



TENNESSEE TITANS

2021 SEASON IN REVIEW



Saint Thomas Sports Park | 460 Great Circle Road | Nashville, TN 37228 | 615-565-4100 | TennesseeTitans.com | @Titans

ROBBIE BOHREN Senior Director of Communications | **DWIGHT SPRADLIN** Director of Media Relations

JARED PUFFER Media Relations Manager | **KIM SMITH** Media Relations Coordinator

FOR IMMEDIATE RELEASE

MARCH 3, 2022

2021 TENNESSEE TITANS SEASON REVIEW

Titans enter 2022 with active streaks of six winning seasons, three playoff appearances and two AFC South titles

NASHVILLE — The Tennessee Titans move into the 2022 offseason having been to the playoffs in each of the past three seasons and having won the last two AFC South division titles.

Led by fourth-year head coach **Mike Vrabel** in 2021, the Titans endured a challenging regular season to finish with a 12-5 record, navigating the first 17-game season in NFL history with an unprecedented number of players lost for all or part of the campaign. From the final preseason roster cuts through the end of the season, the team placed 26 different players on injured reserve and 21 different players on the reserve/COVID-19 list, in addition to several practice squad players that received equivalent designations.

The Titans responded with a resilience that has become a hallmark of the team under Vrabel and executive vice president/general manager **Jon Robinson**. A total of 91 different players took the field for the team, which was the most by any NFL team in any season that did not include replacement players. They found a way to pull through in close games despite the weekly lineup changes. Half of their wins—a league-high six contests—were won by three points or less, including a 28-25 win in the regular season finale at Houston that clinched the top seed in the AFC playoffs. Vrabel was recognized as the Associated Press NFL Coach of the Year, becoming the first head coach in franchise history to win the award.

Titans Continue Winning Ways Under Current Leadership

For the third consecutive season, the Titans marked off an accomplishment that previously eluded the organization for an extended period. They tied the 12-5 Kansas City Chiefs for the best record in the AFC, and due to their head-to-head victory over the Chiefs on Oct. 24, they claimed the No. 1 seed in the AFC for the first time since 2008. It came on the heels of a 2020 division title that also was a first since 2008, and an appearance in the 2019 AFC championship game after a 17-year absence (2002).

Since the beginning of the 2020 season, there has been only one week—after their loss to the Arizona Cardinals on Sept. 12, 2021 in the season opener—that the Titans did not hold a share of the AFC South lead or hold the outright lead. Their 2021 division championship gave the franchise its first back-to-back division championships since the Oilers took the first three AFL Eastern division titles from 1960 to 1962. The team had not gone to the playoffs in three consecutive seasons since a seven-year stretch by the Oilers from 1987 to 1993.

The Titans have finished with a winning record each season since Robinson was hired by Titans controlling owner **Amy Adams Strunk** in 2016. The Chiefs are the only other franchise entering 2022 with an active streak of six consecutive winning seasons. In four of those six seasons—2017, 2019, 2020 and 2021—the Titans have earned playoff berths. Robinson is the first general manager in franchise history with six seasons above the .500 mark, surpassing **Bum Phillips** (1975, 1977–1980) and **Mike Holovak** (1989-93), and he already ranks in the top three in team annals for playoff appearances along with Holovak (five) and **Floyd Reese** (four).

Statistically, the 2021 Titans ranked second in rushing defense (84.6 yards allowed per game), 12th in total defense (329.8), sixth on third down

2021 TITANS SCHEDULE AND RESULTS

REGULAR SEASON (12-5)

Day	Date	Opponent	Result	Score
Sun.	Sept. 12	ARIZONA	L	13-38
Sun.	Sept. 19	at Seattle	W (OT)	33-30
Sun.	Sept. 26	INDIANAPOLIS	W	25-16
Sun.	Oct. 3	at New York Jets	L (OT)	24-27
Sun.	Oct. 10	at Jacksonville	W	37-19
Mon.	Oct. 18	BUFFALO	W	34-31
Sun.	Oct. 24	KANSAS CITY	W	27-3
Sun.	Oct. 31	at Indianapolis	W (OT)	34-31
Sun.	Nov. 7	at Los Angeles Rams	W	28-16
Sun.	Nov. 14	NEW ORLEANS	W	23-21
Sun.	Nov. 21	HOUSTON	L	13-22
Sun.	Nov. 28	at New England	L	13-36
Sun.	Dec. 5	Bye		
Sun.	Dec. 12	JACKSONVILLE	W	20-0
Sun.	Dec. 19	at Pittsburgh	L	13-19
Thu.	Dec. 23	SAN FRANCISCO	W	20-17
Sun.	Jan. 2	MIAMI	W	34-3
Sun.	Jan. 9	at Houston	W	28-25

POSTSEASON (0-1)

Sat.	Jan. 22	CINCINNATI	L	16-19
------	---------	------------	---	-------

2021 AFC SOUTH STANDINGS

TEAM	W	L	T	PCT	CONF	DIV
z-Tennessee Titans	12	5	0	.706	8-4-0	5-1-0
Indianapolis Colts	9	8	0	.529	7-5-0	3-3-0
Houston Texans	4	13	0	.235	4-8-0	3-3-0
Jacksonville Jaguars	3	14	0	.176	3-9-0	1-5-0

z - Clinched division and homefield advantage

(36.7 percent), sixth in scoring defense (20.8 points per game) and ninth in sacks (43). On offense, the Titans were fifth in rushing (141.4 yards per game) despite missing reigning NFL Offensive Player of the Year **Derrick Henry** for nine games due to injury. The offense also ranked eighth on third down (43.6 percent), fifth in the red zone (63.9 percent) and first in goal-to-go



efficiency (87.5 percent).

Four members of the team were named to the Pro Bowl: safety **Kevin Byard**, defensive tackle **Jeffery Simmons**, outside linebacker **Harold Landry III** and guard **Rodger Saffold III**. Byard added first-team Associated Press All-Pro honors, while Simmons was named second-team All-Pro.

Titans Find Stability in Current Structure

The Titans move into 2022 with the security of having foundational elements of their organization in place. Strunk, who has been the controlling owner of the team since 2015, announced contract extensions for Robinson and Vrabel early in the 2022 offseason.

"I am proud to say that Jon and Mike will be leading our football team for years to come," Strunk said on Feb. 8. "I have seen the team improve on a yearly basis under their direction, and I know their singular goal is to deliver a championship for our fans. Together they have developed a culture within our organization that has been essential to our success. Their values align with mine and what I want the Titans to be. They demand excellence from themselves and others, work well together, are always striving to improve and they care deeply for our players and staff."

Vrabel is now tied for the ninth-longest current NFL head-coaching tenure out of 32 coaches. The upcoming 2022 season will be the first under his watch and the club's first since 2017 it has not had a change in at least one of the defensive or offensive coordinator roles. **Shane Bowen** and **Todd Downing** will again assume those duties, respectively. The vast majority of the staff has been retained, supplemented by former Houston Texans coaches **Tim Kelly** as passing game coordinator and **Bobby King** as inside linebackers coach.

Ryan Tannehill heads into his fourth season as the team's starting quarterback in 2022. Since taking over the job in 2019, he has built a 30-13 record, compiling the most wins by a starting quarterback in franchise history during the player's first three seasons with the organization. He is

the first starting quarterback since **Warren Moon** (1987 to 1993) to lead the team to the playoffs in three consecutive seasons. During the 2021 regular season, he passed for 3,734 yards and 21 touchdowns, and he scored seven rushing touchdowns for the second straight year. Tannehill joined Moon as the only Titans/Oilers quarterbacks to record multiple seasons with at least 3,500 passing yards.

For the third consecutive season, Tannehill's top target in 2021 was wide receiver **A.J. Brown**, who totaled 63 receptions for 869 yards and five touchdowns. With 2,995 career receiving yards, Brown has more than any player in franchise history through his first three NFL seasons other than **Charlie Hennigan** (3,336 from 1960-62).

Prior to his injury at Indianapolis on Oct. 31, Henry rushed for 937 yards and 10 touchdowns on 219 carries, leading the league in each category through eight weeks. The 2019 and 2020 NFL rushing champion worked his way back for the team's divisional playoff contest against the Cincinnati Bengals on Jan. 22, rushing for 62 yards and one score. Henry approaches 2022 ranked fourth in team annals in career rushing yards (6,797) behind only **Eddie George** (10,009), **Earl Campbell** (8,574) and **Chris Johnson** (7,965), and his 65 career rushing touchdowns trail only Campbell's 73.

Free Agency and Draft Approaching

With many key pieces in place, Robinson will look to further shape the roster in the coming months through free agency and the NFL Draft. The unrestricted free agent signing period will begin at the start of the new league year on March 16, when all 2021 contracts expire. Players not under contract for 2022 are free to sign with another club at that point. Prior to the new league year, clubs can negotiate and re-sign their own players as well as players who have been released by their old clubs.

The trading period also begins upon the launch of the league year. After Robinson engineered 26 trades in his first six years on the job, it remains a viable method to supplement the roster.

Meanwhile, work is ongoing for the 2022 NFL Draft. With the Senior Bowl already passed, Robinson and his staff will get more first-hand interaction with draft prospects at the NFL Scouting Combine in Indianapolis (March 1-7), followed by pro days on college campuses and prospect visits to Saint Thomas Sports Park. The process culminates with the draft from April 28-30 in Las Vegas, Nev.

The Titans currently own the 26th overall pick in Round 1 of the draft and five total selections—one each in Rounds 1, 3, 4, 5 and 6. The Titans dealt their 2022 second-rounder to the Atlanta Falcons and their seventh-rounder to the Miami Dolphins during trades that took place in 2021. Additionally, the Titans could be awarded one or more compensatory picks in 2022 as a result of net free agency losses a year ago. There are 32 such compensatory picks in Rounds 3-7, and the NFL typically announces those in March.

On April 18, NFL teams with returning head coaches are permitted to launch their offseason workout programs. Organized team activities (OTAs) take place in May and June, culminating with a June mandatory minicamp. Training camp begins in late July.

NOTEWORTHY IN 2021

- The Titans won the AFC South in 2021, clinching their second consecutive division title. It was the organization's first back-to-back division titles since the Oilers won the AFL Eastern division each season from 1960 to 1962.
- The Titans went 12-5 during the regular season to tie the Kansas City Chiefs for the AFC's best record.
- The Titans earned the No. 1 seed in the AFC playoffs for the first time since 2008.
- The Titans made the playoffs for the third consecutive season, marking the first time that the team earned three consecutive playoff berths since the Oilers went to the postseason a franchise-best seven straight years from 1987 to 1993.
- The Titans finished with a 5-1 record within the AFC South for the second consecutive season. It was their fourth time winning at least five divisional games since the AFC South was formed in 2002 (6-0 in 2002; 5-1 in 2017; 5-1 in 2020). The Titans won all three road games against AFC South foes for the second consecutive campaign.
- The Titans won six games by three points or less (6-1). Their six such wins led the NFL and were the most in franchise history.
- The Titans set an NFL record for a non-strike year by using 91 total players in 2021.
- With a 7-2 record at Nissan Stadium, it marked the eighth time in franchise history and the first time since 2008 that the Titans won at least seven home games in a regular season.
- A 5-3 road record in 2021 gave the Titans three consecutive seasons with at least five road victories, tying for the longest such streak in franchise history. The team previously accomplished the feat from 1978 to 1980 and from 1998 to 2000.

EVP/GM JON ROBINSON

- The Titans made their fourth postseason appearance in six seasons under general manager **Jon Robinson** (2017, 2019-21).
- With a 12-5 record, the Titans extended their streak to six consecutive winning seasons—every season since Robinson was hired in 2016. The Titans, and Kansas City Chiefs (2013-21) are the only teams entering 2022 with at least six consecutive winning seasons.
- Improved his total to 62 wins as general manager, including the regular season and postseason. He became the second-winningest general manager in franchise history, passing **Mike Holovak** (52 wins) and **Bum Phillips** (59). He trails only **Floyd Reese**, who totaled 111 career wins.

NOTEWORTHY IN 2021

HEAD COACH MIKE VRABEL

- The Titans made their third consecutive playoff appearance under head coach **Mike Vrabel**, whose first year with the club was 2018. Vrabel finished his fourth season as head coach with 43 total wins and a .614 winning percentage (43-27) in those four seasons, including the regular season and postseason. His win total tied Jack Pardee (43-26 from 1990 to 1993) for the best in franchise history over a head coach's first four seasons.
- Won the Associated Press NFL Coach of the Year award, becoming the franchise's first head coach to accomplish the feat. He also earned NFL Coach of the Year honors from the Pro Football Writers of America, Sporting News, 101 Awards and the NFL on FOX Awards.

OLB OLA ADENIYI

- Set career highs with 2.5 sacks, 20 quarterback pressures, two tackles for loss and one pass defended.

DL DENICO AUTRY

- Finished second on the team and tied his career high (2018) with nine sacks in 17 games.
- From 2018 to 2021, his 29 sacks ranked fifth among all NFL defensive tackles behind **Aaron Donald** (59), **Chris Jones** (41), **DeForest Buckner** (36) and **Cameron Heyward** (31) .
- His total of nine blocked kicks and punts from 2014 to 2021 led the NFL and included a blocked field goal in 2021.

WR A.J. BROWN

- Led the team with 63 receptions, 869 receiving yards and five touchdown catches despite missing four games and exiting another contest in the first quarter due to injury.
- Became the first player in franchise annals to begin his career with three consecutive seasons with at least 50 receptions and five touchdown catches.
- Led the Titans from 2019 to 2021 with 185 receptions, 2,995 receiving yards, a 16.2-yard receiving average and 24 touchdown catches. Since 1970, Brown was only the fourth NFL player to reach all of those numbers within his first three seasons, joining **Randy Moss**, **Jerry Rice** and **John Jefferson**.
- Ranked seventh among NFL qualifiers from 2019 to 2021 with a 16.2-yard receiving average.
- Tied for 10th in the NFL since the beginning of his rookie season with 24 receiving touchdowns.
- Established the franchise single-game postseason record with 142 receiving yards in the divisional round against Cincinnati (Jan. 22), breaking the mark of 136 yards by **Ernest Givins** against Pittsburgh on Dec. 31, 1989.

ILB JAYON BROWN

- Recorded his fifth consecutive season with at least 55 tackles and notched his fourth consecutive season with an interception.

K RANDY BULLOCK

- Ranked ninth in franchise history with 120 points, the most by a Titans player since **Ryan Succop** scored 136 points in 2017. He was 26-of-31 on field goals and 42-of-45 on extra points.
- Totaled a career-high three game-winning field goals: Sept. 19 at Seattle, Oct. 31 at Indianapolis and Dec. 23 against San Francisco.
- Earned AFC Special Teams Player of the Week honors for Week 8 at Indianapolis.

S KEVIN BYARD

- Named to his second career Pro Bowl.
- Earned first-team Associated Press All-Pro honors for the second time in his career. He joined **Bruce Matthews** (1999–2000) and **Albert Haynesworth** (2007–2008) as the franchise's only players in its "Titans



era" (since 1999) to earn multiple first-team AP All-Pro honors. Byard also won All-Pro honors from the Pro Football Writers of America, Pro Football Focus and Sporting News.

- Named AFC Defensive Player of the Month for October after totaling 27 tackles, seven passes defended, three interceptions, one forced fumble and one fumble return for a touchdown in five games during the month.
- Has not missed a game in his career (97 regular season and seven postseason games).
- Enters 2022 with a streak of 88 consecutive starts in the regular season which ranks first in the NFL among defenders and sixth among all players.
- From 2017 through 2021, he led all NFL safeties and ranked third among all players with 23 interceptions. The only players with more interceptions in that time were cornerbacks **Xavien Howard** (27) and **J.C. Jackson** (25).
- Ranks 11th on the franchise's all-time interceptions list and sixth among all Titans/Oilers safeties with 23 interceptions.
- Led the Titans in 2021 with five interceptions and 88 tackles, becoming the franchise's first player to lead the team in tackles and interceptions in the same season since the team began tracking individual tackle statistics in 1974.
- Led all NFL safeties in 2021 with 13 passes defended.
- Scored his first two career touchdowns—one on a fumble return and one on an interception return— and became the first Titans player with two defensive touchdowns in the same season since linebacker **Zach Brown** in 2012.
- Named a team captain for the third time in his career.

LS MORGAN COX

- Handled all of the team's long snapping duties in every contest. It was the ninth time in his 12 NFL seasons that he did not miss a game.

DB DANE CRUIKSHANK

- Registered career highs with four starts and 27 tackles.

ILB ZACH CUNNINGHAM

- After being claimed off waivers from Houston, he started the final four games of the 2021 regular season and led the defense over that stretch with 25 tackles. In the team's divisional playoff contest, he led the defense with 10 tackles.
- From 2019 to 2021, his 392 total tackles ranked third in the NFL behind only Seattle's **Bobby Wagner** (467) and Chicago's **Roquan Smith** (402).

OLB BUD DUPREE

- Returned from a season-ending injury with the Steelers in 2020 to play in 11 games with six starts.
- Totaled three sacks during his first season in Tennessee.

LB NICK DZUBNAR

- Tied for the team lead with 11 special teams tackles.

NOTEWORTHY IN 2021

ILB RASHAAN EVANS

- Set career highs with two interceptions, three total takeaways (one fumble recovery) and one forced fumble.

S MATTHIAS FARLEY

- Tied for the team lead with 11 special teams tackles.

TE ANTHONY FIRKSER

- Totaled 34 receptions for 291 yards with a career-high two touchdown catches. He added a touchdown on an offensive fumble recovery.
- From 2018 to 2021, he ranked third on the team with 106 total receptions.

RB D'ONTA FOREMAN

- Set several career highs, including three starts, 566 rushing yards, 133 carries, three rushing touchdowns, nine receptions and 123 receiving yards.
- Ranked sixth in the NFL from Week 12 to Week 18 with 482 rushing yards.

CB KRISTIAN FULTON

- Recorded two interceptions and tied for 11th place in the NFL with a team-high 14 passes defended.

RB DERRICK HENRY

- Honored as the team's Walter Payton NFL Man of the Year nominee.
- Named a team captain for the second time in his career.
- Led the NFL with 937 rushing yards and 10 rushing touchdowns in the first eight weeks of the season before missing the final nine games of the regular season with a foot injury. He returned to start in the team's divisional playoff contest and rushed for 62 yards and one score.
- Ranks second in the NFL with 6,797 rushing yards since his rookie season of 2016, trailing only Dallas Cowboys running back **Ezekiel Elliott** (7,386). Henry's 65 rushing touchdowns led the league over the same period.
- Led the NFL from 2017 to 2021 in rushing yards (6,307), rushing touchdowns (60), rushing yards per game (88.8) and rushing attempts of 10-plus yards (160).
- Ranks fourth in franchise history in career rushing yards (6,797) behind **Eddie George** (10,009), **Earl Campbell** (8,574) and **Chris Johnson** (7,965).
- Ranks second in franchise history in career rushing touchdowns (65) behind only Campbell (73).
- Won two AFC Offensive Player of the Week awards in 2021 for Week 2 and Week 6.



- Won three FedEx Ground Player of the Week awards in 2021 for Week 2, Week 3 and Week 5.

RB DONTRELL HILLIARD

- Set career highs with 56 rushing attempts and 350 rushing yards and tied a career high with a pair of rushing touchdowns. He added 87 yards on a career-high 19 receptions and added eight kickoff returns for 177 yards (22.1 avg.).

S AMANI HOOKER

- Registered a career-high 12 starts and tallied a career-best 62 tackles.

CB JACKRABBIT JENKINS

- Recorded his 10th consecutive season with at least one interception.
- From 2012 through 2021, Jenkins ranked first in the NFL in passes defended (125), first in defensive touchdowns scored (nine) and tied for fourth in interceptions (27).
- Finished 2021 tied for eighth place in NFL history with eight career interception returns for touchdowns.

C BEN JONES

- Appeared in 160 of 161 possible regular season games from 2012 through 2021, including starts in all but one game during his first six seasons with the Titans. During those six seasons in Tennessee (2016-21), he was one of only eight offensive linemen to start at least 96 of a possible 97 games.
- Finished the 2021 campaign with an active streak of 40 consecutive starts, ranking third among centers.

WR JULIO JONES

- Ranks first in NFL history with an average of 91.9 receiving yards per game. Hall of Famer **Calvin Johnson** previously held the record with 86.1 receiving yards per game.
- With 13,330 career receiving yards, he ranks 17th in NFL history.
- His 59 career 100-yard receiving games ties **Marvin Harrison** for third place all-time behind Hall of Famers **Jerry Rice** (76) and **Randy Moss** (64).
- Registered 31 catches for 434 yards and one touchdown and missed seven contests due to injuries in his first season in Tennessee.

P BRETT KERN

- Holds franchise career records for punts (923), gross average (45.9), net average (40.8) and punts inside the 20 (373).
- Ranks third in franchise history with 197 career games behind **Bruce Matthews** (296) and **Elvin Bethea** (210). Kern's total leads the franchise during its "Titans era" (since 1999).
- Recorded the league's third-best ratio of punts inside the 20 to touchbacks (18:1). Additionally, his four punts placed inside the five-yard line gave him a rate of 8.5 percent, which ranked third in the NFL and set a career high.
- Named a team captain for the second time in his career.

OLB HAROLD LANDRY III

- Named to his first career Pro Bowl.
- Led the team in sacks for the third consecutive season, finishing 2021 with a career-high 12 sacks. His 12 sacks ranked 10th in the NFL.
- Totaled a team-high 31 sacks in his first four seasons (2018-21), second only to **Jevon Kearse** (37) for a Titans/Oilers player in his first four NFL seasons since individual sacks became an official NFL statistic in 1982.
- Joined Pittsburgh's **Cameron Heyward** as the NFL's only players to be credited with at least 250 tackles (press box statistics), 30 sacks and two interceptions from 2018 to 2021.
- Concluded 2021 with a streak of 52 starts, the sixth-longest consecutive starting streak among all NFL defensive players.

NOTEWORTHY IN 2021



- Became the first Titans player to record double-digit sacks in a season since Brian Orakpo (10.5) in 2016 and the first Titans player with 12 sacks in a season since Jason Babin (12.5) in 2010.
- Joined Micah Parsons, Aaron Donald and Heyward as the only NFL players in 2021 to post at least 75 tackles and 10 sacks.
- With 4.5 career postseason sacks, he became the organization's first player with at least four career postseason sacks since individual sacks became an official statistic in 1982.

T TAYLOR LEWAN

- Returned from a season-ending knee injury in 2020 to start in 13 games.
- During the franchise's "Titans era" (1999 to present), his 98 starts rank ninth for the club and fifth among Titans offensive linemen.

ILB DAVID LONG JR.

- Set a career high with nine starts and also established career bests in tackles (75), quarterback pressures (six), tackles for loss (four), interceptions (two) and passes defended (six). His average of 7.5 tackles per game led the team.

CB ELIJAH MOLDEN

- Ranked fifth on the team and first among Titans rookies with 60 tackles and registered one interception for a touchdown. He was one of six NFL rookie defensive backs with at least 60 tackles and one interception.

T DAVID QUESSENBERRY

- Started all 17 games, marking the first time in his career he started every game in a season.

TE MYCOLE PRUITT

- Established career highs with 14 receptions, 145 receiving yards and three touchdowns before finishing the season on injured reserve.

WR CHESTER ROGERS

- Totaled 30 receptions for 301 yards and one touchdown. As the team's primary returner, he set career highs with 30 punt returns, 293 punt return yards, 14 kickoff returns and 282 kickoff return yards (20.1 avg.). His 9.8-yard punt return average ranked fifth in the NFL and was the best by a Titans player since 2012 (13.2 by Darius Reynaud).

G RODGER SAFFOLD III

- Named to his first career Pro Bowl.
- From the beginning of his 2010 rookie season through 2021, he ranked fifth among all offensive linemen with 157 starts, trailing only Andrew Whitworth (181), Alex Mack (180), Duane Brown (171) and Jason Kelce (159).

DT JEFFERY SIMMONS

- Named to his first career Pro Bowl.
- Earned second-team Associated Press All-Pro honors.
- Named a team captain for the first time in his career.
- Started all 17 games and set career highs in several categories, including sacks (8.5), tackles (54), quarterback pressures (58), tackles for loss (12) and passes defended (six). He led the squad in pressures and placed third in sacks.
- Ranked sixth among all NFL defensive tackles in 2021 with 8.5 sacks.
- Established a franchise single-game postseason record with three sacks in the divisional playoff contest against Cincinnati (Jan. 22).

TE GEOFF SWAIM

- Established career highs with 16 games played, 16 starts, 31 receptions and three touchdown catches. His 210 receiving yards ranked second in his career.

QB RYAN TANNEHILL

- Placed third on the franchise's single-season passing charts in attempts (531), completions (357) and completion percentage (67.2), and he ranked fourth with 3,734 passing yards.
- Improved his record to 30-13 as a starting quarterback and became the franchise's first starting quarterback since Warren Moon (1987 to 1993) to direct his team to the playoffs in three consecutive seasons.
- Compiled the most wins (30) by a starting quarterback in franchise history during the player's first three seasons with the organization.
- Tied Steve McNair (2001-03) for the most consecutive starts in franchise history by a quarterback. His streak of 43 consecutive starts is active heading into 2022.
- Totaled 13 total game-winning drives from 2019 to 2021 to rank second in the NFL behind only Raiders quarterback Derek Carr (14).
- Became the only quarterback other than Moon (1989-1991) to record multiple seasons with at least 3,500 passing yards with the franchise.
- Became the first quarterback in franchise history with at least seven rushing touchdowns in back-to-back seasons, and he was the NFL's only quarterback from 2020 to 2021 to accomplish the feat.
- Named a team captain for the second consecutive season with the Titans.
- Earned AFC Offensive Player of the Week honors for Week 18.

WR NICK WESTBROOK-IKHINE

- Ranked second on the team with 38 receptions, 476 receiving yards and four touchdown catches, which were all career highs, and he added three tackles on special teams.
- Won the team's Ed Block Courage Award.



2022 IMPORTANT DATES

February 22	First day for clubs to designate Franchise or Transition Players.
March 1-7	NFL Scouting Combine at Lucas Oil Stadium, Indianapolis
March 8	Prior to 4:00 p.m., New York time, deadline for clubs to designate Franchise or Transition Players.
March 14-16	Clubs are permitted to contact, and enter into contract negotiations with, the certified agents of players who will become Unrestricted Free Agents upon the expiration of their 2021 player contracts at 4:00 p.m., New York time, on March 16.
March 16	Prior to 4:00 p.m., New York time, clubs must exercise options for 2022 on all players who have option clauses in their 2021 contracts.
March 16	Prior to 4:00 p.m., New York time, clubs must submit qualifying offers to their Restricted Free Agents with expiring contracts to retain a Right of First Refusal/Compensation.
March 16	Prior to 4:00 p.m., New York time, clubs must submit a minimum salary tender to retain exclusive negotiating rights to their players with expiring 2021 contracts who have fewer than three accrued seasons of free agency credit.
March 16	Top 51 Rule begins. All clubs must be under the 2022 Salary Cap prior to 4:00 p.m., New York time.
March 16	All 2021 player contracts will expire at 4:00 p.m., New York time.
March 16	The 2022 league year and free agency period begin at 4:00 p.m., New York time.
March 16	The first day of the 2022 league year will end at 11:59:59 p.m., New York time, on March 16. Clubs will receive a personnel notice that will include all transactions submitted to the league office during the period between 4:00 p.m., New York time, and 11:59:59 p.m., New York time, on March 16.
March 16	Trading period for 2022 begins at 4:00 p.m., New York time, after expiration of all 2021 contracts.
March 27-30	Annual League Meeting in Palm Beach, Fla.
April 4	Clubs that hired a new head coach after the end of the 2021 season may begin offseason workout programs.
April 18	Clubs with returning head coaches may begin offseason workout programs.
April 22	Deadline for Restricted Free Agents to sign offer sheets.
April 28-30	2022 NFL Draft: Las Vegas, Nevada.
May 2	Deadline for prior club to send "May 2 Tender" to its unsigned Unrestricted Free Agents. If the player has not signed a player contract with a club by July 22 or the first scheduled day of the first NFL training camp, whichever is later, he may negotiate or sign a player contract from that date until the Tuesday following the 10th weekend of the regular season, at 4:00 p.m., New York time, only with his prior club.
May 2	Deadline for clubs to exercise fifth-year option for players selected in the first round of the 2019 NFL Draft.
May 6-9 or May 13-16	Clubs may elect to hold their one three-day post-Draft rookie minicamp from Friday through Sunday or Saturday through Monday on one of the two weekends following the Draft.
May 16	Rookie Football Development Programs begin.
May 23-25	Spring League Meeting

2022 OPPONENTS

The Titans' opponents for 2022 are set under the NFL's 17-game scheduling formula.

As always, the Titans have home and road games against each of the AFC South rival Houston Texans, Indianapolis Colts and Jacksonville Jaguars.

Based upon the NFL's schedule rotation, the Titans will face every team from the AFC West in 2022. They will host the Denver Broncos and Las Vegas Raiders and travel to meet the Kansas City Chiefs and Los Angeles Chargers.

Additionally, the Titans will square off against the NFC East. They will have dates at Nissan Stadium against the Dallas Cowboys and New York Giants and road games versus the Philadelphia Eagles and Washington Commanders.

Every team plays two intraconference games that are determined by order of finish within its division. By winning the AFC South, they will square off in a 2022 home matchup with the AFC North's equivalent finisher, the first-place Cincinnati Bengals. The Titans will go on the road to meet the AFC East's 2021 champion, the Buffalo Bills.

Similarly, the NFL's new 17-game format unveiled for the first time in 2021 features interconference matchups based on the previous year's divisional standings. The AFC will be the road conference for the 17th game in 2022 after hosting in 2021. As a result, the Titans will travel for a date with the champions of the NFC North, the Green Bay Packers.

The complete league schedule with dates and times is typically released by the NFL in April or May.

For ticket inquiries and to purchase season tickets, fans can visit TennesseeTitans.com/tickets, email ticketssales@titans.nfl.com or call (615) 565-4200.

The Titans' home and away opponents for the 2022 regular season:

2022 HOME OPPONENTS

- Houston Texans
- Indianapolis Colts
- Jacksonville Jaguars
- Denver Broncos
- Las Vegas Raiders
- Dallas Cowboys
- New York Giants
- Cincinnati Bengals *

2022 ROAD OPPONENTS

- Houston Texans
- Indianapolis Colts
- Jacksonville Jaguars
- Kansas City Chiefs
- Los Angeles Chargers
- Philadelphia Eagles
- Washington Commanders
- Buffalo Bills *
- Green Bay Packers *

* Opponent based on final division standings in 2021.



WHERE THE TITANS RANKED IN 2021

2021 OFFENSIVE STATISTICS AND NFL RANKING

OFFENSIVE STATS	STAT (RANK)
Yards / Game	342.5 (17)
Yards / Play	5.14 (22)
Rushing Yards / Game	141.4 (5)
Rushing Yards / Play	4.36 (14)
Passing Yards / Game	201.1 (24)
Passing Yards / Play	6.39 (20)
Interception Rate	2.62% (20)
Sacks / Pass Attempt	8.79% (26)
First Downs / Game	21.3 (9t)
Punt Return Avg	9.8 (9)
Kickoff Return Avg	19.5 (27)
Field Goals Made	81.25% (23)
3rd Down Pct	43.64% (8)
4th Down Pct	62.50% (7)
Red Zone Pct	63.93% (5)
Goal to Go%	87.50% (1)
Avg Time of Possession	32:40 (2)
Points / Game	24.6 (15)
Turnover Ratio	-3 (20t)

2021 DEFENSIVE STATISTICS AND NFL RANKING

DEFENSIVE STATS	STAT (RANK)
Yards / Game	329.8 (12)
Yards / Play	5.40 (17)
Rushing Yards / Game	84.6 (2)
Rushing Yards / Play	3.91 (4)
Passing Yards / Game	245.2 (25)
Passing Yards / Play	6.64 (18)
Interception Rate	2.55% (10)
Sacks / Pass Attempt	6.85% (13)
First Downs / Game	19.5 (10)
Punt Return Avg	10.1 (27)
Kickoff Return Avg	20.3 (8)
3rd Down Pct	36.67% (6)
4th Down Pct	58.33% (21)
Red Zone Pct	51.72% (7)
Goal to Go%	64.71% (10)
Points / Game	20.8 (5t)
Point Differential / Game	3.8 (11)
Yard Differential / Game	12.6 (15)

2021 INDIVIDUAL NFL RANKINGS

(qualifiers only, where applicable)

Category	Player	Stat	NFL Rank
Passer Rating	Ryan Tannehill	89.6	20
Passing Yards	Ryan Tannehill	3,734	16
Passing TDs	Ryan Tannehill	21	16
Rushing Yards	Derrick Henry	937	9
Rushing Average	Derrick Henry	4.28	26
Rushing TDs	Derrick Henry	10	6t
Receptions	A.J. Brown	63	45t
Receiving Yards	A.J. Brown	869	32
Receiving TDs	A.J. Brown	5	40t
Sacks	Harold Landry III	12.0	10
Interceptions	Kevin Byard	5	4t

2021 TALE OF THE TAPE

OFFENSE	Titans	NFL Rank	NFL Avg
GAMES (Won-Lost)	12-5	---	---
FIRST DOWNS	362	9t	345.5
Rushing	134	6t	113.6
Passing	194	18	201.3
Penalty	34	6t	30.7
YDS GAINED (tot)	5,822	17	5,840.5
Avg per Game	342.5	17	343.6
RUSHING (net)	2,404	5	1,959.2
Avg per Game	141.4	5	115.2
Rushes	551	1	452.9
Yards per Rush	4.4	14	4.3
PASSING (net)	3,418	24	3,881.3
Avg per Game	201.1	24	228.3
Passes Att.	535	25t	584.8
Completed	359	19	378.8
Pct Completed	67.1	8	64.8
Yards Gained	3,745	23	4,150.0
Sacked	47	26	38.9
Yards Lost	327	26	268.7
Had intercepted	14	14t	13.8
Yards Opp Ret	252	26	172.1
Opp TDs on Int	0	1t	1.3
PUNTS	58	9	64.9
Avg Yards	44.3	24	45.6
PUNT RETURNS	30	10	27.5
Avg Return	9.8	9	8.8
Returned for TD	0	3t	0.1
KICKOFF RETURNS	40	5t	34.4
Avg Return	19.5	27	22.2
Returned for TD	0	9t	0.3
PENALTIES	103	15t	100.5
Yards Penalized	973	23	867.0
FUMBLES BY	25	26t	20.4
Fumbles Lost	11	27t	8.3
Opp Fumbles	21	14t	20.4
Opp Fum Lost	6	26t	8.3
POSS. TIME (avg)	32:40	2	30:00
TOUCHDOWNS	49	14t	44.5
Rushing	23	3t	15.8
Passing	22	19	26.3
Returns	4	4t	2.4
EXTRA-PT KICKS	43/47	21	93%
2-PT CONVERSIONS	2/2	1t	49%
FIELD GOALS/FGA	26/32	23	27/32
POINTS SCORED	419	15	390.7
DEFENSE	Titans	NFL Rank	NFL Avg
POINTS ALLOWED	354	6	390.7
OPP FIRST DOWNS	331	10	345.5
Rushing	90	3	113.6
Passing	204	17	201.3
Penalty	37	26t	30.7
OPP YARDS GAINED	5,607	12	5,840.5
Avg per Game	329.8	12	343.6
OPP RUSHING(net)	1,438	2	1,959.2
Avg per Game	84.6	2	115.2
Rushes	368	2	452.9
Yards per Rush	3.9	4	4.3
OPP PASSING(net)	4,169	25	3,881.3
Avg per Game	245.2	25	228.3
Passes Att.	628	30	584.8
Completed	395	20	378.8
Pct Completed	62.9	8	64.8
Sacked	43	9t	38.9
Yards Lost	316	7	268.7
INTERCEPTED BY	16	10t	13.8
Yards Returned	128	22	172.1
Returned for TD	2	4t	1.3
OPP PUNT RETURNS	22	7t	27.5
Avg return	10.1	27	8.8
OPP KICKOFF RET	40	25	34.4
Avg return	20.3	8	22.2
OPP TOUCHDOWNS	38	5	44.5
Rushing	14	11t	15.8
Passing	24	7t	26.3
Returns	0	1t	2.4

REGULAR TITANS LINEUP

OFFENSIVE STARTERS

WR 11-A.J. Brown (6-1, 226, 3rd Year/3rd with Titans, Mississippi) - The 2019 second-round pick and 2020 Pro Bowler became the second player in franchise history (Ernest Givins) with 850 receiving yards in each of his first three seasons. From 2019-21, he led the NFL in 50-yard catches (10) and tied for 10th in touchdown receptions (24).

	G	GS	Rec	Yds	Avg	Lg	TD
2021	13	13	63	869	13.8	57t	5
Career	43	36	185	2,995	16.2	91t	24
'21 Playoffs	1	1	5	142	28.4	41	1

TE 87-Geoff Swaim (6-4, 260, 6th year/2nd with Titans, Texas) - Swaim was signed as a free agent in 2020 after previous stints with the Cowboys (2015-18) and Jaguars (2019). He was a seventh-round pick with Dallas in 2015.

	G	GS	Rec	Yds	Avg	Lg	TD
2021	16	16	31	210	6.8	26	3
Career	69	44	88	694	7.9	43	5
'21 Playoffs	1	1	0	0	-	-	0

LT 77-Taylor Lewan (6-7, 309, 8th Year/8th with Titans, Michigan) - The team's first-round pick in 2014 (11th overall) was voted to the Pro Bowl each season from 2016-18. He appeared in 103 games (98 starts) in his first eight seasons, including 13 starts in 2021.

2021 G/GS: 13/13, Career G/GS: 103/98, 2021 Playoffs G/GS: 1/1

LG 76-Rodger Saffold III (6-5, 325, 12th Year/3rd with Titans, Indiana) - The former second-round pick was signed in 2019 as an unrestricted free agent from the Rams. In his first three seasons in Tennessee, he started all but three contests at left guard.

2021 G/GS: 15/15, Career G/GS: 160/157, 2021 Playoffs G/GS: 1/1

C 60-Ben Jones (6-3, 308, 10th Year/6th with Titans, Georgia) - Added as an unrestricted free agent in 2016, the former fourth-round pick played four previous seasons with the Houston Texans. He started 96 of 97 possible games during his first five seasons in Tennessee.

2021 G/GS: 17/17, Career G/GS: 160/139, 2021 Playoffs G/GS: 1/1

RG 64-Nate Davis (6-3, 316, 3rd Year/3rd with Titans, Charlotte) - The 2019 third-round pick started 12 contests at right guard as a rookie and followed with 16 starts in his second season and 14 starts in 2021.

2021 G/GS: 14/14, Career G/GS: 43/42, 2021 Playoffs G/GS: 1/1

RT 72-David Quessenberry (6-5, 305, 3rd Year/3rd with Titans, San Jose State) - The 2013 sixth-round pick entered the NFL with Houston. After battling non-Hodgkin's lymphoma, he spent most of 2017-19 on the practice squads of the Texans and Titans (2018-19) before getting his first starting opportunity during the 2020 campaign. He started all 17 games in 2021.

2021 G/GS: 17/17, Career G/GS: 35/23, 2021 Playoffs G/GS: 1/1

WR 15-Nick Westbrook-Ikhine (6-2, 211, 2nd Year/2nd with Titans, Indiana) - The former undrafted free agent emerged as a regular on offense in 2021, appearing in 16 games with seven starts. He ranked second on the team in catches (38), receiving yards (476) and receiving touchdowns (four).

	G	GS	Rec	Yds	Avg	Lg	TD
2021	16	7	38	476	12.5	46	4
Career	30	8	41	509	12.4	46	4
'21 Playoffs	1	0	0	0	-	-	0

WR 2-Julio Jones (6-3, 220, 11th Year/1st with Titans, Alabama) - The Titans traded for Jones during the 2021 offseason, adding Atlanta's all-time leader in catches (848), receiving yards (12,896) and 100-yard receiving games (58). His 91.9 receiving yards per game through 2021 ranked first in NFL history.

	G	GS	Rec	Yds	Avg	Lg	TD
2021	10	10	31	434	14.0	51	1
Career	145	144	879	13,330	15.2	81t	61
'21 Playoffs	1	1	6	62	10.3	16	0

QB 17-Ryan Tannehill (6-4, 217, 10th Year/3rd with Titans, Texas A&M) - Acquired via trade from Miami in 2019, he led the Titans to three consecutive playoff appearances and two division titles in his first three seasons. From the time he took over as the Titans' starter in 2019 through 2021, his 102.3 passer rating ranked sixth in the NFL.

	G	GS	Att	Cmp	Pct	Yds	TD	Int	Lg	Sk	Rate
2021	17	17	531	357	67.2	3,734	21	14	57t	47	89.6
Career	133	131	4,209	2,702	64.2	30,729	199	102	91t	350	91.7
'21 Playoffs	1	1	24	15	62.5	220	1	3	41	1	66.7

RB 22-Derrick Henry (6-3, 247, 6th Year/6th with Titans, Alabama) - The former Heisman winner, 2016 second-round pick and two-time NFL rushing champion (2019-20) was limited by injuries to eight games in 2021 after winning AP Offensive Player of the Year honors in 2020. No player had more rushing yards (6,307) or rushing touchdowns (60) from 2017 to 2021.

	G	GS	Att	Yds	Avg	Lg	TD	Rec	Yds	Avg	Lg	TD
2021	8	8	219	937	4.3	76t	10	18	154	8.6	16	0
Career	86	55	1,401	6,797	4.9	99t	65	94	846	9.0	75t	3
'21 Playoffs	1	1	20	62	3.1	9	1	0	0	-	-	0

OFFENSIVE RESERVES

FB 45-Khari Blasingame (6-0, 233, 3rd Year/3rd with Titans, Vanderbilt) - Originally an undrafted free agent with the Vikings, he was signed by the Titans off Minnesota's practice squad during the 2019 campaign.

	G	GS	Att	Yds	Avg	Lg	TD	Rec	Yds	Avg	Lg	TD
2021	11	3	3	6	2.0	3	0	2	4	2	5	0
Career	32	13	3	6	2.0	3	0	10	97	9.7	24	0
'21 Playoffs	1	0	0	0	-	-	0	0	0	-	-	0

C/G 62-Aaron Brewer (6-1, 295, 2nd Year/2nd with Titans, Texas State) - The former undrafted free agent appeared in 12 games in each of his first two seasons, including five starts in 2021.

2021 G/GS: 12/5, Career G/GS: 24/6, 2021 Playoffs G/GS: 1/0

TE 86-Anthony Firkser (6-2, 246, 4th year/4th with Titans, Harvard) - The former undrafted free agent joined the Titans in 2018 after time with the Jets and Chiefs. He set a career high with two touchdown catches in 2021.

	G	GS	Rec	Yds	Avg	Lg	TD
2021	15	1	34	291	8.6	24	2
Career	58	3	106	1,107	10.4	45	5
'21 Playoffs	1	0	0	0	-	-	0

RB 7-D'Onta Foreman (6-1, 236, 4th year/2nd with Titans, Texas) - He rejoined the Titans in November 2021 after spending most of 2020 with the team. He was originally a third-round pick with Houston in 2017.

	G	GS	Att	Yds	Avg	Lg	TD	Rec	Yds	Avg	Lg	TD
2021	9	3	133	566	4.3	35	3	9	123	13.7	39	0
Career	26	4	240	987	4.1	39	5	18	239	13.3	39	2
'21 Playoffs	1	0	4	66	16.5	45	0	0	0	-	-	0

RB 40-Dontrell Hilliard (5-11, 202, 4th year/1st with Titans, Tulane) - The former undrafted free agent arrived in October 2021 after previous time in Cleveland (2018-20) and Houston (2020). He set career highs with five starts and 350 rushing yards in 2021.

	G	GS	Att	Yds	Avg	Lg	TD	Rec	Yds	Avg	Lg	TD
2021	8	5	56	350	6.3	68t	2	19	87	4.6	28	0
Career	40	5	78	447	5.7	68t	4	41	286	7.0	28	0
'21 Playoffs	1	0	0	0	-	-	0	3	13	4.3	5	0

TE 85-MyCole Pruitt (6-2, 245, 6th year, Southern Illinois) - The former fifth-round pick originally signed with the Titans off Houston's practice squad in 2018. He set career highs in 2021 with 14 receptions, 145 yards and three touchdowns before ending the season on injured reserve.

	G	GS	Rec	Yds	Avg	Lg	TD
2021	16	9	14	145	10.4	22	3
Career	79	27	46	488	10.6	42	7
'21 Playoffs	0	0	0	0	-	-	0

WR 80-Chester Rogers (6-0, 184, 5th Year/1st with Titans, Grambling State) - Rogers caught 111 passes for 1,221 yards in four seasons with the Colts before stints with Miami and Tennessee in 2020. In 2021, he served as the Titans' primary returner and tied a career high with 16 games played.

	G	GS	Rec	Yds	Avg	Lg	TD
2021	16	2	30	301	10.0	39	1
Career	69	24	141	1,522	10.8	61t	6
'21 Playoffs	1	0	1	3	3.0	3	0

	Returns	PR	FC	Yds	Avg	Lg	TD	KR	Yds	Avg	Lg	TD
2021	30	20	293	9.8	55	0	14	282	20.1	37	0	
Career	90	82	844	9.4	55	0	19	324	17.1	37	0	
'21 Playoffs	3	2	5	1.7	5	0	0	0	-	-	0	

QB 5-Logan Woodside (6-1, 213, 2nd Year/2nd with Titans, Toledo) - Originally a seventh-round draft pick with Cincinnati in 2018, he initially joined the Titans practice squad in 2018. After spending 2019 on the practice squad/injured list, he appeared in 11 games from 2020-21 as Ryan Tannehill's understudy.

	G	GS	Att	Cmp	Pct	Yds	TD	Int	Lg	Sk	Rate
2021	5	0	0	0	-	0	0	0	0	0	-
Career	11	0	3	1	33.3	7	0	0	7	0	42.4
'21 Playoffs	0	0	0	0	-	0	0	0	-	0	-

SPECIALISTS

LS 46-Morgan Cox (6-4, 233, 12th Year/1st with Titans, Tennessee) - Cox was signed as an unrestricted free agent in 2021 after playing his first 11 seasons in Baltimore and earning three Pro Bowl berths.

2021 G/GS: 17/0, Career G/GS: 182/0, 2021 Playoffs G/GS: 1/0

P 6-Brett Kern (6-2, 214, 14th Year/13th with Titans, Toledo) - Claimed off waivers from the Broncos during the 2009 season, he was named to the Pro Bowl in 2017, 2018 and 2019. He is the franchise's career and single-season leader in every major punting category.

	G	Punt	Blk	Yds	Avg	Lg	TB	I20	NetAvg
2021	14	47	0	2,105	44.8	59	1	18	40.4
Career	219	996	5	45,728	45.9	79	58	395	40.5
'21 Playoffs	1	4	0	166	41.5	50	0	3	41.5

REGULAR TITANS LINEUP

K 14-Randy Bullock (5-9, 210, 10th Year/1st with Titans, Texas A&M) - After spending his first nine NFL seasons primarily in Houston (2012-15) and Cincinnati (2012-15), he was signed to the Titans practice squad prior to Week 1 and added to the 53-man roster prior to Week 2. His 120 points in 2021 ranked ninth in franchise history.

	G	FGM	FGA	Pct	Lg	XPM	XPA	Pts
2021	16	26	31	83.9	51	42	45	120
Career	123	194	233	83.3	57	257	270	839
'21 Playoffs	1	1	1	100.0	34	1	1	4

DEFENSIVE STARTERS

DE 96-Denico Autry (6-5, 285, 8th Year/1st with Titans, Mississippi State) - Originally a rookie free agent with the Raiders in 2014, he totaled 96 games with the Raiders (2014-17) and Colts (2018-20) before joining the Titans. In 2021, he played in all 17 games and matched a career high with nine sacks.

	GP	GS	Tackle	Sack	QBP	TFL	Int	PD	FF	FR
2021	17	11	32	9.0	44	10	0	6	0	0
Career	113	67	248	39.5	97	60	0	25	3	3
'21 Playoffs	1	1	3	1.5	5	1	0	1	0	0

NT 93-Tear Tart (6-2, 304, 2nd Year/2nd with Titans, Florida International) - Originally an undrafted free agent in 2020, he totaled 18 games in his first two seasons, including 10 starts in 2021.

	GP	GS	Tackle	Sack	QBP	TFL	Int	PD	FF	FR
2021	11	10	16	0.0	3	2	0	0	0	0
Career	18	11	21	0.0	5	3	0	1	0	0
'21 Playoffs	0	0	0	0.0	0	0	0	0	0	0

DT 98-Jeffery Simmons (6-4, 305, 3rd Year/3rd with Titans, Mississippi State) - The 19th overall draft pick in 2019 set career highs in several categories in 2021, including games (17), starts (17), tackles (54), sacks (8.5) and passes defended. He appeared in 29 consecutive games through the end of 2021.

	GP	GS	Tackle	Sack	QBP	TFL	Int	PD	FF	FR
2021	17	17	54	8.5	58	12	0	6	0	0
Career	41	39	143	13.5	92	17	0	12	1	3
'21 Playoffs	1	1	8	3.0	3	3	0	0	0	0

OLB 48-Bud Dupree (6-4, 269, 7th Year/1st with Titans, Kentucky) - The former first-round pick signed in Tennessee in 2021 following six seasons with Pittsburgh, where he totaled 39.5 sacks in 81 games. In his first season with the Titans, he appeared in 11 games and totaled three sacks.

	GP	GS	Tackle	Sack	QBP	TFL	Int	PD	FF	FR
2021	11	6	17	3.0	15	2	0	1	1	0
Career	92	72	248	42.5	79	55	1	12	9	3
'21 Playoffs	1	0	2	1.0	2	1	0	0	0	0

ILB 51-David Long Jr. (5-11, 227, 3rd Year/3rd with Titans, West Virginia) - The 2019 sixth-round pick emerged as a starter in the second half of 2020. He set career highs in 2021 with nine starts and 75 tackles.

	GP	GS	Tackle	Sack	QBP	TFL	Int	PD	FF	FR
2021	10	9	75	0.0	6	4	2	6	0	0
Career	38	14	140	0.0	7	8	2	9	1	0
'21 Playoffs	1	1	8	1.0	1	1	0	0	0	0

ILB 41-Zach Cunningham (6-3, 238, 5th Year, Vanderbilt) - The Pinson, Ala., native was claimed off waivers from Houston on Dec. 9, 2012. In four-plus seasons with the Texans, the second-round pick played 72 games with 570 tackles, 6.5 sacks and one interception.

	GP	GS	Tackle	Sack	QBP	TFL	Int	PD	FF	FR
2021	14	11	92	0.0	1	7	0	3	1	0
Career	76	70	579	6.5	12	29	1	18	5	3
'21 Playoffs	1	1	10	0.0	0	1	0	0	0	0

OLB 58-Harold Landry III (6-2, 252, 4th Year/4th with Titans, Boston College) - The 41st overall draft pick in 2018 totaled a team-high 31 sacks from 2018-21. He started every game for the third consecutive season in 2021 and led the defense with a career-high 12 sacks, earning his first Pro Bowl berth.

	GP	GS	Tackle	Sack	QBP	TFL	Int	PD	FF	FR
2021	17	17	75	12.0	49	14	0	0	1	0
Career	64	52	271	31.0	127	30	2	8	3	2
'21 Playoffs	1	1	6	1.5	5	1	0	0	0	0

CB 20-Jackrabbit Jenkins (5-10, 190, 10th Year/1st with Titans, North Alabama) - Jenkins recorded one interception in 14 games in 2021, his first season with the Titans. The former second-rounder previously played for the Rams (2012-15), Giants (2016-19) and Saints (2019-20).

	GP	GS	Tackle	Sack	QBP	TFL	Int	PD	FF	FR
2021	14	13	55	0.0	0	0	1	6	1	0
Career	142	138	594	2.0	0	0	27	130	7	2
'21 Playoffs	1	1	2	0.0	0	0	0	1	0	0

S 31-Kevin Byard (5-11, 212, 6th Year/6th with Titans, Middle Tennessee State) - The 2016 third-round pick appeared in all 97 games with 88 starts during his first six seasons. He ranked third in the NFL from 2017-21 with 23 total interceptions. His five interceptions in 2021 helped him earn AP All-Pro honors and his second career Pro Bowl.

	GP	GS	Tackle	Sack	QBP	TFL	Int	PD	FF	FR
2021	17	17	88	1.0	2	1	5	13	2	1
Career	97	88	536	4.0	15	13	23	62	3	3
'21 Playoffs	1	1	3	0.0	0	0	0	0	0	0

S 37-Amani Hooker (5-11, 210, 3rd Year/3rd with Titans, Iowa) - The fourth-round pick in 2019 played in 44 games in his first three seasons. He made 12 starts in 2021 and set a career high with 62 tackles.

	GP	GS	Tackle	Sack	QBP	TFL	Int	PD	FF	FR
2021	12	12	62	0.0	0	1	1	4	1	0
Career	44	15	119	0.0	0	2	5	12	1	0
'21 Playoffs	1	1	7	0.0	0	0	1	2	0	0

CB 26-Kristian Fulton (5-11, 197, 2nd Year/2nd with Titans, Louisiana State) - The 2020 second-rounder had one interception in six games as a rookie. He followed that with 13 starts, two interceptions and a team-high 14 passes defended in his second campaign.

	GP	GS	Tackle	Sack	QBP	TFL	Int	PD	FF	FR
2021	13	13	40	0.0	0	0	2	14	0	0
Career	19	15	56	1.0	1	1	3	15	0	0
'21 Playoffs	1	1	6	0.0	0	0	0	0	0	0

DEFENSIVE RESERVES

OLB 92-Ola Adeniyi (6-1, 248, 4th Year/1st with Titans, Toledo) - The former undrafted free agent with Pittsburgh in 2018 was signed by the Titans in 2021. He tied for third on the Titans in 2021 with 10 special teams tackles and added a career-high 2.5 sacks.

	GP	GS	Tackle	Sack	QBP	TFL	Int	PD	FF	FR
2021	16	0	11	2.5	20	2	0	1	0	0
Career	48	1	30	2.5	20	3	0	1	0	1
'21 Playoffs	1	0	0	0.0	0	0	0	0	0	0

ILB 55-Jayon Brown (6-0, 226, 5th Year/5th with Titans, UCLA) - The 2017 fifth-round pick appeared in 66 games from 2017-21. He played 10 games with six starts in 2021, recording his fourth straight season with at least 55 tackles and an interception.

	GP	GS	Tackle	Sack	QBP	TFL	Int	PD	FF	FR
2021	10	6	55	0.0	0	0	1	2	0	0
Career	66	39	422	9.5	35	17	4	30	4	3
'21 Playoffs	1	0	2	0.0	0	0	0	0	0	0

S 29-Dane Cruikshank (6-1, 209, 4th Year/4th with Titans, Arizona) - The fifth-round pick was a core special teamer with 24 special teams tackles in his first four years. In 2021, he set career highs with four starts and 38 tackles.

	GP	GS	Tackle	Sack	QBP	TFL	Int	PD	FF	FR
2021	14	4	38	0.0	1	0	0	1	0	0
Career	44	4	40	0.0	1	0	1	2	0	0
'21 Playoffs	1	0	4	0.0	0	0	0	0	0	0

ILB 54-Rashaan Evans (6-2, 232, 4th Year/4th with Titans, Alabama) - The 22nd draft pick in 2018 appeared in 59 games with 50 starts in his first four seasons. In 2021, he posted 57 tackles and a career-high two interceptions.

	GP	GS	Tackle	Sack	QBP	TFL	Int	PD	FF	FR
2021	12	11	57	0.0	1	3	2	2	1	1
Career	59	50	355	3.0	24	17	2	11	1	3
'21 Playoffs	0	0	0	0.0	0	0	0	0	0	0

CB 24-Elijah Molden (5-10, 192, Rookie, Washington) - The third-round draft pick (100th overall) played 44 collegiate games with 153 tackles and five interceptions. As a rookie, he appeared in 16 games with seven starts.

	GP	GS	Tackle	Sack	QBP	TFL	Int	PD	FF	FR
'21/Career	16	7	60	0.0	6	3	1	4	1	1
'21 Playoffs	1	1	1	0.0	0	0	0	0	0	0

DL 90-Naquan Jones (6-3, 313, Rookie, Michigan State) - The undrafted rookie appeared in 46 games in four collegiate seasons, totaling 78 tackles and three sacks. As a rookie, he recorded five starts and 2.5 sacks in 13 games.

	GP	GS	Tackle	Sack	QBP	TFL	Int	PD	FF	FR
'21/Career	13	5	29	2.5	4	4	0	2	0	0
'21 Playoffs	1	1	2	0.5	2	0	0	0	0	0

CB 38-Buster Skrine (5-9, 187, 11th Year/1st with Titans, Chattanooga) - The former fifth-round pick joined the Titans in Week 12 of 2021. He previously played for the Browns (2011-14), the Jets (2015-18), Bears (2019-20) and 49ers (2021).

	GP	GS	Tackle	Sack	QBP	TFL	Int	PD	FF	FR
2021	7	3	17	0.0	0	0	1	3	0	0
Career	158	95	562	3.5	11	16	10	88	6	4
'21 Playoffs	1	0	1	0.0	0	0	0	0	0	0

EVP/GENERAL MANAGER JON ROBINSON

[Video: Jon Robinson 1-on-1 at the Senior Bowl](#)

[Jim Wyatt: Jon Robinson Tackles the Past, the Present, and What's Next for the Titans](#)

[The OTP: Jon Robinson recaps the regular season](#)

[Video: Titans GM Jon Robinson on Social Justice](#)

[Video: Jaimie Robinson's Work with Diabetes Nonprofit JDRF](#)

[JDRF Event a Success, with Help of Titans GM Jon Robinson](#)



Jon Robinson was hired as Titans general manager on Jan. 14, 2016 after spending two years as director of player personnel for the Tampa Bay Buccaneers. Nearly one year later, on Jan. 5, 2017, he was promoted to executive vice president/general manager.

The Titans finished with a winning record in each of his first six seasons on the job. They had four consecutive 9-7 records from 2016 to 2019, followed by an 11-5 mark in 2020 and a 12-5 record in 2021. It was the first time the organization produced at least six consecutive winning seasons since a seven-year run of winning records from 1987–1993. The Titans and Kansas City Chiefs were the only NFL teams without a losing season from 2016 to 2021.

Robinson became the first general manager in franchise history with six seasons above the .500 mark, surpassing **Bum Phillips** (1975, 1977–1980) and **Mike Holovak** (1989-93). Robinson's winning records from 2016 to 2021 also eclipsed Holovak for the most consecutive winning seasons by a Titans/Oilers general manager.

The Titans went to the playoffs four times in Robinson's first six seasons with the club: 2017, 2019, 2020 and 2021. The four playoff appearances tied for the third-most in the league during that time, and only Kansas City (six) and the New England Patriots (five) had more. Robinson's four playoff campaigns already place him in the top three in team annals along with Holovak (five) and **Floyd Reese** (four).

Robinson's work helped the team go from three wins in the season prior to his arrival (2015) to a divisional round playoff finish following the 2017 campaign. He became the fifth general manager in franchise history to have the team in the playoffs within his first two full seasons.

Then, in 2019, the team he constructed advanced to the AFC championship game. It was the organization's first appearance in the conference title game in 17 seasons (2002).

In 2020, Robinson and the Titans clinched the 2020 AFC South title with an 11-5 record in the regular season, claiming their best record and first division title since going 13-3 in 2008. They did so while navigating the challenges associated with the COVID-19 pandemic.

Then, in 2021, the Titans won their second consecutive AFC South crown with a 12-5 mark, celebrating the franchise's first back-to-back division championships since the Oilers took the first three AFL Eastern division titles from 1960 to 1962.

Robinson has overseen a nearly complete overhaul of the roster during his tenure. In six drafts as general manager from 2016 to 2021, he selected 43 total players, and 23 of those players were still with the organization at the end of the 2021 season. The only members of the roster who predated Robinson at that time were punter **Brett Kern** and tackle **Taylor Lewan**. During that same time period (through June 2021), he engineered 26 trades and made 17 waiver claims.

2021: After the NFL's new league year began in March 2021, the Titans struck several deals with veterans in the initial days of free agency. The incoming players included Pittsburgh Steelers outside linebackers **Bud Dupree** and **Ola Adeniyi**, New Orleans Saints cornerback **Jackrabbit Jenkins**, Indianapolis Colts defensive lineman **Denico Autry**, New York Jets safety **Matthias Farley**, Browns tackle **Kendall Lamm** and Baltimore Ravens long snapper **Morgan Cox**. The Titans also re-signed several of their own free agents: tight ends **Anthony Firkser** and **Geoff Swaim** and inside linebacker **Jayon Brown**.

Autry proved to be a key addition for the defense. He appeared in every game in his first season with the club and finished second on the team with nine sacks. His sack total tied his career high, matching the nine sacks he had in 2018 as a member of the Indianapolis Colts.

During the 2021 NFL Draft, Robinson led the selection of eight total players, beginning with Virginia Tech cornerback **Caleb Farley** with the

22nd overall selection in the first round. In the second round, the Titans chose North Dakota State offensive lineman **Dillon Radunz**, followed by Georgia linebacker **Monty Rice** and Washington defensive back **Elijah Molden** in Round 3.

Perhaps the most notable transaction of the organization's 2021 offseason was the trade for wide receiver **Julio Jones** on June 9. Robinson dealt draft picks in 2022 (second round) and 2023 (fourth round) to the Atlanta Falcons in exchange for Jones and a 2023 sixth-rounder.

Late in the 2021 campaign, Robinson claimed inside linebacker **Zach Cunningham** off waivers from the division rival Houston Texans. Over three seasons from 2019 to 2021, Cunningham's 392 total tackles were more than every NFL player other than Seattle's **Bobby Wagner** (467) and Chicago's **Roquan Smith** (402).

2020: Early in 2020, the Titans reached an agreement on a multi-year contract to keep quarterback **Ryan Tannehill** in Tennessee. The Titans also re-signed tackle **Dennis Kelly**, who would go on to start all 16 games at right tackle.

After initially placing the franchise tag on running back **Derrick Henry**, the Titans and Henry were able to come to an agreement on a multi-year contract extension in July 2020.

Robinson acquired Tannehill for the Titans in a 2019 trade with the Miami Dolphins. In his first three seasons in Tennessee, Tannehill built a 30-13 record as a starting quarterback and became the franchise's first starting quarterback since **Warren Moon** (1987 to 1993) to direct his team to the playoffs in at least three consecutive seasons. He started every game from Week 7 of the 2019 campaign through the end of 2021, and during that time, Tannehill's 102.3 passer rating ranked sixth in the NFL. He became the only quarterback other than Moon (1989–1991) to record multiple seasons with at least 3,500 passing yards with the franchise. Also, Tannehill's 13 total game-winning drives in that span ranked second in the NFL behind only Raiders quarterback **Derek Carr**'s 14. In 2019, Tannehill was named to his first Pro Bowl earned the 2019 Associated Press Comeback Player of the Year Award.

After securing his multi-year extension in 2020, Henry produced one of the greatest seasons in NFL history by a running back. He led the NFL in rushing for the second consecutive season with 2,027 rushing yards, which was only the eighth 2,000-yard rushing season in league annals, and also paced the league with 17 rushing touchdowns. He was recognized with the Associated Press Offensive Player of the Year Award.

Henry, a second-round pick by Robinson in 2016, led the Titans in rushing every season from 2017 through 2021, during which time he also led the NFL with 6,307 total rushing yards. In 2019, he won his first of two consecutive NFL rushing crowns with 1,540 yards and tied for the NFL lead with 16 rushing touchdowns.

In the 2020 NFL Draft, the Titans had six total picks, including Louisiana State cornerback **Kristian Fulton** in the second round (61st overall). Fulton emerged as a full-time starter in 2021 and tied for 11th place in the NFL with a team-high 14 passes defended.

2019: Near the beginning of the 2019 free agent signing period, Robinson worked quickly to add several veterans from other teams who played key roles, including Tannehill and former Rams guard **Rodger Saffold**. Robinson also worked to re-sign safety **Kenny Vaccaro** and punter **Brett Kern**.

Then, in the 2019 NFL Draft, Robinson directed the selection of six total players, including Mississippi State defensive lineman **Jeffery Simmons** in the first round (19th overall), Ole Miss wide receiver **A.J. Brown** in the second round (51st overall) and Charlotte offensive lineman **Nate Davis** in the third round (82nd overall).

In his first three seasons, Brown led the Titans in every major receiving category, totaling 185 receptions, 2,995 receiving yards, a 16.2-yard receiving average and 24 touchdown catches. Since 1970, Brown was only the fourth NFL player to reach all of those numbers within his first three seasons, joining **Randy Moss**, **Jerry Rice** and **John Jefferson**. He was named to the Pro Bowl in 2020 after totaling 70 receptions for 1,075 yards and 11 touchdowns.

Simmons was named to the Pro Bowl in 2021 and added Associated Press second-team All-Pro honors. He ranked sixth in the NFL among defensive tackles with 8.5 sacks, and he set a franchise single-game postseason record with three sacks.

Saffold also earned his first career Pro Bowl berth in 2021, the third consecutive season since he arrived in Tennessee in which the team finished in the top five in rushing.

2018: The Titans' 2018 free agent class included Pro Bowl cornerback **Malcolm Butler**. In his three seasons in Tennessee, Butler played in 41 games (36 starts) and totaled nine interceptions. In early August 2018, the Titans signed Vaccaro, who went on to start 42 games over his three seasons with the club.

Robinson's 2018 draft class was comprised of four players after he used multiple trades to go up and get his targets. It included first-round linebacker **Rashaan Evans** from Alabama (22nd overall pick) and second-round outside linebacker **Harold Landry III** from Boston College (41st overall).

From the start of his rookie season through 2021, Landry's 31 total sacks led the Titans, and other than **Jevon Kearse** (37), it was the highest total by a Titans/Oilers player in his first four NFL seasons since individual sacks became an official NFL statistic in 1982. In 2021, Landry was named to his first Pro Bowl after his career-high 12 sacks ranked 10th in the NFL.

2017: During the 2017 offseason, Robinson used free agency to address needs on defense and special teams. Most notably, he spearheaded deals for cornerback **Logan Ryan** (New England) and special teams contributor and 2017 Pro Bowler **Brynden Trawick** (Oakland).

In the 2017 NFL Draft, Robinson spent first-round picks on wide receiver **Corey Davis** (fifth overall) and cornerback **Adoree' Jackson** (18th overall). It marked the first time the franchise had a pair of first-round draft selections since 1987. The Titans' 2017 draft haul also featured tight end **Jonnu Smith** in the third round and linebacker **Jayon Brown** in the fifth round.

The 2017 Titans advanced to the playoffs for the first time since 2008. Robinson became the fifth general manager in franchise history to have the team in the postseason within his first two full seasons.

2016: In his first year as an NFL general manager, Robinson's leadership and decision-making helped the Titans triple their win total from the previous season, finishing 9-7 in 2016 after a 3-13 finish in 2015. The six-win improvement tied for the most in franchise history (1967 and 1974) and doubled the previous club benchmark for the most wins in the first year



Click to play the latest episode of "Out of Bounds," a new lifestyle and sports podcast from Jaimie Robinson and Abby Flittner.

under a new general manager (three by **Bum Phillips** in 1975).

Within the first four months at his post, Robinson pulled the trigger on several key personnel decisions. On March 9, 2016, he made his first major acquisition, swapping fourth-round draft picks with the Philadelphia Eagles in exchange for running back **DeMarco Murray**. The trade provided major dividends in 2016, as Murray led the AFC and ranked third in the NFL with 1,287 rushing yards.

Around the same time, Robinson began to work the free agent market. Center **Ben Jones** and wide receiver **Rishard Matthews** highlighted the haul, and both were instrumental in helping to transform the Titans offense into the 11th-ranked unit in the NFL.

Jones became a foundational member of the offensive line. From 2016 to 2021, he was one of only eight offensive linemen to start at least 96 of a possible 97 games. He finished the 2021 campaign with an active streak of 40 consecutive starts, ranking third among centers.

On April 14, 2016, two weeks before the NFL Draft, Robinson and the Titans dealt the first overall pick to the Los Angeles Rams in one of the biggest trades in recent NFL history. The Titans gave up the No. 1 pick and a fourth-rounder in order to receive the 15th overall pick, two second-rounders and a third-rounder in 2016, plus the Rams' first- and third-round picks in 2017. From 1990–2015, there were seven trades involving the No. 1 overall pick, but this was the first since 2004, when the San Diego Chargers selected **Eli Manning** with the first pick and dealt his rights to the New York Giants.

The Titans had their hands at one point or another on 17 selections in the 2016 draft due to five different trades (including one trade in 2015), and in the end, they ended up with a class of 10 players, including four of the top 45 picks. Robinson swung a draft-day trade with the Cleveland Browns to move back up to the eighth slot to choose Michigan State tackle **Jack Conklin**.

All 10 members of Robinson's first draft class played in at least one game in 2016. They accumulated a total of 110 games played and 38 starts, including 16 starts at right tackle by Conklin. The eighth-overall pick capped his successful rookie campaign by being named first-team All-Pro by Associated Press.

Third-round safety **Kevin Byard** has become one of the most successful players at his position in franchise history. He finished the 2021 campaign as a three-time team captain, two-time Pro Bowl selection and a two-time Associated Press first-team All-Pro. Over a five-year period from 2017 through 2021, Byard led all NFL safeties and ranked third in the NFL with 23 interceptions. His career interception total was 11th on the franchise's all-time list and sixth among all Titans/Oilers safeties.

PRIOR HISTORY: Robinson arrived in Tennessee with a wide range of experience from working his way up on the personnel side of the NFL. From 2014–2015, he served as director of player personnel for the Buccaneers and oversaw both college and pro departments as the team rebuilt its roster. The 2015 Buccaneers draft class made a significant impact, including four rookie starters: quarterback **Jameis Winston**, tackle **Donovan Smith**, guard **Ali Marpet** and linebacker **Kwon Alexander**.

Prior to joining Tampa Bay, Robinson spent 12 years with the New England Patriots, including his last five years (2009-13) as the director of college scouting. In the five years heading up their college scouting, the Patriots added a number of key components to their roster that won the Super Bowl in 2014, including wide receiver **Julian Edelman**, defensive back **Devin McCourty**, tight end **Rob Gronkowski**, tackle **Nate Solder** and



defensive end **Chandler Jones**. He joined the Patriots as an area scout in 2002, a role he served for four seasons. Robinson then spent two years (2006-07) as a regional scout, before being promoted to assistant director of college scouting in 2008 and then director of college scouting in 2009. In his time scouting for the Patriots the team won 10 division titles, four conference titles and two Super Bowls (2003, 2004).

Robinson played three years at Southeast Missouri State as a defensive lineman after starting his college career at the Air Force Academy. Following his college career as a player, he spent one season (1998) coaching at his alma mater and three years (1999-2001) coaching at Nicholls State.

A native of Union City, Tenn., Robinson and his wife, Jaimie, have two daughters, Taylor and Bailey.

JON ROBINSON'S BACKGROUND:

- 2017-21:** Tennessee Titans - Executive Vice President/General Manager
- 2016:** Tennessee Titans - General Manager
- 2014-15:** Tampa Bay Buccaneers - Director of Player Personnel
- 2009-13:** New England Patriots - Director of College Scouting
- 2008:** New England Patriots - Assistant Director of College Scouting
- 2006-07:** New England Patriots - Regional Scout
- 2002-05:** New England Patriots - Area Scout
- 1999-01:** Nicholls State - Assistant Coach
- 1998:** Southeast Missouri State - Assistant Coach

WINNINGEST GMS IN FRANCHISE HISTORY

Jon Robinson constructed a roster that produced six consecutive winning seasons in Robinson's first six years on the job, including a 12-5 mark during the 2021 regular season. Prior to 2021, the club went 9-7 in 2016, 2017, 2018 and 2019 with postseason berths following the 2017 and 2019 campaigns. Then, in 2020, the Titans finished the regular season 11-5 and won the team's first division championship since 2008.

Robinson has the most winning seasons of any general manager in franchise history. His career win total ranks behind only **Floyd Reese** (111, including playoffs), and his four playoff seasons, including 2021, are tied with Reese for second place. Only **Mike Holovak** (five) oversaw more postseason qualifiers.

Franchise general managers, in order of career wins (records include postseason):

General Manager	Reg. Seasons	Playoff	W	L	T	Pct
	Above .500	Seasons				
Floyd Reese (1994-2006)	4	4	111	106	0	.512
Jon Robinson (2016-2021)	6	4	62	42	0	.596
O.A. "Bum" Phillips (1975-1980)	5	3	59	38	0	.608
Mike Holovak (1989-1993)	5	5	52	34	0	.605
Mike Reinfeldt 2007-2011)	3	2	46	36	0	.561
Ladd Herzeg (1981-1988)	2	2	44	80	0	.355
Don Klosterman (1966-1969)	1	1	25	30	3	.457
Don Suman (1961-1962)	2	2	22	7	1	.750
Ruston Webster (2012-2015)	0	0	18	46	0	.281
Carroll Martin (1964-1965)	0	0	8	20	0	.286
Sid Gillman (1973-1974)	0	0	8	20	0	.286
Pop Ivy (1963)	0	0	6	8	0	.429
John Breen (1971-1972)	0	0	5	22	1	.196

Note: No general manager title was held in 1960 or 1970.



TITANS FOOTBALL ADMINISTRATION/ PLAYER PERSONNEL STAFF

- Jon Robinson Executive Vice President/General Manager
- Vin Marino Vice President of Football Administration
- Ryan Cowden Vice President of Player Personnel
- Monti Ossenfort Director of Player Personnel
- Brian Gardner Director of Pro Scouting
- Jon Salge Director of College Scouting
- Kevin Turks Assistant Director of Pro Scouting
- Jay Thomas Personnel Analyst
- Mike Boni National Scout
- Dale Thompson National Scout
- Blaise Taylor Pro Scout
- Brandon Taylor Pro Scout
- Casey Callahan College Scout
- Patrick Callaway College Scout
- T.J. Earley College Scout
- Matt Miller College Scout
- Tom Roth College Scout
- Wes Slay College Scout
- Rob Riederer Pro Scouting Coordinator
- Patrick Woo Scouting Coordinator
- Mical Johnson Scouting Assistant
- Max Curtis Executive Assistant to EVP & General Manager/Football Administration Coordinator
- Adam Bondi Lead Developer of Football Technology
- Matt Iammarino Asst. Developer, Analytical Football Research

SIX CONSECUTIVE WINNING SEASONS

With a winning record secured during the 2021 regular season, the Titans recorded their sixth season with a winning record in six seasons since **Jon Robinson** was hired as general manager.

In the "Titans era" (1999–present), the team never before had as many as three consecutive winning campaigns.

With this year's record, plus their 2020 finish of 11-5 and their 9-7 marks every season from 2016 through 2019, the Titans have built the second-longest active streak of winning seasons in the NFL.

Most current consecutive winning seasons (through 2021):

Team	Total	Seasons
1. Kansas City Chiefs	9	2013–2021
2. Tennessee Titans	6	2016–2021
3. Los Angeles Rams	5	2017–2021
New Orleans Saints	5	2017–2021
5. Buffalo Bills	3	2019–2021
Green Bay Packers	3	2019–2021
7. (four tied)	2	

TO THE PLAYOFFS IN YEAR 2

In January 2016, Titans controlling owner **Amy Adams Strunk** hired general manager **Jon Robinson**, who helped turn the Titans into a playoff team by his second season.

Robinson became the fifth general manager in franchise history to have the team in the playoffs within his first two full seasons.

Titans/Oilers general managers in the playoffs within their first two full seasons:

Head Coach	First Full Season as General Manager	Postseason Berths in First Two Seasons
Jon Robinson	2016	2017 (Year 2)
Mike Reinfeldt	2007	2007, 2008 (Years 1 & 2)
Mike Holovak	1989	1989, 1990 (Years 1 & 2)
Don Klosterman	1966	1967 (Year 2)
Don Suman	1961	1961, 1962 (Years 1 & 2)

UNRESTRICTED FREE AGENCY UNDER ROBINSON**2021**

Free Agents Signed	Former Team
OLB Ola Adeniyi	Pittsburgh
DL Denico Autry	Indianapolis
LB B.J. Bello	L.A. Chargers
WR Fred Brown	Denver
DT Trevon Coley	N.Y. Jets
LS Morgan Cox	Baltimore
T Christian DiLauro	Pittsburgh
OLB Bud Dupree	Pittsburgh
S Matthias Farley	N.Y. Jets
DT Woodrow Hamilton IV	Carolina
DT Bruce Hector	Carolina
RB Brian Hill	Atlanta
CB Jackrabbit Jenkins	New Orleans
CB Kevin Johnson	Cleveland
DT Abry Jones	Jacksonville
CB Chris Jones	Minnesota
T Kendall Lamm	Cleveland
WR Kalija Lipscomb	Green Bay
CB Greg Mabin	Jacksonville
LB Justin March-Lillard	Dallas
CB Kevin Peterson	Arizona
WR Josh Reynolds	L.A. Rams

Free Agents Lost	New Team
OLB Jadeveon Clowney	Cleveland
WR Corey Davis	N.Y. Jets
DE Matt Dickerson	Las Vegas
G/C Jamil Douglas	Buffalo
DT DaQuan Jones	Carolina
DB Joshua Kalu	N.Y. Giants
CB Desmond King	Houston
CB Chris Milton	N.Y. Giants
TE MyCole Pruitt	San Francisco
WR Kalif Raymond	Detroit
TE Jonnu Smith	New England
CB Tye Smith	Minnesota

2020

Free Agents Signed	Former Team
OLB Vic Beasley Jr.	Atlanta
DB Ibraheim Campbell	Green Bay
DL Jack Crawford	Atlanta
LB Nick Dzubnar	L.A. Chargers
CB Johnathan Joseph	Houston
RB Seniorise Perry	Buffalo
T Ty Sambrailo	Atlanta

Free Agents Lost	New Team
T Jack Conklin	Cleveland
WR Darius Jennings	L.A. Chargers
DL Austin Johnson	N.Y. Giants
QB Marcus Mariota	Las Vegas
CB Logan Ryan	New York Giants
WR Tajaé Sharpe	Minnesota
CB LeShaun Sims	Cincinnati

2019

Free Agents Signed	Former Team
DL Frank Herron	New England
TE Ryan Hewitt	Indianapolis
WR Cody Hollister	New England
WR Adam Humphries	Tampa Bay
G Rodger Saffold	L.A. Rams
DL Brent Urban	Baltimore
OLB Cameron Wake	Miami

Free Agents Lost	New Team
TE Luke Stocker	Atlanta
G Quinton Spain	Buffalo

2018

Free Agents Signed	Former Team
CB Malcolm Butler	New England
WR Michael Campanaro	Baltimore
LB Will Compton	Washington
QB Blaine Gabbert	Arizona
RB Dion Lewis	New England
S Kendrick Lewis	Baltimore
DL Bennie Logan	Kansas City
G Kevin Pamphile	Tampa Bay
OL Xavier Su'a-Filo	Houston
S Kenny Vaccaro	New Orleans
WR Nick Williams	Atlanta

Free Agents Lost	New Team
DB Curtis Riley	N.Y. Giants
QB Brandon Weeden	Houston
LB Avery Williamson	N.Y. Jets
G/C Brian Schwenke	New England
WR Eric Decker	New England

2017

Free Agents Signed	Former Team
LB Daren Bates	Oakland
S Johnathan Cyprien	Jacksonville
WR Eric Decker	N.Y. Jets
CB Demontre Hurst	Chicago
OL Tim Lelito	New Orleans
CB Logan Ryan	New England
S Brynden Trawick	Oakland
OLB Erik Walden	Indianapolis
KR/WR Eric Weems	Atlanta
NT Sylvester Williams	Denver

Free Agents Lost	New Team
T/G Byron Bell	Dallas
CB Valentino Blake	N.Y. Giants
TE Anthony Fasano	Miami
C/G Brian Schwenke	Indianapolis (later re-signed in Tennessee)
LB Sean Spence	Indianapolis
G Chance Warmack	Philadelphia
WR Kendall Wright	Chicago

2016

Free Agents Signed	Former Team
CB Brice McCain	Miami
C Ben Jones	Houston
QB Matt Cassel	Dallas
WR Rishard Matthews	Miami
LB Sean Spence	Pittsburgh
CB Valentino Blake	Pittsburgh
S Rashad Johnson	Arizona

Free Agents Lost	New Team
LB Zach Brown	Buffalo
LB Steven Johnson	Pittsburgh
OL Joe Looney	Dallas
CB Coty Sensabaugh	Los Angeles



Ben Jones was signed as an unrestricted free agent in 2016.

FREE AGENCY PRIMER

Q. When does the 2022 free agency signing period begin?

A. At 4:00 p.m. ET on Wednesday, March 16.

Q. When is the two-day negotiating period for potential unrestricted free agents?

A. From 12:00 p.m. ET on Monday, March 14 until 3:59:59 p.m. ET on Wednesday, March 16, clubs are permitted to contact and enter into contract negotiations with the certified agents of players who will become unrestricted free agents upon expiration of their 2021 player contracts at 4:00 p.m. ET on March 16.

Q. What are the categories of free agency?

A. Players are either “restricted free agents” or “unrestricted free agents.” A restricted free agent may be subject to a “qualifying offer.” A restricted or unrestricted free agent may be designated by his prior club as its franchise player or transition player.

Q. What is the time period for free agency signings this year?

A. For restricted free agents, from March 16 to April 22. For unrestricted free agents who have received a tender from their prior club by the Monday immediately following the final day of the NFL Draft for the 2022 League Year (i.e., May 2), from March 16 to July 22 (or the first scheduled day of the first NFL training camp, whichever is later). For franchise players, from March 16 until the Tuesday following Week 10 of the regular season, November 15. For transition players, from March 16 until July 22. After July 22 and until 4 p.m. ET on the Tuesday following Week 10 of the regular season, November 15, the prior club has exclusive negotiating rights to unrestricted free agents and transition players. If the above-listed players do not sign by November 15, they must sit out the season.

Q. What is the difference between a restricted free agent and an unrestricted free agent?

A. In the 2022 league year, players with three accrued seasons who have received a qualifying offer become restricted free agents when their contracts expire at the conclusion of the 2021 league year on March 16. Unrestricted free agents have completed four or more accrued seasons. Upon expiration of his 2021 contract, an unrestricted free agent is free to sign with any club with no draft-choice compensation owed to his old club.

Q. What constitutes an “accrued season”?

A. Six or more regular season games on a club's active/inactive, reserve/injured, reserve/COVID-19 or reserve/physically unable to perform lists.

Q. How do the free agency rules apply to restricted free agents?

A. If a player with three accrued seasons has received a “qualifying offer” (a salary tender predetermined by the Collective Bargaining Agreement between the league and its players) from his old club, he can negotiate with any club through April 22. If the restricted free agent signs an offer sheet with a new club, his old club can match the offer and retain him because the qualifying offer entitles it to a “right of first refusal” on any offer sheet the player signs. If the old club does not match the offer, it may receive draft-choice compensation depending on the amount of its qualifying offer. If an offer sheet is not executed on or before April 22, the player's negotiating rights revert exclusively to his old club. In addition, prior to the start of free agency a player who would otherwise be a restricted free agent may be designated by his old club as its franchise player or transition player.

Q. What determines an unrestricted free agent?

A. A player with four or more accrued seasons whose contract has expired. He is free to sign with any club, with no draft-choice compensation owed to his old club, through July 22 (or the first scheduled day of the first NFL training camp, whichever is later). At that point, his negotiating rights revert exclusively to his old club if by May 2 the old club tendered the player a one-year contract for 110 percent of his prior year's salary. His old club then has until the Tuesday following Week 10 of the regular season (November 15) to sign him. If he does not sign by that date, he must sit out the season. If no tender is offered by May 2, the player can be signed by any club at any time throughout the season.

Q. What determines a franchise player?

A. The salary offer by a player's club determines what type of franchise player he is: exclusive or non-exclusive.

An “exclusive” franchise player – not free to sign with another club – is offered the greater of (i) the average of the top five salaries at the player's position for the current year as of the end of the restricted free agent signing period on April 22; or (ii) the amount of the required tender for a non-exclusive franchise player, as explained below.

Article 10, Section 2(a)(i) of the CBA sets forth the methodology, known as the “Cap Percentage Average,” for calculating the required tender for a non-exclusive franchise player:

The Nonexclusive Franchise Tender shall be a one year NFL Player Contract for (A) the average of the five largest Prior Year Salaries for players at the position ... at which the Franchise Player participated in the most plays during the prior League Year, which average shall be calculated by: (1) summing the amounts of the Franchise Tags for players at that position for the five preceding League Years; (2) dividing the resulting amount by the sum of the Salary Caps for the five preceding League Years ... ; and (3) multiplying the resulting percentage by the Salary Cap for the upcoming League Year ... (the “Cap Percentage Average”) ... ; or (B) 120% of his Prior Year Salary, whichever is greater

If a club extends a required tender to a “non-exclusive” franchise player pursuant to this section, the player shall be permitted to negotiate a player contract with any club, except that draft-choice compensation of two first-round draft selections shall be made in the event he signs with a new club.

Q. How many franchise players and transition players can a team designate each season?

A. A club can designate one franchise player or one transition player among its potential restricted or unrestricted free agents.

Q. Can a club decide to withdraw its franchise or transition designation on a player?

A. Yes. A club can withdraw its franchise or transition designation, and the player then automatically becomes an unrestricted free agent, either immediately if the tender is withdrawn after the start of the 2022 league year, or when his 2021 contract expires if the tender is withdrawn before the start of the 2022 league year.

Q. Have the Titans used the franchise or transition designations recently?

A. The last Titans player to receive the franchise designation was running back **Derrick Henry** in 2020. After receiving the franchise tag, Henry and the Titans reached a long-term contract agreement. Prior to Henry, the Titans used the franchise designation in 2012 on safety **Michael Griffin**, in 2009 on tight end **Bo Scaife**, and in 2008 on defensive tackle **Albert Haynesworth**. Before Haynesworth, the Titans had not applied the franchise tag to a player since **Blaine Bishop** in 1997. The transition designation has not been used by the Titans since they applied it to punter **Craig Hentrich** in 2003. The tag was removed after one week, and he was signed to a long-term contract.

Q. When must teams be in compliance with the salary cap?

A. At the start of the 2022 league year, which begins at 4:00 p.m. ET on Wednesday, March 16.

Q. If a team is under the salary cap at the end of a given season, can the team “carry over” room to the next season?

A. Yes. A team may carry over room from one league year to the following league year by submitting notice to the NFL prior to 4:00 p.m. ET on the day following the team's final regular-season game, indicating the amount of room that the club wishes to carry over.

Q. What is the maximum amount of room that a club can carry over?

A. A club can carry over 100 percent of its remaining 2021 room to its adjusted salary cap for 2022.

TITANS SCHEDULED TO PICK 26TH

The Titans currently own five total choices, including the 26th overall pick, in the 87th National Football League Player Selection Meeting. The first round will start on Thursday, April 28, in Las Vegas, Nev., with the second and third rounds on Friday, April 29, followed by rounds four through seven on Saturday, April 30.



Meanwhile, Titans executive vice president/general manager **Jon Robinson**, head coach **Mike Vrabel** and their staffs will be headquartered at Saint Thomas Sports Park in MetroCenter, just north of downtown.

FIVE PICKS

The Titans' current picks are comprised of five of their seven original selections. They surrendered their second-round choice (58th overall) to the Atlanta Falcons in the 2021 trade that brought wide receiver **Julio Jones** to Tennessee, and their seventh-rounder went to the Miami Dolphins along with offensive lineman **Isaiah Wilson** in a 2021 deal.

Additionally, the NFL will award a total of 32 compensatory picks to teams in Rounds 3-7, based on net unrestricted free agency losses in 2021. The NFL typically announces the compensatory picks in March.

THE 26TH PICK

In determining draft order, non-playoff clubs select first through 18th, according to the reverse order of their standing (i.e., the team with the worst record receives the first pick, the team with the second-worst record receives the second pick, etc.). Playoff teams select 19th through 32nd based on their level of advancement in the postseason.

The Titans finished 12-5 in the 2021 regular season and advanced to the divisional round. Since they had the third-best record of the four teams to fall in the divisional round and were the only 12-5 team to do so, they received the 26th position in every round. After the 26th overall selection, the next choice the Titans are scheduled to have is the 90th overall pick in the third round. Exact selection numbers for Rounds 4-7 will be known once compensatory selections are awarded.

There has been only one prior occasion in franchise history in which the team used the 26th overall pick. In 1994, the Oilers chose Arkansas defensive end **Henry Ford** at the spot, and Ford played the next nine seasons with the club. He totaled 24 sacks in 129 games through 2002 and was a part of three playoff seasons (1999, 2000 and 2002).

The 26th pick a year ago was Northwestern cornerback **Greg Newsome II**, who was taken by the Cleveland Browns. Newsome was named to the 2021 Pro Football Writers of America All-Rookie team after appearing in 12 games with 11 starts for the Browns.

In 55 drafts since 1967, when the NFL and AFL agreed to a "common draft," there have been a total of 16 No. 26 overall picks (29.1 percent) that have gone on to make at least one Pro Bowl: linebacker **Clay Matthews Jr.** (selected in 2009 by the Green Bay Packers), tackle **Duane Brown** (2008, Houston Texans), defensive end **Anthony Spencer** (2007, Dallas Cowboys), defensive back **Lito Sheppard** (2002, Philadelphia Eagles), guard **Alan Faneca** (1998, Pittsburgh Steelers), linebacker **Ray Lewis** (1996, Baltimore Ravens), defensive tackle **Dana Stubblefield** (1993, San Francisco 49ers), defensive end **Robert Porcher** (1992, Detroit Lions), defensive back **Henry Jones** (1991, Buffalo Bills), quarterback **Jim Harbaugh** (1987, Chicago Bears), running back **Greg Bell** (1984, Buffalo Bills), center **Don Mosebar** (1983, Los Angeles Raiders), guard **Kent Hill** (1979, Los Angeles Rams), defensive back **Dave Brown** (1975, Pittsburgh Steelers), guard **Joe DeLamielleure** (1973, Buffalo Bills) and tackle **Dave Foley** (1969, New York Jets). Three of those picks eventually became members of the Pro Football Hall of Fame: Faneca, Lewis and DeLamielleure.

2022 TITANS DRAFT PICKS	
ROUND	OVERALL
1	26
2*	(to Atl) 58
3	90
4	TBD
5	TBD
6	TBD
7*	(to Mia) TBD

* Acquired or dealt in a trade

Note: List does not include compensatory picks (announced later in offseason)

2022 DRAFT ORDER

Team	2021 Results				Schedule
	W	L	T	Pct	Strength
1. Jacksonville Jaguars	3	14	0	.176	.512
2. Detroit Lions	3	13	1	.206	.528
3. Houston Texans	4	13	0	.235	.498
4. New York Jets	4	13	0	.235	.512
5. New York Giants	4	13	0	.235	.536
6. Carolina Panthers	5	12	0	.294	.509
7. Chicago Bears* – traded to NY Giants	6	11	0	.353	.524
8. Atlanta Falcons	7	10	0	.412	.472
9. Denver Broncos	7	10	0	.412	.484
10. Seattle Seahawks* – traded to NY Jets	7	10	0	.412	.519
11. Washington Commanders	7	10	0	.412	.529
12. Minnesota Vikings	8	9	0	.471	.507
13. Cleveland Browns	8	9	0	.471	.514
14. Baltimore Ravens	8	9	0	.471	.531
15. Miami Dolphins* – traded to Philadelphia	9	8	0	.529	.464
16. Indianapolis Colts* – traded to Philadelphia	9	8	0	.529	.495
17. Los Angeles Chargers	9	8	0	.529	.510
18. New Orleans Saints	9	8	0	.529	.512
19. Philadelphia Eagles	9	8	0	.529	.469
20. Pittsburgh Steelers	9	7	1	.559	.521
21. New England Patriots	10	7	0	.588	.481
22. Las Vegas Raiders	10	7	0	.588	.510
23. Arizona Cardinals	11	6	0	.647	.490
24. Dallas Cowboys	12	5	0	.706	.488
25. Buffalo Bills	11	6	0	.647	.472
26. Tennessee Titans	12	5	0	.706	.472
27. Tampa Bay Buccaneers	13	4	0	.765	.467
28. Green Bay Packers	13	4	0	.765	.479
29. San Francisco 49ers* – traded to Miami	10	7	0	.588	.500
30. Kansas City Chiefs	12	5	0	.706	.538
31. Cincinnati Bengals	10	7	0	.588	.472
32. Los Angeles Rams* – traded to Detroit	12	5	0	.706	.483

* First-Round Selection traded
Order as of Feb. 21, 2022

FRANCHISE ALL-TIME FIRST-ROUND PICKS

First-round picks in the history of the Oilers/Titans:

Year	Pick	Player	Pos.	College
2021	22	Caleb Farley	CB	Virginia Tech
2020	29	Isaiah Wilson	T	Georgia
2019	19	Jeffery Simmons	DT	Mississippi State
2018	22	Rashaan Evans	LB	Alabama
2017	5	Corey Davis	WR	Western Michigan
	18	Adoree' Jackson	CB	Southern California
2016	8	Jack Conklin	T	Michigan State
2015	2	Marcus Mariota	QB	Oregon
2014	11	Taylor Lewan	T	Michigan
2013	10	Chance Warmack	G	Alabama
2012	20	Kendall Wright	WR	Baylor
2011	8	Jake Locker	QB	Washington
2010	16	Derrick Morgan	DE	Georgia Tech
2009	30	Kenny Britt	WR	Rutgers
2008	24	Chris Johnson	RB	East Carolina
2007	19	Michael Griffin	DB	Texas
2006	3	Vince Young	QB	Texas
2005	6	Pacman Jones	CB	West Virginia
2004		(none)		
2003	28	Andre Woolfolk	CB	Oklahoma
2002	15	Albert Haynesworth	DT	Tennessee
2001		(none)		
2000	30	Keith Bulluck	LB	Syracuse
1999	16	Jevon Kearse	DE	Florida
1998	16	Kevin Dyson	WR	Utah
1997	18	Kenny Holmes	DE	Miami (Fla.)
1996	14	Eddie George	RB	Ohio State
1995	3	Steve McNair	QB	Alcorn State
1994	26	Henry Ford	DE	Arkansas
1993	13	Brad Hopkins	T	Illinois
1992		(none)		
1991		(none)		
1990	15	Lamar Lathon	LB	Houston
1989	23	David Williams	T	Florida
1988	22	Lorenzo White	RB	Michigan State
1987	3	Alonzo Highsmith	RB	Miami (Fla.)
	20	Haywood Jeffires	WR	NC State
1986	3	Jim Everett	QB	Purdue
1985	3	Ray Childress	DE	Texas A&M
	11	Richard Johnson	DB	Wisconsin
1984	2	Dean Steinkuhler	T	Nebraska
1983	9	Bruce Matthews	G	Southern California
1982	8	Mike Munchak	G	Penn State
1981		(none)		
1980		(none)		
1979		(none)		
1978	1	Earl Campbell	RB	Texas
1977	11	Morris Towns	T	Missouri
1976		(none)		
1975	6	Robert Brazile	LB	Jackson State
	15	Don Hardeman	RB	Tex.A&M-Kingsville
1974		(none)		
1973	1	John Matuszak	DE	Tampa
	14	George Amundson	RB	Iowa State
1972	6	Greg Sampson	DE	Stanford
1971	3	Dan Pastorini	QB	Santa Clara
1970	14	Doug Wilkerson	G	NC Central
1969	15	Ron Pritchard	LB	Arizona State
1968		(none)		
1967	5	George Webster	LB	Michigan St.
	23	Tom Regner	G	Notre Dame
1966		Tommy Nobis	LB	Texas
1965		Lawrence Elkins	TE	Baylor
1964		Scott Appleton	DT	Texas
1963		Danny Brabham	LB	Arkansas
1962		Ray Jacobs	DT	Howard Payne
1961		Mike Ditka	TE	Pittsburgh
1960		Billy Cannon	HB	LSU

TITANS BY THE PICK

Titans' draft picks, overall selections 1-32, since 1967 (picks in Round 1 unless otherwise noted):

Pick	Year	Player	Pos	School
1.	1978	Earl Campbell	RB	Texas
	1973	John Matuszak	DE	Tampa
2.	2015	Marcus Mariota	QB	Oregon
	1984	Dean Steinkuhler	T	Nebraska
3.	2006	Vince Young	QB	Texas
	1995	Steve McNair	QB	Oklahoma State
	1987	Alonzo Highsmith	RB	Miami (Fla.)
	1986	Jim Everett	QB	Purdue
	1985	Ray Childress	DE	Texas A&M
	1971	Dan Pastorini	QB	Santa Clara
4.	(none)			
5.	2017	Corey Davis	WR	Western Michigan
	1967	George Webster	LB	Michigan State
6.	2005	Adam Jones	CB	West Virginia
	1975	Robert Brazile	LB	Jackson State
	1972	Greg Sampson	DE	Stanford
7.	(none)			
8.	2016	Jack Conklin	T	Michigan State
	2011	Jake Locker	QB	Washington
	1982	Mike Munchak	G	Penn State
9.	1983	Bruce Matthews	G	Southern California
10.	2013	Chance Warmack	G	Alabama
11.	2014	Taylor Lewan	T	Michigan
	1985	Richard Johnson	DB	Wisconsin
	1977	Morris Towns	T	Missouri
12.	(none)			
13.	1993	Brad Hopkins	G	Illinois
14.	1996	Eddie George	RB	Ohio State
	1973	George Amundson	RB	Iowa State
	1970	Doug Wilkerson	G	N.C. Central
15.	2002	Albert Haynesworth	DT	Tennessee
	1990	Lamar Lathon	LB	Houston
	1975	Don Hardeman	RB	Texas A&M-Kingsville
	1969	Ron Pritchard	LB	Arizona State
16.	2010	Derrick Morgan	DE	Georgia Tech
	1999	Jevon Kearse	DE	Florida
	1998	Kevin Dyson	WR	Utah
17.	(none)			
18.	2017	Adoree' Jackson	CB	Southern California
	1997	Kenny Holmes	DE	Miami (Fla.)
19.	2019	Jeffery Simmons	DT	Mississippi State
	2007	Michael Griffin	S	Texas
20.	2012	Kendall Wright	WR	Baylor
	1987	Haywood Jeffires	WR	North Carolina St.
21.	(none)			
22.	2021	Caleb Farley	CB	Virginia Tech
	2018	Rashaan Evans	LB	Alabama
	1988	Lorenzo White	RB	Michigan State
23.	1989	David Williams	T	Florida
24.	2008	Chris Johnson	RB	East Carolina
	1967	Tom Regner	G	Notre Dame
25.	(none)			
26.	1994	Henry Ford	DE	Arkansas
27.	(none)			
28.	2003	Andre Woolfolk	CB	Oklahoma
	1991 (Rnd 2)	Mike Dumas	DB	Indiana
29.	2020	Isaiah Wilson	T	Georgia
	1984 (Rnd 2)	Doug Smith	DL	Auburn
30.	2009	Kenny Britt	WR	Rutgers
	2000	Keith Bulluck	LB	Syracuse
	1983 (Rnd 2)	Harvey Salem	T	California
31.	1979 (Rnd 2)	Mike Stensrud	DE	Iowa State
	1970 (Rnd 2)	Lee Brooks	DT	Texas
	1967 (Rnd 2)	Bob Davis	QB	Virginia
32.	(none)			

2021 RECAP

DRAFT

TEAM NOTES

PLAYER NOTES

STATISTICS

ROSTERS

ALL-TIME 26TH OVERALL PICKS

Players selected with the 26th overall selection in the NFL Draft in the "common draft" era (1967-present):

Year	Team	Player	Pos	College
2021	Cleveland Browns	Greg Newsome II	CB	Northwestern
2020	Green Bay Packers	Jordan Love	QB	Utah State
2019	Washington Commanders	Montez Sweat	DE	Mississippi State
2018	Atlanta Falcons	Calvin Ridley	WR	Alabama
2017	Atlanta Falcons	Takkarist McKinley	LB	UCLA
2016	Denver Broncos	Paxton Lynch	QB	Memphis
2015	Baltimore Ravens	Breshad Perriman	WR	UCF
2014	Philadelphia Eagles	Marcus Smith	LB	Louisville
2013	Green Bay Packers	Datone Jones	DE	UCLA
2012	Houston Texans	Whitney Mercilus	LB	Illinois
2011	Kansas City Chiefs	Jon Baldwin	WR	Pittsburgh
2010	Arizona Cardinals	Dan Williams	DT	Tennessee
2009	Green Bay Packers	Clay Matthews	LB	USC
2008	Houston Texans	Duane Brown	T	Virginia Tech
2007	Dallas Cowboys	Anthony Spencer	LB	Purdue
2006	Buffalo Bills	John McCargo	DT	North Carolina St.
2005	Seattle Seahawks	Chris Spencer	C	Mississippi
2004	Cincinnati Bengals	Chris Perry	RB	Michigan
2003	San Francisco 49ers	Kwame Harris	T	Stanford
2002	Philadelphia Eagles	Lito Sheppard	CB	Florida
2001	Miami Dolphins	Jamar Fletcher	CB	Wisconsin
2000	Buffalo Bills	Erik Flowers	DE	Arizona State
1999	Jacksonville Jaguars	Fernando Bryant	CB	Alabama
1998	Pittsburgh Steelers	Alan Faneca	G	LSU
1997	San Francisco 49ers	Jim Druckenmiller	QB	Virginia Tech
1996	Baltimore Ravens	Ray Lewis	LB	Miami (FL)
1995	Atlanta Falcons	Devin Bush	DB	Florida State
1994	Houston Oilers	Henry Ford	DE	Arkansas
1993	San Francisco 49ers	Dana Stubblefield	DT	Kansas
1992	Detroit Lions	Robert Porcher	DE	South Carolina St.
1991	Buffalo Bills	Henry Jones	S	Illinois
1989	Los Angeles Rams	Cleveland Gary	RB	Miami (FL)
1988	Denver Broncos	Ted Gregory	NT	Syracuse
1987	Chicago Bears	Jim Harbaugh	QB	Michigan
1986	New England Patriots	Reggie Dupard	RB	Southern Methodist
1985	Denver Broncos	Steve Sewell	RB	Oklahoma
1984	Buffalo Bills	Greg Bell	RB	Notre Dame
1983	Los Angeles Raiders	Don Mosebar	T	USC
1982	Cincinnati Bengals	Glen Collins	DE	Mississippi State
1981	Dallas Cowboys	Howard Richards	T	Missouri
1980	Green Bay Packers	George Cumby	LB	Oklahoma
1979	Los Angeles Rams	Kent Hill	T	Georgia Tech
1978	Green Bay Packers	John Anderson	LB	Michigan
1977	Baltimore Colts	Randy Burke	WR	Kentucky
1976	Los Angeles Rams	Kevin McLain	LB	Colorado State
1975	Pittsburgh Steelers	Dave Brown	DB	Michigan
1974	Miami Dolphins	Don Reese	DE	Jackson State
1973	Buffalo Bills	Joe DeLamielleure	G	Michigan State
1972	Dallas Cowboys	Bill Thomas	RB	Boston College
1971	Baltimore Colts	Lenny Dunlap	DB	North Texas
1970	Kansas City Chiefs	Sid Smith	T	USC
1969	New York Jets	Dave Foley	T	Ohio State
1968	Green Bay Packers	Bill Lueck	G	Arizona
1967	New Orleans Saints	Les Kelley	LB	Alabama

LAST TIME IN A TITANS DRAFT ...

FIRST OVERALL PICK

1978 RB Earl Campbell

SECOND OVERALL PICK

2015 QB Marcus Mariota

THIRD OVERALL PICK

2006 QB Vince Young

26TH OVERALL PICK

1994 DE Henry Ford

TWO PICKS IN THE FIRST ROUND

2017 WR Corey Davis (5), CB Adoree' Jackson (18)

THREE PICKS IN THE FIRST ROUND

(never)

ZERO PICKS IN THE FIRST ROUND

2004 Traded out of the 27th position

TWO OR MORE SECOND-ROUND PICKS

2016 (three) OLB Kevin Dodd (33), DL Austin Johnson (43), RB Derrick Henry (45)

TWO OR MORE THIRD-ROUND PICKS

2021 ILB Monty Rice (92), CB Elijah Molden (100)

HAD THREE PICKS IN ANY ROUND

2017 (seventh round) OLB Josh Carraway, T Brad Seaton, RB Khalfani Muhammad

HAD FOUR PICKS IN ANY ROUND

(never happened)

HAD 10 OR MORE PICKS

2016 10 total picks

HAD 11 OR MORE PICKS

2009 11 total picks

HAD 12 OR MORE PICKS

2004 13 total picks

HAD SIX OR FEWER PICKS

2020 Six total picks

SELECTED A QUARTERBACK IN THE FIRST ROUND

2015 Marcus Mariota (2)

SELECTED A RUNNING BACK IN THE FIRST ROUND

2008 Chris Johnson (24)

SELECTED AN OFFENSIVE LINEMAN IN THE FIRST ROUND

2020 Isaiah Wilson (29)

SELECTED A TIGHT END IN THE FIRST ROUND

1965 Lawrence Elkins (2)

SELECTED A WIDE RECEIVER IN THE FIRST ROUND

2017 Corey Davis (5)

SELECTED A DEFENSIVE LINEMAN IN THE FIRST ROUND

2019 Jeffery Simmons (19)

SELECTED A LINEBACKER IN THE FIRST ROUND

2018 Rashaan Evans (22)

SELECTED A CORNERBACK IN THE FIRST ROUND

2021 Caleb Farley (22)

SELECTED A SAFETY IN THE FIRST ROUND

2007 Michael Griffin (19)

TRADED UP IN THE FIRST ROUND

2018 Traded with Baltimore to go from the 25th pick to the 22nd pick

TRADED BACK IN THE FIRST ROUND

2016 Traded with the Rams to go from the first overall pick to the 15th pick

TITANS ERA DRAFTS (SINCE 1999)

2021

Rd.	Pick	Player	Pos.	College
1	22	Caleb Farley	CB	Virginia Tech
2	53	Dillon Radunz	OL	North Dakota State
3a	85	(Traded to Green Bay)		
3b	92	Monty Rice	ILB	Georgia
3c	100	Elijah Molden	CB	Washington
4a	109	Dez Fitzpatrick	WR	Louisville
4b	126	(Traded to Carolina)		
4c	135	Rashad Weaver	OLB	Pittsburgh
5	166	(Traded to Carolina)		
6a	185	(Traded to L.A. Chargers)		
6b	205	Racey McMath	WR	Louisiana State
6c	215	Brady Breeze	S	Oregon
7a	232	(Traded to Carolina)		
7b	249	(Traded to L.A. Rams)		

Draft Notes

General Manager: Jon Robinson

- 3b, 4c – Picks acquired from Green Bay for 3a
- 3c – Awarded as a compensatory selection
- 4a – Pick acquired from Carolina for 4b, 5 and 7a
- 6a – Pick acquired from Jacksonville in 2020 for OLB Kamalei Correa and 7b; traded to L.A. Chargers in 2020 for CB Desmond King II
- 6c – Pick acquired from Kansas City in 2020 (see 2020, 7b)
- 7a – Pick originally from Atlanta acquired from Miami for T Isaiah Wilson and a seventh-round choice in 2022; traded to Carolina with 4b and 5 for 4a
- 7b – Pick and OLB Kamalei Correa traded to Jacksonville in 2020 for 6a

2020

Rd.	Pick	Player	Pos.	College
1	29	Isaiah Wilson	T	Georgia
2	61	Kristian Fulton	CB	Louisiana State
3	93	Darrynton Evans	RB	Appalachian State
4	135	(Traded to Miami)		
5	174	Larrell Murchison	DL	North Carolina State
6	208	(Traded to Green Bay)		
7a	224	Cole McDonald	QB	Hawaii
7b	237	(Traded to Kansas City)		
7c	243	Chris Jackson	DB	Marshall

Draft Notes

General Manager: Jon Robinson

- 4 – Pick traded to Miami in 2019 (see 2019, 6a)
- 6 – Pick traded to Green Bay in 2019 for OLB Reggie Gilbert
- 7a – Pick acquired in a 2019 trade with Cleveland for WR Taywan Taylor
- 7b – Pick acquired in a trade with Denver for DT Jurrell Casey and then traded to Kansas City for a sixth-round choice in 2021

2019

Rd.	Pick	Player	Pos.	College
1	19	Jeffery Simmons	DT	Mississippi State
2	51	A.J. Brown	WR	Mississippi
3	82	Nate Davis	OL	Charlotte
4a	116	Amani Hooker	DB	Iowa
4b	121	(Traded to N.Y. Jets)		
5a	157	(Traded to N.Y. Jets)		
5b	168	D'Andre Walker	OLB	Georgia
6a	188	David Long	LB	West Virginia
6b	191	(Traded to Baltimore)		
7	233	(Traded to Miami)		

Draft Notes

General Manager: Jon Robinson

- 4a, 5b – Picks acquired in a trade with N.Y. Jets for 4b and 5a
- 6a – Pick and QB Ryan Tannehill acquired in a trade with Miami for a seventh-round pick (233 overall) and a fourth-round pick in 2020
- 6b – Pick acquired in a trade with Baltimore for LB Kamalei Correa



2018

Rd.	Pick	Player	Pos.	College
1a	22	Rashaan Evans	LB	Alabama
1b	25	(traded to Baltimore)		
2a	41	Harold Landry	OLB	Boston College
2b	57	(traded to Oakland)		
3	89	(traded to Oakland)		
4	125	(traded to Baltimore)		
5a	152	Dane Cruikshank	DB	Arizona
5b	162	(traded to Baltimore)		
6a	199	Luke Falk	QB	Washington State
6b	215	(acquired from Baltimore and traded back to Baltimore)		
7	243	(traded to Kansas City)		

Draft Notes

General Manager: Jon Robinson

- 1a, 6b – Picks acquired in a trade with Baltimore for 1b and 4 (6b later traded back to Baltimore)
- 2a – Pick acquired in a trade with Oakland for 2b and 3
- 5a – Pick acquired in a trade with Baltimore for 5b and 6b (6b originally traded from Baltimore to Tennessee before being traded back to Baltimore)
- 7 – Pick traded to Kansas City in 2017 for defensive lineman David King

2017

Rd.	Pick	Player	Pos.	College
1a	5	Corey Davis	WR	Western Michigan
1b	18	Adoree' Jackson	CB	Southern California
2	52	(traded to Cleveland)		
3a	72	Taywan Taylor	WR	Western Kentucky
3b	83	(traded to New England)		
3c	100	Jonnu Smith	TE	Florida International
4	124	(Traded to New England)		
5a	155	Jayon Brown	LB	UCLA
5b	164	(Traded to Philadelphia)		
6a	200	(Traded to N.Y. Giants)		
6b	203	(Traded to Denver)		
6c	207	(Traded to Cincinnati)		
6d	214	(Traded to Philadelphia)		
6e	217	Corey Levin	OL	Chattanooga
7a	227	Josh Carraway	OLB	Texas Christian
7b	236	Brad Seaton	T	Villanova
7c	241	Khalfani Muhammad	RB	California

Draft Notes

General Manager: Jon Robinson

- 2 – Pick traded to Cleveland during 2016 draft (see 2016, 1b)
- 3a, 6a – Picks acquired in a trade with New England for 3b and 4
- 3c – Compensatory selection; acquired in a trade with the Los Angeles Rams during the 2016 draft (see 2016, 1a)
- 5a – Pick acquired in a trade with Philadelphia for 5b, 6d
- 6b – Pick traded to Denver during 2016 draft (see 2016, 5b)
- 6c, 7c – Picks acquired in a trade with the N.Y. Giants for 6a
- 6d – Pick acquired in a trade with Atlanta in 2015 (see 2016, 6c)
- 6e, 7a – Picks acquired in a trade with Cincinnati for 6c

TITANS ERA DRAFTS (SINCE 1999)

2016				
Rd.	Pick	Player	Pos.	College
1a	1	(traded to Los Angeles Rams)		
1b	8	Jack Conklin	T	Michigan State
1c	15	(traded to Cleveland)		
2a	33	Kevin Dodd	OLB	Clemson
2b	43	Austin Johnson	DL	Penn State
2c	45	Derrick Henry	RB	Alabama
3a	64	Kevin Byard	S	Middle Tennessee St.
3b	76	(traded to Cleveland)		
4a	100	(traded to Philadelphia)		
4b	113	(traded to Los Angeles Rams)		
5a	140	Tajae Sharpe	WR	Massachusetts
5b	157	LeShaun Sims	CB	Southern Utah
6a	176	(traded to Denver)		
6b	177	(traded to Los Angeles Rams)		
6c	193	Sebastian Tretola	G	Arkansas
7a	222	Aaron Wallace	OLB	UCLA
7b	253	Kalan Reed	CB	Southern Mississippi

Draft Notes

General Manager: Jon Robinson

- 1b, 6a – Picks acquired in a trade with Cleveland for 1c, 3b and a 2017 second-round choice
- 1c, 2b, 2c, 3b – Picks and 2017 first-round and third-round choices acquired in a trade with the L.A. Rams for 1a, 4b and 6b
- 4b – Pick acquired in a trade with Philadelphia for 4a and RB DeMarco Murray
- 5b, 7b – Picks acquired in a trade with Denver for 6a and a 2017 sixth-round choice
- 6c – Pick and a 2017 sixth-round choice acquired in 2015 from Atlanta for G Andy Levitre.

2015				
Rd.	Pick	Player	Pos.	College
1	2	Marcus Mariota	QB	Oregon
2a	33	(traded to New York Giants)		
2b	40	Dorial Green-Beckham	WR	Oklahoma
3	66	Jeremiah Poutasi	OL	Utah
4a	100	Angelo Blackson	DE	Auburn
4b	108	Jalston Fowler	FB	Alabama
5	138	David Cobb	RB	Minnesota
6a	177	Deiontrez Mount	OLB	Louisville
6b	208	Andy Gallik	C	Boston College
7a	219	(traded to New England)		
7b	245	Tre McBride	WR	William & Mary

Draft Notes

General Manager: Ruston Webster

- 2b, 4b, 7 – Picks acquired from New York Giants for 2a.
- 6b – Pick acquired in 2014 from New England for LB Akeem Ayers and 7a.

2014				
Rd.	Pick	Player	Pos.	College
1	11	Taylor Lewan	T	Michigan
2a	42	(traded to Philadelphia)		
2b	54	Bishop Sankey	RB	Washington
3	77	(traded to San Francisco)		
4a	112	DaQuan Jones	DL	Penn State
4b	122	Marqueston Huff	DB	Wyoming
5	151	Avery Williamson	LB	Kentucky
6a	178	Zach Mettenberger	QB	Louisiana State
6b	186	(traded to Washington)		
7	228	(traded to Washington)		

Draft Notes

General Manager: Ruston Webster

- 2b, 4b – Picks acquired in trade with Philadelphia for 2a.
- 3 – Pick traded to San Francisco during 2013 draft (see 2013, 2a).
- 6a – Pick acquired in trade with Washington for 6b and 7.

2013				
Rd.	Pick	Player	Pos.	College
1	10	Chance Warmack	G	Alabama
2a	34	Justin Hunter	WR	Tennessee
2b	40	(traded to San Francisco)		
3a	70	Bledi Wreh-Wilson	CB	Connecticut
3b	97	Zaviar Gooden	LB	Missouri
4	107	Brian Schwenke	C	California
5	142	Lavar Edwards	DE	Louisiana State
6a	176	(traded to Minnesota)		
6b	202	Khalid Wooten	CB	Nevada
7a	216	(traded to San Francisco)		
7b	248	Daimion Stafford	S	Nebraska

Draft Notes

General Manager: Ruston Webster

- 2a – Pick acquired in trade with San Francisco for 2b, 7a and a third-round pick in 2014.
- 6a – Pick traded to Minnesota in 2012 for a seventh-round pick in 2012.
- 3b, 6b, 7b – Awarded as compensatory selections

2012				
Rd.	Pick	Player	Pos.	College
1	20	Kendall Wright	WR	Baylor
2	52	Zach Brown	LB	North Carolina
3	82	Mike Martin	DT	Michigan
4	115	Coty Sensabaugh	CB	Clemson
5a	145	Taylor Thompson	TE	Southern Methodist
5b	155	(traded to Miami)		
6	190	Markelle Martin	S	Oklahoma State
7a	211	Scott Solomon	DE	Rice
7b	227	(traded to Miami)		

Draft Notes

General Manager: Ruston Webster

- 5a – Pick acquired in trade with Miami for 5b and 7b
- 7a – Pick acquired in trade with Minnesota for a sixth-round choice in 2013

2011				
Rd.	Pick	Player	Pos.	College
1	8	Jake Locker	QB	Washington
2	39	Akeem Ayers	LB	UCLA
3	77	Jurrell Casey	DT	Southern California
4a	109	Colin McCarthy	LB	Miami (Fla.)
4b	130	Jamie Harper	RB	Clemson
5	142	Karl Klug	DL	Iowa
6	175	Byron Stingily	T	Louisville
7a	212	Zach Clayton	DT	Auburn
7b	251	Tommie Campbell	DB	California (Pa.)

Draft Notes

General Manager: Mike Reinfeldt

- 4b, 7b – Awarded as compensatory selections

2010				
Rd.	Pick	Player	Pos.	College
1	16	Derrick Morgan	DE	Georgia Tech
2	47	(traded to New England)		
3a	77	Damian Williams	WR	Southern California
3b	97	Rennie Curran	LB	Georgia
4a	104	Alterraun Verner	CB	UCLA
4b	111	(traded to Seattle)		
5	148	Robert Johnson	S	Utah
6a	176	Rusty Smith	QB	Florida Atlantic
6b	185	(traded to Seattle)		
6c	207	Myron Rolle	S	Florida State
7a	222	Marc Mariani	WR	Montana
7b	241	David Howard	DT	Brown

Draft Notes

General Manager: Mike Reinfeldt

- 3b, 6c, 7b – Awarded as compensatory selections

TITANS ERA DRAFTS (SINCE 1999)

- 2 – Traded to New England in 2009 (see 2009 3a)
- 4a, 6a – Picks acquired in trade with Seattle for RB LenDale White, DT Kevin Vickerson, 4b and 6b

2009

Rd.	Pick	Player	Pos.	College
1	30	Kenny Britt	WR	Rutgers
2	62	Sen'Derrick Marks	DT	Auburn
3a	89	Jared Cook	TE	South Carolina
3b	94	Ryan Mouton	CB	Hawaii
4a	130	Gerald McRath	LB	Southern Mississippi
4b	135	Troy Kropog	T/G	Tulane
5a	166	(Traded to Dallas)		
5b	173	Javon Ringer	RB	Michigan State
6a	203	Jason McCourty	CB	Rutgers
6b	206	Dominique Edison	WR	Stephen F. Austin
7a	239	Ryan Durand	G	Syracuse
7b	242	Nick Schommer	S	North Dakota State

Draft Notes

- General Manager: Mike Reinfeldt
- 4b, 5b, 6b, 7b – Awarded as compensatory selections
 - 3a – Pick acquired in trade with New England for second round pick in 2010
 - 5a – Pick traded to Dallas (see 2008 4c)

2008

Rd.	Pick	Player	Pos.	College
1	24	Chris Johnson	RB	East Carolina
2	54	Jason Jones	DL	Eastern Michigan
3	85	Craig Stevens	TE	California
4a	103	William Hayes	DE	Winston-Salem State
4b	124	(Traded to Washington)		
4c	126	Lavelle Hawkins	WR	California
4d	134	Stanford Keglar	LB	Purdue
5	157	(Traded to Washington)		
6	189	(Traded to Seattle)		
7	229	Cary Williams	CB	Washburn

Draft Notes

- General Manager: Mike Reinfeldt
- 4d – Awarded as compensatory selection
 - 4a – Pick acquired in trade with Washington for fourth round pick (#124 overall) and fifth round pick (#157 overall).
 - 4b – Traded to Washington (see 4a)
 - 4c – Pick acquired in trade with Dallas for Pacman Jones
 - 5 – Pick traded to Washington (see 4a)
 - 6 – Pick traded to Seattle for Bryce Fisher

2007

Rd.	Pick	Player	Pos.	College
1	19	Michael Griffin	S	Texas
2	50	Chris Henry	RB	Arizona
3	80	Paul Williams	WR	Fresno State
4a	115	Leroy Harris	G/C	N.C. State
4b	128	Chris Davis	WR	Florida State
5	152	Antonio Johnson	DT	Mississippi State
6a	188	Joel Filani	WR	Texas Tech
6b	204	Jacob Ford	DE	Central Arkansas
6c	206	Ryan Smith	CB	Florida
7	223	Mike Otto	T	Purdue

Draft Notes

- General Manager: Mike Reinfeldt
- 4b – Pick acquired in trade with Baltimore for Steve McNair in 2006.
 - 6b – Pick acquired in trade with San Diego for Billy Volek in 2006.
 - 6c – Pick acquired in trade with Indianapolis for seventh round pick (#238 overall) in 2006. That selection was originally obtained from Indianapolis for Rocky Calmus.

2006

Rd.	Pick	Player	Pos.	College
1	3	Vince Young	QB	Texas
2a	39	(Traded to Philadelphia)		
2b	45	LenDale White	RB	Southern California
3	70	(Traded to Buffalo)		
4a	102	Calvin Lowry	S	Penn State
4b	116	Stephen Tulloch	LB	N.C. State
5a	137	Terna Nande	LB	Miami (Ohio)
5b	169	Jesse Mahelona	DT	Tennessee
6	172	Jonathan Orr	WR	Wisconsin
7a	215	Cortland Finnegan	CB	Samford
7b	238	(Traded to Indianapolis)		
7c	245	Spencer Toone	LB	Utah
7d	246	Quinton Ganther	RB	Utah

Draft Notes

- General Manager: Floyd Reese
- 5b, 7c and 7d – awarded as compensatory selections
 - 2a – Pick traded to Philadelphia (see 2b)
 - 2b – Pick acquired from Philadelphia along with 2006 fourth round pick (116 overall) for the Titans second round pick (39 overall)
 - 3 – Pick traded to Buffalo for RB Travis Henry in 2005
 - 7b – Pick acquired from Indianapolis for LB Rocky Calmus in 2005 and traded back to Indianapolis for sixth round selection in 2007

2005

Rd.	Pick	Player	Pos.	College
1	6	Adam Jones	CB	West Virginia
2a	37	(Traded to Detroit)		
2b	41	Michael Roos	T	Eastern Washington
3a	68	Courtney Roby	WR	Indiana
3b	96	Brandon Jones	WR	Oklahoma
4a	108	Vincent Fuller	S	Virginia Tech
4b	113	David Stewart	T	Mississippi State
4c	136	Roydell Williams	WR	Tulane
5a	142	Damien Nash	RB	Missouri
5b	150	Daniel Loper	T	Texas Tech
6	179	Bo Scaife	TE	Texas
7	218	Reynaldo Hill	CB	Florida

Draft Notes

- General Manager: Floyd Reese
- 3b and 4c – awarded as compensatory selections
 - 2a – Pick traded to Detroit (see 2b)
 - 2b – Pick acquired from Detroit along with 2005 fourth round pick (113 overall) for the Titans second round pick (37 overall)
 - 4b – Pick acquired from Detroit (see 2b)
 - 5b – Pick acquired from Kansas City for DE Carlos Hall

2004

Rd.	Pick	Player	Pos.	College
1	27	(Traded to Houston)		
2a	40	Ben Troupe	TE	Florida
2b	42	Travis LaBoy	DE	Hawaii
2c	57	Antwan Odom	DE	Alabama
3a	71	Randy Starks	DT	Maryland
3b	92	Rich Gardner	CB	Penn State
4a	103	Bo Schobel	DE	TCU
4b	124	Michael Waddell	CB	North Carolina
5a	138	Jacob Bell	G	Miami (Ohio)
5b	159	(Traded to Houston)		
5c	165	Robert Reynolds	LB	Ohio State
6	191	Troy Fleming	RB	Tennessee
7a	230	Jared Clauss	DT	Iowa
7b	239	Eugene Amano	C	S.E. Missouri State
7c	241	Sean McHugh	TE	Penn State

Draft Notes

- General Manager: Floyd Reese
- 5c, 7b, 7c – awarded as compensatory selections
 - 1 – Pick traded to Houston (see 2a)
 - 2a – Pick acquired from Houston along with 2004 third round pick (71

2021 RECAP

DRAFT

TEAM NOTES

PLAYER NOTES

STATISTICS

ROSTERS

TITANS ERA DRAFTS (SINCE 1999)

overall), fourth round pick (103 overall) and fifth round pick (138 overall) for the Titans 2004 first round pick (27 overall) and fifth round pick (159 overall)

- 2b – Pick acquired from New York Jets for WR Justin McCareins
- 3a – Pick acquired in Houston trade (see 2a)
- 4a – Pick acquired in Houston trade (see 2a)
- 5a – Pick acquired in Houston trade (see 2a)
- 5b – Pick traded to Houston (see 2a)

2003

Rd.	Pick	Player	Pos.	College
1	28	Andre Woolfolk	CB	Oklahoma
2	60	Tyrone Calico	WR	Middle Tennessee State
3	93	Chris Brown	RB	Colorado
4	126	Rien Long	DT	Washington State
5a	154	Donnie Nickey	S	Ohio State
5b	164	(Traded to New England)		
6	201	(Traded to New England)		
7a	225	Todd Williams	T	Florida State
7b	243	(Traded to New England)		

Draft Notes

General Manager: Floyd Reese

- 5a – Pick acquired from New England along with 2003 seventh round pick (225 overall) for the Titans 2003 fifth round pick (164 overall), sixth round pick (201 overall) and seventh round pick (243 overall)
- 5b – Pick traded to New England (see 5a)
- 6 – Pick traded to New England (see 5a)
- 7a – Pick acquired in New England trade (see 5a)
- 7b – Pick traded to New England (see 5a)

2002

Rd.	Pick	Player	Pos.	College
1a	14	(Traded to N.Y. Giants)		
1b	15	Albert Haynesworth	DT	Tennessee
2	45	Tank Williams	S	Stanford
3	77	Rocky Calmus	LB	Oklahoma
4a	110	Mike Echols	CB	Wisconsin
4b	115	Tony Beckham	CB	Wisconsin-Stout
4c	133	Rocky Boiman	LB	Notre Dame
5	151	Jake Schifino	WR	Akron
6	187	Justin Hartwig	G	Kansas
7a	225	Darrell Hill	WR	Northern Illinois
7b	240	Carlos Hall	DE	Arkansas

Draft Notes

General Manager: Floyd Reese

- 4c – awarded as compensatory selection
- 1a – Pick traded to N.Y. Giants (see 1b)
- 1b – Pick acquired from the New York Giants along with 2002 fourth round pick (115 overall) for the Titans 2002 first round pick (14 overall)
- 4b – Pick acquired in Giants trade (see 1b)
- 7b – Pick acquired from Green Bay for DT Rod Walker

2001

Rd.	Pick	Player	Pos.	College
1	29	(Traded to St. Louis)		
2	60	Andre Dyson	CB	Utah
3	90	Shad Meier	TE	Kansas State
4	124	Justin McCareins	WR	Northern Illinois
5	159	Eddie Berlin	WR	Northern Iowa
6a	192	Dan Alexander	RB	Nebraska
6b	199	Adam Haayer	T	Minnesota
7a	229	(Traded to Oakland)		
7b	232	Keith Adams	LB	Clemson

Draft Notes

General Manager: Floyd Reese

- 6b, 7b – awarded as compensatory selections
- 1 – Pick traded to St. Louis for DE Kevin Carter
- 7a – Pick traded to Oakland for C Gennaro DiNapoli

2000

Rd.	Pick	Player	Pos.	College
1	30	Keith Bulluck	LB	Syracuse
3a	68	Erron Kinney	TE	Florida
3b	93	Byron Frisch	DE	Brighton Young
4a	124	Bobby Myers	S	Wisconsin
4b	128	Peter Sirmon	LB	Oregon
5a	135	Aric Morris	S	Michigan State
5b	160	Frank Chamberlin	LB	Boston College
6	197	Robaire Smith	DE	Michigan State
7a	213	Mike Green	RB	Houston
7b	237	Wes Shivers	T	Mississippi State

Draft Notes

General Manager: Floyd Reese

- 4b – awarded as compensatory selection
- 7a – Pick acquired from Chicago for LB Lemanski Hall

1999

Rd.	Pick	Player	Pos.	College
1	16	Jevon Kearse	DE	Florida
2a	46	(Traded to New England)		
2b	52	John Thornton	DT	West Virginia
3	81	Zach Piller	G	Florida
4a	114	Brad Ware	S	Auburn
4b	117	Donald Mitchell	CB	Southern Methodist
5	151	Kevin Daft	QB	California-Davis
6	186	Darran Hall	WR	Colorado State
7	222	Phil Glover	LB	Utah

Draft Notes

General Manager: Floyd Reese

- 2a – Pick traded to New England (see 2b)
- 2b – Pick acquired from New England along with 1999 fourth round pick (117 overall) for Titans 1999 second round pick (46 overall)
- 4b – Pick acquired in New England trade (see 2b)



TRADES BY JON ROBINSON

2021 TRADES

Trade Date/Teams	Compensation	Overall	Player Selected	Note
1. March 17, 2021				
Tennessee Receives:	Draft Choice: Round 7, 2021	#232	(DT Phil Hoskins)	Pick originally from Atlanta; traded to Carolina
Miami Receives:	Player: T Isaiah Wilson			
	Draft Choice: Round 7, 2022			
2. April 30, 2021 (Draft Day Trade)				
Tennessee Receives:	Draft Choice: Round 3, 2021	#92	ILB Monty Rice	
	Draft Choice: Round 4, 2021	#135	OLB Rashad Weaver	
Green Bay Receives:	Draft Choice: Round 3, 2021	#85	WR Amari Rodgers	
3. May 1, 2021 (Draft Day Trade)				
Tennessee Receives:	Draft Choice: Round 4, 2021	#109	WR Dez Fitzpatrick	Pick originally from Houston
Carolina Receives:	Draft Choice: Round 4, 2021	#126	RB Chuba Hubbard	
	Draft Choice: Round 5, 2021	#166	DB Keith Taylor	Pick originally from Atlanta through Miami
	Draft Choice: Round 7, 2021	#232	DT Phil Hoskins	
4. June 6, 2021				
Tennessee Receives:	Player: WR Julio Jones			
	Draft Choice: Round 6, 2023			
Atlanta Receives:	Draft Choice: Round 2, 2022			
	Draft Choice: Round 4, 2023			Conditional draft choice

2020 TRADES

Trade Date/Teams	Compensation	Overall	Player Selected	Note
1. March 19, 2020				
Tennessee Receives:	Draft Choice: Round 7, 2020	#237	(CB Thakarius Keyes)	Pick originally from New England; traded to Kansas City
Denver Receives:	Player: DT Jurrell Casey			
2. April 25, 2020 (Draft Day Trade)				
Tennessee Receives:	Draft Choice: Round 6, 2021	#215	S Brady Breeze	Pick originally from New England through Denver
Kansas City Receives:	Draft Choice: Round 7, 2020	#237	CB Thakarius Keyes	
3. Oct. 14, 2020				
Tennessee Receives:	Draft Choice: Round 6, 2021	#185	(LB Nick Niemann)	Pick traded to L.A. Chargers
Jacksonville Receives:	Draft Choice: Round 7, 2021	#249	(WR Ben Skowronek)	Pick traded to L.A. Rams
	Player: OLB Kamalei Correa			
4. Nov. 2, 2020				
Tennessee Receives:	Player: CB Desmond King II			Pick originally from Jacksonville
L.A. Chargers Receive:	Draft Choice: Round 6, 2021	#185	LB Nick Niemann	



Ryan Tannehill was acquired in a trade in 2019.

TRADES BY JON ROBINSON

2019 TRADES

Trade Date/Teams	Compensation	Overall	Player Selected	Note
1. March 15, 2019				
Tennessee Receives:	Player:		QB Ryan Tannehill	
	Draft Choice:	Round 6, 2019	#188 LB David Long	
Miami Receives:	Draft Choice:	Round 7, 2019	#233 RB Chandler Cox	
	Draft Choice:	Round 4, 2020	#135 (G Kevin Dotson)	Pick traded to Pittsburgh
2. April 27, 2019 (Draft Day Trade)				
Tennessee Receives:	Draft Choice:	Round 4, 2019	#116 DB Amani Hooker	Pick originally from Miami through New Orleans
	Draft Choice:	Round 5, 2019	#168 OLB D'Andre Walker	Pick originally from New Orleans
N.Y. Jets Receive:	Draft Choice:	Round 4, 2019	#121 TE Trevon Wesco	
	Draft Choice:	Round 5, 2019	#157 LB Blake Cashman	
3. August 29, 2019				
Tennessee Receives:	Player:		OLB Reggie Gilbert	
Green Bay Receives:	Draft Choice:	Round 6, 2020	#208 C Jake Hanson	
4. August 31, 2019				
Tennessee Receives:	Draft Choice:	Round 7, 2020	#224 QB Cole McDonald	
Cleveland Receives:	Player:		WR Taywan Taylor	

2018 TRADES

Trade Date/Teams	Compensation	Overall	Player Selected	Note
1. April 26, 2018 (Draft Day Trade)				
Tennessee Receives:	Draft Choice:	Round 1, 2018	#22 LB Rashaan Evans	Pick originally from Kansas City through Buffalo
	Draft Choice:	Round 6, 2018	#215 (C Bradley Bozeman)	Pick traded back to Baltimore
Baltimore Receives:	Draft Choice:	Round 1, 2018	#25 TE Hayden Hurst	
	Draft Choice:	Round 4, 2018	#125 (DB Avonte Maddox)	Pick traded to Philadelphia
2. April 27, 2018 (Draft Day Trade)				
Tennessee Receives:	Draft Choice:	Round 2, 2018	#41 OLB Harold Landry III	
Oakland Receives:	Draft Choice:	Round 2, 2018	#57 DT P.J. Hall	
	Draft Choice:	Round 3, 2018	#89 (T Joseph Noteboom)	Pick traded to L.A. Rams
3. April 28, 2018 (Draft Day Trade)				
Tennessee Receives:	Draft Choice:	Round 5, 2018	#152 DB Dane Cruikshank	
Baltimore Receives:	Draft Choice:	Round 5, 2018	#162 WR Jordan Lasley	
	Draft Choice:	Round 6, 2018	#215 C Bradley Bozeman	Pick originally from Baltimore
4. August 28, 2018				
Tennessee Receives:	Player:		LB Kamalei Correa	
Baltimore Receives:	Draft Choice:	Round 6, 2019	(DB Marcus Epps)	Pick traded to Minnesota

2017 TRADES

Trade Date/Teams	Compensation	Overall	Player Selected	Note
1. April 28, 2017 (Draft Day Trade)				
Tennessee Receives:	Draft Choice:	Round 3, 2017	#72 WR Taywan Taylor	Pick originally from Carolina
	Draft Choice:	Round 6, 2017	#200 (T Adam Bisnowaty)	Pick traded to N.Y. Giants; originally from Indianapolis
New England Receives:	Draft Choice:	Round 3, 2017	#83 DE Derek Rivers	
	Draft Choice:	Round 4, 2017	#124 (LB Jalen Reeves-Maybin)	Pick traded to Detroit
2. April 29, 2017 (Draft Day Trade)				
Tennessee Receives:	Draft Choice:	Round 5, 2017	#155 LB Jayon Brown	
Philadelphia Receives:	Draft Choice:	Round 5, 2017	#164 (G Isaac Asiata)	Pick traded to Miami
	Draft Choice:	Round 6, 2017	#214 DT Elijah Qualls	Pick originally from Atlanta
3. April 29, 2017 (Draft Day Trade)				
Tennessee Receives:	Draft Choice:	Round 6, 2017	#207 (DB Brandon Wilson)	Pick traded to Cincinnati
	Draft Choice:	Round 7, 2017	#241 RB Khalfani Muhammad	
N.Y. Giants Receive:	Draft Choice:	Round 6, 2017	#200 T Adam Bisnowaty	Pick originally from Indianapolis through New England

TRADES BY JON ROBINSON

4. April 29, 2017 (Draft Day Trade)

Tennessee Receives:	Draft Choice:	Round 6, 2017	#217	OL Corey Levin	Compensatory pick
	Draft Choice:	Round 7, 2017	#227	OLB Josh Carraway	
Cincinnati Receives:	Draft Choice:	Round 6, 2017	#207	DB Brandon Wilson	Pick originally from N.Y. Giants

5. Sept. 1, 2017

Tennessee Receives:	Player:	DE David King			
Kansas City Receives:	Draft Choice:	Round 7, 2018	#243	(DB Keion Crossen)	Conditional draft choice; traded to New England

2016 TRADES

Trade Date/Teams	Compensation	Overall	Player Selected	Note
------------------	--------------	---------	-----------------	------

1. March 9, 2016

Tennessee Receives:	Player:	RB DeMarco Murray			
	Draft Choice:	Round 4, 2016	#113	(LB Nick Kwiatkoski)	Pick traded from Tennessee to Los Angeles to Chicago
Philadelphia Receives:	Draft Choice:	Round 4, 2016	#100	(QB Connor Cook)	Pick traded from Philadelphia to Cleveland to Oakland

2. April 14, 2016

Tennessee Receives:	Draft Choice:	Round 1, 2016	#15	(WR Corey Coleman)	Pick traded from Tennessee to Cleveland
	Draft Choice:	Round 2, 2016	#43	DL Austin Johnson	Pick originally from Philadelphia
	Draft Choice:	Round 2, 2016	#45	RB Derrick Henry	
	Draft Choice:	Round 3, 2016	#76	(T Shon Coleman)	Pick traded from Tennessee to Cleveland
	Draft Choice:	Round 1, 2017	#5	WR Corey Davis	
	Draft Choice:	Round 3, 2017	#100	TE Jonnu Smith	Compensatory pick
Los Angeles Receives:	Draft Choice:	Round 1, 2016	#1	QB Jared Goff	
	Draft Choice:	Round 4, 2016	#113	(LB Nick Kwiatkoski)	Pick originally from Philadelphia; traded from Los Angeles to Chicago
	Draft Choice:	Round 6, 2016	#177	TE Temarrick Hemingway	

3. April 28, 2016 (Draft Day Trade)

Tennessee Receives:	Draft Choice:	Round 1, 2016	#8	T Jack Conklin	Pick originally from Miami through Philadelphia
	Draft Choice:	Round 6, 2016	#176	(RB Andy Janovich)	Pick traded from Tennessee to Denver
Cleveland Receives:	Draft Choice:	Round 1, 2016	#15	WR Corey Coleman	Pick originally from Los Angeles
	Draft Choice:	Round 3, 2016	#76	T Shon Coleman	Pick originally from Los Angeles
	Draft Choice:	Round 2, 2017	#52	QB DeShone Kizer	

4. April 30, 2016 (Draft Day Trade)

Tennessee Receives:	Draft Choice:	Round 5, 2016	#157	CB LeShaun Sims	Pick originally from N.Y. Jets
	Draft Choice:	Round 7, 2016	#253	CB Kalan Reed	
Denver Receives:	Draft Choice:	Round 6, 2016	#176	RB Andy Janovich	Pick originally from Cleveland
	Draft Choice:	Round 6, 2017	#203	RB De'Angelo Henderson	

5. Aug. 16, 2016

Tennessee Receives:	Player:	G/T Dennis Kelly			
Philadelphia Receives:	Player:	WR Dorial Green-Beckham			



The Titans used one of their picks from a 2016 trade to select Derrick Henry.

HEAD COACH MIKE VRABEL

[Click For Complete Online Bio](#)

[Mike Vrabel Named AP 2021 NFL Coach of the Year](#)

[Video: Watch "The Mike Vrabel Show"](#)

[Video: Watch Mike Vrabel's latest press conference](#)

[Video: Introducing Mike Vrabel's Second and Seven Foundation](#)

[Video: Igniting the Fire - Who is Mike Vrabel?](#)



Mike Vrabel was named head coach of the Titans on Jan. 20, 2018, becoming the 19th head coach in franchise history.

In his first four seasons as head coach, Vrabel led the Titans to a 43-27 overall record, including three postseason appearances. He joined **Jack Pardee** and **Jerry Glanville** as the only head coaches in team annals to preside over at least three playoff squads in their initial four seasons as head coach, and he tied Pardee (43-26) for the most total wins by a head coach in his first four seasons with the organization. The Titans won back-to-back AFC South titles in 2020 and 2021, marking the first time the organization accomplished the feat since the Oilers won the first three AFL Eastern division titles from 1960 to 1962.

Vrabel was named the Associated Press NFL Coach of the Year in 2021 after directing the Titans to a 12-5 record during the regular season. The Titans won the AFC South, and they claimed the top seed in the AFC playoff field for the first time since 2008. They did so despite needing to use 91 total players during the season—the most in NFL history in a non-strike year. After the final preseason roster cuts through the end of the season, the team placed 26 different players on injured reserve and 21 different players on the reserve/COVID-19 list, plus additional practice squad players that received those designations.

The 2021 Titans ranked second in rushing defense (84.6 yards allowed per game), 12th in total defense (329.8), sixth on third down (36.7 percent), sixth in scoring defense (20.8 points per game) and ninth in sacks (43). Offensively, the Titans finished fifth in rushing (141.4 yards per game) despite missing **Derrick Henry** for nine games due to injury. The offense also ranked eighth on third down (43.6 percent), fifth in the red zone (63.9 percent) and first in goal-to-go efficiency (87.5 percent).

Situationally, Vrabel's teams fared well among the NFL leaders in his first four seasons as head coach. From 2018 to 2021, their .909 winning percentage (40-4) in regular season games in which they had a fourth-quarter lead ranked second in the NFL behind the New Orleans Saints

MIKE VRABEL AT A GLANCE

- Years as Titans head coach: 4
- Years as NFL head coach: 4
- Regular season record: 41-24
- Postseason record: 2-3
- Overall record: 43-27
- Regular season home record: 22-11
- Regular season road record: 19-13

Mike Vrabel's Career Coaching Ledger:

Years	Team	Position
2018-21	Tennessee Titans	Head Coach
2017	Houston Texans	Defensive Coordinator
2014-16	Houston Texans	Linebackers Coach
2012-13	Ohio State University	Defensive Line Coach
2011	Ohio State University	Linebackers Coach

Mike Vrabel's Career Playing Ledger:

Years	Team	Position
2009-10	Kansas City Chiefs	Linebacker
2001-08	New England Patriots	Linebacker
1997-00	Pittsburgh Steelers	Linebacker

(.939). In the same time period, the Titans had a .714 winning percentage in three-point games (15-6), which led the league. Vrabel's team was 5-1 in overtime games from 2018 through 2021, tying the Saints (5-1) for the most overtime wins.

From 2018 to 2021, the Titans had the NFL's second-best rushing offense, averaging 143.7 rushing yards per game. Only the Baltimore Ravens were better (173.6). On the other side of the ball, the Titans ranked seventh in rushing defense, allowing 106.2 rushing yards per contest. Also from 2018 to 2021, the Titans tied for eighth in scoring defense (22.0 opponent points per game) and tied for the eighth-best turnover margin (+13). The Titans were called for 370 penalties from 2018 through 2021, which was the sixth-fewest total in the NFL.

Titans Take the AFC South in Year 3 Under Vrabel

The Titans won the 2020 AFC South title with an 11-5 record in the regular season, claiming their best record and first division title since going 13-3 in 2008. They finished with a 5-1 record within the division and a 6-2 mark in road games, all while navigating the challenges of the COVID-19 pandemic.

The Titans led the NFL in 2020 with a plus-11 turnover differential. Their 23 takeaways ranked seventh in the NFL, while their 12 turnovers were the second-fewest in the league in 2020 and tied for the ninth-lowest number since the NFL went to a 16-game schedule in 1978.

In 2020, the Titans tied for second place in total offense (396.4 yards per game) and ranked fourth in scoring offense (30.7 points per game). They became the first team in NFL history to generate at least 2,500 rushing yards (2,690) and 3,500 net passing yards (3,653) while surrendering 25 or fewer sacks (25). Their 6,343 total yards and 381 first downs established franchise records, while their 491 points amounted to the organization's second-best total.

The 2020 Titans joined the 1997 Detroit Lions as the only teams in NFL history to feature a 2,000-yard rusher, a 3,000-yard passer and a 1,000-yard receiver. Henry led the NFL in rushing for the second consecutive season, and his 2,027 rushing yards gave him the fifth-best total in league history. Meanwhile, **Ryan Tannehill** passed for 3,819 yards, and his 106.5 passer rating was the fifth-best number in the NFL. **A.J. Brown** was named to the Pro Bowl after recording his second consecutive 1,000-yard season (1,075) and tying for fifth place in the NFL with 11 touchdown catches.

Titans to AFC Championship Game in Vrabel's Second Season

In 2019, Vrabel became the first head coach in the organization's history to win multiple playoff games within his first two seasons. The Titans won a pair of road games—at New England in the wild card round and at Baltimore in the divisional round—to advance to the 2019 AFC championship game, falling at Kansas City to the eventual Super Bowl champion Chiefs.

The Titans began the 2019 campaign with two wins in their first six games but rallied to win seven of their final 10 games in the regular season. From the time the NFL went to its current playoff format in 1990 through 2019, 345 teams went 2-4 or worse in their first six games of a season. From that group, the Titans became only the third team to advance to a conference championship game, joining the 2002 Titans (2-4) and the 1996 Jacksonville Jaguars (2-4).

The 2019 Titans ranked in the NFL's top 10 in scoring margin (eighth, +71), turnover margin (sixth, +6), offensive yards per play (fourth, 6.12), rushing offense (third, 138.9 yards per game), red zone efficiency (first, 75.6 percent), total touchdowns (tied for third, 54) and third-down defense (eighth, 36.3 percent).



TITANS COACHING STAFF

Mike Vrabel Head Coach
 Craig Aukerman Special Teams
 Brian Bell Strength & Conditioning Assistant
 Scott Booker Safeties
 Shane Bowen Defensive Coordinator
 Keith Carter Offensive Line
 Ryan Crow Outside Linebackers
 Tony Dews Running Backs
 Todd Downing Offensive Coordinator
 Erik Frazier Offensive Skill Assistant
 Jason Houghtaling... Offensive Line Assistant
 Tim Kelly Passing Game Coordinator
 Bobby King Inside Linebackers
 Zak Kuhr Inside Linebackers Assistant
 Anthony Midget Secondary
 Rob Moore Wide Receivers
 Pat O'Hara Quarterbacks
 Frank Piraino Strength and Conditioning
 Jim Schwartz Senior Defensive Assistant
 Luke Steckel Tight Ends
 Mike Sullivan Assistant Offensive Line
 Terrell Williams Defensive Line
 James Wilhoit Kicking Specialist
 Kylan Butler Offensive Assistant
 Clinton McMillan Defensive Assistant
 John Streicher Coordinator of Football Development

In his first season as head coach, Vrabel directed the Titans to a 9-7 record. His nine wins tied for the fourth-highest total in franchise history by a first-year head coach.

With only 82 penalties enforced against the Titans in 2018, Vrabel's team led the NFL and set a franchise record (16-game season) for fewest penalties in a season. The 2018 Titans also placed third in points allowed (18.9 per game), eighth in total defense (333.4 yards per game), sixth in passing defense (216.9), second in red zone defense (44.7 percent touchdown rate) and seventh in rushing offense (126.4) in the league rankings.

Background as a Player and Coach

Vrabel arrived in Tennessee with 18 years of NFL experience, including four seasons as a coach and 14 seasons as a player. His distinguished playing career included three Super Bowl wins (2001, 2003 and 2004), one Pro Bowl selection (2007) and an All-Pro honor (2007). Vrabel played in 206 NFL games and totaled 57 sacks, 496 tackles, 11 interceptions, 20 forced fumbles, nine fumble recoveries and 10 touchdown receptions. Additionally, his teams advanced to the playoffs eight times (20 postseason games), with Vrabel recording eight postseason sacks and two postseason touchdown receptions.

Vrabel joined the Titans after four seasons with the Houston Texans, spending the first three seasons (2014-16) coaching linebackers and one year (2017) as the team's defensive coordinator. During his time in Houston, the Texans built one of the best defenses in the NFL and experienced tremendous success as a team – earning two division titles (2015, 2016).

Between 2014-16, the Texans defense ranked third in the NFL in yards allowed per game (319.9) and net passing yards (218.4). Houston also ranked first in third-down defense (33.6), fourth in opponent completion percentage (59.5) and sixth in points allowed per game (19.8). The 2016 defense ranked number one in the NFL, for the first time in franchise history, in yards allowed (301.3).

In 2017, his first year as a defensive coordinator, the Texans finished the campaign with 19 players on injured reserve. Despite the injuries, Vrabel led the defense to the fifth-best third-down percentage in the NFL and a franchise-record 3.97 yards per carry by opponents. Houston also had 18 different players record at least half a sack last year and 26 players tally at least one tackle for loss.

Vrabel spent his career playing and coaching with accomplished leaders, including **Bill Belichick**, **Bill Cowher**, **Romeo Crennel**, **Urban Meyer**, **Bill O'Brien** and **Todd Haley**.

As the Texans linebackers coach from 2014-16, Vrabel developed several players into top-notch performers, including **Jadeveon Clowney** (Pro Bowl, 2016), **Whitney Mercilus**, **Benardrick McKinney** (second-team All-Pro, 2016) and **Brian Cushing**. The 2015 Texans defense had the top third-down defense in the NFL (28.5 percent), which was the lowest percentage in franchise history and the lowest by any NFL team since the 2003 Titans (27.7 percent). The 2015 defense also set a franchise mark for sacks in a season with 45 - 22.5 coming from Vrabel's linebacking corps.

Prior to joining the NFL coaching ranks, Vrabel transitioned immediately from an NFL player to college coach. He started as the linebacker coach at Ohio State in 2011 and coached the defensive line from 2012–2013. The 2012 Buckeyes finished the season undefeated at 12-0. He also was named Big Ten Recruiter of the Year by ESPN.com in 2012.

Vrabel was selected by the Pittsburgh Steelers in the third round (91st overall) of the 1997 NFL Draft, after his playing career at Ohio State, where he earned All-America honors and Big Ten Conference Defensive Lineman of the Year in both 1995 and 1996.

A native of Akron, Ohio, Vrabel attended Walsh Jesuit High School. He and his wife, Jennifer, have two sons: Tyler and Carter.

MOST WINS IN FIRST FOUR SEASONS

When the Titans defeated the Houston Texans on Jan. 9, 2022, **Mike Vrabel** won his 43rd game, including postseason, since taking over as Titans head coach in 2018. In doing so, he tied **Jack Pardee** for the most total wins by a head coach in his first four seasons with the organization. In Pardee's first four seasons as head coach from 1990 through 1993, the Oilers were 43-26, including playoffs.

Vrabel, Pardee and **Jerry Glanville** (1986–1989) are the only head coaches in team annals to preside over at least three playoff squads in their initial four seasons. All three of Pardee's first four teams made the postseason, while Glanville's Oilers advanced to the postseason in his second, third and fourth years.

Of all Titans/Oilers head coaches with at least four seasons with the franchise, Vrabel's career winning percentage ranks the highest.

Most total wins in Titans/Oilers history in a head coach's first four seasons, including playoffs*:

Coach	Seasons	Playoff Berths				Pct
		Season 1-4	W	L	T	
1. Jack Pardee	1990-1993	4	43	26	0	.623
Mike Vrabel	2018-2021	3	43	27	0	.614
3. O.A. "Bum" Phillips	1975-1978	1	35	26	0	.574
Jerry Glanville	1986-1989*	3	35	33	0	.515
5. Jeff Fisher	1995-1998*	0	31	33	0	.484
6. Wally Lemm	1966-1969*	2	25	30	3	.457
7. Mike Munchak	2011-2013	0	22	26	0	.458
8. Mike Mularkey	2016-2017*	1	19	15	0	.559
9. Frank "Pop" Ivy	1962-1963	1	17	12	0	.586
10. Lou Rymkus	1960-1961	1	12	7	1	.625

* Does not include interim seasons

Note: Munchak, Mularkey, Ivy and Rymkus coached fewer than four seasons

When Vrabel was hired in 2018, he joined six other head coaches who joined (or rejoined) their respective clubs in the same offseason: **Jon Gruden** (Oakland/Las Vegas Raiders), **Matt Nagy** (Chicago Bears), **Matt Patricia** (Detroit Lions), **Frank Reich** (Indianapolis Colts), **Pat Shurmur** (New York Giants) and **Steve Wilks** (Arizona Cardinals). Of those seven coaches, Vrabel had the most wins from 2018 to 2021.

Vrabel, Reich and Nagy each led their respective teams to the playoffs twice in their first three seasons, while Vrabel was the only one from the group to go to the playoffs a third time in that span.

Most total wins from 2018 to 2021 by head coaches hired during the 2018 offseason (through 2021):

Coach	Team	Wins	Losses	Ties	Playoff	
					Pct.	Appearances
1. Mike Vrabel	Tennessee	43	27	0	.614	3
2. Frank Reich	Indianapolis	38	30	0	.559	2
3. Matt Nagy	Chicago	34	33	0	.507	2
4. Jon Gruden	Las Vegas	22	31	0	.415	0
5. Matt Patricia	Detroit	13	29	1	.314	0
6. Pat Shurmur	N.Y. Giants	9	23	0	.281	0
7. Steve Wilks	Arizona	3	13	0	.188	0

TITANS TO PLAYOFFS IN YEAR 2 UNDER VRABEL

In 2019, Titans head coach **Mike Vrabel** became the franchise's sixth head coach in franchise annals to have the team in the playoffs within his first two full seasons.

Vrabel was the fourth head coach in Titans/Oilers history to win at least one playoff game in his first two full seasons, joining **Mike Mularkey** (2017 playoff victory), **Jack Pardee** (1991) and **Lou Rymkus** (1960 and 1961). He became the first head coach in the team's history to win multiple playoff games within his first two seasons.

Titans/Oilers head coaches in the playoffs within their first two full seasons:

Head Coach	1st Full Season as Head Coach	Postseason Berths in 1st 2 Seasons	Playoff Wins in 1st 2 Seasons
Mike Vrabel	2018	2019 (Year 2)	2
Mike Mularkey	2016*	2017 (Year 2)	1
Jack Pardee	1990	1990, 1991 (Years 1 & 2)	1
Wally Lemm	1966*	1967 (Year 2)	0
Frank "Pop" Ivy	1962	1962 (Year 1)	0
Lou Rymkus	1960	1960 (Year 1)	1

* Mularkey served as interim head coach for the final nine games of the 2015 season. Lemm was the head coach for the 1961 AFL Champion Oilers after taking over as head coach for the final nine games of the season. He left the team following the season and returned in 1966.

TITANS/OILERS HEAD COACH HISTORY

COACH	YEARS	WON	LOST	TIED	PCT.
Lou Rymkus	1960-61	12	7	1	.625
Wally Lemm	1961, 1966-70	38	40	4	.487
Frank "Pop" Ivy	1962-63	17	12	0	.586
Sammy Baugh	1964	4	10	0	.285
Hugh "Bones" Taylor	1965	4	10	0	.285
Ed Hughes	1971	4	9	1	.321
Bill Peterson	1972-73	1	18	0	.052
Sid Gillman	1973-74	8	15	0	.347
O.A. "Bum" Phillips	1975-80	59	38	0	.608
Ed Biles	1981-83	8	23	0	.258
Chuck Studley	1983	2	8	0	.200
Hugh Campbell	1984-85	8	22	0	.266
Jerry Glanville	1985-89	35	35	0	.500
Jack Pardee	1990-94	44	35	0	.556
Jeff Fisher	1994-2010	147	126	0	.538
Mike Munchak	2011-13	22	26	0	.458
Ken Whisenhunt	2014-15	3	20	0	.130
Mike Mularkey	2015-17	21	22	0	.488
Mike Vrabel	2018-21	43	27	0	.614


Records include postseason



TITANS ASSISTANT COACHES

SHANE BOWEN DEFENSIVE COORDINATOR

[Click For Complete Online Bio](#)



- Bowen was promoted to defensive coordinator in 2021 after spending his first three seasons with the Titans as outside linebackers coach.
- In 2021, the Titans ranked second in rushing defense (84.6), 12th in total defense (329.8 per game), sixth on third down (36.7 percent) and sixth in scoring defense (20.8 points per game). They tied for ninth in sacks (43), while outside linebacker Harold Landry III (12 sacks) and defensive linemen Denico Autry (nine sacks) and Jeffery Simmons (8.5) made the Titans the only NFL team in 2021 to have three players with at least eight sacks. Landry, Simmons and safety Kevin Byard were all named to the Pro Bowl, with Byard adding first-team All-Pro honors.
- In 2020, he added defensive play-caller to his responsibilities as outside linebackers coach. The Titans defense ranked seventh in the NFL with 23 takeaways, which tied for the most by a Titans defense since 2013 (25). The Titans also tallied 15 interceptions, which ranked seventh in the NFL and the most by the Titans since 2012 (19).
- Bowen joined the Titans in 2018 after spending two seasons (2016-17) as a defensive assistant for the Houston Texans. He arrived with nine years of coaching experience.
- In 2016, Bowen was part of a Texans staff that produced the NFL's number one defense (yards allowed) for the first time in franchise history. In 2017, the defense ranked fifth in third-down defense and set a franchise record for yards per carry by opponents (3.97).
- He also served at Kennesaw State as linebackers coach (2013-15), at Ohio State as a defensive graduate assistant (2012). He began his coaching career as an assistant at Georgia Tech (2009-11).
- A native of Pickerington, Ohio, Bowen was a three-year letter winner at Georgia Tech as an outside linebacker.

TODD DOWNING OFFENSIVE COORDINATOR

[Click For Complete Online Bio](#)



- Downing was promoted to offensive coordinator in 2021 after initially joining the Titans in 2019 as tight ends coach. He came to the team with 18 years of previous NFL coaching experience.
- In 2021, the Titans offense ranked fifth in rushing (141.4 yards per game) despite missing Derrick Henry for nine games due to injury. The offense also ranked eighth on third down (43.6 percent), fifth in the red zone (63.9 percent) and first in goal-to-go efficiency (87.5 percent). Injuries led to the Titans tying for the league high with 39 total players used on offense. They had 25 offensive players with at least one scrimmage touch, which tied for the league's third-highest total.
- From 2019 to 2020, the Titans tight ends' 21 touchdowns tied for the third-highest total in the NFL among tight end groups. Over those two seasons the Titans tight ends also produced the league's seventh-best receiving yardage total (1,915) and tied for the eighth-best reception total (170).
- Among their peers in 2020, the Titans tight end corps ranked second in total touchdowns (14), third in touchdown receptions (12), sixth in receptions (94) and ninth in receiving yards (967). Jonnu Smith tied the franchise single-season record for tight ends with eight touchdown catches, which also tied for third place in the NFL in 2020.
- In his first season with the Titans (2019), Downing helped Smith set then-career highs in receptions (35) and yards (439), while Anthony Firkser (15 games) and MyCole Pruitt (10 starts) emerged as steady contributors.
- He spent 2018 as the tight ends coach for the Minnesota Vikings, helping Pro Bowl tight end Kyle Rudolph post the second-highest reception (64) and yardage totals (634) of his career.
- Downing spent three seasons (2015-17) with the Oakland Raiders, first as quarterbacks coach and then one season as offensive coordinator. In each of his three seasons with the Raiders, quarterback Derek Carr earned a Pro Bowl invitation.
- Downing coached the quarterbacks for one season (2014) in Buffalo and spent five seasons (2009-13) with the Detroit Lions. He originally joined the Lions as an offensive quality control coach and worked his way up to quarterbacks coach for the final three seasons.

TITANS ASSISTANT COACHES

- Downing began his NFL coaching career with the Minnesota Vikings (2001-05) and then the St. Louis Rams (2006-08).
- The Minneapolis, Minn., native attended the University of Minnesota.

CRAIG AUKERMAN SPECIAL TEAMS

[Click For Complete Online Bio](#)


- Aukerman was promoted to special teams coach in 2018. He joined the Titans in January 2017 as the assistant special teams coach.
- In 2021, kicker Randy Bullock finished ninth in franchise history with 120 points in a single season, while Brett Kern had the league's third-best ratio of punts inside the 20 to touchbacks (18:1). Chester Rogers ranked fifth in the NFL with a 9.8-yard punt return average, the best by a Titans player since 2012 (13.2 by Darius Reynaud). The kickoff coverage unit ranked eighth in the league (20.3-yard average).
- In 2020, Titans punter Brett Kern's 59.5 percent (22 of 37) of punts placed inside the 20 was the best of any player with at least 30 punts in a season since 1991.
- In 2019, the Titans finished fourth in the NFL in net punting and tied for the NFL lead with four total blocked kicks. Brett Kern was named to his third consecutive Pro Bowl.
- The 2018 Titans set the NFL kickoff return average record (32.0).
- Prior to his arrival in Tennessee, he gained 17 years of coaching experience, including 10 seasons on the college level and seven years in the NFL.
- He spent four seasons (2013-16) with the San Diego Chargers working with their special teams, first as an assistant special teams coach (2013-15) and then as the special teams coordinator (2016).
- He also spent time in the NFL on the coaching staffs with the Jacksonville Jaguars (2011-12) and Denver Broncos (2010).
- In the college ranks, he coached at Findlay (2000), Miami (Ohio) (2001-02, 2005-08), Western Kentucky (2003-04), and Kent State (2009).
- Aukerman was a two-time NAIA All-American at the University of Findlay (Ohio), where he played defensive back and wide receiver from 1995-98.



BRIAN BELL STRENGTH & CONDITIONING ASSISTANT

[Click For Complete Online Bio](#)

- Bell joined the Titans in 2018 after spending three seasons with the Houston Texans as assistant strength and conditioning coach. He was a member of back-to-back AFC South Division Championships in his first two campaigns in Houston.
- Bell was an assistant strength and conditioning coach at Penn State from 2012-13 and the head football strength and conditioning coach at his high school alma mater, DeMatha Catholic, in Hyattsville, Md., from 2011-12.
- Bell was a tight end and fullback at Kent State from 2002-06. In 2007, Bell signed with the Washington Redskins as an undrafted free agent and served on the team's practice squad.



SCOTT BOOKER SAFETIES

[Click For Complete Online Bio](#)

- Booker joined the Titans in 2018 after spending 15 seasons in the college coaching ranks. After two seasons as a defensive assistant, he was promoted to safeties coach in 2020.
- In 2021, Booker helped Kevin Byard earn first-team All-Pro and Pro Bowl honors. Byard became the franchise's first player to lead the team in tackles (88) and interceptions (five) in the same season since the team began tracking individual tackle statistics in 1974. Byard's 13 passes defended led all NFL safeties. Meanwhile, Amani Hooker was a full-time starter for the first time in his career and totaled a career-best 62 tackles.
- In 2020, the Titans defense ranked seventh in the NFL with 15 interceptions, which was most by the Titans since 2012. Safety Kevin Byard led the defense and set a career high with 111 tackles.
- He spent the 2017 season as the safeties coach/special teams coordinator at Nebraska.



- Previously, Booker spent seven years (2010-16) at Notre Dame, as a tight ends/special teams coordinator (2012-16) and offensive intern (2010-11). He coached the secondary at Western Kentucky for one season (2009).
- Booker began his coaching career at his alma mater Kent State as a graduate assistant (2003-04) and secondary coach (2005-08).
- The Pittsburgh, Pa., native played collegiately at Kent State.

KYLAN BUTLER OFFENSIVE ASSISTANT

[Click For Complete Online Bio](#)

- Butler joined the Titans for 2021 as part of the The NFL Bill Walsh Diversity Coaching Fellowship after seven years coaching at the collegiate level.
- Before arriving in Tennessee, he spent two seasons coaching wide receivers at Morehead State University. He also served as co-special teams coordinator in 2019 and was promoted to associate head coach for 2020-21. After the fall 2020 season was postponed due to the COVID-19 pandemic, Butler helped coach the team in its games during the spring of 2021.
- He spent two years at Glensville (W.Va.) State College, first as running backs coach in 2017 and then as offensive coordinator/wide receivers coach in 2018.
- Butler began his coaching career in 2014 at his alma mater, the University of Arizona, and spent three total seasons as an offensive graduate assistant.
- A native of Antioch, Calif., he appeared in 35 career games as a running back and on special teams for the Arizona Wildcats.



KEITH CARTER OFFENSIVE LINE

[Click For Complete Online Bio](#)

- Carter joined the Titans in 2018 with 13 years of prior coaching experience, including five seasons in the NFL.
- In 2021, injuries forced the Titans use seven different starting offensive line combinations, including five different starters at left tackle. However, the offense managed to finish fifth in rushing, averaging 141.4 rushing yards per game. Left guard Rodger Saffold III was named to his first career Pro Bowl.
- In 2020, while using three different starting left tackles, the Titans had the NFL's second-ranked rushing offense (168.1 yards per game), and the unit's 25 sacks allowed was the sixth-best finish in the league. Derrick Henry (2,027 rushing yards) led the NFL in rushing for the second consecutive season and recorded the fifth-highest single-season rushing total in NFL history.
- In 2019, the Titans finished third in the NFL in rushing offense with Henry leading the league in rushing yards (1,540). Rookie Nate Davis started 15 consecutive games (including playoffs) at right guard.
- Prior to arriving in Tennessee, he spent three seasons with the Atlanta Falcons as running backs coach (2017) and assistant offensive line coach (2015-16). The 2016 Falcons offensive line protected NFL MVP Matt Ryan and paved the way for the NFL's fifth-best rushing attack while also winning the NFC Championship.
- He tallied two seasons as the offensive quality control coach for the Seattle Seahawks (2012-13).
- In the college ranks, Carter has experience as the offensive line/run game coach at San Jose State (2014), tight ends (2009) and offensive line coach (2010-11) at the University of San Diego, offensive line coach at University of the Redlands (2007-08), tight ends coach at Wagner College (2006) and as an undergraduate assistant at UCLA (2005).
- The Downingtown, Pa., native was a tight end, H-back and fullback at UCLA.



TITANS ASSISTANT COACHES

RYAN CROW

OUTSIDE LINEBACKERS

[Click For Complete Online Bio](#)

- Crow was promoted to outside linebackers coach in 2021 after initially joining the Titans in 2018. He arrived with seven previous seasons of coaching experience in the college ranks.
- In 2021, Titans outside linebackers accounted for 19 total sacks, including 12 sacks by Harold Landry III, who led the team, set a career high and ranked 10th in the NFL. Landry was named to his first career Pro Bowl.
- After serving as a defensive assistant for his first two seasons with the Titans, his title was changed to assistant special teams coach in 2020.
- Crow served as a graduate assistant at Ohio State (2017) and worked primarily with linebackers.
- Crow spent three seasons at Baldwin Wallace University as offensive coordinator/offensive line coach (2015-16) and offensive line coach (2014). He also spent three seasons at Purdue as a graduate assistant working with the offensive line (2012-13) and one season as assistant strength coach (2011).
- A native of Findlay, Ohio, Crow played linebacker at Bowling Green and earned a scholarship after initially walking on.



TONY DEWS

RUNNING BACKS

[Click For Complete Online Bio](#)

- Dewes joined the Titans in 2018 with 20 previous years of coaching in the college ranks.
- In 2021, the Titans were fifth in rushing offense, averaging 141.4 rushing yards per game. Derrick Henry ranked ninth in the NFL with 937 rushing yards despite missing nine games. With Henry out, D'Onta Foreman (566 rushing yards) and Dontrell Hilliard (350) each set career highs in rushing yards.
- In 2020, the Titans had the NFL's second-ranked rushing offense (168.1 yards per game). Derrick Henry led the NFL in rushing for the second consecutive season and produced the eighth 2,000-yard rushing season in league history. Henry's 2,027 rushing yards ranked fifth in NFL history.
- In 2019, the Titans finished third in the NFL in rushing offense with Henry leading the league with 1,540 rushing yards.
- In 2018, the Titans finished with the NFL's seventh-ranked rushing offense, as Henry ranked second in the AFC with 1,059 rushing yards.
- Prior to his arrival in Tennessee, Dewes coached running backs at West Virginia in 2017.
- Dewes had stints coaching wide receivers at Arizona (2012-16), tight ends at Pittsburgh (2011), wide receivers at Michigan (2008-10), wide receivers at West Virginia (2007), linebackers at UNLV (2006), special teams (2005) and tackles/tight ends (2004) at Central Michigan, defensive line at Holy Cross (2002), offensive line at California (Pa.) and defensive line at Millersville (1998). He was a graduate assistant at West Virginia from 1999-2001.
- A native of Clifton, Va., Dewes played tight end at Liberty University, where he was the team's leading receiver in both of his final two seasons.



ERIK FRAZIER

OFFENSIVE SKILL ASSISTANT

[Click For Complete Online Bio](#)

- Frazier joined the Titans in 2021 after two seasons as wide receivers coach/pass game coordinator at Montana State.
- In 2021, Frazier contributed to an offense that ranked fifth in rushing (141.4 yards per game) eighth on third down (43.6 percent), fifth in the red zone (63.9 percent) and first in goal-to-go efficiency (87.5 percent).
- Served as the Bill Walsh Minority Intern with the New York Giants (2019), Minnesota Vikings (2018) and Kansas City Chiefs (2017).
- Also had previous stints coaching at Delaware Valley (wide receivers, 2014; wide receivers/quarterbacks, 2015), Dayton (wide receivers, 2016), Northwestern (graduate assistant, 2017) and Western Illinois (wide receivers, 2018).
- A native of Philadelphia, Pa., he earned Division II All-America honors in 2011 as a wide receiver at Kutztown University.




JASON HOUGHTALING

OFFENSIVE LINE ASSISTANT

[Click For Complete Online Bio](#)

- Houghtaling (pronounced (HO-tail-ing)) joined the Titans in 2021. He spent 2020 as offensive line coach with Colgate.
- In 2021, injuries forced the Titans to use seven different starting offensive line combinations, including five different starters at left tackle. However, the offense managed to finish fifth in rushing, averaging 141.4 rushing yards per game. Left guard Rodger Saffold III was named to his first career Pro Bowl.
- Houghtaling spent 12 total seasons over three stints at Wagner College (2006-09, 2011-12, 2014-19), including serving as head coach for the Seahawks from 2015 to 2019.
- He also served as head coach at Hudson Valley Community College in 2010 and as the offensive coordinator at Cornell in 2013.
- A native of Windsor, N.Y., he attended Lafayette College and played defensive line before injuries ended his career. He graduated from the University of Binghamton.



TIM KELLY

PASSING GAME COORDINATOR

[Click For Complete Online Bio](#)

- Kelly joined the Titans in 2022 after three seasons as the offensive coordinator for the Houston Texans.
- Kelly arrived in Tennessee with eight years of NFL experience, all with the Texans. He initially joined the Texans as an offensive quality control coach in 2014 and then was named offensive quality control/assistant offensive line coach in 2016. He was promoted to tight ends coach in 2017 and then elevated to offensive coordinator in 2019.
- In 2021, he guided quarterback Davis Mills to the second-best passer rating (88.8) among all rookie quarterbacks.
- In 2020, he directed an offense that ranked fourth in passing yards and 13th overall. Quarterback Deshaun Watson led the NFL with a career-best 4,823 passing yards, while also setting career marks in passing touchdowns (33), passer rating (112.7) and lowest interception total (seven).
- In 2019, his first season as offensive coordinator, Kelly's offense featured a 3,500-yard passer (Watson), a 1,000-yard receiver (DeAndre Hopkins) and a 1,000-yard rusher (Carlos Hyde).
- Kelly also has six years of college coaching experience with stops at Penn State (2012-13), Ball State (2011), Minnesota State-Moorhead (2010) and Illinois Wesleyan (2008-09).
- As a college player, Kelly played 48 games at defensive tackle and served as a team captain for Eastern Illinois.



BOBBY KING

INSIDE LINEBACKERS

[Click For Complete Online Bio](#)

- King joined the Titans in 2022 after spending the previous five seasons with the Houston Texans.
- King arrived in Tennessee with 12 years of NFL coaching experience, including eight total seasons with the Houston Texans (2017-21, 2011-13). He coached the defensive line in 2021 after leading the inside linebackers from 2017 to 2020.
- In 2020, linebacker Zach Cunningham led the NFL with a career-high 163 tackles on the season.
- In 2018, linebacker Benardrick McKinney earned Pro Bowl honors after posting 105 stops, seven passes defensed, five tackles for loss, 1.5 sacks, a forced fumble and an interception. The Texans 2018 defense led the league in opponent average rushing yards per carry (3.44) and ranked third in rushing yards allowed (1,323).
- Before returning to the Texans in 2017, King spent three seasons (2014-16) with the San Diego Chargers as assistant linebackers coach. His first stint in Houston was as assistant linebackers coach (2012-13) and defensive assistant (2011). He entered the NFL as defensive quality control/assistant linebackers coach for Dallas in 2010.
- King spent seven seasons in the college game with stops at West Texas




TITANS ASSISTANT COACHES

A&M (2008-09, 2005), Baylor (2006-07) and his alma mater, Texas–El Paso (2002-03), where he previously was a two-year starter on the defensive line.

ZAK KUHR INSIDE LINEBACKERS ASSISTANT

[Click For Complete Online Bio](#)

- Kuhr joined the Titans in 2020 after a season as offensive analyst at the University of Texas in 2019.
- In 2021, the rotation at inside linebacker included Rashaan Evans, Jayon Brown, David Long Jr. and Zach Cunningham. The quartet accounted for 212 total tackles and five interceptions, including Long's career highs of 75 tackles and two interceptions.
- He spent two seasons at Texas State. In addition to coaching running backs for the Bobcats from 2017-18, he was the co-offensive coordinator in 2017 and the offensive coordinator/assistant head coach in 2018.
- He coached running backs at Rutgers in 2016.
- Following the 2013 season as a graduate assistant at Old Dominion, he spent two years at James Madison, where he coached running backs in 2014 and added co-offensive coordinator to his title in 2015.
- He interned under Urban Meyer at Ohio State from 2011 to 2012 after a two-year stint as a special teams coordinator at Edward Waters College.
- A native of Jacksonville, Fla., he attended the University of Florida.



CLINTON McMILLAN DEFENSIVE ASSISTANT

[Click For Complete Online Bio](#)

- McMillan initially joined the Titans in 2021 as part of the NFL's Bill Walsh Coaching Fellowship.
- In 2021, he primarily worked with the Titans outside linebackers. The group accounted for 19 total sacks, including 12 sacks by Harold Landry III, who led the team, set a career high and ranked 10th in the NFL. Landry was named to his first career Pro Bowl.
- McMillan was a senior analyst at Florida State from 2020 until joining the Titans in 2021.
- McMillan was defensive line coach at the University of Tennessee at Martin from 2017-19 and also held the titles of defensive run game coordinator and co-special teams coordinator in his time with the Skyhawks. He coached four all-conference performers during his tenure and in 2019 helped UTM lead the conference with 25 sacks.
- He began his coaching career at Sanford Seminole High School and Winter Park High School before serving as a graduate assistant at Weber State (2012-14) and then Marshall (2014-16).
- McMillan played four years at defensive tackle for the University of Florida, appearing in 48 games and helping the Gators win the 2006 national championship.



ANTHONY MIDGET SECONDARY

[Click For Complete Online Bio](#)

- Midget was hired by the Titans in 2020 to coach the Titans secondary. He arrived in Tennessee with 14 years of coaching experience, including six seasons (2014-19) with the Houston Texans.
- In 2021, the Titans secondary incorporated new regular starters at cornerback (Kristian Fulton and Jackrabbit Jenkins), safety (Amani Hooker) and nickelback (Elijah Molden). The defense tied for 10th place in the NFL with 16 interceptions and tied for fourth place in the NFL with 83 passes defended. Safety Kevin Byard was a first-team All-Pro and Pro Bowl selection with a team-high five interceptions. Fulton tied for 11th place in the NFL with 14 passes defended.
- In 2020, Titans defense ranked seventh in the NFL with 15 interceptions. Cornerback Malcolm Butler's five combined interceptions in the regular season and postseason tied for fourth in the league. Safety Kevin Byard led the defense and set a career high with 111 tackles.
- From 2018-19, he was the Texans secondary coach. In 2018, the Texans finished ninth in the NFL with 15 interceptions and ranked fourth in points allowed (19.8 per game).



- He joined the Texans in 2014 as the assistant secondary coach and spent four seasons in that role before being promoted.
- Before joining the NFL, he spent one season at Penn State coaching safeties (2013) and five seasons (2008-12) at Georgia State, including his final season there as defensive coordinator.
- His college coaching career started at his alma mater as a graduate assistant at Virginia Tech (2007) after entering coaching at Lake Worth (Fla.) High School from 2003-06.
- A Florida native, Midget was a three-year starter at cornerback for Virginia Tech and was a fifth-round selection by the Atlanta Falcons in 2000.

ROB MOORE WIDE RECEIVERS

[Click For Complete Online Bio](#)

- Moore joined the Titans in 2018 with 16 years of NFL experience as a player and coach.
- In 2021, wide receiver A.J. Brown posted a team-best 63 receptions, 869 receiving yards and five touchdown catches, becoming the first player in franchise annals to begin his career with three consecutive seasons with at least 50 receptions and five touchdown receptions. Nick Westbrook-Ikhine set career highs with 38 receptions, 476 receiving yards and four touchdown catches, helping to make up for significant time lost in 2021 by the receiving corps with injuries. Brown, Julio Jones, Marcus Johnson, Cameron Batson and Racey McMath all had at least one stint on injured reserve.
- In 2020, Brown was selected to the Pro Bowl in his second year after posting 70 receptions for 1,075 yards and 11 touchdowns. Corey Davis set career highs with 984 receiving yards and five touchdowns and tied his career high with 65 catches.
- In 2019, Brown led the 2019 NFL rookie class in receiving yards (1,051), tied for the rookie lead in touchdown receptions (eight), ranked fifth among rookies in receptions (52) and ranked second among all NFL players in receiving average (20.2).
- In 2018, Davis, led the offense in his second season with 65 receptions, 891 receiving yards and four touchdowns, seeing dramatic increases from his rookie campaign.
- Moore spent three seasons (2015-17) as the wide receivers coach for the Oakland Raiders and one year (2014) with the Buffalo Bills.
- During his three years in Oakland, he worked with Amari Cooper and Michael Crabtree, who totaled 435 receptions, 5,556 receiving yards and 43 touchdowns in that time.
- During his one year in Buffalo, he worked with Sammy Watkins, who set franchise records for a rookie with 65 receptions for 982 yards.
- Moore also spent time coaching at Syracuse (2010-13), Phoenix (Ariz.) Junior College (2009) and Montclair (N.J.) High School (2002-03).
- A native of Hempstead, N.Y., Moore had a 12-year NFL career playing for the New York Jets (1990-94) and Arizona Cardinals (1995-2001).



PAT O'HARA QUARTERBACKS

[Click For Complete Online Bio](#)

- O'Hara joined the Titans in 2018 after spending three seasons (2015-17) with the Houston Texans as an offensive assistant who helped coach quarterbacks. He arrived in Tennessee with 19 previous seasons of coaching experience.
- In 2021, Ryan Tannehill placed third on the franchise's single-season passing charts in attempts (531), completions (357) and completion percentage (67.2), and he ranked fourth with 3,734 passing yards. He became the only quarterback other than Moon (1989–1991) to record multiple seasons with at least 3,500 passing yards with the franchise.
- In 2020, Tannehill ranked fifth in the NFL with a 106.5 passer rating, which was second in franchise history behind Tannehill's own 2019 record of 117.5. Tannehill produced top-five numbers on several other franchise single-season lists in 2020, including 40 total touchdowns (first), 3,819 passing yards (third), 33 touchdown passes (tied for second), 65.5 completion percentage (fourth) and 7.9 yards per attempt (tied for fifth).
- In 2019, Tannehill led the NFL in passer rating (117.5—fourth in NFL history) and passing average (9.6). Tannehill set franchise records in both categories in addition to the team's completion percentage benchmark (70.3).



TITANS ASSISTANT COACHES

- In 2018, quarterback Marcus Mariota set a then-franchise record with a 68.9 completion percentage. He also finished with a career-best average of 7.64 yards per attempt and a career-low eight interceptions.
- O'Hara spent 10 years coaching in the Arena Football League, including stints as a head coach for the Los Angeles Avengers (2009), Tri-Cities Fever (AF2, 2009), Orlando Predators (2010-11) and New Orleans Voo-Doo (2012-14).
- O'Hara was an offensive coordinator for the AFL's Tampa Bay Storm for three seasons (2005, 2007-08).
- A native of Santa Monica, Calif., O'Hara was a 10th round selection for the Tampa Bay Buccaneers in the 1991 NFL Draft.

FRANK PIRAINO STRENGTH & CONDITIONING

[Click For Complete Online Bio](#)

- Piraino joined the Titans in 2019 after serving as head strength and conditioning coach for football at Boston College, where he spent six total seasons (2013-18).
- Piraino joined head coach Steve Addazio at Boston College after spending two seasons (2011-12) as his head strength and conditioning coach at Temple and one year as the head strength and conditioning coach for football at Marshall (2010).
- He served on the strength and conditioning staff at the University of Florida for five years (2005-09), during a stretch when Florida won a pair of national championships (2006 and 2008) under head coach Urban Meyer.
- He also spent time at Notre Dame (2004), Michigan State (2003-04) and Walsh Jesuit (Cuyahoga Falls, Ohio) High School (2000-03), as well as an internship with the Cleveland Indians (2000-01).
- Piraino graduated from the University of Akron and later earned a master's degree from Michigan State.



JIM SCHWARTZ SENIOR DEFENSIVE ASSISTANT

[Click For Complete Online Bio](#)

- Schwartz rejoined the Titans in 2021 as senior defensive assistant. He previously spent 10 seasons with the Titans from 1999 to 2008 and was the team's defensive coordinator from 2001 to 2008.
- In 2021, he helped the Titans finish second in rushing defense (84.6), 12th in total defense (329.8 per game), sixth on third down (36.7 percent) and sixth in scoring defense (20.8 points per game).
- He has 14 years of experience as an NFL defensive coordinator and an additional five years as the head coach of the Detroit Lions (2009-13).
- From 2016 to 2020, Schwartz was the defensive coordinator with the Philadelphia Eagles. During his five seasons in Philadelphia, the Eagles ranked third in third-down defense (35.9 percent), sixth in red-zone defense (52.7 percent), third in rushing defense (99.1 yards per game) and seventh in sacks (208).
- In 2020, the Eagles defense ranked third in the NFL with 49 sacks, and in 2019, the team led the NFL in forcing three-and-out drives (27.5 percent).
- In Philadelphia's 2017 Super Bowl winning season, he guided the Eagles to the league's best rushing defense (79.2 yards allowed), the third best third-down defense (32.2 percent) and the fourth best takeaway total (31).
- Schwartz originally joined the Titans as a defensive assistant (1999) and then linebackers/third-down package (2000) before taking the reins as defensive coordinator in 2001.
- He is a native of Baltimore, Md., and a graduate of Georgetown University.



LUKE STECKEL TIGHT ENDS

[Click For Complete Online Bio](#)


- Steckel was promoted to tight ends coach in 2021 following eight previous years with the organization.
- In 2021, Steckel worked with a core group of tight ends that included Geoff Swaim, MyCole Pruitt and Anthony Firkser. Swaim set career highs in starts (16), receptions (31) and touchdowns (three), while Pruitt established career bests in receptions (14), receiving yards (145) and touchdowns (three). Firkser totaled 34 catches for 291 yards and a career-best two touchdown receptions.
- Steckel joined the Titans in 2013 as an assistant to the head coach and was promoted to offensive assistant the following season. He also served as assistant wide receivers coach in 2017.
- In 2020, the Titans offense ranked second overall (396.4 yards per game), second in rushing (168.1) and fourth in scoring (30.7 points per game).
- The 2019 Titans ranked third in the NFL in rushing, first in red zone efficiency and fourth in yards per play.
- He joined the Titans after spending four seasons (2009-2012) with the Cleveland Browns as the assistant to the head coach.
- He spent three seasons as a linebacker at Princeton (2004-06), where he helped lead the Tigers to an Ivy League Championship.
- He is the son of former Titans offensive coordinator Les Steckel and attended Brentwood (Tenn.) High School.



JOHN STREICHER COORDINATOR OF FOOTBALL DEVELOPMENT

[Click For Complete Online Bio](#)

- Streicher was promoted to coordinator of football development in 2020 after previously serving the team as assistant to head coach Mike Vrabel.
- Streicher joined the Titans in 2018 following two years (2016-17) as Texas State's director of football operations. There he managed the day-to-day operations of the program and oversaw recruiting under Bobcats head coach Everett Withers.
- From 2014-15, Streicher served on James Madison's football staff. He was promoted to the director of football operations and player personnel in 2015 after originally joining JMU as special assistant to the head coach.
- A native of Cincinnati, Ohio, Streicher went to James Madison after spending six seasons on the football staff at Ohio State.



MIKE SULLIVAN ASSISTANT OFFENSIVE LINE

[Click For Complete Online Bio](#)

- Sullivan joined the Titans in 2014 and has worked with the offensive line since that time.
- In 2021, Sullivan completed his eighth season with the team. Injuries forced the Titans to use seven different starting offensive line combinations, including five different starters at left tackle. However, the offense managed to finish fifth in rushing, averaging 141.4 rushing yards per game. Left guard Rodger Saffold III was named to his first career Pro Bowl.
- In 2020, the Titans had the NFL's second-ranked rushing offense (168.1 yards per game), and the unit's 25 sacks allowed was the sixth-best finish in the league. Derrick Henry led the league and recorded the fifth-highest single-season rushing total in NFL history with 2,027 rushing yards.
- In 2019, the Titans finished third in the NFL in rushing offense with Henry leading the league in rushing yards (1,540). Rookie Nate Davis started 15 consecutive games (including playoffs) at right guard.
- He joined the Titans in 2014 after one season as offensive line coach for the Cleveland Browns (2013).
- Sullivan spent four seasons (2009-12) as offensive line coach for the San Diego Chargers. He had two other stints with the Browns as offensive line coach (2007-08) and assistant offensive line coach (2001-04).
- He has three seasons of college experience, as offensive line coach



TITANS ASSISTANT COACHES

for Western Michigan (2005-06) and as a graduate assistant for the University of Miami (Fla.) (2000).

- Sullivan began his coaching career in 1997, spending five seasons coaching in Europe.
- A native of Chicago, Ill., Sullivan played in 48 games for the Tampa Bay Buccaneers from 1992-95.

JAMES WILHOIT KICKING SPECIALIST

[Click For Complete Online Bio](#)

- Wilhoit joined the Titans in 2021 as a kicking specialist.
- In 2021, kicker Randy Bullock made 26 field goals on 31 attempts (83.9 percent) and added 42 extra points on 45 attempts (93.3 percent) in his first season with the Titans. Bullock's 120 points ranked ninth in franchise history and were the most by a Titans player since 2017 (136 by Ryan Succop). Bullock totaled a career-high three game-winning field goals.
- From 2010 to 2011, he served as a special teams intern at his alma mater, the University of Tennessee.
- He established the Wilhoit Kicking Academy to train kickers and punters across the state of Tennessee.
- A native of Hendersonville, Tenn., Wilhoit attended the University of Tennessee (2003-06), where he made 59 of 82 field goal attempts (71.9 percent) and booted 47 percent of his kickoffs for touchbacks over four years as the starting kicker. He finished his career as the school's second all-time leading scorer with 325 total points. He was named first-team All-SEC in 2006.



TERRELL WILLIAMS DEFENSIVE LINE

[Click For Complete Online Bio](#)

- Williams joined the Titans in 2018 with 20 previous years of coaching experience, including six seasons in the NFL.
- In 2021, the Titans defensive line accounted for 22 total sacks, including nine sacks by free agent acquisition Denico Autry, who tied his career high. Jeffery Simmons was named to his first career Pro Bowl after setting career highs in several categories, including sacks (8.5), tackles (54), quarterback pressures (58), tackles for loss (12) and passes defensed (six).
- In 2020, Simmons continued to emerge as one of the NFL's top young talents. Simmons ranked second on the team with 19 quarterback pressures and became the first player in the franchise's "Titans era" (since 1999) to post at least three fumble recoveries, three sacks and five passes defensed in the same season.
- In 2019, Williams helped acclimate Simmons to the NFL as a first-round rookie, while veteran Jurrell Casey earned his fifth consecutive Pro Bowl berth.
- In 2018, Casey was named to the Pro Bowl after leading the defense with seven sacks. The Titans defense ranked eighth overall and third in points allowed.
- He spent three seasons coaching the defensive line with the Miami Dolphins (2015-17).
- During Williams' tenure with the Dolphins, Cameron Wake tallied 29 sacks, the eighth-highest total by a player, and Ndamukong Suh posted 15.5 sacks, the eighth-highest number of sacks among defensive tackles.
- Williams also spent three seasons coaching the defensive line with the Oakland Raiders (2012-14).
- Prior to joining the NFL coaching ranks, Williams spent time at Texas A&M (2010-11), Purdue (2006-09), Akron (2004-05), Youngstown State (2002-03), North Carolina A&T (1999-2001) and Fort Scott Community College (1998).
- A native of Los Angeles, Calif., Williams played collegiately at East Carolina as a nose tackle.



TITANS 2021 GAME-BY-GAME RECAP

Week 1 • Sept. 12, 2021 • CARDINALS 38 at Titans 13 • 0-1

The Cardinals score the game's first 17 points ... Cardinals quarterback Kyler Murray passes for 289 yards and four touchdowns and rushes for another 20 yards and one touchdown ... Ryan Tannehill is sacked six times, including five sacks by Cardinals outside linebacker Chandler Jones, who also causes two fumbles ... The Cardinals force three turnovers and outgain the Titans 416 yards to 248 ... Derrick Henry is limited to 58 yards on 17 carries.

Week 2 • Sept. 19, 2021 • TITANS 33 at Seahawks 30 (OT) • 1-1

Randy Bullock's 36-yard field goal in overtime caps a Titans comeback ... The Seahawks hold a 24-9 lead at halftime and a 30-16 lead in the fourth quarter, after which the Titans score the game's final 17 points ... Derrick Henry totals 35 rushing attempts for 182 yards and three touchdowns and adds 55 yards on six receptions ... In his second game with the Titans, Julio Jones catches six passes for 128 yards ... Russell Wilson completes three passes of 50-plus yards, including 68- and 63-yard touchdowns.

Week 3 • Sept. 26, 2021 • Colts 16 at TITANS 25 • 2-1

Ryan Tannehill passes for 197 yards and completes touchdown passes to running back Jeremy McNichols and wide receivers Nick Westbrook-Ikhine and Chester Rogers ... Derrick Henry rushes for 113 yards and adds another 31 receiving yards ... Tannehill is victimized by two Colts interceptions ... The Titans defense limits the Colts to 265 total yards, three third-down conversions on 12 attempts, and a 66.7 passer rating by Carson Wentz ... Outside linebacker Ola Adeniyi leads the Titans with a career-high 1.5 sacks.

Week 4 • Oct. 3, 2021 • Titans 24 at JETS 27 (OT) • 2-2

The Titans tie the score with 16 seconds remaining in the fourth quarter on Ryan Tannehill's two-yard touchdown pass to Cameron Batson and subsequent PAT ... Jets kicker Matt Ammendola boots a 22-yard field goal on the first possession of overtime, and the Titans miss a 49-yard attempt in response ... Tannehill passes for 298 yards but is sacked seven times ... Derrick Henry totals 157 rushing yards and 20 receiving yards ... Jets rookie quarterback Zach Wilson (297 yards and two touchdowns) records his first career win.

Week 5 • Oct. 10, 2021 • TITANS 37 at Jaguars 19 • 3-2

Derrick Henry rushes for 130 yards and three touchdowns, including 99 yards and two touchdowns in the second half ... The Titans score 17 consecutive points in the second and third quarters, and the Jaguars end the game with two turnovers on downs and an interception on their final three drives ... One minute into the game, Kevin Byard returns a fumble (caused by Elijah Molden) 30 yards for a touchdown ... Jaguars rookie Trevor Lawrence passes for a touchdown and rushes for another, while Jaguars running back James Robinson rushes for 149 yards and a score.

Week 6 • Oct. 18, 2021 • Bills 31 at TITANS 34 • 4-2

In the Monday night game's final minute, Bills quarterback Josh Allen is stopped by Jeffery Simmons on a fourth-and-one quarterback sneak at Tennessee's three-yard line ... Derrick Henry rushes for 143 yards and three touchdowns on 20 carries, including a 76-yard touchdown ... Ryan Tannehill rushes for the Titans' other touchdown and completes all nine of his passes in the fourth quarter to help the Titans score the final 10 points of a game that featured seven lead changes ... Harold Landry III registers two sacks, and Kevin Byard sets up a touchdown with an interception ... Allen passes for 353 yards and three touchdowns for the Bills.

Week 7 • Oct. 24, 2021 • Chiefs 3 at TITANS 27 • 5-2

The Titans score the game's first 27 points—all in the first half—and hold the Chiefs to a field goal in the third quarter ... The Titans offense scores on its first five drives of the contest ... Ryan Tannehill throws two touchdown passes, including a 24-yarder to A.J. Brown ... Brown totals 133 yards on eight catches ... The Titans defense forces three turnovers (one interception, two fumble recoveries) and totals four sacks, including a pair of sacks by Denico Autry ... Chiefs quarterback Patrick Mahomes is held to a 62.3 passer rating.

TITANS 2021 GAME-BY-GAME RECAP

Week 8 • Oct. 31, 2021 • TITANS 34 at Colts 31 (OT) • 6-2

Randy Bullock provides the game-winning score with a 44-yard field goal in overtime that is set up by Kevin Byard's interception of a Carson Wentz pass ... The Titans overcome a 14-0 deficit entering the second quarter ... Ryan Tannehill completes three touchdown passes, including a 57-yarder to A.J. Brown ... Brown totals 155 yards on 10 catches ... Elijah Molden's interception and two-yard touchdown return puts the Titans ahead late in the fourth quarter, but the Colts respond with a touchdown with 22 seconds remaining to force overtime.

Week 9 • Nov. 7, 2021 • TITANS 28 at Rams 16 • 7-2

On Sunday Night Football, the Titans play their first game in Los Angeles since 1994 ... The Titans score 21 unanswered points in the second quarter, including 14 points scored following interceptions ... David Long Jr.'s interception and return to the two-yard line leads to a Ryan Tannehill touchdown pass to Geoff Swaim, and on the Rams' next play from scrimmage, Kevin Byard intercepts another Matthew Stafford pass and goes 24 yards for a touchdown ... Jeffery Simmons registers three of the team's five sacks ... Adrian Peterson, signed earlier in the week after Derrick Henry landed on injured reserve, starts and scores on a one-yard run.

Week 10 • Nov. 14, 2021 • Saints 21 at TITANS 23 • 8-2

The Titans preserve a victory by thwarting a two-point conversion by the Saints and recovering an inside kick with less than two minutes remaining ... The Titans defense records four sacks of Trevor Siemian (all in the first half), including two by Jeffery Simmons ... Ryan Tannehill rushes for a one-yard touchdown and tosses a two-yard touchdown pass to MyCole Pruitt ... The Titans recover a fumble on the opening kickoff of the second half and convert the turnover to a touchdown ... The Saints miss a pair of extra point attempts in addition to their failed two-point try ... Titans receiver Marcus Johnson leads the club with five receptions for 100 yards.

Week 11 • Nov. 21, 2021 • TEXANS 22 at Titans 13 • 8-3

The Texans defeat the Titans despite being 1-8 entering the contest against an 8-2 Titans team ... Rain develops in the first half and continues steadily throughout the remainder of the game ... Houston scores the game's first 19 points ... The Texans force five turnovers, led by Desmond King II's two interceptions ... Houston quarterback Tyrod Taylor rushes for 28 yards and two touchdowns on top of his 107 passing yards ... Wide receiver Dez Fitzpatrick notches his first career touchdown reception for the Titans, while tight end Anthony Firkser recovers a fumble in the end zone for the team's other touchdown.

Week 12 • Nov. 28, 2021 • Titans 13 at PATRIOTS 36 • 8-4

The Patriots score the game's final 20 points after leading 16-13 at halftime ... Patriots rookie quarterback Mac Jones passes for 310 yards with a pair of touchdowns to Kendrick Bourne, and Nick Folk connects on five field goals for the Patriots ... The Patriots defense records four takeaways, including three fumble recoveries ... Titans running back Dontrell Hilliard leads the team with 131 rushing yards, including a 68-yard touchdown ... D'Onta Foreman adds 109 rushing yards, as the Titans feature a pair of 100-yard ball carriers in the same game for the first time since 2008.

Week 14 • Dec. 12, 2021 • Jaguars 0 at TITANS 20 • 9-4

The Titans snap a two-game losing streak with their first shutout victory since Dec. 16, 2018 and their first at home since Dec. 25, 2000 ... The defense limits the Jaguars to eight rushing yards, 192 total yards and nine first downs ... Four players record an interception for the Titans in the second half off Jaguars rookie quarterback Trevor Lawrence: cornerbacks Kristian Fulton and Buster Skrine and linebackers Jayon Brown and Rashaan Evans ... Ryan Tannehill and D'Onta Foreman record rushing touchdowns for the Titans, and Randy Bullock adds two field goals.

Week 15 • Dec. 19, 2021 • Titans 13 at STEELERS 19 • 9-5

The Steelers come back after trailing 10-0 in the first half and 13-3 in the third quarter ... A late drive by the Titans ends on Pittsburgh's 10-yard line after a pass from Ryan Tannehill to Nick Westbrook-Ikhine is short on fourth down ... The Titans are victimized by four total turnovers (three fumbles and one interception), negating their advantage in total yards (318 to 168), first downs (22 to 12), rushing yards (201 to 35) and time of possession (39:08 to 20:52) ... Chris Boswell makes four field goals on five attempts for the Steelers ... Tannehill and Ben Roethlisberger account for the game's only touchdowns on one-yard quarterback sneaks.



Week 16 • Dec. 23, 2021 • 49ers 17 at TITANS 20 • 10-5

In a Thursday night game, the Titans trail 10-0 before scoring 17 unanswered points ... Randy Bullock connects on a game-winning, 44-yard field goal with four seconds remaining ... A.J. Brown returns after missing three games and catches 11 passes for 145 yards, including an 18-yard touchdown pass from Ryan Tannehill ... The Titans offense converts six times on third-and-10-plus ... San Francisco's Deebo Samuel catches nine passes for 159 yards and adds 32 yards on five carries ... Jackrabbit Jenkins intercepts Jimmy Garoppolo in the end zone, and Amani Hooker's interception in 49ers territory sets up a touchdown.

Week 17 • Jan. 2, 2022 • Dolphins 3 at TITANS 34 • 11-5

The Titans never trail and limit the Dolphins to a field goal in the second quarter, clinching the AFC South title on a 36-degree, rainy afternoon at Nissan Stadium ... The Titans defense forces two turnovers, registers four sacks and never allows the Dolphins inside the red zone ... D'Onta Foreman rushes for a career-high 132 yards on 26 carries, including a 21-yard touchdown, as the Titans total 198 rushing yards ... Ryan Tannehill passes for 120 yards, including touchdown connections with tight ends Geoff Swaim and Anthony Firkser ... Dolphins quarterback Tua Tagovailoa is 18-of-38 passing for 205 yards with an interception.

Week 18 • Jan. 9, 2022 • TITANS 28 at Texans 25 • 12-5

With their win in the regular season finale, the Titans clinch the first seed in the AFC playoffs ... They build a 21-0 lead in the second quarter before the Texans score 18 consecutive points in the second half ... With the score 21-18 in the fourth quarter, Ryan Tannehill escapes a near sack to complete a 36-yard pass to Nick Westbrook-Ikhine, leading to the decisive three-yard touchdown catch by Julio Jones ... Tannehill passes for 287 yards and touchdowns to four different receivers, out-dueling Texans rookie Davis Mills (301 yards, three touchdowns) ... The Titans offense totals 405 yards and converts 61.5 percent on third down (8-13).

Divisional Round • Jan. 22, 2022 • BENGALS 19 at Titans 16 • 12-6

Evan McPherson's 52-yard field goal as time expired lifts the Bengals over the Titans in the divisional playoffs ... The game-winner—McPherson's fourth field goal—is set up by linebacker Logan Wilson's interception at Cincinnati's 47-yard line with 28 seconds remaining, followed by a 19-yard completion from Joe Burrow to Ja'Marr Chase ... Chase accounts for 109 of Burrow's 348 passing yards ... The Titans defense ties the NFL postseason record with nine sacks of Burrow, led by Jeffery Simmons' three sacks ... The Bengals defense intercepts three total passes by Ryan Tannehill ... A.J. Brown sets a Titans franchise record with 142 receiving yards on five catches.

TITANS ROSTER BREAKDOWN

Out of the 53 players on the Titans roster (as of Jan. 22), there are 24 offensive players, 26 defensive players and three specialists. Twenty-four players were added to the roster since the end of the 2020 campaign.

The following is a closer breakdown of the roster (as of Jan. 22, 2022):

Years in NFL (including 2021):

14th	1
13th	0
12th	2
11th	2
10th	4
9th	0
8th	2
7th	4
6th	3
5th	4
4th	8
3rd	11
2nd	7
1st	0
Rookie	5

By Age (roster, age as of season opener on Sept. 12, 2021):

20-24	20
25-28	19
29-32	10
33+	4

By Position:

OL	9
DL	7
WR	6
ILB	6
CB	5
S	4
RB/FB	4
OLB	4
TE	3
Specialists	3
QB	2

By Draft Round:

First Round	6
Second Round	8
Third Round	4
Fourth Round	3
Fifth Round	5
Sixth Round	2
Seventh Round	5
Undrafted	20

First-Round Draft Picks:

- CB Caleb Farley (2021) *
- DT Jeffery Simmons (2019)
- ILB Rashaan Evans (2018)
- OLB Bud Dupree (2015)
- T Taylor Lewan (2014)
- QB Ryan Tannehill (2012)
- WR Julio Jones (2011)

Pro Bowl Seasons:

- WR A.J. Brown (2020)
- S Kevin Byard (2017, 2021)
- LS Morgan Cox (2015-16, 2019-20)
- RB Derrick Henry (2019-20)
- CB Jackrabbit Jenkins (2016)
- WR Julio Jones (2012, 2014-19)
- P Brett Kern (2017-19)
- T Taylor Lewan (2016-18)
- QB Ryan Tannehill (2019)

Drafted by the Titans: 19

New players in 2021: 24

Oldest player:

P Brett Kern (2/17/86)

Youngest player:

WR Racey McMath (6/14/99)

Tallest player:

T Taylor Lewan (6-7)

Shortest player:

K Randy Bullock (5-9)
CB Buster Skrine (5-9)

States that produced the most current Titans (high school location):

- Texas** - 7 (Ola Adeniyi, Aaron Brewer, Randy Bullock, D'Onta Foreman, Derick Roberson, Kevin Strong, Ryan Tannehill)
- Alabama** - 6 (Khari Blasingame, Zach Cunningham, Rashaan Evans, Ben Jones, Julio Jones, Chester Rogers)
- California** - 6 (Jayon Brown, Dane Cruikshank, Nick Dzubnar, Kyle Peko, David Quessenberry, Geoff Swaim)
- North Carolina** - 5 (Denico Autry, Matthias Farley, Kendall Lamm, Harold Landry III, Larrell Murchison)

Universities that produced the most current Titans:

- Alabama** - 3 (Rashaan Evans, Derrick Henry, Julio Jones)
- Toledo** - 3 (Ola Adeniyi, Brett Kern, Logan Woodside)
- Chattanooga, Indiana, Louisiana State, Mississippi State, Texas, Texas A&M, Vanderbilt** - 2

NISSAN STADIUM



In 2015, the Titans and Nissan North America announced the formation of a 20-year, exclusive naming-rights partnership that rebranded Nashville's downtown stadium as Nissan Stadium.

Nissan Stadium hosts all Titans home football games, Tennessee State University football games, the Music City Bowl, the CMA Music Festival and numerous other events.

The procurement of naming rights to Nissan Stadium fit the automotive company's 'Fewer, Bigger, Better' marketing strategy, which has included ongoing sponsorships of NBC's 'The Voice,' the Heisman House college football program and a major advertising presence in this year's Super Bowl. Nissan is also now the official automotive partner of the Tennessee Titans.

Nissan's ever-growing footprint in Tennessee includes vehicle and powertrain manufacturing facilities in Smyrna and Decherd respectively, along with its North American headquarters in Franklin.

The Nissan Smyrna Plant began operations in 1983 and employs more than 8,400 people. In 2014, the Smyrna plant assembled more than 648,000 vehicles, making it the highest volume automotive assembly plant in North America. Nissan also has a major manufacturing presence in Canton, Miss., along with research and development groups in California, Arizona and Michigan. In total, the company employs more than 22,000 employees in the U.S.

One component of the Titans-Nissan partnership is assisting charitable organizations throughout Middle Tennessee in an array of community outreach programs. A centerpiece of this is the annual "Taste of Titans" charitable event, for which Nissan serves as presenting sponsor. During the course of a 20-year relationship, a total of more than \$1 million resulting from these annual events is anticipated to be distributed to local non-profit organizations.

Nissan Stadium is a city-owned venue that has housed the Titans since 1999. The naming rights agreement includes the opportunity for Nissan branding on the exterior of the stadium, as well as stadium signage and other unique displays inside the stadium. LP Building Products held the naming rights to the stadium from 2006 until the Nissan partnership was established in 2015.

Titans/Oilers all-time regular-season record by home venue:

Stadium	Seasons	W-L-T	Pct.
Jeppesen Stadium	1960-1964	25-11-0	.694
Rice Stadium	1965-1967	11-10-0	.524
Astrodome	1968-1996	113-103-2	.523
Liberty Bowl	1997	6-2-0	.750
Dudley Field (Vanderbilt Stadium)	1998	3-5-0	.375
Nissan Stadium	1999-2021	107-78-0	.578

TICKETS ON SALE

Tickets for the 2022 season at Nissan Stadium are now on sale. To find out about ticket options, fans can visit [TennesseeTitans.com/tickets](https://tennesseetitans.com/tickets), email ticketsales@titans.nfl.com or call (615) 565-4200. Information on season ticket memberships, single-game tickets, flex plans, group tickets, suite sales and "Fireball Fast Passes" is available.

Titans season ticket members receive the best seat locations at the best price, flexible interest-free payment plans and playoff ticket priority. Additional benefits include access to exclusive VIP events year-round, special discounts on concession items, pre-sales to Nissan Stadium events and concerts, and a unique season ticket member gift each season.



2021 RECAP

DRAFT

TEAM NOTES

PLAYER NOTES

STATISTICS

ROSTERS

NISSAN STADIUM RECORD WHEN ...

The Titans at Nissan Stadium (1999-present):

	Games	Record	Pct.
Regular Season	185	107-78	.578
Postseason	6	2-4	.333
Combined	191	109-82	.571


Record When ...	Reg. Season	Playoffs
September	21-16	
October	25-21	
November	24-18	
December	34-22	
January	3-1	2-4
Thursday	5-3	
Friday	0-1	
Saturday	2-1	2-2
Sunday	92-70	0-2
Monday	7-3	
Tuesday	1-0	
Against own division	43-32	0-1
Against AFC	77-61	2-4
Against NFC	30-17	
Overtime games	7-6	1-0
In primetime	14-11	
Temperature 80+	7-6	
Temperature <40	9-10	1-2
Titans score 20 points	90-32	2-0
Titans score 30 points	39-6	1-0
Titans allow <20 points	69-13	1-2
Titans allow <10 points	16-0	
Titans net 300 yards	79-46	1-3
Opponents net <300 yards	51-11	1-2
Titans commit 0 turnovers	37-11	
Titans force 2 turnovers	70-23	

WINNING AT HOME

Since the 2016 season, the Titans have been one of the NFL's most successful teams at home. In 2021, they went 7-2 at home. They were one of four teams to win at least seven games at home, along with Green Bay (8-0), Tampa Bay (7-1) and Kansas City (7-2).

Highest winning percentage in home games (regular season) since 2016:

Team	Wins	Losses	Ties	Win Pct
1. Green Bay Packers	37	10	1	.781
2. Kansas City Chiefs	37	12	0	.755
3. Pittsburgh Steelers	35	13	1	.724
4. New England Patriots	35	14	0	.714
5. Baltimore Ravens	34	15	0	.694
6. Tennessee Titans	33	16	0	.673
7. New Orleans Saints	32	16	0	.667
8. Seattle Seahawks	31	17	0	.646
Dallas Cowboys	31	17	0	.646
Minnesota Vikings	31	17	0	.646



TITANS/OILERS ALL-TIME RECORD

	W	L	T
Regular Season:	463	480	6
Home	265	208	2
Road	198	272	4
As Titans (1999-present)	196	173	0
As Oilers (1960-1998)	267	307	6
Postseason:	17	23	0
Home	6	7	0
Road	11	15	0
Super Bowl (XXXIV)	0	1	0
As Titans (1999-present)	8	10	0
As Oilers (1960-1998)	9	13	0

All-time playoff appearances by the Oilers/Titans: 1960, 1961, 1962, 1967, 1969, 1978, 1979, 1980, 1987, 1988, 1989, 1990, 1991, 1992, 1993, 1999, 2000, 2002, 2003, 2007, 2008, 2017, 2019, 2020, 2021

All-time division titles by the Oilers/Titans: 1960, 1961, 1962, 1967, 1991, 1993, 2000, 2002, 2008, 2020, 2021

SIX CONSECUTIVE WINNING SEASONS

With a winning record secured during the 2021 regular season, the Titans recorded their sixth season with a winning record in six seasons since **Jon Robinson** was hired as general manager.

In the "Titans era" (1999–present), the team never before had as many as three consecutive winning campaigns.

With this year's record, plus their 2020 finish of 11-5 and their 9-7 marks every season from 2016 through 2019, the Titans have built the second-longest active streak of winning seasons in the NFL.

Most current consecutive winning seasons (through 2021):

Team	Total	Seasons
1. Kansas City Chiefs	9	2013–2021
2. Tennessee Titans	6	2016–2021
3. Los Angeles Rams	5	2017–2021
New Orleans Saints	5	2017–2021
5. Buffalo Bills	3	2019–2021
Green Bay Packers	3	2019–2021
7. (four tied)	2	

WINNING IN THE AFC SOUTH

Since the start of the 2017 season, the Titans have built the best division record in the AFC South.

In six divisional games in 2021, the Titans finished with a 5-1 record for the second consecutive season. The mark tied (2017) for their second-best divisional record since the formation of the AFC South in 2002.

Best division winning percentage in the AFC South from 2017–2021:

Team	Wins	Losses	Ties	Win %
1. Tennessee Titans	21	9	0	.700
2. Indianapolis Colts	16	14	0	.533
3. Houston Texans	14	16	0	.467
4. Jacksonville Jaguars	9	21	0	.300

Best final division records for the Titans since the AFC South was formed in 2002:

Season	Wins	Losses	Win %
1. 2002	6	0	1.000
2. 2021	5	1	.833
2020	5	1	.833
2017	5	1	.833
3. 2008	4	2	.667
2003	4	2	.667
2006	4	2	.667
2007	4	2	.667
7. 2019	3	3	.500
2018	3	3	.500
2011	3	3	.500

WINNING CLOSE GAMES

Since the beginning of the 2018 season, no NFL team has more wins than the Titans in games decided by three points or less.

In 2021, the Titans were 6-1 in games decided by three points or less. Their six such wins led the NFL and were the most in franchise history. Twenty-seven teams in 2021 had no more than three wins of three points or less.

The Titans won their first three games of 2020 by a total of six points—a 16-14 victory at Denver followed by a 33-30 win against the Jaguars and a 31-30 win at Minnesota. They closed the season with a 41-38 win at Houston.

Most wins in games decided by three points or less, 2018–2021:

Team	W	L	T	Win%
1. Tennessee Titans	15	6	0	.714
2. Las Vegas Raiders	12	6	0	.667
3. New Orleans Saints	11	6	0	.647
4. Cleveland Browns	10	6	1	.618
Houston Texans	10	8	0	.556
Seattle Seahawks	10	9	0	.526
Los Angeles Chargers	10	11	0	.476
8. Green Bay Packers	9	5	1	.633
Los Angeles Rams	9	6	0	.600
Baltimore Ravens	9	8	0	.529

CONSECUTIVE 11+ WIN SEASONS

With a 12-5 record in 2021, the Titans secured the franchise's fourth all-time set of back-to-back 11-win seasons. As the Oilers, the team went 11-5 in 1979 and in 1980. During the "Titans era" (since 1999), the team was 13-3 in both 1999 and 2000, and then 11-5 and 12-4 in 2002 and 2003, respectively.

Consecutive 11-win seasons, franchise history (regular season):

Season 1	Season 2	Total
2020 (11-5)	2021 (12-5)	2
2002 (11-5)	2003 (12-4)	2
1999 (13-3)	2000 (13-3)	2
1979 (11-5)	1980 (11-5)	2

TITANS ON LONG REST

Since Mike Vrabel became the head coach of the Titans in 2018, the Titans are 4-0 following their bye. They won post-bye games in 2018 at the Dallas Cowboys, in 2019 and 2021 against the Jaguars, and in 2020 against the Buffalo Bills (bye adjusted in schedule due to COVID-19).

Additionally, the Titans are 4-0 since 2018 on long rest following Thursday night games. That includes wins in 2018 at the New York Giants, in 2019 at the Atlanta Falcons, in 2020 at the Baltimore Ravens and in 2021 against the Miami Dolphins.

The Titans are one of two undefeated NFL teams since 2018 in regular season games with nine or more rest days in between games. The Pittsburgh Steelers are the other such club.

Best winning percentage from 2018 to 2021 with nine or more rest days between games (regular season):

Team	Games	Wins	Losses	Ties	Win Pct
1. Tennessee Titans	8	8	0	0	1.000
Pittsburgh Steelers	8	8	0	0	1.000
3. Atlanta Falcons	9	7	2	0	.778
Dallas Cowboys	9	7	2	0	.778
5. Indianapolis Colts	8	6	2	0	.750
Kansas City Chiefs	8	6	2	0	.750
Baltimore Ravens	8	6	2	0	.750
8. New Orleans Saints	7	5	2	0	.714
9. Buffalo Bills	6	4	2	0	.667
10. (three tied)					.625

Note: Does not include season openers; nine-day rest period does not include game days

DEFEATING LAST YEAR'S PLAYOFF TEAMS

In 2021, the Titans played eight games against teams that made the NFL playoffs in 2020 and went 7-1 in those opportunities. Their record included wins against the Seattle Seahawks, Indianapolis Colts (twice), Buffalo Bills, Kansas City Chiefs, Los Angeles Rams and the New Orleans Saints, with their lone loss at the Pittsburgh Steelers.

With five such wins in consecutive fashion from Week 6 to Week 10, they became the second team in NFL history to win five straight contests with each of the wins coming at the expense of a participant in the previous year's postseason. They joined the 2003 Philadelphia Eagles as the only teams to do so.

Since the 1970 NFL-AFL merger, the Titans were one of eight teams to go 7-1 (.875) or better with a minimum of seven games against the previous season's playoff participants.

Highest winning percentage in a season since 1970 against the previous year's playoff participants (minimum seven games):

Team	Season	G	W	L	T	Win%
1. New England Patriots	2007	8	8	0	0	1.000
New England Patriots	2003	7	7	0	0	1.000
New Orleans Saints	2002	7	7	0	0	1.000
4. Tennessee Titans	2021	8	7	1	0	.875
New Orleans Saints	2018	8	7	1	0	.875
New England Patriots	2010	8	7	1	0	.875
Indianapolis Colts	2000	8	7	1	0	.875
Dallas Cowboys	1992	8	7	1	0	.875
9. (10 tied)						.857

SEVEN-POINT COMEBACKS UNDER VRABEL

The Titans' 34-31 come-from-behind victory over the Buffalo Bills on Oct. 18 marked the seventh time Mike Vrabel's Titans won after trailing by at least seven points in the fourth quarter, and it was the second such occasion in 2021. They were down 30-16 at Seattle (Sept. 19) before rallying to win 33-30 in overtime.

Since Vrabel's tenure began in 2018, the Titans have had the NFL's most fourth-quarter comebacks of seven or more points.

Most victories since 2018 after trailing by seven or more points in the fourth quarter:

Team	Wins
1. Tennessee Titans	7
2. Kansas City Chiefs	5
Green Bay Packers	5
4. New Orleans Saints	4
Pittsburgh Steelers	4
Los Angeles Chargers	4
7. Baltimore Ravens	3
Chicago Bears	3
Washington Football Team	3
Las Vegas Raiders	3
New York Jets	3
Minnesota Vikings	3

Titans wins from 2018 to 2021 after trailing by seven or more points in the fourth quarter:

Date	Opponent	Largest 4th Quarter Deficit	Final Score
Sept. 30, 2018	Philadelphia	10-17	26-23 (OT)
Dec. 2, 2018	N.Y. Jets	13-22	26-22
Nov. 10, 2019	Kansas City	20-29	35-32
Oct. 18, 2020	Houston	29-36	42-36 (OT)
Nov. 22, 2020	at Baltimore	13-21	30-24 (OT)
Sept. 19, 2021	at Seattle	16-30	33-30 (OT)
Oct. 18, 2021	Buffalo	24-31	34-31

MOST PLAYERS/STARTERS IN 2021

During the 2021 regular season, a total of 91 players appeared in at least one game for the Titans. More players participated in at least one game for the Titans than any other team in NFL history outside of the 1987 strike season that included replacement players.

A league-high total of 43 players were used on defense by the Titans in 2021. Their 39 players on offense tied the Jacksonville Jaguars for the most in the league, while their 78 special teams players tied the New York Jets for the highest total.

Additionally, the Titans were among this season's leaders in total number of starters used.

Most total players used in 2021:

Team	Players
1. Tennessee Titans	91
2. New York Jets	87
3. Detroit Lions	85
Houston Texans	85
New Orleans Saints	85
6. Washington Football Team	82
7. Carolina Panthers	81
8. Jacksonville Jaguars	80
9. Cleveland Browns	79
San Francisco 49ers	79

Most players used in an NFL season (does not include 1987 season):

Team	Season	Players
1. Tennessee Titans	2021	91
2. New York Jets	2021	87
Houston Texans	2021	85
Detroit Lions	2021	85
New Orleans Saints	2021	85
6. San Francisco 49ers	2020	84
Miami Dolphins	2019	84
8. Washington Football Team	2021	82
9. Carolina Panthers	2021	81
9. Philadelphia Eagles	2020	81
Jacksonville Jaguars	2020	81

Teams with the most players with at least one start in 2021:

Team	Starters
1. New Orleans Saints	56
2. Detroit Lions	55
3. New York Jets	54
4. Washington Football Team	53
5. Houston Texans	51
6. Chicago Bears	50
Philadelphia Eagles	50
8. Tennessee Titans	49
Cincinnati Bengals	49
Cleveland Browns	49
Jacksonville Jaguars	49
New York Giants	49



TIME OF POSSESSION LEADERS IN 2021

The Titans built one of the NFL's best ball-control teams in the NFL in 2021. Their average of 32 minutes and 40 seconds of possession ranked second in the NFL behind only the Green Bay Packers (32:43).

Highest average time of possession in 2021:

Team	Time of Possession
1. Green Bay Packers	32:43
2. Tennessee Titans	32:40
3. Baltimore Ravens	32:21
4. Indianapolis Colts	31:44
5. Buffalo Bills	31:33
6. Arizona Cardinals	31:15
7. Kansas City Chiefs	30:55
8. Denver Broncos	30:48
Cleveland Browns	30:48
10. Washington Football Team	30:43

RUSHING OFFENSE IN 2021

During the 2021 regular season, the Titans ranked fifth in the NFL with 2,404 rushing yards, an average of 141.4 yards per game. They also tied for third place in the NFL with 23 total rushing touchdowns.

NFL's top rushing offenses in 2021:

Team	Rush Yards	Per Game
1. Philadelphia Eagles	2,715	159.7
2. Indianapolis Colts	2,540	149.4
3. Baltimore Ravens	2,479	145.8
4. Cleveland Browns	2,471	145.4
5. Tennessee Titans	2,404	141.4
6. Buffalo Bills	2,209	129.9
7. San Francisco 49ers	2,166	127.4
8. New England Patriots	2,151	126.5
9. Dallas Cowboys	2,119	124.6
10. Arizona Cardinals	2,076	122.1

Most rushing touchdowns in 2021:

Team	Rush TD
1. Philadelphia Eagles	25
2. New England Patriots	24
3. Tennessee Titans	23
Arizona Cardinals	23
5. Indianapolis Colts	22
San Francisco 49ers	22
7. Buffalo Bills	20
Cleveland Browns	20
9. (four tied)	18

GOAL-TO-GO IN 2021

In 2021, the Titans led the NFL in goal-to-go efficiency for the third consecutive season. They scored touchdowns on 28 of their 32 goal-to-go possessions.

The 2020 Titans were a league-best 94.1 percent (32 of 34) in goal-to-go situations. Their percentage was the best in the NFL since the beginning of 2000. In 2019, the Titans led the league by reaching the end zone on 88.0 percent (22 of 25) of their goal-to-go possessions.

Best goal-to-go touchdown efficiency in 2021:

Team	Poss	TD	Pct
1. Tennessee Titans	32	28	87.5%
2. Dallas Cowboys	28	23	82.1%
3. Kansas City Chiefs	42	34	81.0%
Seattle Seahawks	21	17	81.0%
5. Cleveland Browns	24	19	79.2%
6. Miami Dolphins	32	25	78.1%
7. New England Patriots	31	24	77.4%
8. Buffalo Bills	40	30	75.0%
Tampa Bay Buccaneers	44	33	75.0%
Pittsburgh Steelers	24	18	75.0%

TOP OFFENSES SINCE 2020

Since the beginning of the 2020 campaign, the Titans have been one of the NFL's most productive offenses.

In 2021, the Titans finished with the fifth-ranked rushing offense (141.4 yards per game). They also placed 15th in scoring offense (24.65 points per game) and eighth in third-down percentage (43.6).

In 2020, the Titans tied for second place in total offense (396.4 yards per game), which was the franchise's highest ranking since finishing second in 1991. They also ranked second in rushing offense (168.1) and fourth in points per game (30.7).

The Titans also ranked fifth in the NFL from 2020 to 2021 on third down, converting 187 of their 418 attempts (44.7 percent).

NFL's top-ranked rushing offenses from 2020 to 2021 (yards per game):

Team	Rush Yards Per Game
1. Baltimore Ravens	168.2
2. Tennessee Titans	154.4
3. Cleveland Browns	146.8
4. Philadelphia Eagles	143.7
5. Indianapolis Colts	137.5
6. New England Patriots	136.3
7. Arizona Cardinals	130.7
8. New Orleans Saints	129.0
9. Minnesota Vikings	127.7
10. San Francisco 49ers	122.9

Most points per game from 2020 to 2021:

Team	Points Per Game
1. Tampa Bay Buccaneers	30.39
2. Buffalo Bills	29.82
3. Green Bay Packers	29.06
4. Kansas City Chiefs	28.88
5. Dallas Cowboys	28.03
6. Tennessee Titans	27.58
7. Indianapolis Colts	27.33
8. Arizona Cardinals	26.03
9. Los Angeles Chargers	26.00
10. Baltimore Ravens	25.91
Minnesota Vikings	25.91

Highest third-down percentage from 2020 to 2021:

Team	Third Down Pct.
1. Kansas City Chiefs	50.6%
2. Buffalo Bills	47.9%
3. Green Bay Packers	46.3%
4. Tampa Bay Buccaneers	45.4%
5. Tennessee Titans	44.7%
Los Angeles Chargers	44.7%
7. Los Angeles Rams	43.6%
8. Arizona Cardinals	42.6%
9. Baltimore Ravens	42.4%
10. New England Patriots	42.2%



TOUCHDOWNS SINCE 2019

Since the beginning of the 2019 season, the Titans rank near the top of the NFL in total touchdowns scored.

In 2020, the Titans finished with 62 total touchdowns, which ranked second in the NFL and second all-time for the franchise (66 in 1961).

Most total touchdowns from 2019 to 2021:

Team	Total Touchdowns
1. Tampa Bay Buccaneers	176
2. Tennessee Titans	165
3. Kansas City Chiefs	164
Green Bay Packers	164
5. Baltimore Ravens	160
6. Dallas Cowboys	155
7. New Orleans Saints	154
8. Seattle Seahawks	153
9. Buffalo Bills	152
10. San Francisco 49ers	151

RED ZONE SUCCESS SINCE 2019

During the past three seasons, the Titans have fielded the NFL's most efficient offense in the red zone. From 2019 to 2021, they had 121 touchdowns in 170 possessions inside their opponent's 20-yard line.

During the 2019 campaign alone, they scored touchdowns on 75.6 percent (34 of 45) of their drives inside the opponent's 20-yard line to lead the league. That was the third-best figure in the NFL since 1991 and the highest since the 2013 Denver Broncos (76.1 percent).

In 2020, their 75.0 percent rate in the red zone (48 of 64) ranked second to the Green Bay Packers (80.0 percent).

In 2021, the Titans offense was fifth in the NFL with touchdowns on 63.9 percent of trips inside the opponent's 20-yard line (39 of 61).

Top red zone offenses (touchdown percentage) from 2019–2021:

Team	RZ Drives	Touchdowns	TD Pct.
1. Tennessee Titans	170	121	71.2%
2. Green Bay Packers	180	121	67.2%
3. Seattle Seahawks	164	110	67.1%
4. Tampa Bay Buccaneers	183	122	66.7%
5. Minnesota Vikings	168	109	64.9%
6. Cleveland Browns	153	99	64.7%
7. New Orleans Saints	181	116	64.1%
8. Baltimore Ravens	180	115	63.9%
9. Philadelphia Eagles	161	102	63.4%
10. San Francisco 49ers	171	106	62.0%

Top red zone offenses (touchdown percentage) in 2021:

Team	RZ Drives	Touchdowns	TD Pct.
1. San Francisco 49ers	54	36	66.7%
2. Tampa Bay Buccaneers	68	45	66.2%
3. Seattle Seahawks	48	31	64.6%
4. Los Angeles Chargers	75	48	64.0%
5. Tennessee Titans	61	39	63.9%
6. Dallas Cowboys	65	41	63.1%
7. Buffalo Bills	77	48	62.3%
Philadelphia Eagles	61	38	62.3%
Minnesota Vikings	53	33	62.3%
10. Cleveland Browns	50	31	62.0%

YARDS PER PLAY SINCE 2019

Since the start of the 2019 season, the Titans rank in the top 10 in the NFL in average net yards per offensive play.

The 2019 Titans finished the season with 5,805 total yards on 949 total plays. Their average of 6.12 yards per play was the fourth-best in the NFL. They finished fourth again in 2020, averaging 6.15 yards per play (1,031 plays, 6,343 yards).

Highest average yards per play since 2019:

Team	Yards Per Play
1. Kansas City Chiefs	6.15
2. Tampa Bay Buccaneers	5.99
3. San Francisco 49ers	5.93
Dallas Cowboys	5.93
5. Minnesota Vikings	5.89
6. Las Vegas Raiders	5.84
7. Green Bay Packers	5.83
8. Baltimore Ravens	5.79
9. Tennessee Titans	5.77
10. Seattle Seahawks	5.76

2021 RUSHING DEFENSE

During the 2021 regular season, the Titans placed second in the NFL in rushing defense. Their opponents rushed for an average of 84.6 yards per contest. Only the Baltimore Ravens (84.5) defense allowed fewer yards on the ground.

The Titans allowed only one individual 100-yard rusher in 2021 and did not allow one after Jacksonville's **James Robinson** had 149 rushing yards in Week 5 (Oct. 10).

In the final five weeks of the season, no team rushed for more than 83 yards against the Titans defense.

Top rushing defenses in 2021 (yards per game):

Team	Opp Rush Yards	Per Game
1. Baltimore Ravens	1,436	84.5
2. Tennessee Titans	1,438	84.6
3. Tampa Bay Buccaneers	1,573	92.5
4. New Orleans Saints	1,589	93.5
5. Cincinnati Bengals	1,742	102.5
6. Los Angeles Rams	1,754	103.2
7. San Francisco 49ers	1,760	103.5
8. Washington Football Team	1,775	104.4
9. Philadelphia Eagles	1,834	107.9
10. Indianapolis Colts	1,854	109.1

2021 THIRD-DOWN DEFENSE

The Titans finished the 2021 season ranked sixth in third-down defense, allowing opponents to convert on 77 of their 210 chances for a rate of 36.7 percent.

Over the final month of the season (Weeks 15-18), the Titans ranked third in the NFL by allowing opponents to convert only 28.6 percent on third down (12 of 42). Only the Buffalo Bills (20.8) and Las Vegas Raiders (26.4) fared better in that span.

Top third-down defenses in 2021:

Team	Opponents Third-Down...		
	Att	Conv	Pct
1. Buffalo Bills	214	66	30.8%
2. Dallas Cowboys	223	76	34.1%
3. Baltimore Ravens	201	70	34.8%
4. Minnesota Vikings	214	78	36.4%
5. New England Patriots	211	77	36.5%
6. Tennessee Titans	210	77	36.7%
7. Pittsburgh Steelers	232	86	37.1%
8. New Orleans Saints	240	89	37.1%
9. Carolina Panthers	217	82	37.8%
10. Arizona Cardinals	207	79	38.2%

MOST SACKS IN 2021

The Titans defense emerged as one of the top units in the NFL in sacking opposing quarterbacks in 2021. With 43 sacks, the Titans tied for ninth place in the NFL and tied for third in the AFC.

Outside linebacker **Harold Landry III** led the team with 12 sacks, followed by defensive linemen **Denico Autry** (nine) and **Jeffery Simmons** (8.5).

Landry, Autry and Simmons made the Titans the only NFL team in 2021 to feature three different players with at least eight sacks. The Pittsburgh Steelers and Tampa Bay Buccaneers accomplished the feat in 2020.

Most sacks in 2021:

Team	Sacks
1. Pittsburgh Steelers	55
2. Minnesota Vikings	51
3. Los Angeles Rams	50
4. Chicago Bears	49
5. San Francisco 49ers	48
6. Miami Dolphins	48
7. Tampa Bay Buccaneers	47
8. New Orleans Saints	46
9. Tennessee Titans	43
Cleveland Browns	43

DEFENSE IN THE RED ZONE

Opponents scored touchdowns on 30 of their 58 drives inside the red zone against the Titans in 2021. The Titans defense finished seventh in the NFL with a rate of 51.7 percent of opponent red-zone drives finishing with touchdowns.

Top red zone defenses (touchdown percentage) in 2021:

Team	Opp		
	RZ Drives	Touchdowns	TD Pct.
1. New Orleans Saints	46	20	43.5%
2. New England Patriots	48	23	47.9%
3. Denver Broncos	42	21	50.0%
4. Seattle Seahawks	61	31	50.8%
5. Pittsburgh Steelers	59	30	50.8%
6. Buffalo Bills	45	23	51.1%
7. Tennessee Titans	58	30	51.7%
8. Los Angeles Rams	56	29	51.8%
9. New York Giants	71	37	52.1%
10. Tampa Bay Buccaneers	59	31	52.5%

LEAST PENALIZED TEAMS FROM 2018-2021

Under head coach **Mike Vrabel**, who was named to his current post in 2018, the Titans have been one of the NFL's least penalized teams.

From 2018-20, the Titans were called for the second-fewest total penalties in the NFL—267 total infractions. Only the New England Patriots (249) fared better.

In 2018, the Titans were called for only 82 penalties, leading the NFL and setting a team record for the lowest number in a 16-game season (since 1978, excluding strike-shortened 1982 and 1987 seasons). They received no more than four penalties in nine of their 16 games. The previous franchise record for fewest penalties in a 16-game season was 84 by the 1983 Oilers.

Fewest total penalties from 2018-2021:

Team	Penalties
1. New England Patriots	344
2. Green Bay Packers	361
Los Angeles Rams	361
4. Cincinnati Bengals	362
5. Indianapolis Colts	369
6. Tennessee Titans	370
7. New York Giants	373
8. Miami Dolphins	379
9. Minnesota Vikings	381
Carolina Panthers	381

2021 HONORS

2021 Titans Team Captains (Seasons as Titans Captain)

S Kevin Byard (3)
 RB Derrick Henry (2)
 P Brett Kern (2)
 DT Jeffery Simmons (1)
 QB Ryan Tannehill (2)

Pro Bowl (Number of Pro Bowls with Titans, Total Career Selections)

S Kevin Byard (2,2)
 OLB Harold Landry III (1,1)
 G Rodger Saffold III (1,1)
 DT Jeffery Simmons (1,1)

Associated Press

Coach of the Year: Mike Vrabel
 First-Team All-Pro: S Kevin Byard
 Second-Team All-Pro: DT Jeffery Simmons

Titans Walter Payton Man of the Year

RB Derrick Henry

Ed Block Courage Award

WR Nick Westbrook-Ikhine

AFC Player of the Week

Week 2—Offense: RB Derrick Henry
 Week 6—Offense: RB Derrick Henry
 Week 8—Special Teams: K Randy Bullock
 Week 18—Offense: QB Ryan Tannehill

AFC Player of the Month

October—Defense: S Kevin Byard

FedEx Air & Ground Players of the Week

Week 2—Ground: RB Derrick Henry
 Week 3—Ground: RB Derrick Henry
 Week 5—Ground: RB Derrick Henry

NFL on FOX Awards

NFL Coach of the Year: Mike Vrabel

Pro Football Focus

First-Team All-Pro: S Kevin Byard

Pro Football Writers of America

Coach of the Year: Mike Vrabel
 All-NFL & All-AFC: S Kevin Byard

Sporting News

Coach of the Year: Mike Vrabel
 All-Pro: S Kevin Byard

101 Awards

AFC Coach of the Year: Mike Vrabel



KEY NUMBERS

2

Consecutive division titles won by the Titans, marking the first time the franchise accomplished the feat since the Oilers won three consecutive division championships from 1960 to 1962.

3

Titans defensive players with at least eight sacks in 2021: **Harold Landry III** (12), **Denico Autry** (nine) and **Jeffery Simmons** (8.5). Each player either matched a career high (Autry) or established a new career high (Landry and Simmons). The Titans were the only NFL team in 2021 to have three or more players with eight sacks each.

5

Players in 2021 with a minimum of 50 tackles, eight sacks and five passes defended: **Cameron Heyward**, **Maxx Crosby**, **T.J. Watt**, **Cameron Jordan** and **Jeffery Simmons**.

6

Consecutive winning seasons for the Titans from 2016 to 2021—every season since executive vice president/general manager **Jon Robinson** joined the team. It is the second-longest such streak in franchise history trailing only the Oilers' seven consecutive winning records from 1987 through 1993. The Titans and Kansas City Chiefs were the only teams to post winning seasons every year from 2016 to 2021.

11

Career games by **A.J. Brown** with at least 100 yards and one touchdown receiving. Since he entered the NFL in 2019, his total ranks third behind only **Davante Adams** (14) and **Cooper Kupp** (14).

12

Wins by the Titans in 2021. For the fourth time in franchise history, the team won at least 11 games in consecutive seasons.

12

Career-high sacks by outside linebacker **Harold Landry III** in 2021. It was the highest total by any Titans player since **Jason Babin** had 12.5 sacks in 2010.

13

Game-winning drives by **Ryan Tannehill** since the time he arrived in Tennessee in 2019. He ranks second in the NFL (**Derek Carr**) in that time period.

23

Interceptions from 2017 to 2021 by Titans safety **Kevin Byard**, who ranks first among safeties and third in the NFL in that time period behind **Xavien Howard** (26) and **J.C. Jackson** (24).

25

Seasons, including 2021, that the Titans franchise has spent in Tennessee (1997 to 2021).

43


Total wins, including playoffs, by **Mike Vrabel** as a head coach. He tied **Jack Pardee** (43 wins 1990–1992) for the most wins in a head coach's first four seasons in franchise history.

91

League-high number of players who appeared in at least one game for the Titans during the regular season. It was the highest number in NFL history in any non-strike year.

6,797

Career rushing yards by **Derrick Henry**, who ranks fourth in franchise history and second among all NFL players since he entered the NFL in 2016 (7,386 by **Ezekiel Elliott**).



TITANS QUARTERBACKS

No.	Name	Ht	Wt	Exp	College
17	Tannehill, Ryan	6-4	217	10	Texas A&M
5	Woodside, Logan	6-1	213	2	Toledo

#17 • QB RYAN TANNEHILL

6-4, 207, 10th Year (3rd with Titans), Texas A&M
[Click for complete bio](#)



Quarterback **Ryan Tannehill** completed his 10th NFL season and his third campaign with the Titans in 2021.

In his first three seasons in Tennessee, Tannehill built a 30-13 record as a starting quarterback and led the team to the postseason three times, becoming the franchise's first starting quarterback since **Warren Moon** (1987 to 1993) to direct his team to the playoffs in at least three consecutive seasons. After appearing in the AFC championship game as a wild card team in 2019, the Titans won consecutive division titles in 2020 and 2021, a first for the franchise since the Oilers took the first three AFL Eastern Division titles from 1960 to 1962. Tannehill's 30 wins were the most by any starting quarterback in franchise history in the player's first three seasons with the organization, surpassing the 28 by **George Blanda** from 1960 to 1962.

Tannehill started every game from Week 7 of the 2019 campaign through the end of 2021. His 43 consecutive starts in the regular season tied **Steve McNair** (2001-03) for the most in franchise history by a starting quarterback. During that time, Tannehill's 102.3 passer rating ranked sixth in the NFL. Also, Tannehill's 13 total game-winning drives in that span ranked second in the NFL behind only Raiders quarterback **Derek Carr's** 14.

In 2021, he placed third on the franchise's single-season passing charts in attempts (531), completions (357) and completion percentage (67.2), and he ranked fourth with 3,734 passing yards. He became the only quarterback other than Moon (1989-1991) to record multiple seasons with at least 3,500 passing yards with the franchise. Additionally, he rushed for 270 yards, and his seven rushing touchdowns ranked second among NFL signal callers behind **Jalen Hurts' 10**. Tannehill was the first quarterback in franchise annals with at least seven rushing touchdowns in back-to-back seasons.

After receiving a multi-year contract extension during the 2020 offseason, Tannehill responded with 16 starts for the first time since 2015 and produced one of the best seasons of any quarterback in franchise history. A Titans team captain for the first time, his statistics finished in the top five of several of the organization's single-season record lists, including 40 total touchdowns (first), a 106.5 passer rating (second), 3,819 passing yards (third), 33 touchdown passes (tied for second), 65.5 completion percentage (fourth) and 7.9 yards per attempt (tied for fifth). Tannehill became the fourth player in NFL history with a passer rating of at least 106.0 in consecutive seasons, joining **Drew Brees** (2018-20), **Russell Wilson** (2018-19) and **Aaron Rodgers** (2011-12).

Also in 2020, Tannehill and Buffalo's **Josh Allen** became the fourth and fifth quarterbacks in NFL history with at least 3,800 passing yards, 33 passing touchdowns and seven rushing touchdowns in the same season. Only **Cam Newton** (2015), **Daunte Culpepper** (2000) and **Steve Young** (1994) had done so previously.

In 2019, Tannehill set single-season franchise records and led the NFL with a 117.5 passer rating and a passing average of 9.6 yards per attempt. His passer rating was the fourth-highest figure in NFL history among qualifiers. Additionally, he set a club record and placed third in the NFL with a 70.3 completion percentage.

Tannehill was named AFC Offensive Player of the Month for December 2019 and was named to his first career Pro Bowl. He also won the Associated Press Comeback Player of the Year Award.

Originally a first-round selection (eighth overall) by the Miami Dolphins in the 2012 NFL Draft, Tannehill was acquired by the Titans in a trade with

the Dolphins on March 15, 2019. The Titans sent a 2019 seventh-round pick and a 2020 fourth-round selection to Miami in exchange for Tannehill and a 2019 sixth-rounder.

Over his seven seasons in Miami, he started 88 games, threw for 20,434 yards and 123 touchdowns, and rushed for 1,210 yards and six scores. When he left Miami, he ranked second in franchise history behind **Chad Pennington** in both career completion percentage (62.8) and career passer rating (87.0). He authored 13 game-winning drives for the Dolphins.

From 2012 through 2015, Tannehill's passing yardage total—15,460 yards—was the third highest mark in NFL history for a player's first four seasons, behind only **Peyton Manning** and **Dan Marino**. Tannehill's two 4,000-yard passing seasons (2015 and 2014) were the only ones recorded by a Dolphins quarterback other than Marino (six times). The Dolphins reached the playoffs in 2016, breaking an eight-year postseason drought.

A native of Big Spring, Texas, Tannehill attended Texas A&M, where he earned honorable mention All-America honors as a senior. He played both quarterback and wide receiver, passing for 5,450 yards and 42 touchdowns and adding 112 receptions for 1,596 yards and 10 scores.

2021 Game Notes:

➤ **Against Arizona (9/12)**, completed 21 of 35 passes for 212 yards with one touchdown and one interception (74.9 passer rating). He completed a 39-yard pass to Chester Rogers on a flea flicker in the second quarter and threw a 13-yard touchdown pass to A.J. Brown in the third quarter. It was his 14th consecutive game with at least one touchdown pass, tying **George Blanda** (14 games from 1961-1962) for the fifth-longest such streak in franchise history. He scored a touchdown on a one-yard rushing attempt in the second quarter to give him four consecutive games with at least one touchdown run, dating back to the 2020 season. He became the first quarterback in franchise history to rush for at least one touchdown in four consecutive contests. He also became the first player for the franchise and only the third NFL player since 1970 to register four consecutive games with at least one touchdown pass and at least one rushing touchdown, joining **Kyler Murray** (five in 2020) and **Michael Vick** (four in 2010).

➤ **At Seattle (9/19)**, completed 27 of 40 passes for 347 yards (94.5 passer rating), leading the team to an overtime victory. He added 27 rushing yards on four attempts. He recorded his 23rd career game-winning drive and his 10th game-winning drive since joining the Titans in 2019. It was his 23rd career 300-yard passing game and his 10th such performance since joining the Titans in 2019. He had a 51-yard completion to Julio Jones in the second quarter.

➤ **Against Indianapolis (9/26)**, completed 18 of 27 passes for 197 yards with three touchdowns and two interceptions for a passer rating of 94.2. It was his 24th career game with at least three touchdown passes. He also tied his career high with 56 rushing yards on five attempts. He converted a third down with a 17-yard run in the first quarter and added a 28-yard run in the third quarter. All three touchdown passes were delivered to players with whom he had never previously connected for a touchdown: a six-yard touchdown pass to wide receiver Chester Rogers in the first quarter, an 18-yarder to wide receiver Nick Westbrook-Ikhine in the second quarter and a 10-yarder to running back Jeremy McNichols in the fourth quarter.

➤ **At New York Jets (10/3)**, completed 30 of 49 passes for 298 yards with one touchdown and no interceptions (85.2 passer rating). His 49 attempts tied for the second-highest total of his career and were his most since his career-high 58 attempts at the Jets as a member of the Dolphins on Nov.



29, 2015. His 30 completions tied for the fifth-highest total of his career. He helped tie the score in the final minute of the fourth quarter with a two-yard touchdown pass to Cameron Batson. He also completed a pass to MyCole Pruitt for a two-point conversion in the fourth quarter.

➤ **At Jacksonville (10/10)**, completed 14 of 22 passes for 197 yards and a touchdown without throwing an interception (107.6 passer rating). He completed a 14-yard touchdown pass to MyCole Pruitt in the second quarter. He added 21 rushing yards on three attempts. The win improved his record to 10-2 within the AFC South since he became the Titans' starter in 2019.

➤ **Against Buffalo (10/18)**, completed 18 of 29 passes for 216 yards with one interception and added a rushing touchdown on Monday Night Football. In the second half, he was 14-of-17 for 145 yards with no interceptions (102.2 passer rating). He completed a 48-yard pass to Julio Jones in the second quarter and rushed for a four-yard touchdown in the second quarter. He was credited with his 24th career game-winning drive and his 11th game-winning drive since joining the Titans in 2019. He completed all five of his pass attempts for 58 total yards during the go-ahead drive in the fourth quarter.

➤ **Against Kansas City (10/24)**, completed 21 of 27 passes for 270 yards with one touchdown and one interception. He added two rushing attempts for six yards and a touchdown. His 105.2 passer rating gave him his 21st performance with the Titans in which he recorded at least a 100.0 passer rating, which ranks third in franchise history after passing Marcus Mariota (20) and trailing only Steve McNair (40) and Warren Moon (33). He had a streak of 21 consecutive pass completions before his first incompletion in the second quarter. He completed his last 10 passes in the previous game against Buffalo (Oct. 18) and his first 11 passes against the Chiefs. He rushed for a two-yard touchdown in the second quarter, notching his third rushing touchdown of 2021 and the 20th rushing touchdown of his career. It was his second game of 2021 and his 12th career game in which he had at least one passing touchdown and at least one rushing touchdown. In the second quarter, he found A.J. Brown for a 46-yard completion, and five plays later, he connected with Brown on a 24-yard touchdown pass.

➤ **At Indianapolis (10/31)**, completed 23 of 33 passes for 265 yards with three touchdowns and two interceptions for a passer rating of 98.7. He added 26 rushing yards on two attempts. He threw a six-yard touchdown pass to Geoff Swaim and a 57-yard touchdown pass to A.J. Brown in the second quarter, and he tossed a five-yard touchdown pass to Nick Westbrook-Ikhine in the third quarter. He registered his second game of 2021 with three (or more) touchdown passes and the 24th such performance of his career. He was credited with his 25th career game-winning drive, including 12 game-winning drives since joining the Titans in 2019.

➤ **At Los Angeles Rams (11/7)**, completed 19 of 27 passes for 143 yards with one touchdown and one interception (79.7 passer rating) on Sunday Night Football. He added a rushing touchdown. In the second quarter, he completed a two-yard touchdown pass to Geoff Swaim and rushed for a one-yard touchdown to convert a fourth down. Reached four rushing touchdowns for the third consecutive season. Prior to joining the Titans, his career high for rushing touchdowns in a season was two touchdowns as a rookie in 2012. He registered his third game of 2021 and the 13th game of his career with at least one passing touchdown and at least one rushing touchdown.

➤ **Against New Orleans (11/14)**, completed 19 of 27 passes for 213 yards with one touchdown and no interceptions. He registered a 105.9 passer rating, improving his record to 19-3 in contests with a 100-plus passer rating since joining the Titans in 2019. He tossed a two-yard touchdown pass to MyCole Pruitt in the third quarter and rushed for a one-yard touchdown in the second quarter. He logged his fourth game of 2021 and the 14th game of his career with at least one passing touchdown and at least one rushing touchdown.

➤ **Against Houston (11/21)**, passed for 323 yards to record his 24th career 300-yard passing game and his eighth such performance since joining the Titans in 2019. His eight 300-yard games with the Titans put him in a tie with Marcus Mariota for fourth place in franchise history. He completed an 18-yard touchdown pass to Dez Fitzpatrick in the third quarter. His 52 pass attempts were the second-most passes of his career. It was the most passes attempted by a Titans quarterback since Ryan Fitzpatrick's 58 attempts in an overtime game against the Arizona Cardinals on Dec. 15, 2013. His 35 completions tied for the most in his career (35 against Minnesota on Dec. 21, 2014) and were the most passes completed by a Titans quarterback since Fitzpatrick's 36 completions against the Cardinals (Dec. 15, 2013). Tannehill's 35 completions tied for seventh in franchise history for a single game. He went over the 4,000-yard mark in pass attempts for his career (4,046).

➤ **At New England (11/28)**, competed 11 of 21 passes for 93 yards with one touchdown and one interception. In the first half, he was 10-of-13



passing for 79 yards and one touchdown for a 117.1 passer rating. He completed his first eight passes of the game before his first incompletion in the second quarter. Also in the second quarter, he tossed a one-yard touchdown pass to Nick Westbrook-Ikhine. He added 24 rushing yards on five attempts.

➤ **Against Jacksonville (12/12)**, completed 20 of 31 passes for 191 yards with no interceptions (81.5 passer rating). He rushed for 29 yards and three first downs on four attempts. His rushing performance included a 17-yard gain in the first quarter and a five-yard touchdown in the third quarter.

➤ **At Pittsburgh (12/19)**, completed 23 of 32 passes for 153 yards with one interception and added five rushing attempts for 18 yards and a touchdown. He recorded his seventh rushing touchdown of the season on a one-yard run in the first quarter, tying the career high he set in 2020. He reached the 3,000-yard passing mark (3,118) for the second consecutive season and for the sixth time in his career. He also eclipsed 30,000 career passing yards, becoming the 51st player in NFL history to reach the mark.

➤ **Against San Francisco (12/23)**, completed 22 of 29 passes for 209 yards with one touchdown and no interceptions. He registered a passer rating of 106.8, earning his 45th career game with a passer rating of at least 100.0 and his 23rd such performance since joining the Titans in 2019. He added 22 rushing yards on three attempts, including a 23-yard scramble in the final two minutes of the fourth quarter to help set up the game-winning field goal. He was credited with the 26th game-winning drive of his career, including a league-high 13 game-winning drives since joining the Titans in 2019. In the fourth quarter, he recorded a 42-yard completion to A.J. Brown to convert a third-and-23, and four plays later, he found Brown for an 18-yard touchdown. On third down, he was 11-of-13 (84.6 percent) for 149 yards with a passer rating of 114.4. He converted a career-high nine third downs on passing attempts. He previously had two career games in which he converted eight third downs on passing attempts, most recently against Detroit on Dec. 20, 2020. With his passing touchdown, he extended his streak to 13 consecutive games with at least one passing or rushing touchdown. He notched his 30th total win since joining the Titans in 2019, including 28 wins in the regular season and a pair of victories in the postseason.

➤ **Against Miami (1/2)**, completed 13 of 18 passes for 120 yards with no interceptions and two touchdowns against his former team (127.1 passer rating). He registered his third game of 2021 with at least two touchdown passes, completing a one-yard touchdown pass to Geoff Swaim in the first quarter and a 15-yard touchdown pass to Anthony Firkser in the fourth quarter. His 29th win as a starter in regular-season games with the Titans gave him more wins than any other starting signal caller in franchise history over the player's first three years with the club. He eclipsed the benchmark set by George Blanda, who won 28 regular season starts for the Oilers from 1960 to 1962. He tied Marcus Mariota (29) for sixth place on the team's all-time wins list for starting quarterbacks. With the division-clinching win, he became the franchise's first starting quarterback since Warren Moon (1987 to 1993) to direct his team to the playoffs in at least three consecutive seasons.

➤ **At Houston (1/9)**, completed 23 of 32 passes for 287 yards with four touchdowns and no interceptions. His four touchdown passes tied his career high, and his 138.9 passer rating was the fifth-best of his career in a game with the qualifying minimum of 20 attempts. He completed three touchdown passes in second quarter, marking the second occasion of his career with three touchdown passes in a single quarter (first quarter against Houston on Oct. 25, 2015). His second-quarter scoring tosses included a five-yard

touchdown to Anthony Firkser, a 14-yarder to A.J. Brown and a four-yarder to Nick Westbrook-Ikhine, and he added a three-yard touchdown pass to Julio Jones in the fourth quarter, which proved to be the difference in the 28-25 win. In the fourth quarter, he escaped pressure to complete a 36-yard pass to Nick Westbrook-Ikhine and convert a third down. With 3,734 passing yards in 2021, he became the only quarterback other than Warren Moon (1989–1991) to record multiple seasons with at least 3,500 passing yards with the franchise. His 2021 passing yardage total ranked fourth in franchise history. His 531 passing attempts in 2021 ranked third in franchise history, as did his 357 completions and his 67.2 completion percentage. For his performance, he was named the AFC Offensive Player of the Week for the third time in his career.

➤ **Against Cincinnati (1/22)**, completed 15 of 24 passes for 220 yards with

one touchdown and three interceptions in a divisional playoff contest. His 220 passing yards established a postseason career high, surpassing his 209 yards at Kansas City on Jan. 19, 2020. He tossed a 33-yard touchdown pass to A.J. Brown in the third quarter, and his completions also included a 41-yard pass to Brown in the second quarter and a 40-yard pass to Brown in the third quarter. With his seventh career postseason touchdown pass with the Titans, he passed Steve McNair (six) for sole possession of second place on the franchise's postseason list behind only Warren Moon (15). He extended his streak to a career-best 16 consecutive regular-season and/or postseason games with at least one passing or rushing touchdown. He also moved past Marcus Mariota (463 postseason passing yards) for fifth on the franchise's all-time postseason list with 534 passing yards in the playoffs.

Tannehill's 2021 Game-by-Game Statistics:

Date/Opp	W-L	G/S	Passing													Rushing				
			Att	Cmp	Pct	Yds	Yd/Att	TD	TD%	Int	Int%	Lg	Sack	Lost	Rate	Att	Yds	Avg	Lg	TD
9/12 vs. Ari	L	QB	35	21	60.0	212	6.06	1	2.9	1	2.9	39	6	56	74.9	2	17	8.5	16	1
9/19 at Sea	W	QB	40	27	67.5	347	8.68	0	0.0	0	0.0	51	3	27	94.5	4	27	6.8	19	0
9/26 vs. Ind	W	QB	27	18	66.7	197	7.30	3	11.1	2	7.4	26	1	9	94.2	5	56	11.2	28	0
10/3 at NYJ	L	QB	49	30	61.2	298	6.08	1	2.0	0	0.0	27	7	45	85.2	3	9	3.0	7	0
10/10 at Jax	W	QB	22	14	63.6	197	8.95	1	4.5	0	0.0	26	3	13	107.6	3	21	7.0	8	0
10/18 vs. Buf	W	QB	29	18	62.1	216	7.45	0	0.0	1	3.4	48	0	0	70.5	2	3	1.5	4t	1
10/24 vs. KC	W	QB	27	21	77.8	270	10.00	1	3.7	1	3.7	46	1	9	105.2	2	6	3.0	4	1
10/31 at Ind	W	QB	33	23	69.7	265	8.03	3	9.1	2	6.1	57t	3	18	98.7	2	26	13.0	13	0
11/7 at LAR	W	QB	27	19	70.4	143	5.30	1	3.7	1	3.7	16	3	18	79.7	2	3	1.5	2	1
11/14 vs. NO	W	QB	27	19	70.4	213	7.89	1	3.7	0	0.0	50	2	15	105.9	5	1	0.2	2	1
11/21 vs. Hou	L	QB	52	35	67.3	323	6.21	1	1.9	4	7.7	46	2	6	58.4	2	3	1.5	3	0
11/28 at NE	L	QB	21	11	52.4	93	4.43	1	4.8	1	4.8	24	2	8	60.2	5	24	4.8	11	0
12/12 vs. Jax	W	QB	31	20	64.5	191	6.16	0	0.0	0	0.0	24	4	30	81.5	4	29	7.3	17	1
12/19 at Pit	L	QB	32	23	71.9	153	4.78	0	0.0	1	3.1	18	4	36	68.9	5	18	3.6	11	1
12/23 vs. SF	W	QB	29	22	75.9	209	7.21	1	3.4	0	0.0	42	4	21	106.8	3	22	7.3	23	0
1/2 vs. Mia	W	QB	18	13	72.2	120	6.67	2	11.1	0	0.0	28	1	10	127.1	4	7	1.8	5	0
1/9 at Hou	W	QB	32	23	71.9	287	8.97	4	12.5	0	0.0	36	1	6	138.9	2	-2	-1.0	-1	0
Postseason																				
1/22 vs. Cin	L	QB	24	15	62.5	220	9.17	1	4.2	3	12.5	41	1	7	66.7	3	12	4.0	8	0

Tannehill's Career Regular Season Statistics (2012-18 with Miami):

Year	G	S	Passing													Rushing				
			Att	Cmp	Pct	Yds	Yd/Att	TD	TD%	Int	Int%	Lg	Sack	Lost	Rate	Att	Yds	Avg	Lg	TD
2012	16	16	484	282	58.3	3,294	6.8	12	2.5	13	2.7	80	35	234	76.1	49	211	4.3	31	2
2013	16	16	588	355	60.4	3,913	6.7	24	4.1	17	2.9	67	58	399	81.7	40	238	6.0	48	1
2014	16	16	590	392	66.4	4,045	6.9	27	4.6	12	2.0	50	46	337	92.8	56	311	5.6	40	1
2015	16	16	586	363	61.9	4,208	7.2	24	4.1	12	2.0	54	45	420	88.7	32	141	4.4	28	1
2016	13	13	389	261	67.1	2,995	7.7	19	4.9	12	3.1	74	29	216	93.5	39	164	4.2	18	1
2017	0	0	Injured Reserve																	
2018	11	11	274	176	64.2	1,979	7.2	17	6.2	9	3.3	75	35	279	92.7	32	145	4.5	20	0
2019	12	10	286	201	70.3	2,742	9.6	22	7.7	6	2.1	91	31	212	117.5	43	185	4.3	25	4
2020	16	16	481	315	65.5	3,819	7.9	33	6.9	7	1.5	75	24	173	106.5	43	266	6.2	45	7
2021	17	17	531	357	67.2	3,734	7.0	21	4.0	14	2.6	57t	47	327	89.6	55	270	4.9	28	7
Totals	133	131	4,209	2,702	64.2	30,729	7.3	199	4.7	102	2.4	91t	350	2,597	91.7	389	1,931	5.0	48	24

Tannehill's Career Postseason Statistics:

Year	G	S	Passing													Rushing				
			Att	Cmp	Pct	Yds	Yd/Att	TD	TD%	Int	Int%	Lg	Sack	Lost	Rate	Att	Yds	Avg	Lg	TD
2016	0	0	0	0	-	0	-	0	-	0	-	-	0	0	-	0	0	-	-	0
2019	3	3	60	36	60.0	369	6.2	5	8.3	1	1.7	45	5	40	98.5	13	35	2.7	9	1
2020	1	1	26	18	69.2	165	6.3	1	3.8	1	3.8	35	1	7	83.0	2	6	3.0	4	0
2021	1	1	24	15	62.5	220	9.2	1	4.2	3	12.5	41	1	7	66.7	3	12	4.0	8	0
Totals	5	5	110	69	62.7	754	6.9	7	6.4	5	4.5	45t	7	54	85.2	18	53	2.9	9	1

Tannehill's Regular Season Single-Game Highs:

- Attempts** - 58 at N.Y. Jets (11/29/15)
- Completions** - 35 (Twice, last vs. Houston, 11/21/21)
- Passing Yards** - 431 at Arizona (9/30/12)
- Touchdown Passes** - 4 (Five times, last at Houston, 1/9/22)
- Long Completion** - 91t at Oakland (12/8/19)
- Completion Percentage** - 79.3 vs. L.A. Chargers (10/20/19)
- Passer Rating** - 155.3 vs. Oakland (9/23/18)
- Rushing Attempts** - 8 (Twice, last at N.Y. Jets, 9/16/18)
- Rushing Yards** - 56 (Twice, last vs. Indianapolis, 9/26/21)
- Long Rush** - 48 at Pittsburgh (12/8/13)
- Rushing Touchdowns** - 2 (Three times, last at Houston, 1/3/21)

Tannehill's Playoff Single-Game Highs:

- Attempts** - 31 at Kansas City (1/19/20)
- Completions** - 21 at Kansas City (1/19/20)
- Passing Yards** - 220 vs. Cincinnati (1/22/22)
- Touchdown Passes** - 2 (Twice, last at Kansas City, 1/19/20)
- Long Completion** - 45t at Baltimore (1/11/20)
- Completion Percentage** - 69.2 vs. Baltimore (1/10/21)
- Passer Rating** - 108.1 at Kansas City (1/19/20)
- Rushing Attempts** - 6 at Baltimore (1/11/20)
- Rushing Yards** - 13 at Baltimore (1/11/20)
- Long Rush** - 9 at Baltimore (1/11/20)
- Rushing Touchdowns** - 1 at Baltimore (1/11/20)

RYAN TANNEHILL'S STARTING RECORD WHEN ...

Record When Tannehill	Regular Season			Playoffs	
	2021	2019-21	Career	2021	Career
Starts at quarterback	12-5	30-13	72-59	0-1	2-3
Starts vs. division opponents	5-1	13-3	26-22	0-0	0-0
Passes for 300 or more yards	1-1	5-3	11-13	0-0	0-0
Completes 1 or more TD passes	9-4	26-12	63-43	0-1	2-3
Completes 2 or more TD passes	4-0	19-5	46-17	0-0	1-1
Completes 3 or more TD passes	3-0	9-2	20-5	0-0	0-0
Starts and passes for no INTs	7-1	20-4	45-19	0-0	1-1
Completes 70.0% of his passes	6-1	16-1	35-6	0-0	0-0
Has a passer rating of 80.0+	10-1	27-8	64-28	0-0	1-1
Has a passer rating of 90.0+	9-0	26-5	58-13	0-0	1-1
Has a passer rating of 100.0+	6-0	22-3	40-7	0-0	1-1
Sacked 0 times	1-0	4-0	7-3	0-0	0-0
Rushes for 1 or more TDs	5-2	10-5	12-9	0-0	1-0
Rushes for 2 or more TDs	0-0	3-0	3-0	0-0	0-0
Rushes and Passes for 1 TD	3-1	8-4	9-5	0-0	1-0

A NEW START

Since **Ryan Tannehill's** first start with the Titans, which took place Oct. 20, 2019 against the Los Angeles Chargers, he has been one of the NFL's passing leaders in several categories. He is in the NFL's top 10 in passer rating in that time period.

Highest passer rating since Ryan Tannehill became the Titans starter in Week 7 of 2019 (minimum 224 attempts):

Player	Att	Cmp	Pct	Yds	TD	Int	Rating
1. Drew Brees	720	521	72.4%	5,513	49	8	112.3
2. Aaron Rodgers	1,407	954	67.8%	10,826	103	11	111.8
3. Deshaun Watson	838	575	68.6%	7,031	47	16	105.0
4. Kirk Cousins	1,366	920	67.3%	10,715	85	23	104.6
5. Patrick Mahomes	1,500	998	66.5%	11,506	87	23	102.4
6. Ryan Tannehill	1,282	860	67.1%	10,151	76	26	102.3
7. Russell Wilson	1,285	847	65.9%	9,731	82	24	102.1
8. Matthew Stafford	1,247	824	66.1%	10,082	77	30	101.4
9. Dak Prescott	1,203	802	66.7%	9,323	65	19	101.4
10. Lamar Jackson	964	626	64.9%	7,259	67	23	100.8

QB WINNING PERCENTAGE SINCE 2019

From the time he took over as the starting quarterback for the Titans in Week 7 of the 2019 season through the end of the 2021 campaign, **Ryan Tannehill** built a 30-13 record. His .698 winning percentage ranked fifth in the NFL among all signal callers with at least 25 starts during that time.

Highest winning percentage by starting quarterbacks from 2019 to 2021 (minimum 25 starts):

Quarterback	Starts	W	L	T	Win Pct.
1. Aaron Rodgers	48	39	9	0	.813
2. Patrick Mahomes	46	37	9	0	.804
3. Lamar Jackson	42	31	11	0	.738
4. Tom Brady	49	36	13	0	.735
5. Ryan Tannehill	43	30	13	0	.698
6. Josh Allen	49	34	15	0	.694
7. Jimmy Garoppolo	37	25	12	0	.676
8. Ben Roethlisberger	33	21	12	0	.636
9. Russell Wilson	46	29	17	0	.630
10. Dak Prescott	37	21	16	0	.568

QB WINS, FIRST THREE SEASONS

In leading the Titans to a 12-5 record during the 2021 regular season, Titans quarterback **Ryan Tannehill** improved to 30-13 as a starter since he was traded from the Dolphins to the Titans in 2019. He started every game from Week 7 of his initial season in Tennessee through the 2021 finale.

Tannehill is off to one of the best beginnings to any quarterback's tenure in franchise history. He has more regular season wins—30—than any other starting signal caller in franchise history over the player's first three years with the club, surpassing **George Blanda**, who won 28 regular season starts for the Oilers from 1960 to 1962.

Tannehill moved past **Marcus Mariota** (29 wins) and into a tie with **Vince Young** (30) for fifth place on the team's all-time wins list for starting quarterbacks. He trails only **Steve McNair** (76), **Warren Moon** (70), **Dan Pastorini** (53) and Blanda (44).

Most wins by a starting quarterback in his first three regular seasons with the Titans/Oilers franchise:

Quarterback	Years 1-3	Wins in ...			Total
		Year 1	Year 2	Year 3	
1. Ryan Tannehill	2019-2021	7	11	12	30
2. George Blanda	1960-1962	8	9	11	28
3. Marcus Mariota	2015-2017	3	8	9	20
4. Vince Young	2006-2008	8	9	1	18
5. Kenny Stabler	1980-1981	11	5	-	16
Pete Beathard	1967-1969	7	3	6	16
7. Kerry Collins	2006-2008	0	1	12	13
8. Steve McNair	1995-1997	2	2	8	12
Warren Moon	1984-1986	3	4	5	12
10. Matt Hasselbeck	2011-2012	9	2	-	11
Chris Chandler	1995-1996	5	6	-	11

RUSHING EFFICIENCY AMONG QBs

Titans quarterback **Ryan Tannehill's** ability to rush efficiently has reaped benefits since he arrived in Tennessee. From 2019 through 2021, he had 69 first downs on 106 total non-kneel-down rushing attempts, and in that time period, his 65.1 percent conversion rate was the best in the league among signal callers with 50 such attempts.

Tannehill also ranked third in the NFL from 2019 through 2021 with 18 rushing touchdowns. Only **Josh Allen** (23) and **Kyler Murray** (20) had more.

Highest percentage of rushing attempts for first downs by quarterbacks from 2019 to 2021 (kneel-downs excluded; minimum 50 non-kneel-down attempts):

Quarterback	Rush Att	Yards	TD	First Down	First Down Pct.
1. Ryan Tannehill	106	754	18	69	65.1
2. Justin Herbert	95	557	8	48	50.5
3. Baker Mayfield	94	466	5	45	47.9
4. Patrick Mahomes	130	952	6	61	46.9
Josh Allen	286	1738	23	134	46.9
6. Teddy Bridgewater	84	442	7	38	45.2
7. Carson Wentz	149	758	7	67	45.0
8. Sam Darnold	90	534	9	40	44.4
9. Aaron Rodgers	78	473	7	34	43.6
10. Jalen Hurts	188	1153	13	81	43.1

Most rushing touchdowns by quarterback from 2019 to 2021:

Quarterback	Rush TD
1. Josh Allen	23
2. Kyler Murray	20
3. Ryan Tannehill	18
4. Cam Newton	17
5. Lamar Jackson	16
6. Taysom Hill	14
7. Jalen Hurts	13
8. Deshaun Watson	10
9. Sam Darnold	9
10. Jacoby Brissett	8
Tom Brady	8
Justin Herbert	8

2020 NFL PASSING LEADERS

Ryan Tannehill finished among the 2020 NFL passing leaders in several categories.

Highest passer rating in 2020 (qualifiers only):

Player	Team	Passer Rating
1. Aaron Rodgers	Green Bay Packers	121.5
2. Deshaun Watson	Houston Texans	112.4
3. Patrick Mahomes	Kansas City Chiefs	108.2
4. Josh Allen	Buffalo Bills	107.2
5. Ryan Tannehill	Tennessee Titans	106.5
6. Drew Brees	New Orleans Saints	106.4
7. Russell Wilson	Seattle Seahawks	105.1
8. Kirk Cousins	Minnesota Vikings	105.0
9. Tom Brady	Tampa Bay Buccaneers	102.2
10. Derek Carr	Las Vegas Raiders	101.4

Most touchdown passes in 2020:

Player	Team	TD Passes
1. Aaron Rodgers	Green Bay Packers	48
2. Russell Wilson	Seattle Seahawks	40
Tom Brady	Tampa Bay Buccaneers	40
4. Patrick Mahomes	Kansas City Chiefs	38
5. Josh Allen	Buffalo Bills	37
6. Kirk Cousins	Minnesota Vikings	35
7. Ryan Tannehill	Tennessee Titans	33
Deshaun Watson	Houston Texans	33
Ben Roethlisberger	Pittsburgh Steelers	33
10. Justin Herbert	Los Angeles Chargers	31

Highest passing average in 2020 (yards per attempt):

Player	Team	Yards/Att
1. Deshaun Watson	Houston Texans	8.9
2. Kirk Cousins	Minnesota Vikings	8.3
3. Aaron Rodgers	Green Bay Packers	8.2
4. Patrick Mahomes	Kansas City Chiefs	8.1
5. Josh Allen	Buffalo Bills	7.9
Ryan Tannehill	Tennessee Titans	7.9
Derek Carr	Las Vegas Raiders	7.9
8. Ryan Fitzpatrick	Miami Dolphins	7.8
9. Matthew Stafford	Detroit Lions	7.7
Philip Rivers	Indianapolis Colts	7.7

Highest touchdown-to-interception ratio in 2020:

Player	Team	TDs per INT
1. Aaron Rodgers	Green Bay Packers	9.60
2. Patrick Mahomes	Kansas City Chiefs	6.33
3. Ryan Tannehill	Tennessee Titans	4.71
Deshaun Watson	Houston Texans	4.71
5. Drew Brees	New Orleans Saints	4.00
6. Josh Allen	Buffalo Bills	3.70
7. Tom Brady	Tampa Bay Buccaneers	3.33
8. Ben Roethlisberger	Pittsburgh Steelers	3.30
9. Baker Mayfield	Cleveland Browns	3.25
10. Gardner Minshew	Jacksonville Jaguars	3.20



SINGLE-SEASON FRANCHISE RECORDS

Ryan Tannehill has enjoyed one of the finest three-year statistical runs of any quarterback in Titans/Oilers franchise history. His performances have ranked among the franchise greats in several passing categories, including his 3,734 passing yards in 2021 (fourth in franchise history) and 67.2 completion percentage (third).

In 2019, Tannehill's passer rating of 117.5 ranked first in the NFL and was one of three major single-season passing records he set for the franchise. He also established new benchmarks for completion percentage (70.3) and passing average (9.6).

Single-season passing yardage leaders, franchise history:

Player	Season	Pass Yards
1. Warren Moon	1991	4,690
2. Warren Moon	1990	4,689
3. Ryan Tannehill	2020	3,819
4. Ryan Tannehill	2021	3,734
5. Warren Moon	1989	3,631

Single-season touchdown pass leaders, franchise history:

Player	Season	TD Passes
1. George Blanda	1961	36
2. Ryan Tannehill	2020	33
Warren Moon	1990	33
4. George Blanda	1962	27
5. Marcus Mariota	2016	26

Single-season passer rating leaders, franchise history:

Player	Season	Rating
1. Ryan Tannehill	2019	117.5
2. Ryan Tannehill	2020	106.5
3. Steve McNair	2003	100.4
4. Warren Moon	1990	96.8
5. Marcus Mariota	2016	95.6

Single-season completion percentage leaders, franchise history:

Player	Season	Comp Pct
1. Ryan Tannehill	2019	70.3
2. Marcus Mariota	2018	68.9
3. Ryan Tannehill	2021	67.2
4. Cody Carlson	1992	65.6
5. Ryan Tannehill	2020	65.5

Single-season passing average leaders (yards per attempt), franchise history:

Player	Season	Yards/Att
1. Ryan Tannehill	2019	9.6
2. George Blanda	1961	9.2
3. Steve McNair	2003	8.0
Warren Moon	1990	8.0
5. Ryan Tannehill	2020	7.9
Warren Moon	1988	7.9

Single-season combined passing and rushing touchdown leaders, franchise history:

Player	Season	Pass + Rush TD
1. Ryan Tannehill	2020	40
2. George Blanda	1961	36
3. Warren Moon	1990	35
4. Ryan Tannehill	2021	28
Steve McNair	2003	28
Marcus Mariota	2016	28
George Blanda	1960	28

TANNEHILL'S CAREER 300-YARD PASSING GAMES

Date	Opp	W/L	Att	Cmp	Pct	Yds	TD	Int	Rtg
9/30/12	at Arizona	L	41	26	63.4	431	1	2	86.5
12/21/14	Minnesota	W	47	35	74.5	396	4	1	118.7
12/8/19	at Oakland	W	27	21	77.8	391	3	1	140.4
12/6/20	Cleveland	L	45	29	64.4	389	3	1	104.8
9/18/16	at New England	L	45	32	71.1	387	2	2	93.5
10/18/20	Houston	W	41	30	73.2	366	4	1	122.6
9/20/15	at Jacksonville	L	44	30	68.2	359	2	0	108.0
11/29/15	at N.Y. Jets	L	58	33	56.9	351	3	1	84.8
1/3/16	New England	W	38	25	65.8	350	2	0	112.8
9/19/21	at Seattle	W	40	27	67.5	347	0	0	94.5
12/14/14	at New England	L	47	29	61.7	346	1	2	73.5
11/3/19	at Carolina	L	39	27	69.2	331	1	2	82.3
12/1/13	at N.Y. Jets	W	43	28	65.1	331	2	1	94.2
12/27/15	Indianapolis	L	38	26	68.4	329	0	1	84.2
11/21/21	Houston	L	52	35	67.3	323	1	4	58.4
9/27/20	at Minnesota	W	37	23	62.2	321	0	1	78.8
9/25/16	Cleveland	W	39	25	64.1	319	3	2	93.9
9/15/13	at Indianapolis	W	34	23	67.6	319	1	0	107.4
10/20/19	L.A. Chargers	W	29	23	79.3	312	2	1	120.1
12/15/13	New England	W	37	25	67.6	312	3	0	120.6
11/24/13	Carolina	L	42	28	66.7	310	1	1	86.4
11/8/15	at Buffalo	L	35	26	74.3	307	0	0	100.5
10/6/13	Baltimore	L	40	21	52.5	307	1	0	86.1
10/29/15	at New England	L	44	28	63.6	300	0	2	64.6

TEAM SINGLE-GAME PASSER RATING

On Dec. 20, 2020, **Ryan Tannehill** recorded a 145.8 passer rating against the Detroit Lions. It qualified as the seventh best single-game passer rating in franchise history (minimum 20 attempts) and was Tannehill's second-highest passer rating in a qualifying game (155.3 vs. Oakland on Sept. 23, 2018).

On Sept. 20, 2020, Tannehill posted a 145.7 passer rating against the Jacksonville Jaguars that at the time ranked seventh in team history.

Highest single-game passer ratings in franchise history (min. 20 attempts):

Player	Opp	Date	Att	Cmp	Yds	TD	Int	Rtg
1. Chris Chandler	at Cin	9/24/95	26	23	352	4	0	158.3
2. Marcus Mariota	GB	11/13/16	26	19	295	4	0	149.8
3. Marcus Mariota	Jax	10/27/16	22	18	270	2	0	148.1
4. Marcus Mariota	at Hou	11/26/18	23	22	303	2	0	147.7
5. Steve McNair	Hou	10/12/03	27	18	421	3	0	146.8
6. Warren Moon	at Cle	11/18/90	32	24	322	5	0	146.1
7. Ryan Tannehill	Det	12/20/20	27	21	273	3	0	145.8
8. Ryan Tannehill	Jax	9/20/20	24	18	239	4	0	145.7
9. Warren Moon	Buf	11/26/90	22	16	300	2	0	145.1
10. Chris Chandler	Den	11/26/95	26	18	280	3	0	143.1



LEADING VETERAN QBS ON NEW TEAMS

In 2019, **Ryan Tannehill** set a new standard for veteran quarterbacks in their first year with a new team. Tannehill, who was acquired in a trade after seven years with the Miami Dolphins, had a passer rating of 117.5. No quarterback has ever finished with a passer rating that high in his first season with a new team after playing at least one year with another team.

Brett Favre held the distinction until 2019. In 2009, Favre's 107.2 passer rating with the Minnesota Vikings became the best figure in league annals by a veteran in his first campaign with a new club.

Highest passer rating in a veteran's first season with a new team (through 2019):

Player	Season	New Team	Former Team	Rating
1. Ryan Tannehill	2019	Tennessee	Miami	117.5
2. Brett Favre	2009	Minnesota	N.Y. Jets	107.2
3. Peyton Manning	2012	Denver	Indianapolis	105.8
4. Vinny Testaverde	1998	N.Y. Jets	Baltimore	101.6
5. Kirk Cousins	2018	Minnesota	Washington	99.7
6. Tyrod Taylor	2015	Buffalo	Baltimore	99.4
7. Sam Bradford	2016	Minnesota	Philadelphia	99.3
8. Len Dawson	1962	Dallas Texans	Cleveland	98.3
Case Keenum	2017	Minnesota	L.A. Rams	98.3
10. Brian Griese	2004	Tampa Bay	Miami	97.5

SINGLE-SEASON NFL LEADERS

Ryan Tannehill established the fourth-highest single-season passer rating in NFL history in 2019. His 117.5 passer rating is surpassed in league annals by only **Aaron Rodgers'** 122.5 passer rating in 2011, **Peyton Manning's** 121.1 in 2004 and **Nick Foles'** 119.2 in 2013.

Meanwhile, his 9.6-yard passing average tied for eighth in NFL annals.

NFL all-time single-season passer rating leaders (through 2019):

Player	Team	Season	Rating
1. Aaron Rodgers	Green Bay Packers	2011	122.5
2. Peyton Manning	Indianapolis Colts	2004	121.1
3. Nick Foles	Philadelphia Eagles	2013	119.2
4. Ryan Tannehill	Tennessee Titans	2019	117.5
5. Tom Brady	New England Patriots	2007	117.2
6. Matt Ryan	Atlanta Falcons	2016	117.1
7. Drew Brees	New Orleans Saints	2019	116.3
8. Drew Brees	New Orleans Saints	2018	115.7
9. Peyton Manning	Denver Broncos	2013	115.1
10. Patrick Mahomes	Kansas City Chiefs	2018	113.8

NFL all-time single-season passing average leaders (through 2019):

Player	Team	Season	Yds/Att
1. Sid Luckman	Chicago Bears	1943	10.9
2. Otto Graham	Cleveland Browns	1953	10.6
3. Otto Graham	Cleveland Browns	1947	10.2
4. Norm Van Brocklin	Los Angeles Rams	1954	10.1
5. Ed Brown	Chicago Bears	1956	9.9
Kurt Warner	St. Louis Rams	2000	9.9
7. Otto Graham	Cleveland Browns	1949	9.8
8. Chris Chandler	Atlanta Falcons	1998	9.6
Ryan Fitzpatrick	Tampa Bay Buccaneers	2018	9.6
Ryan Tannehill	Tennessee Titans	2019	9.6

2019 NFL PASSING LEADERS

Ryan Tannehill led the NFL in 2019 with a 117.5 passer rating and a 9.6-yard passing average. He also placed third in completion percentage (70.3) and second in touchdown percentage (7.7).

Tannehill became the organization's only quarterback other than **Steve McNair** in 2003 to lead the NFL in passer rating. New Orleans' **Drew Brees** finished in second place behind Tannehill with a 116.3 passer rating.

Highest passer rating in 2019 (qualifiers only):

Player	Team	Passer Rating
1. Ryan Tannehill	Tennessee Titans	117.5
2. Drew Brees	New Orleans Saints	116.3
3. Lamar Jackson	Baltimore Ravens	113.3
4. Kirk Cousins	Minnesota Vikings	107.4
5. Russell Wilson	Seattle Seahawks	106.3
6. Matthew Stafford	Detroit Lions	106.0
7. Patrick Mahomes	Kansas City Chiefs	105.3
8. Jimmy Garoppolo	San Francisco 49ers	102.0
9. Derek Carr	Oakland Raiders	100.8
10. Dak Prescott	Dallas Cowboys	99.7

Highest completion percentage in 2019 (qualifiers only):

Player	Team	Comp. Pct.
1. Drew Brees	New Orleans Saints	74.3
2. Derek Carr	Oakland Raiders	70.4
3. Ryan Tannehill	Tennessee Titans	70.3
4. Kirk Cousins	Minnesota Vikings	69.1
Jimmy Garoppolo	San Francisco 49ers	69.1
6. Deshaun Watson	Houston Texans	67.3
7. Matt Ryan	Atlanta Falcons	66.2
8. Russell Wilson	Seattle Seahawks	66.1
Lamar Jackson	Baltimore Ravens	66.1
10. Philip Rivers	Los Angeles Chargers	66.0

Highest passing average in 2019 (yards per attempt; qualifiers only):

Player	Team	Yards/Att.
1. Ryan Tannehill	Tennessee Titans	9.6
2. Matthew Stafford	Detroit Lions	8.6
3. Jimmy Garoppolo	San Francisco 49ers	8.4
4. Patrick Mahomes	Kansas City Chiefs	8.3
5. Dak Prescott	Dallas Cowboys	8.2
Jameis Winston	Tampa Bay Buccaneers	8.2
7. Kirk Cousins	Minnesota Vikings	8.1
8. Russell Wilson	Seattle Seahawks	8.0
9. Derek Carr	Oakland Raiders	7.9
Drew Brees	New Orleans Saints	7.9

Highest touchdown percentage in 2019 (qualifiers only):

Player	Team	TD Pct.
1. Lamar Jackson	Baltimore Ravens	9.0
2. Ryan Tannehill	Tennessee Titans	7.7
3. Drew Brees	New Orleans Saints	7.1
4. Matthew Stafford	Detroit Lions	6.5
5. Russell Wilson	Seattle Seahawks	6.0
6. Kirk Cousins	Minnesota Vikings	5.9
7. Jimmy Garoppolo	San Francisco 49ers	5.7
8. Patrick Mahomes	Kansas City Chiefs	5.4
9. Jameis Winston	Tampa Bay Buccaneers	5.3
Deshaun Watson	Houston Texans	5.3

GAMES WITH A 130 PASSER RATING

During the 2019 campaign, **Ryan Tannehill** produced a streak of four consecutive games with a passer rating greater than 130. The run included a 133.9 passer rating against the Kansas City Chiefs (Nov. 10), a 155.8 against the Jacksonville Jaguars (Nov. 24), a 131.2 at the Indianapolis Colts (Dec. 1) and a 140.4 at the Oakland Raiders (Dec. 8).

In franchise history, no quarterback prior to Tannehill had ever produced four consecutive starts with a passer rating of 130 or better (minimum 10 attempts per game). **Marcus Mariota** (2016) was the most recent of six Titans/Oilers signal callers to do so for three games before Tannehill.

Most consecutive games in a single season with a 130 passer rating, franchise history (minimum 10 attempts each game):

Player	Dates	Games
1. Ryan Tannehill	Nov. 10–Dec. 8, 2019	4
2. Marcus Mariota	Nov. 13–Nov. 27, 2016	3
Ryan Fitzpatrick	Nov. 10–Nov. 24, 2013	3
Steve McNair	Dec. 2–Dec. 16, 2001	3
Warren Moon	Oct. 22–Nov. 5, 1989	3
Dan Pastorini	Nov. 11–Nov. 22, 1979	3
George Blanda	Dec. 3–Dec. 17, 1961	3

Tannehill joined **Russell Wilson** (2015) and **John Hadl** (1973) as the only players in NFL history to register four consecutive games with a minimum of 10 pass attempts and a passer rating of at least 130.

Most consecutive games in a single season with a 130 passer rating, NFL history (through 2019; minimum 10 attempts each game):

Player	Team	Dates	Games
1. Ryan Tannehill	Tennessee	Nov. 10–Dec. 8, 2019	4
Russell Wilson	Seattle	Nov. 22–Dec. 13, 2015	4
John Hadl	L.A. Rams	Sept. 16–Oct. 7, 1973	4
4. (several tied)			3

Tannehill registered a total of six single-game passer ratings of 130 or greater in only 10 starts during the 2019 regular season. He tied Wilson with the most such performances in 2019 and also tied for the most by any NFL starting quarterback in any season since 1960. Green Bay's **Aaron Rodgers** (2011) and Dallas' **Tony Romo** (2014) are the only other quarterbacks to accomplish the feat.

In franchise history, former Oilers quarterback **Chris Chandler** previously had the most season games with a 130-plus passer rating, with four in 1995.

Most starts by a quarterback with a passer rating of 130.0 or greater, 1960–2019:

Player	Season	Team	Games
1. Ryan Tannehill	2019	Tennessee Titans	6
Russell Wilson	2019	Seattle Seahawks	6
Tony Romo	2014	Dallas Cowboys	6
Aaron Rodgers	2011	Green Bay Packers	6
5. (seven tied)			5

MOST TD PASSES IN A POSTSEASON

During the 2019 playoffs, **Ryan Tannehill** completed at least one touchdown pass in all three of the team's games and totaled five touchdown passes. Tannehill tied **Warren Moon's** 1991 franchise record for the most touchdown passes in a single postseason.

Most touchdown passes in a single postseason, franchise history:

Player	Season	TD Passes
1. Ryan Tannehill	2019	5
Warren Moon	1991	5
3. Marcus Mariota	2017	4
Warren Moon	1992	4
Dan Pastorini	1978	4
6. Steve McNair	2002	3
George Blanda	1960	3

RYAN TANNEHILL'S GAME-WINNING DRIVES

In his NFL career, quarterback **Ryan Tannehill** has led 26 game-winning drives in the fourth quarter or overtime, including the regular season and postseason. That includes 13 total games with the Titans from 2019 to 2021.

Per the Elias Sports Bureau, a game-winning drive is defined as when a quarterback's team scores on an offensive possession to put the team ahead (whether tied or from behind) for good in the fourth quarter or overtime.

Ryan Tannehill's game-winning drives:

Date/Opp.	Largest 4th Qtr Deficit/Tie	Score, Start of Drive	Drive Start	Tannehill's Drive Stats (Att-Cmp-Yds, TD, Rushing)	Drive Totals	Drive End	Game-Winning Scoring Play	Final Score
Dolphins Career:								
11/25/12 at Sea	14-21	21-21	1:32	4-3-51, 0 TD, 1 rush for 15 yds	7-65-1:32	0:00	D. Carpenter 43-yard FG	24-21
9/22/13 vs. Atl	20-23	20-23	4:46	12-9-69, 1 TD, 0 rushes	13-75-4:08	0:38	Tannehill 1-yard pass to D. Sims	27-23
12/8/13 at Pit	24-28	24-28	4:31	3-3-25, 1 TD, 0 rushes	4-80-1:38	2:53	Tannehill 12-yard pass to C. Clay	34-28
12/15/13 vs. NE	17-20	17-20	4:07	8-6-66, 1 TD, 0 rushes	9-60-2:52	1:15	Tannehill 14-yard pass to M. Thigpen	24-20
12/1/14 at NYJ	6-13	13-13	5:42	5-4-43, 0 TD, 0 rushes	9-57-3:45	1:57	C. Sturgis 26-yard FG	16-13
11/15/15 at Phi	13-16	13-16	3:09 (3rd Q)	3-3-62, 1 TD, 0 rushes	7-87-3:14	14:55	Tannehill 4-yard pass to J. Landry	20-19
1/3/16 vs. NE	10-10	10-10	9:50	4-4-77, 1 TD, 0 rushes	6-82-2:52	6:58	Tannehill 2-yard pass to J. Cameron	20-10
9/25/16 vs. Cle	24-24	24-24	9:39 (OT)	1-1-32, 0 TD, 0 rushes	3-44-1:13	8:26	J. Ajayi 11-yard run	30-24
10/23/16 vs. Buf	14-17	14-17	7:45	1-1-18, 0 TD, 0 rushes	6-64-3:49	3:56	D. Williams 12-yard run	28-25
11/20/16 at LAR	0-10	7-10	2:11	5-5-53, 1 TD, 0 rushes	7-75-1:35	0:36	Tannehill 9-yard pass to D. Parker	14-10
9/23/18 vs. Oak	14-17	14-17	8:06	0-0-0, 0 TD, 1 rush for 18 yds	2-70-0:48	7:18	A. Wilson end around 52-yard pass to J. Grant	28-20
12/2/18 vs. Buf	14-17	14-17	12:00	3-3-25, 1 TD, 0 rushes	6-75-3:18	8:42	Tannehill 13-yard pass to K. Stills	21-17
12/9/18 vs. NE	28-33	28-33	0:07	1-1-69, 1 TD, 0 rushes	1-69-0:07	0:00	K. Drake 69-yard pass play by R. Tannehill	34-33
Titans Career:								
10/20/19 vs. LAC	10-10	10-10	5:20 (3rd Q)	8-6-76, 1 TD, 1 rush for 2 yds	14-85-7:09	13:11	Tannehill 5-yard pass to T. Sharpe	23-20
10/27/19 vs. TB	20-23	20-23	13:49	11-9-85, 1 TD, 0 rushes	12-90-6:54	6:55	Tannehill 8-yard pass to A. Brown	27-23
11/10/19 vs. KC	20-29	27-32	1:21	3-2-43, 1 TD, 1 rush for 18 yds	4-61-0:58	14:37	Tannehill 23-yard pass to A. Humphries	35-32
9/14/20 at Den	13-14	13-14	3:05	7-5-40, 0 TD, 0 rushes	12-83-2:48	0:17	Gostkowski 25-yard FG	16-14
9/20/20 vs. Jax	30-30	30-30	3:29	4-2-10, 0 TD, 0 rushes	8-29-1:53	1:36	Gostkowski 49-yard FG	33-30
9/27/20 at Min	25-30	28-30	3:42	5-4-34, 0 TD, 0 rushes	9-44-1:58	1:44	Gostkowski 55-yard FG	31-30
10/18/20 vs. Hou	29-36	36-36	10:00 (OT)	2-2-55, 0 TD, 0 rushes	6-82-3:30	6:30	Henry 5-yard run	42-36
11/22/20 at Bal	13-21	24-24	7:58 (OT)	3-3-36, 0 TD, 0 rushes	6-73-2:37	5:21	Henry 29-yard run	30-24
1/3/21 at Hou	31-35	38-38	0:18	1-1-52, 0 TD, 0 rushes	3-56-0:18	0:00	Sloman 37-yard FG	41-38
9/19/21 at Sea	16-30	30-30	7:19 (OT)	0-0-0, 0 TD, 0 rushes	5-21-2:34	4:45	Bullock 36-yard FG	33-30
10/18/21 vs. Buf	24-31	27-31	8:01	5-5-58, 0 TD, 0 rushes	8-70-4:56	3:05	Henry 13-yard run	34-31
10/31/21 at Ind	21-24	31-31	5:48 (OT)	1-2-13, 0 TD, 0 rushes	4-5-1:45	4:03	Bullock 44-yard FG	34-31
12/23/21 vs. SF	17-17	17-17	2:16	2-2-10, 0 TD, 2 rushes for 22 yds	8-49-2:16	0:04	Bullock 44-yard FG	20-17

GAME-WINNING DRIVES SINCE 2019

From the time **Ryan Tannehill** joined the Titans in 2019 through the end of the 2021 regular season, he directed 13 total game-winning drives. Only Raiders quarterback **Derek Carr** (14) has more in that time period.

In 2021, Tannehill was credited with four game-winning drives: at Seattle (Sept. 19), against Buffalo (Oct. 18), at Indianapolis (Oct. 31) and against San Francisco (Dec. 23).

Per the Elias Sports Bureau, a game-winning drive is defined as when a quarterback's team scores on an offensive possession to put the team ahead (whether tied or from behind) for good in the fourth quarter or overtime.

Quarterbacks with the most game-winning drives from 2019 to 2021 (regular season):

Player	GW Drives
1. Derek Carr	14
2. Ryan Tannehill	13
3. Ben Roethlisberger	11
4. Tom Brady	9
Matthew Stafford	9
Russell Wilson	9
7. Josh Allen	8
Kirk Cousins	8
Justin Herbert	8
10. (five tied)	7



2021 RECAP

DRAFT

TEAM NOTES

PLAYER NOTES

STATISTICS

ROSTERS

BAUGH, MONTANA & TANNEHILL

During the 2019 season, Titans quarterback **Ryan Tannehill** accomplished a statistical feat only reached previously by a pair of Pro Football Hall of Fame quarterbacks.

Tannehill's season statistics included a 70.3 completion percentage and an average of 9.6 yards per passing attempt.

In the history of the NFL, only two previous qualifying passers have enjoyed a season in which they completed at least 70.0 percent of their passes and averaged at least 9.0 yards per attempt: **Sammy Baugh** and **Joe Montana**.

Montana led the San Francisco 49ers to a Super Bowl XXIV title and won the NFL MVP award following a 1989 season in which he completed 70.2 percent of his passes (271 of 386) and averaged 9.1 yards per attempt (3,521 yards).

Baugh directed the Washington Redskins to the NFL Championship game in 1945, while completing 70.3 percent of his passes (128 of 182) and averaging 9.2 yards per attempt (1,669 yards).

Players in NFL history (through 2019) with a completion rate of at least 70.0 percent and a passing average of at least 9.0 yards per attempt (qualifiers only):

Player	Team	Year	Comp %	Yards/Att
Ryan Tannehill	Tennessee	2019	70.3	9.6
Joe Montana	San Francisco	1989	70.2	9.1
Sammy Baugh	Washington	1945	70.3	9.2

MORE TITANS QUARTERBACKS

5 - QB LOGAN WOODSIDE

6-1, 213, 2nd Year, Toledo

➤ Logan Woodside was re-signed by the Titans as a free agent during the 2019 offseason after spending three weeks on the Titans practice squad during the 2018 campaign.

➤ In 2021, he appeared in five games as a backup to Ryan Tannehill but did not attempt a pass.

➤ In 2020, he spent the entire year on the 53-man roster as the Titans' backup quarterback behind Ryan Tannehill. He appeared in six games during the regular season, attempting three passes with one completion for seven yards. He added seven rushing attempts for 10 yards.

➤ He spent the entire 2019 season on the Titans' practice squad/injured list.


➤ Prior to rejoining the Titans during the 2019 offseason, he had a stint with the Alliance of American Football League's San Antonio Commanders. In seven AAF games, he completed 116-of-201 passes for 1,385 yards and seven touchdowns.

➤ Woodside was originally selected by the Cincinnati Bengals in the seventh round (249th overall) of the 2018 NFL Draft.

➤ A native of Frankfort, Ky., he established program records at Toledo in passing yards (10,514), touchdowns (93), passing efficiency (162.87) and 300-yard games (17) during a four-year career. His 93 touchdown passes ranks fifth all-time in MAC history.

➤ As a senior for the Rockets in 2017, he led the MAC in completion percentage (64.2), passing efficiency (162.2), touchdowns (28), passing yards (3,882), yards per completion (14.7), and yards per attempt (9.45). He was named the MAC Offensive Player of the Year.

➤ Woodside attended Franklin County High School (Frankfort, Ky.) where he completed 138-of-212 passes for 2,951 yards and a school-record 41 touchdowns as a senior.




TITANS RUNNING BACKS

No.	Name	Ht	Wt	Exp	College
41	Blasingame, Khari	6-0	233	3	Vanderbilt
44	Carter, Tory	6-0	229	R	Louisiana State
32	Evans, Darrynton	5-10	203	2	Appalachian State
7	Foreman, D'Onta	6-1	236	4	Texas
22	Henry, Derrick	6-3	247	6	Alabama
40	Hilliard, Dontrell	5-11	202	4	Tulane

#22 • RB DERRICK HENRY

6-3, 247, 6th Year, Alabama

[Click for complete bio](#)



Running back **Derrick Henry** completed his sixth NFL season in 2021. He was selected by the Titans with the 45th overall pick in the second round of the 2016 NFL Draft.

From his rookie season through 2021, Henry ranked second in the NFL with 6,797 rushing yards, trailing only Dallas Cowboys running back **Ezekiel Elliott** (7,386). Henry's 65 rushing touchdowns led the league over the same period. In franchise history, Henry finished 2021 ranked fourth in career rushing yards behind **Eddie George** (10,009), **Earl Campbell** (8,574) and **Chris Johnson** (7,965), and his rushing touchdowns were second behind only Campbell (73).

In 2021, Henry's season was affected by a foot injury that caused him to be placed on injured reserve for the final nine games of the regular season. Prior to the injury, he was leading the NFL with 937 rushing yards and 10 rushing touchdowns, numbers that still ranked ninth and tied for sixth, respectively, at the conclusion of the regular season. He returned to start in the team's divisional playoff contest and rushed for 62 yards and one score.

Henry was honored in 2021 with his first career nomination for the NFL's Walter Payton Man of the Year Award.

In 2020, Henry was named the Associated Press NFL Offensive Player of the Year after an historic campaign in which he totaled 378 rushing attempts for 2,027 yards and 17 touchdowns. His rushing yardage total established a new franchise record and led the NFL. As the eighth player in NFL annals to hit the 2,000-yard mark, his 2,027 yards finished fifth on the all-time single-season rushing charts. He was recognized with his second consecutive Pro Bowl, named first-team Associated Press All-Pro, and won the FedEx Ground Player of the Year Award for the second consecutive year.

Henry was a first-time team captain in 2020. He started all 16 regular season games for the first time and became the first player since **LaDainian Tomlinson** (2006-07) to lead the NFL in rushing yards in consecutive years. He was the first player in more than 50 years to lead the league in rushing yards, attempts and rushing touchdowns in consecutive seasons and the fifth player ever to do so. The most recent prior to him was Cleveland's **Leroy Kelly** from 1967 to 1968.

Henry's 17 rushing touchdowns in 2020 set a career high and finished as the second-best total in franchise history behind Campbell's 19 rushing touchdowns in 1979.

In 2019, Henry was named to his first Pro Bowl and added second-team Associated Press All-Pro honors after leading the NFL in rushing. In 15 games, he totaled 1,540 yards on 303 carries (5.1 avg.), joining **Billy Cannon** (AFL, 1961), Campbell (1978-80) and Johnson (2009) as the only running backs in franchise history to lead their respective leagues in rushing. At the time, Henry's single-season total ranked fourth in franchise annals behind Johnson's 2009 total (2,006) and Campbell's 1979 (1,697) and 1980 (1,934) performances.

With 16 rushing touchdowns in 2019, Henry tied for the NFL lead (**Aaron Jones**). Adding his two receiving touchdowns, his 18 total touchdowns were third in the NFL and tied for second in franchise annals (19 by Campbell in 1979; 18 by **Bill Groman** in 1961).

Henry's performance late in the 2019 season was instrumental in the

team's run to the AFC championship game. Over the final six games of the regular season plus three playoff appearances, Henry registered seven 100-yard games. During a three-game stretch (Dec. 29 at Houston, Jan. 4 at New England and Jan. 11 at Baltimore), he became the first player in NFL history to rush for at least 180 yards in three consecutive regular season and/or postseason games.

Henry authored his first career 1,000-yard season in 2018 and the 28th 1,000-yard rushing season in franchise history, totaling 1,059 yards and 12 touchdowns on 215 carries—all then-career highs.

His 2018 rushing yardage ranked second in the AFC to **Joe Mixon's** 1,168 yards, and he finished seventh in the NFL. Henry's 12 rushing touchdowns tied **James Connor** for third place in the NFL behind **Todd Gurley** (17) and **Alvin Kamara** (14).

Henry was named AFC Offensive Player of the Month for December 2018. His 625 rushing yards in the month were the most by any NFL player in any month during the season.

Against the Jacksonville Jaguars on Dec. 6, 2018, Henry recorded one of the greatest single games in franchise history in front of a national television audience. He broke Johnson's single-game franchise record (228) with 238 rushing yards, including a 99-yard touchdown run—one of his four touchdowns in the contest. He joined **Tony Dorsett** as the only two players in NFL history to rush for a 99-yard score.

In 2017, Henry shared time in the Titans backfield with **DeMarco Murray**. Henry led the team with 744 rushing yards on 176 carries, and he added 11 receptions for 136 yards and a touchdown. His five rushing touchdowns tied for second on the club.

As a rookie in 2016, Henry played in 15 games with one start, splitting reps in the backfield with Murray. He carried the ball 110 times for 490 yards and five touchdowns and added 137 yards on 13 receptions. Henry became the third rookie for the franchise in the "Titans era" to score at least five touchdowns in a season, joining **Vince Young** (seven rushing touchdowns in 2006) and Johnson (nine rushing and one receiving in 2008).

The Heisman Trophy winner played three seasons (2013–2015) at the University of Alabama, where he set numerous school and SEC records while helping his team win a National Championship in 2015. He played in 39 games and totaled 602 carries for 3,591 yards and 42 rushing touchdowns and added 285 yards on 17 career receptions with three receiving scores. During Alabama's victory over Clemson in the 2016 College Football Playoff National Championship, he broke **Shaun Alexander's** record for most career rushing yards in Alabama history.

In his final collegiate season, Henry rushed for an Alabama and Southeastern Conference record 2,219 yards, which led the nation and ranked fifth in FBS history. He recorded 100-yard rushing games 10 times and had four 200-yard games during the season. His 28 rushing touchdowns were a national best and an SEC record, snapping **Tim Tebow** and **Tre Mason's** old mark of 23. In addition to the Heisman, he also won the Doak Walker Award, Walter Camp Award and Maxwell Award, among a multitude of other honors.

Henry is a native of Yulee, Fla.

2021 Game Notes:

- **Against Arizona (9/12)**, led the team with 58 rushing yards on 17 attempts, including a long of 19 yards. He added three receptions for 19 yards.
- **At Seattle (9/19)**, rushed for 182 yards and three touchdowns on a career-high 35 carries. His 182 rushing yards ranked seventh in his career during the regular season. It marked his 24th career 100-yard rushing game, including regular season and playoffs. He also established a career



high with six receptions for 55 yards. He became the fourth player in NFL history with 10 career games with at least 150 rushing yards and two rushing touchdowns, joining Jim Brown (13), LaDainian Tomlinson (12) and Barry Sanders (10). His 237 scrimmage yards was the 10th-best total in franchise history and the fourth-highest output of his career. His 187 scrimmage yards in the second half and overtime (147 rushing, 40 receiving) were the most by a Titans player since Kenny Britt's 199 yards in the second half against Philadelphia on Oct. 24, 2010. In the third quarter, he reversed field for a nine-yard touchdown run. In the fourth quarter, he scored on a 60-yard run and then helped send the game to overtime at 30-30 with a one-yard touchdown run with 29 seconds remaining in regulation. It was the third performance for the team in its "Titans era" (1999 to present) in which a player had three rushing touchdowns in the second half. Eddie George accomplished the feat on Nov. 19, 2000 against Cleveland, and Henry did so for the first time on Dec. 29, 2019 at Houston. On his first touchdown of the day, he passed Chris Johnson (58) for third place on the team's all-time touchdowns list behind only Eddie George (74) and Earl Campbell (73). His 60-yard touchdown run in the fourth quarter was his seventh career touchdown run of 60 yards or longer, placing him in a tie with Ahman Green for the fifth most in NFL history behind only Adrian Peterson (15), Jim Brown (nine), Chris Johnson (eight) and Barry Sanders (eight). Henry joined Eddie George (10,009), Earl Campbell (8,574) and Chris Johnson (7,965) as the only players in franchise history to reach 6,000 career rushing yards. He was named AFC Offensive Player of the Week and the FedEx Ground Player of the Week.

➤ **Against Indianapolis (9/26)**, recorded 28 rushing attempts for 113 yards and added three receptions for 31 yards. It was his 25th career 100-yard rushing game, including regular season and playoffs, and his second consecutive game to reach the 100-yard rushing mark. He registered his sixth consecutive divisional game with at least 100 rushing yards, dating back to the 2020 season. His 19-yard run in the first quarter set up a touchdown three plays later. In the fourth quarter, he scored his second career two-point conversion. During the contest he passed Ken Burrough (6,965) for the sixth-highest career scrimmage yards total in franchise history. Over a two-week span, including Week 2 at Seattle, he produced 381 scrimmage yards on 72 scrimmage touches. For the second consecutive week, he was named the FedEx Ground Player of the Week.

➤ **At New York Jets (10/3)**, recorded 157 yards and one touchdown on 33 rushing attempts (4.8 avg.) and added 20 yards on two receptions. It was his third consecutive 100-yard game. He rushed for 22 yards on a carry in the fourth quarter and on the next play scored on a one-yard run. His 177 scrimmage yards gave him 13 career games with at least 175 scrimmage yards, including regular season (10 games) and playoffs (three). It was his third consecutive road game with at least 175 scrimmage yards. He became the third player in NFL history with at least 150 rushing yards in three consecutive road games, joining Earl Campbell and O.J. Simpson, and he also tied Earl Campbell for the franchise record with seven career 150-yard rushing performances in road games.

➤ **At Jacksonville (10/10)**, rushed for 130 yards and three touchdowns on 29 attempts. It was his fifth career game with three or more touchdown runs and his second such game in a four-week span (three touchdown runs at Seattle on Sept. 19). He scored on runs of one yard in the second quarter, nine yards in the third quarter and 10 yards in the fourth quarter. With his first rushing touchdown of the day, he became the third player in franchise history to reach 60 rushing touchdowns, joining Earl Campbell (73) and



Eddie George (64). In notching his fifth career game with at least 100 rushing yards and three rushing touchdowns, he joined LaDainian Tomlinson (nine), Shaun Alexander (six), Joe Morris (five) and Adrian Peterson (five) as the only NFL players since 1967 with five such performances in their first six NFL seasons. He became the first player since Jim Brown (three) in 1958 to have multiple 100-yard, three-touchdown rushing performances within a team's first five games of a season. Henry posted his fourth consecutive 100-yard rushing game to tie his career-best streak (2019). He was named the FedEx Ground Player of the Week.

➤ **Against Buffalo (10/18)**, rushed for 143 yards and three touchdowns on 20 carries and added two receptions for 13 yards on Monday Night Football. He went over the 100-yard mark on a 19-yard run in the third quarter, marking his fifth consecutive 100-yard rushing game and the longest such streak of his career (four in 2019). He tied Eddie George (1998) for the fourth-longest such streak in franchise history. The last NFL player with 100 rushing yards in five consecutive games was DeMarco Murray (eight) in 2014. In notching his sixth career game with at least 100 rushing yards and three rushing touchdowns, he joined LaDainian Tomlinson (nine) and Shaun Alexander (six) as the only NFL players since 1967 with six such performances in their first six NFL seasons. Henry registered his third career 100-yard rushing game on Monday Night Football. He scored on a 76-yard run in the second quarter to give him the third-longest touchdown run of his career. The run was his fourth career rushing touchdown of at least 75 yards and his fifth overall touchdown of at least 75 yards (one receiving). He joined Chris Johnson (seven), Adrian Peterson (six), O.J. Simpson (five), Jamaal Charles (four), Tony Dorsett (four) and Barry Sanders (four) as the only players in NFL history with four or more rushing touchdowns of 75-plus yards. He added a three-yard touchdown run in the third quarter and a 13-yard touchdown run in the fourth quarter, the latter of which was the game-winning score. He became the NFL's first player since Atlanta's Devonta Freeman in 2015 with three or more rushing touchdowns in consecutive games. He scored his 65th career rushing touchdown to move past Eddie George (64) for second place on the franchise rushing touchdowns list behind only Earl Campbell (73). He joined Campbell (Oct. 23, 1978 and Nov. 20, 1978) as the only players in franchise history to rush for three or more touchdowns in a Monday Night Football game. Henry's 31st consecutive game with at least 50 rushing yards tied Seattle's Chris Warren (1993-95) for the second-longest such streak in the NFL since 1960 (Priest Holmes, 36 consecutive games from 2001-03). Henry joined Eric Dickerson (1983) as the NFL's only players since 1960 with 750 rushing yards and 10 rushing touchdowns in the first six games of a season. He was named AFC Offensive Player of the Week for the second time in 2021 and for the sixth time in his career.

➤ **Against Kansas City (10/24)**, totaled 102 scrimmage yards, rushing for 86 yards on 29 attempts with two receptions for 16 yards. It was his sixth consecutive game with at least 100 scrimmage yards, extending his career-best streak. On the first offensive series of the game, he took a shotgun snap and delivered a five-yard touchdown pass to tight end MyCole Pruitt. It was his first career touchdown pass in the regular season, in addition to his one postseason touchdown pass. He joined LaDainian Tomlinson (2005) as the only players with 10 or more rushing touchdowns and a passing touchdown in his team's first seven games of a season in the Super Bowl era.

➤ **At Indianapolis (10/31)**, carried the ball 28 times for 68 yards, bringing his 2021 totals through eight games to 937 rushing yards and 10 rushing touchdowns on 219 attempts, plus an additional 18 receptions for 154 yards to give him a total of 1,091 scrimmage yards. Of all players in NFL history with a 2,000-yard rushing season, his 937 rushing yards through eight games in 2021 were the most of any player in their first eight games in the season after hitting the 2,000-yard mark. The previous mark was held by Barry Sanders with 872 rushing yards in Detroit's first eight games of 1998.

➤ Placed on injured reserve on Nov. 1, 2021.

➤ **At Los Angeles Rams (11/7)**, after being placed on injured reserve, ended his streak of 25 consecutive starts, which was the longest active streak in the NFL among running backs.

➤ Activated from injured reserve on Jan. 21, 2022.

➤ **Against Cincinnati (1/22)**, returned to the lineup for the first time since Oct. 31 to start in a divisional playoff contest. He totaled 62 rushing yards and a touchdown on a team-high 20 attempts and scored on a three-yard run in the second quarter to register his fourth career postseason rushing touchdown. He concluded the contest ranked second in franchise postseason history with 732 career rushing yards, trailing only Eddie George (776).

Henry's 2021 Game-by-Game Statistics:

Date/Opp	G/S	Rushing					Receiving				
		Att	Yds	Avg	Lg	TD	Rec	Yds	Avg	Lg	TD
9/12 vs Ari	RB	17	58	3.4	19	0	3	19	6.3	8	0
9/19 at Sea	RB	35	182	5.2	60t	3	6	55	9.2	15	0
9/26 vs Ind	RB	28	113	4.0	19	0	3	31	10.3	14	0
10/3 at NYJ	RB	33	157	4.8	22	1	2	20	10	16	0
10/10 at Jax	RB	29	130	4.5	15	3	0	0	-	-	0
10/18 vs Buf	RB	20	143	7.2	76t	3	2	13	6.5	9	0
10/24 vs KC	RB	29	86	3.0	11	0	2	16	8.0	13	0
10/31 at Ind	RB	28	68	2.4	9	0	0	0	-	-	0
11/7 at LAR	Placed on Injured Reserve Nov. 1; activated Jan. 21										

Postseason

1/22 vs Cin	RB	20	62	3.1	9	1	0	0	-	-	0
-------------	----	----	----	-----	---	---	---	---	---	---	---

Henry's Career Regular Season Statistics:

Year	GP	GS	Att	Yds	Avg	Lg	TD	Rec	Yds	Avg	Lg	TD
2016	15	2	110	490	4.5	22	5	13	137	10.5	29	0
2017	16	2	176	744	4.2	75t	5	11	136	12.4	66t	1
2018	16	12	215	1,059	4.9	99t	12	15	99	6.6	21	0
2019	15	15	303	1,540	5.1	74t	16	18	206	11.4	75t	2
2020	16	16	378	2,027	5.4	94t	17	19	114	6.0	53	0
2021	8	8	219	937	4.3	76t	10	18	154	8.6	16	0
Totals	86	55	1,401	6,797	4.9	99t	65	94	846	9.0	75t	3

Henry's Career Postseason Statistics:

Year	GP	GS	Att	Yds	Avg	Lg	TD	Rec	Yds	Avg	Lg	TD
2017	2	2	35	184	5.3	35t	1	5	56	11.2	29	0
2019	3	3	83	446	5.4	66	2	5	21	4.2	22	0
2020	1	1	18	40	2.2	8	0	3	11	3.7	7	0
2021	1	1	20	62	3.1	9	1	0	0	-	-	0
Totals	7	7	156	732	4.7	66	4	13	88	6.8	29	0

Henry's Regular Season Single-Game Highs:

- Rushing Attempts** - 35 at Seattle (9/19/21)
- Rushing Yards** - 250 at Houston (1/3/21)
- Long Rush** - 99t vs. Jacksonville (12/6/18)
- Rushing Touchdowns** - 4 vs. Jacksonville (12/6/18)
- Receptions** - 6 at Seattle (9/19/21)
- Receiving Yards** - 75 at Cleveland (9/8/19)
- Long Reception** - 75t at Cleveland (9/8/19)
- Receiving Touchdowns** - 1 (Three times, last at Carolina, 11/3/19)

Henry's Playoff Single-Game Highs:

- Rushing Attempts** - 34 at New England (1/4/20)
- Rushing Yards** - 195 at Baltimore (1/11/20)
- Long Rush** - 66 at Baltimore (1/11/20)
- Rushing Touchdowns** - 1 (Four times, last vs. Cincinnati, 1/22/22)
- Receptions** - 3 (Twice, last vs. Baltimore, 1/10/21)
- Receiving Yards** - 35 at Kansas City (1/6/18)
- Long Reception** - 29 at Kansas City (1/6/18)
- Receiving Touchdowns** - (none)

LEADERS SINCE HENRY'S ROOKIE YEAR

From the time he entered the NFL as a second-round draft pick in 2016 through the 2021 campaign, **Derrick Henry** ranked second in the NFL in rushing yards. He trailed only Dallas Cowboys running back **Ezekiel Elliott** in that time period, despite not being the Titans' regular starter until 2018.

NFL rushing yards leaders since 2016:

Player	Rushing Yards
1. Ezekiel Elliott	7,386
2. Derrick Henry	6,797
3. Melvin Gordon	5,503
4. Todd Gurley	4,976
5. Dalvin Cook	4,820
6. Nick Chubb	4,816
7. Mark Ingram	4,683
8. Joe Mixon	4,564
9. Jordan Howard	4,361
10. Alvin Kamara	4,238

During his first six NFL seasons, Henry compiled 65 rushing touchdowns. He led the NFL from 2016 to 2021, reaching the end zone eight more times than the next-closest rusher on the list, **Todd Gurley** (57).

NFL rushing touchdown leaders since 2016:

Player	Rushing Yards
1. Derrick Henry	65
2. Todd Gurley	57
3. Ezekiel Elliott	56
4. Melvin Gordon	53
5. Alvin Kamara	47
6. Aaron Jones	41
Latavius Murray	41
8. Dalvin Cook	39
9. Mark Ingram	38
10. James Conner	37
Jordan Howard	37

RUSHING YARDS SINCE WEEK 14 OF 2018

Since Dec. 6, 2018, when **Derrick Henry** set a then-franchise record with 238 rushing yards in a game against Jacksonville, he has been the NFL's rushing leader. He has over 900 yards more than any other player since that time.

NFL rushing yards leaders since Week 14 of 2018:

Player	Rushing Yards
1. Derrick Henry	5,089
2. Dalvin Cook	4,154
3. Nick Chubb	4,122
4. Ezekiel Elliott	3,623
5. Lamar Jackson	3,269
6. Joe Mixon	3,183
7. Josh Jacobs	3,087
8. Aaron Jones	3,073
9. Jonathan Taylor	2,980
10. David Montgomery	2,808

FRANCHISE ALL-TIME LEADERS

On Sept. 27, 2020, Titans running back **Derrick Henry** passed **Lorenzo White** (4,079 career rushing yards) for fourth place on the franchise's all-time rushing list. Henry trails only **Eddie George** (10,009), **Earl Campbell** (8,574) and **Chris Johnson** (7,965) on the list.

Franchise all-time rushing leaders:

Player	Seasons	Rushing Yards
1. Eddie George	1996–2003	10,009
2. Earl Campbell	1978–1984	8,574
3. Chris Johnson	2008–2013	7,965
4. Derrick Henry	2016–2021	6,797
5. Lorenzo White	1988–1994	4,079
6. Hoyle Granger	1966–1970, 1972	3,514
7. Steve McNair (QB)	1995–2005	3,439
8. Mike Rozier	1985–1990	3,426
9. Charles Tolar	1960–1966	3,277
10. Ronnie Coleman	1974–1981	2,769

On Oct. 19, 2021, Henry passed George (64 career rushing touchdowns) for the second-highest total of rushing touchdowns in franchise history. Only Campbell (73) has more with the franchise than Henry.

Most career rushing touchdowns in franchise history:

Player	Seasons	Rushing TDs
1. Earl Campbell	1978–1984	73
2. Derrick Henry	2016–2021	65
3. Eddie George	1996–2003	64
4. Chris Johnson	2008–2013	50
5. Steve McNair	1995–2005	36
6. Lorenzo White	1988–1994	29
7. Mike Rozier	1985–1990	27
8. LenDale White	2006–2009	24
9. (three tied)		21

Henry ranks third in franchise history in total touchdowns. George ranks first with 74 (64 rushing, 10 receiving), followed by Campbell with 73 (73 rushing) and then Henry.

Most total touchdowns in franchise history:

Player	Seasons	Rush TDs	Rec TDs	Ret TDs	Total TDs
1. Eddie George	1996–2003	64	10	0	74
2. Earl Campbell	1978–1984	73	0	0	73
3. Derrick Henry	2016–2021	65	3	0	68
4. Chris Johnson	2008–2013	50	8	0	58
5. Charlie Hennigan	1960–1966	0	51	0	51
6. Ken Burrough	1971–1981	1	47	0	48
7. Ernest Givins	1986–1994	1	46	1	48
8. Drew Hill	1985–1991	0	47	0	47
9. Haywood Jeffries	1987–1995	0	47	0	47
10. Derrick Mason	1997–2004	0	37	3	40

2021 NFL RUSHING LEADERS

Despite having not played from Week 9 to Week 18 due to injury, Titans running back **Derrick Henry** ranked ninth in the NFL in rushing in 2021 after taking the league's rushing crown for the 2019 and 2020 seasons.

Henry also tied for sixth place in the NFL in 2021 with 10 rushing touchdowns.

NFL rushing leaders in 2021:

Player	Team	Games	Rushing Yards
1. Jonathan Taylor	Indianapolis Colts	17	1,811
2. Nick Chubb	Cleveland Browns	14	1,259
3. Joe Mixon	Cincinnati Bengals	16	1,205
4. Najee Harris	Pittsburgh Steelers	17	1,200
5. Dalvin Cook	Minnesota Vikings	13	1,159
6. Antonio Gibson	Washington Football Team	16	1,037
7. Ezekiel Elliott	Dallas Cowboys	17	1,002
8. Elijah Mitchell	San Francisco 49ers	11	963
9. Derrick Henry	Tennessee Titans	8	937
10. Damien Harris	New England Patriots	15	929

65+ YARD SCRIMMAGE TOUCHDOWNS

Since the beginning of the 2017 campaign, **Derrick Henry** has scored nine total touchdowns—seven rushing and two receiving—that went for 65 yards or more. He leads the NFL in that time period.

Most scrimmage touchdowns of 65-plus yards, 2017-21:

Player	65+ Yard Scrimmage Touchdowns
1. Derrick Henry	9
2. Tyreek Hill	7
3. A.J. Brown	4
Robby Anderson	4
Saquon Barkley	4
Ja'Marr Chase	4
Kenyan Drake	4
JuJu Smith-Schuster	4
Marquez Valdes-Scantling	4
10. (several tied)	3

Derrick Henry's career scrimmage touchdowns of 65-plus yards:

Date	Opponent	Rush/Rec	Yards
Dec. 6, 2018	Jacksonville	Rushing	99
Oct. 18, 2020	Houston	Rushing	94
Oct. 18, 2021	Buffalo	Rushing	76
Sept. 9, 2019	at Cleveland	Receiving	75
Dec. 3, 2017	Houston	Rushing	75
Nov. 24, 2019	Jacksonville	Rushing	74
Oct. 16, 2017	Indianapolis	Rushing	72
Nov. 10, 2019	Kansas City	Rushing	68
Dec. 31, 2017	Jacksonville	Receiving	66

RUSHING TDS OF 50+ YARDS

Since he entered the NFL as a second-round draft pick in 2016, **Derrick Henry** has had a league-high 11 touchdown runs of at least 50 yards.

Chris Johnson (11) and **DeMarco Murray** (two) are the only other Tennessee players in the "Titans era" (1999–present) with more than one total rushing touchdown of at least 50 yards.

Most rushing touchdowns of 50 yards or more from 2016–2021:

Player	Rushing TDs
1. Derrick Henry	11
2. Saquon Barkley	6
3. Nick Chubb	5
4. Kenyan Drake	4
5. Isaiah Crowell	3
Aaron Jones	3
Christian McCaffrey	3
Miles Sanders	3
Jonathan Taylor	3
10. (several tied)	2

RUSHING IN THE FOURTH QUARTER

Since 2017, running back **Derrick Henry** has accumulated more rushing yards in the fourth quarter than any other NFL running back, including a league-high 523 fourth-quarter rushing yards in 2020.

Most fourth-quarter rushing yards from 2017–2021:

Player	Att	Yds	Avg	TD
1. Derrick Henry	337	1,813	5.4	16
2. Nick Chubb	214	1,336	6.2	11
3. Ezekiel Elliott	284	1,258	4.4	11
4. Kareem Hunt	267	1,207	4.5	12
5. Melvin Gordon	243	1,102	4.5	8
6. Todd Gurley	240	1,014	4.2	12
7. Alvin Kamara	239	1,012	4.2	12
8. Dalvin Cook	217	1,011	4.7	10
9. Joe Mixon	243	997	4.1	12
10. Kenyan Drake	199	949	4.8	10



HENRY'S CAREER 100-YARD RUSHING GAMES

Date	Opp	W/L	No.	Yds.	Avg.	Lg	TD
1/3/21	at Houston	W	34	250	7.4	52t	2
12/6/18	Jacksonville	W	17	238	14.0	99t	4
12/13/20	at Jacksonville	W	26	215	8.3	47	2
10/18/20	Houston	W	22	212	9.6	94t	2
12/29/19	at Houston	W	32	211	6.6	53t	3
1/11/20	at Baltimore*	W	30	195	6.5	66	0
11/10/19	Kansas City	W	23	188	8.2	68t	2
9/19/21	at Seattle	W	35	182	5.2	60t	3
1/4/20	at New England*	W	34	182	5.4	29	1
11/29/20	at Indianapolis	W	27	178	6.6	31	3
12/16/18	at N.Y. Giants	W	33	170	5.2	22	2
11/24/19	Jacksonville	W	19	159	8.4	74t	2
10/3/21	at N.Y. Jets	L	33	157	4.8	22	1
1/6/18	at Kansas City*	W	23	156	6.8	35t	1
12/1/19	at Indianapolis	W	26	149	5.7	34	1
12/20/20	Detroit	W	24	147	6.1	33	1
10/18/21	Buffalo	W	20	143	7.2	76t	3
11/22/20	at Baltimore	W	28	133	4.8	29t	1
10/16/17	Indianapolis	W	19	131	6.9	72t	1
10/10/21	at Jacksonville	W	29	130	4.5	15	3
9/27/20	at Minnesota	W	26	119	4.6	16	2
9/14/20	at Denver	W	31	116	3.7	13	0
9/26/21	Indianapolis	W	28	113	4.0	19	0
11/1/20	at Cincinnati	L	18	112	6.2	21	1
12/3/17	Houston	W	11	109	9.9	75t	1
11/12/20	Indianapolis	L	19	103	5.4	20	0
12/8/19	at Oakland	W	18	103	5.7	24	2
9/29/19	at Atlanta	W	27	100	3.7	16	0

* Playoffs

ACTIVE RUSHING AVERAGE LEADERS BY RBS

Among all active NFL running backs at the end of the 2021 campaign, Henry ranked third in career rushing average.

Best career rushing average among all active NFL running backs (through 2021; minimum 750 career attempts):

Player	Rushing Average
1. Nick Chubb	5.30
2. Aaron Jones	5.06
3. Derrick Henry	4.85
4. Dalvin Cook	4.73
5. Alvin Kamara	4.65
6. Kareem Hunt	4.61
7. Christian McCaffrey	4.59
8. Chris Carson	4.55
9. Mark Ingram	4.49
10. Ezekiel Elliott	4.48

SINGLE-GAME FRANCHISE RUSHING

On Jan. 3, 2021, **Derrick Henry** rushed for 250 yards to break his own franchise single-game record. He now owns five of the top eight single-game rushing totals in team annals.

Most rushing yards in a game, franchise history:

Player	Date	Opponent	Rushing Yards
1. Derrick Henry	1/3/21	at Houston	250
2. Derrick Henry	12/6/18	Jacksonville	238
3. Chris Johnson	11/1/09	Jacksonville	228
4. Eddie George	8/31/97	Oakland	216
Billy Cannon	12/10/61	at New York	216
6. Derrick Henry	12/13/20	at Jacksonville	215
7. Derrick Henry	10/18/20	Houston	212
8. Derrick Henry	12/29/19	at Houston	211
9. Earl Campbell	11/16/80	at Chicago	203
Earl Campbell	10/19/80	Tampa Bay	203

SINGLE-SEASON FRANCHISE RUSHING

Derrick Henry recorded the top rushing season in franchise history with 2,027 rushing yards in 2020. He now owns two of the top five rushing seasons in franchise annals.

In 2019, Henry led the NFL with 1,540 yards, which at the time ranked fourth for a single Titans/Oilers season.

Most rushing yards in a season, franchise history:

Player	Season	Att	Yds	Avg	Long	TD
1. Derrick Henry	2020	378	2,027	5.4	94t	17
2. Chris Johnson	2009	358	2,006	5.6	91	14
3. Earl Campbell	1980	373	1,934	5.2	55	13
4. Earl Campbell	1979	368	1,697	4.6	61	19
5. Derrick Henry	2019	303	1,540	5.1	74	16
6. Eddie George	2000	403	1,509	3.7	35	14
7. Earl Campbell	1978	302	1,450	4.8	81	13
8. Eddie George	1997	357	1,399	3.9	30	6
9. Earl Campbell	1981	361	1,376	3.8	43	10
10. Eddie George	1996	335	1,368	4.1	76	8

SINGLE-SEASON RUSHING TDS, TEAM HISTORY

Derrick Henry's 17 rushing touchdowns in 2020 gave him the second-highest single-season total in team history. Only **Earl Campbell**—with 19 rushing touchdowns in 1979—had more.

Most rushing touchdowns in a season, franchise history:

Player	Season	Rushing TDs
1. Earl Campbell	1979	19
2. Derrick Henry	2020	17
3. Derrick Henry	2019	16
4. LenDale White	2008	15
5. Eddie George	2000	14
Chris Johnson	2009	14
7. Earl Campbell	1978	13
Earl Campbell	1980	13
9. Derrick Henry	2018	12
Earl Campbell	1983	12
Eddie George	2002	12

1,000 RUSH YARDS/12 TOUCHDOWNS

Titans running back **Derrick Henry** rushed for 2,027 yards and 17 touchdowns in 2020. The performance came after he produced 1,059 rushing yards and 12 rushing touchdowns in 2018, followed by 1,540 rushing yards and 16 rushing touchdowns in 2019.

Henry became the first NFL player since **LaDainian Tomlinson** (2002-07) and the ninth player in NFL history to record at least three consecutive seasons in which he rushed for at least 1,000 yards and 12 touchdowns.

Players in NFL history with 1,000 rushing yards and 12 rushing touchdowns in three consecutive seasons:

Player	Team	Seasons	Total
Derrick Henry	Tennessee	2018–2020	3
LaDainian Tomlinson	San Diego	2002–2007	6
Rudi Johnson	Cincinnati	2004–2006	3
Shaun Alexander	Seattle	2001–2005	5
Terrell Davis	Denver	1996–1998	3
Emmitt Smith	Dallas	1994–1996	3
Barry Sanders	Detroit	1989–1991	3
Eric Dickerson	L.A. Rams	1983–1985	3
Earl Campbell	Houston	1978–1980	3

2020 NFL RUSHING LEADERS

Titans running back **Derrick Henry** won the NFL's 2020 rushing title with 2,027 yards in 2020, outdistancing the next-closest competitor by 470 yards (1,557 by **Dalvin Cook**).

Henry became the first player to lead the NFL in rushing in consecutive seasons since **LaDainian Tomlinson** in 2006 and 2007. Since the 1970 AFL-NFL merger, Henry is the eighth different player to lead the league in rushing in back-to-back seasons. The list includes Tomlinson, **O.J. Simpson** (1972-73, 1975-76), **Earl Campbell** (1978-80), **Eric Dickerson** (1983-84), **Emmitt Smith** (1991-93), **Barry Sanders** (1996-97) and **Edgerrin James** (1999–2000).

NFL rushing yardage leaders in 2020:

Player	Team	Rushing Yards
1. Derrick Henry	Tennessee Titans	2,027
2. Dalvin Cook	Minnesota Vikings	1,557
3. Jonathan Taylor	Indianapolis Colts	1,169
4. Aaron Jones	Green Bay Packers	1,104
5. James Robinson	Jacksonville Jaguars	1,070
6. David Montgomery	Chicago Bears	1,070
7. Nick Chubb	Cleveland Browns	1,067
8. Josh Jacobs	Las Vegas Raiders	1,065
9. Lamar Jackson	Baltimore Ravens	1,005
10. Melvin Gordon	Denver Broncos	986

Henry also led the NFL with 17 rushing touchdowns in 2020. The total was tied for the second most in the NFL in a 10-year span (2011-20). In that time, only **LeGarrette Blount** (18 in 2016) had more than Henry, **Todd Gurley** (17 in 2018) and **LeSean McCoy** (17 in 2011).

NFL rushing touchdown leaders in 2020:

Player	Team	Rushing TDs
1. Derrick Henry	Tennessee Titans	17
2. Alvin Kamara	New Orleans Saints	16
Dalvin Cook	Minnesota Vikings	16
4. Josh Jacobs	Las Vegas Raiders	12
Cam Newton	New England Patriots	12
Nick Chubb	Cleveland Browns	12
7. Jonathan Taylor	Indianapolis Colts	11
Antonio Gibson	Washington Football Team	11
Kyler Murray	Arizona Cardinals	11
10. Kenyan Drake	Arizona Cardinals	10

THE 2,000-YARD CLUB

Derrick Henry was the eighth player in NFL history to reach the 2,000-yard rushing mark in a season. His 2,027 yards rank fifth all-time.

All-time NFL single-season rushing leaders:

Player	Team	Season	Rushing Yards
1. Eric Dickerson	Los Angeles Rams	1984	2,105
2. Adrian Peterson	Minnesota Vikings	2012	2,097
3. Jamal Lewis	Baltimore Ravens	2003	2,066
4. Barry Sanders	Detroit Lions	1997	2,053
5. Derrick Henry	Tennessee Titans	2020	2,027
6. Terrell Davis	Denver Broncos	1998	2,008
7. Chris Johnson	Tennessee Titans	2009	2,006
8. O.J. Simpson	Buffalo Bills	1973	2,003



DERRICK HENRY IN 2020

- Led the NFL and set a franchise record with 2,027 rushing yards in 2020, becoming the eighth player in league annals to rush for at least 2,000 yards in a season. His 2,027 rushing yards gave him the fifth-highest total in NFL history behind **Eric Dickerson's** 2,105 (1984), **Adrian Peterson's** 2,097 (2012), **Jamal Lewis's** 2,066 (2003) and **Barry Sanders' 2,053** (1997). Henry broke **Chris Johnson's** franchise mark of 2,006 rushing yards in 2009.
- Named the Associated Press NFL Offensive Player of the Year and was named to his second consecutive Pro Bowl. He won his second consecutive FedEx Ground Player of the Year Award and added first-team AP All-Pro honors. Additionally, he earned first-team All-Pro honors from Pro Football Focus, Pro Football Writers of America and Sporting News and was the 101 Awards AFC Offensive Player of the Year.
- Became the first player since **LaDainian Tomlinson** (2006-07) to lead the NFL in rushing yards in consecutive seasons. Henry previously led the league in 2019 with 1,540 rushing yards.
- Became the fifth all-time NFL player to lead the NFL in rushing yards, attempts and rushing touchdowns in consecutive seasons. It is a feat that had not been attained since Cleveland's **Leroy Kelly** did it from 1967 to 1968. The only other players to achieve it are **Jim Brown** (1958-59), **Steve Van Buren** (1947-49) and **Bill Paschal** (1943-44).
- Established a single-game franchise record with 250 rushing yards on Jan. 3 at Houston. He broke his own club record of 238 rushing yards, established against the Jacksonville Jaguars on Dec. 6, 2018. Henry's 250 rushing yards tied for the 13th-best single-game total in the NFL since 1948.
- Became the first player in NFL history with five career games with at least 200 rushing yards and two rushing touchdowns.
- Became the fourth player in NFL history with at least five career 200-yard rushing games, joining **O.J. Simpson** (six), **Adrian Peterson** (six) and **Tiki Barber** (five).
- Set a career high with 17 rushing touchdowns in 2020, finishing with the second-best total in franchise history behind **Earl Campbell's** 19 rushing touchdowns in 1979.
- Finished the 2020 season with 1,221 rushing yards in road games, the most by any NFL running back since 1948. The previous high was held by **Eric Dickerson**, who had 1,087 rushing yards in road games for the Los Angeles Rams in 1984.
- Dating back to 2019, he had a streak of nine consecutive road games with at least 100 rushing yards, passing **Chris Johnson** (eight games from 2009-10) for the second-longest such streak in NFL history behind only Barry Sanders' 10-game road streak from 1996-97).
- Became the fifth player in NFL history with three 200-yard rushing games in a season, joining **Earl Campbell** (four in 1980), **O.J. Simpson** (1973), **Tiki Barber** (2005) and **Jay Ajayi** (2016).
- Became the first NFL player since **LaDainian Tomlinson** (2002-07) and the ninth player in NFL history to record at least three consecutive seasons in which he rushed for at least 1,000 yards and 12 touchdowns.
- Finished the season with 2,141 scrimmage yards (2,027 rushing and 114 receiving), which ranks second in franchise history behind **Chris Johnson's** 2,509 scrimmage yards in 2009.
- Registered 10 games in 2020 with at least 100 rushing yards to tie **Earl Campbell** (1980) for the third-most in franchise history. Only Campbell in 1979 (11) and **Chris Johnson** in 2009 (12) had more 100-yard rushing games in a Titans/Oilers season than Henry. Henry's 10 100-yard games in 2020 were the most in the NFL since Dallas running back **DeMarco Murray** had 12 in 2014.
- Became the NFL's first player to rush for at least 175 and two touchdowns four times in a season.
- Joined **Terrell Davis** (1997-98), **Shaun Alexander** (2004-05) and **Larry Johnson** (2005-06) as the only players in NFL history to rush for 1,500 yards and 15 touchdowns in two consecutive seasons.
- Established a streak of 20 consecutive games in the regular season and playoffs with at least 18 rushing attempts, the second-longest streak of its kind in the NFL since 1948. The only player with more consecutive 18-carry games in the regular season and postseason



was **Emmitt Smith**, whose streak was 23 games with the Dallas Cowboys from 1995 to 1996.

- Became the first player in NFL history to produce more than one overtime touchdown run in a season. He joined **LaDainian Tomlinson** as the NFL's only players with multiple career touchdown runs in overtime. Tomlinson had three during his career.
- Joined **Bo Jackson, Ahman Green, Chris Johnson** and **Lamar Miller** as the only NFL players to record two career rushing touchdowns of at least 90 yards. Henry joined Miller (two 97-yard touchdown runs) as the only players to ever record multiple touchdown runs of at least 94 yards.

300 CARRIES/15 TOUCHDOWNS/5.0 AVG

Derrick Henry won the NFL's rushing title with 303 carries for 1,540 yards and 16 touchdowns in 2019. He followed in 2020 with 378 carries for 2,027 yards and 17 touchdowns.

He became the first player in NFL history to produce multiple seasons with a minimum of 300 rushing attempts, a rushing average of at least 5.0 yards per carry and a minimum of 15 rushing touchdowns.

The only other players to do so once in their careers are **O.J. Simpson** (1975), **Terrell Davis** (1998), **Priest Holmes** (2002), **Ahman Green** (2003), **Larry Johnson** (2005), **Shaun Alexander** (2005), **LaDainian Tomlinson** (2016), **Ezekiel Elliott** (2016) and **Dalvin Cook** (2020).

Individual seasons in NFL history with a minimum of 300 rushing attempts, 15 rushing touchdowns and a 5.0 rushing average in a single season:

Player	Team	Season	Att	Yards	Avg	TD
Derrick Henry	Tennessee	2020	378	2,027	5.4	17
Dalvin Cook	Minnesota	2020	312	1,557	5.0	16
Derrick Henry	Tennessee	2019	303	1,540	5.1	16
Ezekiel Elliott	Dallas	2016	322	1,631	5.1	15
LaDainian Tomlinson	San Diego	2006	348	1,815	5.2	28
Shaun Alexander	Seattle	2005	370	1,880	5.1	27
Larry Johnson	Kansas City	2005	336	1,750	5.2	20
Ahman Green	Green Bay	2003	355	1,883	5.3	15
Priest Holmes	Kansas City	2002	313	1,615	5.2	21
Terrell Davis	Denver	1998	392	2,008	5.1	21
O.J. Simpson	Buffalo	1975	329	1,817	5.5	16

CONSECUTIVE 100-YARD ROAD GAMES

Titans running back **Derrick Henry** recorded 149 rushing yards at Indianapolis on Dec. 1, 2019. Over the course of the next year, he registered at least 100 rushing yards in eight more consecutive regular season road games, increasing his streak to nine games before it ended with a 98-yard effort at Green Bay on Dec. 27, 2020.

In NFL history, Henry's streak is the second-longest continuous stretch of its kind. Detroit's **Barry Sanders** had 10 road games in a row with 100-plus yards from 1996 to 1997.

Most consecutive road games with at least 100 rushing yards in NFL history:

Player	Team	Dates	Games
1. Barry Sanders	Detroit	11/24/1996–12/14/1997	10
2. Derrick Henry	Tennessee	12/1/2019–12/13/2020	9
3. Chris Johnson	Tennessee	10/18/2009–10/18/2010	8
4. Marcus Allen	L.A. Raiders	11/3/1985–9/14/1986	7
5. Arian Foster	Houston	12/22/2011–11/22/2012	6
Gerald Riggs	Atlanta	10/13/1985–12/22/1985	6
DeMarco Murray	Dallas	9/14/2014–12/4/2014	6

FIVE CONSEC. TEAM GAMES WITH RUSHING TD

Derrick Henry recorded a streak in 2020 of at least one rushing touchdown in five consecutive team games. It was his second such streak in as many seasons and tied for the longest such streak in franchise history. **DeMarco Murray** (2016) and **Earl Campbell** (twice—1979 and 1983) are the only other franchise players with five consecutive team games with a rushing touchdown.

Most consecutive team games with a rushing touchdown, franchise history:

Player	Season	Consec. Team Games with a Rushing TD
1. Derrick Henry	2020	5
Derrick Henry	2019	5
DeMarco Murray	2016	5
Earl Campbell	1983	5
Earl Campbell	1979	5
6. (eight tied)		4

2019 NFL RUSHING LEADERS

Titans running back **Derrick Henry** claimed the NFL's 2019 rushing title with 1,540 yards on 303 carries (5.1 avg.). The next-closest finisher was Cleveland's **Nick Chubb**, who had 1,494 rushing yards.

Henry joined **Billy Cannon** (AFL, 1961), **Earl Campbell** (1978-80) and **Chris Johnson** (2009) as the only running backs in franchise history to lead their respective leagues in rushing.

NFL rushing leaders in 2019:

Player	Team	Rushing Yards
1. Derrick Henry	Tennessee Titans	1,540
2. Nick Chubb	Cleveland Browns	1,494
3. Christian McCaffrey	Carolina Panthers	1,387
4. Ezekiel Elliott	Dallas Cowboys	1,357
5. Chris Carson	Seattle Seahawks	1,230
6. Lamar Jackson	Baltimore Ravens	1,206
7. Leonard Fournette	Jacksonville Jaguars	1,152
8. Josh Jacobs	Oakland Raiders	1,150
9. Joe Mixon	Cincinnati Bengals	1,137
10. Dalvin Cook	Minnesota Vikings	1,135

2019 TOUCHDOWN LEADERS

Titans running back **Derrick Henry** tied Green Bay's **Aaron Jones** for the NFL lead with 16 rushing touchdowns in 2019.

Additionally, Henry ranked third in the NFL with 18 total touchdowns behind Carolina's **Christian McCaffrey** and Jones, who each scored 19 total touchdowns.

NFL leaders in rushing touchdowns in 2019:

Player	Team	Rushing TDs
1. Derrick Henry	Tennessee Titans	16
Aaron Jones	Green Bay Packers	16
3. Christian McCaffrey	Carolina Panthers	15
4. Dalvin Cook	Minnesota Vikings	13
5. Todd Gurley	Los Angeles Rams	12
Ezekiel Elliott	Dallas Cowboys	12

NFL leaders in total touchdowns in 2019:

Player	Team	Total TDs
1. Christian McCaffrey	Carolina Panthers	19
Aaron Jones	Green Bay Packers	19
3. Derrick Henry	Tennessee Titans	18
4. Mark Ingram	Baltimore Ravens	15
5. Ezekiel Elliott	Dallas Cowboys	14
Todd Gurley	Los Angeles Rams	14

3 CONSEC. GAMES W/ 200 SCRIMMAGE YDS

From the final week of the 2019 regular season (Dec. 29 at Houston) through the Titans' first two playoff games (Jan. 4 at New England and Jan. 11 at Baltimore), **Derrick Henry** became the **first player in NFL history to rush for at least 180 yards in three consecutive regular season or postseason games.**

He also became only the third player since the 1970 NFL-AFL merger to have 200 scrimmage yards in three consecutive games. The other two players to accomplish the feat were Chicago Bears running back **Walter Payton** (1977) and Pittsburgh Steelers running back **Le'Veon Bell** (2014).

During the 2019 regular season and playoffs, Henry and Carolina Panthers running back **Christian McCaffrey** (two) were the only two players with multiple 200-yard scrimmage games. Together they accounted for five of the 14 such individual performances.

Most consecutive games with at least 200 scrimmage yards in the regular season and/or postseason, 1970–present:

Player	Team	Dates	Games
1. Derrick Henry	Tennessee	Dec. 29, 2019–Jan. 11, 2020	3
Le'Veon Bell	Pittsburgh	Nov. 17–Dec. 7, 2014	3
Walter Payton	Chicago	Nov. 13–Nov. 24, 1977	3
4. (several tied)			2

2018 NFL RUSHING LEADERS

Derrick Henry recorded 215 carries in 2018 for 1,059 yards. He ranked second in the AFC in rushing yardage behind Cincinnati's **Joe Mixon** (1,168) and ranked seventh overall in the NFL.

NFL rushing leaders in 2018 (rushing yards):

Player	Team	Rushing Yards
1. Ezekiel Elliott	Dallas Cowboys	1,434
2. Saquon Barkley	New York Giants	1,307
3. Todd Gurley	Los Angeles Rams	1,251
4. Joe Mixon	Cincinnati Bengals	1,168
5. Chris Carson	Seattle Seahawks	1,151
6. Christian McCaffrey	Carolina Panthers	1,098
7. Derrick Henry	Tennessee Titans	1,059
8. Adrian Peterson	Washington Redskins	1,042
9. Phillip Lindsay	Denver Broncos	1,037
10. Nick Chubb	Cleveland Browns	996

2018 RUSHING TOUCHDOWN LEADERS

Derrick Henry's scored a career-high 12 rushing touchdowns in 2018. He tied for the third-highest rushing touchdown total in the NFL.

Henry became the first Titans player with 12 rushing touchdowns in a season since **Chris Johnson** had 14 rushing touchdowns in 2009.

Most rushing touchdowns in 2018:

Player	Team	Rushing TDs
1. Todd Gurley	Los Angeles Rams	17
2. Alvin Kamara	New Orleans Saints	14
3. Derrick Henry	Tennessee Titans	12
4. James Conner	Pittsburgh Steelers	12
5. Saquon Barkley	New York Giants	11
6. Melvin Gordon	Los Angeles Chargers	10
7. Phillip Lindsay	Denver Broncos	9
8. Chris Carson	Seattle Seahawks	9
9. Marlon Mack	Indianapolis Colts	9
10. Jordan Howard	Chicago Bears	9

DECEMBER TO REMEMBER

In five games in the month of December 2018, **Derrick Henry's** rushing totals included 97 carries for 625 yards and eight touchdowns. His 625 yards were the most by any NFL player in any calendar month in 2018.

Additionally, Henry authored one of only four calendar months for the franchise since 1970 in which a player rushed for at least 600 yards. **Chris Johnson** (800 rushing yards in November 2009) and **Earl Campbell** (633 in October 1980; 662 in November 1980) were the organization's only other players to accomplish the feat in that timespan.

Henry's December rushing totals included 40 yards against the New York Jets (Dec. 2), a franchise-record 238 yards against the Jacksonville Jaguars (Dec. 6), 170 yards at the New York Giants (Dec. 16), 84 yards against the Washington Redskins (Dec. 22) and 93 yards against the Indianapolis Colts (Dec. 30).

For his efforts, Henry was named AFC Offensive Player of the Month.

Titans/Oilers with 500 rushing yards in any calendar month from 1970-2021 (includes playoffs):

Player	Season	Month	Rushing Yards
1. Chris Johnson	2009	November	800
2. Earl Campbell	1980	November	662
3. Earl Campbell	1980	October	633
4. Derrick Henry	2018	December	625
5. Derrick Henry	2020	November	594
6. Derrick Henry	2021	October	584
7. Earl Campbell	1979	September	569
8. Derrick Henry	2019	December	549
9. Eddie George	2000	October	548
10. Earl Campbell	1979	November	534
11. Derrick Henry	2020	December	520
12. DeMarco Murray	2016	October	511
13. Earl Campbell	1981	October	510

RUSHING YARDS IN A TWO-GAME SPAN

Following a franchise-record 238 rushing yards against the Jacksonville Jaguars on Dec. 6, 2018, **Derrick Henry** then totaled 170 rushing yards at the New York Giants on Dec. 16 to give him a franchise record of 408 rushing yards in a two-game span.

The previous record of 405 rushing yards in two games was set by **Earl Campbell** in 1980, when Campbell posted 203 yards against Tampa Bay (Oct. 19) and 202 yards against Cincinnati (Oct. 26).

Most total rushing yards in two consecutive games, franchise history:

Player	Game 1	Yds	Game 2	Yds	Total
Derrick Henry	12/6/18 vs. Jax	238	12/16/18 at NYG	170	408
Earl Campbell	10/19/80 vs. TB	203	10/26/80 vs. Cin	202	405

RECORD-SETTING NIGHT

On Dec. 6, 2018, **Derrick Henry** had one of the most memorable rushing performances in NFL history on Thursday Night Football. He rushed for a then-team-record 238 yards and four touchdowns (tied franchise record), including a 99-yard touchdown run.

[WATCH: Highlights from Derrick Henry's performance on 12/6/18](#)

Henry's 238 rushing yards set a new franchise record, breaking **Chris Johnson's** mark of 228 yards against the Jaguars on Nov. 1, 2009. It was the highest single-game rushing total in the NFL in 2018 and the league's highest total since **Doug Martin's** 251 rushing yards for the Tampa Bay Buccaneers against the Oakland Raiders on Nov. 4, 2012.

Henry later broke his own record with 250 rushing yard at Houston on Jan. 3, 2021 to take possession of five of the top eight single-game rushing totals in team annals.

Most rushing yards in a game, franchise history:

Player	Date	Opponent	Rushing Yards
1. Derrick Henry	1/3/21	at Houston	250
2. Derrick Henry	12/6/18	Jacksonville	238
3. Chris Johnson	11/1/09	Jacksonville	228
4. Eddie George	8/31/97	Oakland	216
Billy Cannon	12/10/61	at New York	216
6. Derrick Henry	12/13/20	at Jacksonville	215
7. Derrick Henry	10/18/20	Houston	212
8. Derrick Henry	12/29/19	at Houston	211
9. Earl Campbell	11/16/80	at Chicago	203
Earl Campbell	10/19/80	Tampa Bay	203

In the second quarter, Henry took a handoff from **Marcus Mariota** inside his own one-yard line and raced 99 yards for a touchdown. It was the second 99-yard run in NFL history, tying **Tony Dorsett's** record-setting touchdown run for the Dallas Cowboys against the Minnesota Vikings on Jan. 3, 1983. It was also the team record, topping Johnson's 94-yard touchdown run against the New York Jets on Dec. 17, 2012. The only other runs in franchise history of at least 90 yards were Johnson's 91-yard rush against the Houston Texans on Sept. 20, 2009 and a 91-yarder by Sid Blanks against the Jets on Dec. 13, 1964.

Henry's 99-yard touchdown run tied for the longest scrimmage play in NFL history. It was the 15th such play, including his and Dorsett's runs and 13 passing plays. The last 99-yard scrimmage play before Henry's was New York Giants wide receiver **Victor Cruz's** 99-yard reception from **Eli Manning** against the New York Jets on Dec. 24, 2011.

Longest runs from scrimmage in NFL history:

Player	Team	Date	Opponent	Rushing Yards
1. Derrick Henry	Tennessee	12/6/18	Jacksonville	99t
Tony Dorsett	Dallas	1/3/83	Minnesota	99t
3. Ronald Jones	Tampa Bay	11/15/20	Carolina	98t
Ahman Green	Green Bay	12/28/03	Denver	98t
5. Lamar Miller	Houston	11/26/18	Tennessee	97t
Lamar Miller	Miami	12/28/14	N.Y. Jets	97t
Andy Uram	Green Bay	10/8/39	Chi. Cardinals	97t
Bob Gage	Pittsburgh	12/4/49	Chi. Bears	97t

Henry scored on a three-yard run in the first quarter, a 99-yard run in the second quarter, a 16-yard run in the third quarter, and finally a 54-yard run in the third quarter. He tied the franchise record and became the third player in franchise history to rush for four touchdowns in a game, joining Earl Campbell (against Miami on Nov. 20, 1978) and Lorenzo White (against Cleveland on Dec. 9, 1990).

The only franchise player with more overall touchdowns in a game than Henry was Oilers running back **Billy Cannon**, who had five total touchdowns (three rushing, two receiving) at the New York Titans on Dec. 10, 1961. Henry became the first NFL player with four rushing touchdowns in a game since New England Patriots running back **Jonas Gray** at Indianapolis on Nov. 16, 2014.

Most rushing touchdowns in a game, franchise history:

Player	Date	Opponent	Rushing Touchdowns
1. Derrick Henry	12/6/18	Jacksonville	4
Lorenzo White	12/9/90	Cleveland	4
Earl Campbell	11/20/78	Miami	4
4. (several tied)			3

Additionally, Henry's rushing performance against the Jaguars accomplished the following:

- He became the ninth NFL player since 1975 with at least one 90-yard run and at least one 60-yard reception in his career. The others were **Tony Dorsett, Garrison Hearst, Tiki Barber, Chris Johnson, Jamaal Charles, Herschel Walker, Warrick Dunn** and **Adrian Peterson**.
- Henry became the seventh NFL player since the 1970 AFL-NFL merger with at least four rushing touchdowns and at least 200 rushing yards in a game, joining **Clinton Portis, Barry Sanders, Doug Martin, Jonas Gray, Mike Anderson** and **Corey Dillon**. Henry became the first to accomplish the feat in fewer than 20 carries (17).
- He matched former Titans running back **Chris Johnson** as the only players in NFL history with a rushing touchdown of at least 90 yards and a rushing touchdown of at least 50 yards in the same game. Johnson accomplished the feat against the Houston Texans on Sept. 20, 2009.
- His 24 points tied for the fourth-highest single-game total in franchise history, trailing only **Billy Cannon** (30 on Dec. 10, 1961), **Rob Bironas** (26 on Oct. 21, 2007) and **George Blanda** (26 on Sept. 18, 1960). **Earl Campbell** (Nov. 20, 1978) and **Lorenzo White** (Dec. 9, 1990) also had 24 points on four touchdowns in a single game.
- His 238 rushing yards and four rushing touchdowns were each the most in any Thursday Night Football game in history.

RUSHING YARDS IN A SINGLE POSTSEASON

Derrick Henry accumulated 446 rushing yards during the 2019 playoffs. He had 182 yards on 34 carries in the wild card round at New England, followed by 195 yards on 30 attempts in the divisional round at Baltimore. In the AFC championship game, he had 69 yards on 19 rushing attempts.

Henry's average of 148.7 rushing yards per game ranked fourth in NFL history for players with at least two games played. Only a trio of Pro Football Hall of Fame members—Denver Broncos running back **Terrell Davis** (156.0 in 1998), Los Angeles Raiders running back **Marcus Allen** (155.3 in 1983) and Washington Redskins running back **John Riggins** (152.5 in 1982) have averaged more rushing yards in a single postseason than Henry.

In Titans/Oilers history, **Eddie George** established the previous record for average rushing yards in a single postseason during the 1999 playoffs. In four games, George carried the ball 108 times for 449 yards, or an average of 112.3 yards per contest.

Most rushing yards per game in a single NFL postseason (minimum two games):

Player	Team	Season	Games	Rush Yards	Per Game
1. Terrell Davis	Denver	1998	3	468	156.0
2. Marcus Allen	L.A. Raiders	1983	3	466	155.3
3. John Riggins	Washington	1982	4	610	152.5
4. Derrick Henry	Tennessee	2019	3	446	148.7
5. Eric Dickerson	L.A. Rams	1985	2	294	147.0
6. Terrell Davis	Denver	1997	4	581	145.3
7. Arian Foster	Houston	2011	2	285	142.5
8. Thurman Thomas	Buffalo	1990	3	390	130.0
9. Brian Westbrook	Philadelphia	2006	2	257	128.5
10. Fred Taylor	Jacksonville	1998	2	248	124.0

George's 449 yards during the team's run to Super Bowl XXXIV also established the franchise benchmark for most total rushing yards in a single postseason. Henry came within three yards of the mark in one fewer game.

Most rushing yards in a single postseason, franchise history:

Player	Season	Games	Rush Yards
1. Eddie George	1999	4	449
2. Derrick Henry	2019	3	446
3. Earl Campbell	1978	3	264
4. Steve McNair	1999	4	209
5. Derrick Henry	2017	2	184

Henry's 2019 playoff rushing yardage total ranked sixth in NFL history. It was the most by any NFL player since George's 1999 postseason.

Most total rushing yards in a single NFL postseason:

Player	Team	Season	Games	Rush Yards
1. John Riggins	Washington	1982	4	610
2. Terrell Davis	Denver	1997	4	581
3. Terrell Davis	Denver	1998	3	468
4. Marcus Allen	L.A. Raiders	1983	3	466
5. Eddie George	Tennessee	1999	4	449
6. Derrick Henry	Tennessee	2019	3	446
7. Thurman Thomas	Buffalo	1990	3	390
8. Natrone Means	Jacksonville	1996	3	358
9. Le'Veon Bell	Pittsburgh	2016	3	357
10. Freeman McNeil	N.Y. Jets	1982	3	349

RUSHING YARDS IN A TITANS PLAYOFF GAME

On Jan. 4, 2020, **Derrick Henry** rushed for 182 yards and one touchdown on 34 attempts in a wild card playoff victory at New England. In doing so, he set a new franchise single-game postseason record for rushing yards in a game, surpassing **Eddie George's** 162 yards at Indianapolis on Jan. 16, 2000.

One week later, on Jan. 11, 2020, Henry broke his own record, going for 195 rushing yards on 30 carries at Baltimore.

Henry now owns two of the top three rushing games in franchise postseason history.

Most single-game rushing yards in franchise postseason history:

Player	Date	Opp	Att	Yds	Avg	TD
1. Derrick Henry	1/11/20	at Bal	30	195	6.5	0
2. Derrick Henry	1/4/20	at NE	34	182	5.4	1
3. Eddie George	1/16/00	at Ind	26	162	6.2	1
4. Derrick Henry	1/6/18	at KC	23	156	6.8	1
5. Earl Campbell	12/31/78	at NE	27	118	4.4	1
6. Eddie George	1/8/00	Buf	29	106	3.7	0
7. Eddie George	1/30/00	StL (SB)	28	95	3.4	2



2021 RECAP

DRAFT

TEAM NOTES

PLAYER NOTES

STATISTICS

ROSTERS

SCRIMMAGE YARDS IN A TITANS PLAYOFF GAME

Derrick Henry's 182 rushing yards and 22 receiving yards in the team's wild card playoff victory at New England on Jan. 4, 2020 gave him a franchise-record 204 scrimmage yards.

Henry broke his own record of 191 scrimmage yards in a wild card playoff contest at Kansas City on Jan. 6, 2018 (156 rushing, 35 receiving).

On Jan. 11, 2020, one week after establishing the current record, Henry had 202 scrimmage yards (195 rushing, seven receiving) at Baltimore, giving him the three biggest scrimmage yards totals in franchise postseason history.

Prior to Henry, the organization record stood for 57 years. It was set on Jan. 1, 1961, when **Billy Cannon** had 178 scrimmage yards against the Los Angeles Chargers.

Most single-game scrimmage yards in franchise postseason history:

Player	Date	Opp	Rush Yards	Rec Yards	Scrim Yards
1. Derrick Henry	1/4/20	at NE	182	22	204
2. Derrick Henry	1/11/20	at Bal	195	7	202
3. Derrick Henry	1/6/18	at KC	156	35	191
4. Billy Cannon	1/1/61	LAC	50	128	178
5. Eddie George	1/16/00	at Ind	162	14	176
6. Eddie George	1/7/01	Bal	91	52	143
7. Ernest Givins	12/31/89	at Pit	0	136	136

FRANCHISE PLAYOFF RUSHING LEADERS

In the 2021 postseason, **Derrick Henry** increased his career playoff totals to 732 rushing yards on 156 attempts. He is second on the franchise's all-time postseason rushing list behind only **Eddie George** (776).

Henry is tied with **Earl Campbell** for third place on the franchise's all-time postseason leaderboard with four rushing touchdowns, trailing **Steve McNair** (six) and **George** (five).

Franchise career postseason rushing leaders:

Player	Games	Att	Yards	Avg	TD
1. Eddie George	9	206	776	3.8	5
2. Derrick Henry	7	156	732	4.7	4
3. Earl Campbell	6	135	420	3.1	4
4. Steve McNair	9	54	349	6.5	6
5. Lorenzo White	7	76	264	3.5	1

MORE TITANS RUNNING BACKS

45 - FB KHARI BLASINGAME

6-0, 233, 3rd Year, Vanderbilt

➤ Blasingame was signed by the Titans to their active roster from the Minnesota Vikings' practice squad on Nov. 13, 2019.

➤ In 2021, he appeared in 11 games with three starts, totaling six yards on three rushing attempts and four yards on two receptions. He helped the Titans offense finish fifth in the NFL in rushing (141.4 yards per game).


➤ In 2020, he appeared in 15 games with seven starts during the regular season and caught four passes for 39 yards. He also started one postseason game. He was a key contributor as a blocker for Derrick Henry's 2,027 rushing yards, helping Henry become the eighth player in NFL history to reach the 2,000-yard rushing mark in a season.

➤ In his rookie season (2019), he saw action in six games with three starts at fullback, catching four passes for 54 yards and collecting two special teams tackles, tying for the team lead in special teams tackles twice in 2019 (at IND, at NE).

➤ The former Vanderbilt product played in all three postseason contests with a start at fullback and notched two special teams tackles and a forced fumble on coverage units.

➤ Made his first career start in his NFL debut against Jacksonville (11/24/19).

➤ Amassed 997 rushing yards and 15 rushing scores as well as 35 catches for 380 yards and two receiving touchdowns during his collegiate career at



Vanderbilt.

➤ The New Market, Ala., native was originally signed by the Minnesota Vikings as a rookie free agent on May 3, 2019.

2021 Game Notes:

➤ Placed on injured reserve on Nov. 6, 2021 and returned to the 53-man roster on Nov. 27.

➤ **At New England (11/28)**, registered the first three rushing attempts of his career for a total of six yards.

44 - FB TORY CARTER

6-0, 229, Rookie, Louisiana State

➤ Signed by the Titans as an undrafted free agent on May 14, 2021. He spent the first seven games of the 2021 season on the practice squad before being signed to the 53-man roster on Oct. 30.

➤ In 2021, he appeared in eight games with two starts before landing on injured reserve to finish the season. He recorded two special teams tackles and one fumble recovery on special teams.

➤ A native of Valdosta, Ga., he appeared in 42 games with six starts at fullback/tight end over four seasons at Louisiana State (2017-20) and caught 16 passes for 157 yards and two touchdowns.

➤ As a senior in 2020, Carter saw action in seven games with one start at fullback and caught four passes for 42 yards, including a long of 15.


2021 Game Notes:

➤ **Against Indianapolis (9/26)**, made his NFL debut.

➤ **Against New Orleans (11/14)**, recovered a fumble on special teams, leading to an eventual Titans touchdown. On the opening kickoff of the second half, he was credited with a fumble recovery after Saints returner Deonte Harris lost the ball. The Titans offense scored a touchdown five plays later. The fumble recovery was the first of Carter's career.

➤ **Against Houston (11/21)**, registered his first career start.

➤ Placed on injured reserve on Dec. 18, 2021.



32 - RB DARRYNTON EVANS

5-10, 203, 2nd Year, Appalachian State

➤ The Oak Hill, Fla., native was selected by the Titans in the third round (93rd overall) of the 2020 NFL Draft.

➤ In 2021, he rushed for seven yards on two carries and added two receptions for 11 yards in one game between two separate stints on injured reserve. He added a 17-yard kickoff return.

➤ In 2020, he appeared in five games as a rookie during the regular season and totaled 14 rushing attempts for 54 yards. He added two receptions for 27 yards and a touchdown and nine kickoff returns for 206 yards. He also appeared in one postseason contest, registering two kickoff returns for 46 yards and one yard on one rushing attempt.

➤ In three on-field seasons at Appalachian State (2016, 2018-19), Evans appeared in 39 games and made 22 starts.

➤ He was a two-time All-Sun Belt first-team selection and was the Sun Belt's Offensive Player of the Year in 2019. Evans was a two-time Sun Belt Championship Game MVP and MVP of the 2019 New Orleans Bowl.

➤ He finished his career with 2,884 rushing yards (ninth all-time at Appalachian State) despite being the primary running back for just 23 career games. Set school records for most career rushes without a fumble (482) and single-season rushes without a fumble (255 in 2019). Had 4,642 all-purpose yards, including 1,439 yards on kickoff returns and 319 yards as a receiver, plus 14 passing yards on a forward-flipped jet sweep. Scored 34 total touchdowns with 25 rushing, six receiving and a program-record three as a kick returner. Totaled 11 runs of at least 50 yards in his final two seasons.

2021 Game Notes:

➤ Placed on injured reserve on Sept. 2, 2021.

➤ Activated from injured reserve on Oct. 23, 2021.

➤ **Against Kansas City (10/24)**, made his season debut and caught two passes for 11 yards and rushed two times for seven yards. He added a 17-yard kickoff return.

➤ Placed on season-ending injured reserve on Oct. 29, 2021.



7 - RB D'ONTA FOREMAN**6-1, 236, 4th Year, Texas**

- Re-signed with the Titans to the practice squad on Nov. 2, 2021, and he was then signed to the 53-man roster on Nov. 6.
- In 2021, he appeared in nine games and set career highs with three starts, 566 rushing yards, 133 carries, three rushing touchdowns, nine receptions and 123 receiving yards. He was the team's second-leading rusher behind Derrick Henry. He added 66 rushing yards in the team's divisional playoff contest. From Week 12 to Week 18, he ranked sixth in the NFL with 482 rushing yards.
- In 2020, he spent time with the Titans on the practice squad before being promoted to the 53-man roster. He appeared in six games during the regular season, totaling 22 carries for 95 yards and one reception for a five-yard touchdown.
- Originally entered the NFL as a third-round pick (89th overall) of the Houston Texans in the 2017 NFL Draft.
- Prior to his arrival in Tennessee, the University of Texas product appeared in 11 NFL contests with one start over two seasons (2017-18) with the Texans. He posted 326 rushing yards on 85 carries with two rushing touchdowns and added eight catches for 111 yards with a receiving score.
- Foreman was released by the Texans during the 2019 preseason and was claimed off waivers by the Indianapolis Colts. He did not see any game action in 2019 after being waived injured by the Colts prior to the regular season.

2021 Game Notes:

- **At Los Angeles Rams (11/7)**, led the Titans with 29 rushing yards on five attempts in his first game since re-signing with the team less than a week before the game.
- **Against New Orleans (11/14)**, registered his second career start and his first start since his rookie season in 2017 with the Houston Texans. He totaled 78 scrimmage yards, the third-best total of his career. He rushed for a team-high 30 yards on 11 carries and added two receptions for 48 yards. In the third quarter, he took a screen pass 39 yards for the longest catch of his career, eclipsing his 34-yarder at New England as a member of the Houston Texans on Sept. 24, 2017.
- **Against Houston (11/21)**, rushed for 35 yards on seven carries and added a 15-yard reception.
- **At New England (11/28)**, posted career highs with 19 rushing attempts and 109 rushing yards, registering his first career 100-yard rushing game. His 19 attempts led the team. Foreman and Dontrell Hilliard (131 rushing yards) combined to become the franchise's first duo with at least 100 rushing yards each in the same game since Chris Johnson and LenDale White at Detroit on Nov. 27, 2008. It marked the eighth such occasion in franchise annals. In the third quarter, he recorded a 30-yard rushing attempt. He and Hilliard became the first players in 2021 to rush for at least 100 yards against the Patriots and the first to do so since Miami's Ahmed Salvon on Dec. 20, 2020.
- **Against Jacksonville (12/12)**, led the team with 47 rushing yards on a team-high 13 attempts and added 15 yards on a pair of receptions. His 47 rushing yards ranked fourth in his career. He registered his first rushing touchdown of the season (third career) on a five-yard run in the first quarter.
- **At Pittsburgh (12/19)**, led the team with 108 rushing yards on a career-high 22 rushing attempts, including a 20-yard run in the fourth quarter. With an additional 27 yards on two receptions, he set a career high with 135 scrimmage yards. He logged his second career 100-yard rushing game and his second 100-yard performance in a three-game span.
- **Against San Francisco (12/23)**, totaled 17 yards and a touchdown on nine rushing attempts. He scored his second rushing touchdown of the season on a three-yard run in the third quarter.
- **Against Miami (1/2)**, led the team with a career-high 132 rushing yards on 26 rushing attempts, which also was a career high. He scored on a 21-yard run in the second quarter. He registered his second consecutive game with a touchdown run and his third game with a touchdown in a four-game span. It was his third 100-yard rushing performance in a five-game span. In the fourth quarter, he went over the 100-yard mark on a 35-yard run. The play was the second-longest rushing attempt of his career.
- **At Houston (1/9)**, led the team with 69 yards on 21 rushing attempts. He added a 15-yard reception to Houston's one-yard line to help set up a touchdown in the second quarter. He finished the regular season ranked second on the team with a career-high 566 rushing yards on 133 attempts (4.3 avg.).



- **Against Cincinnati (1/22)**, rushed for a team-high 66 yards on four rushing attempts, an average of 16.5 yards per attempt. He rushed for a 45-yard gain in the third quarter to register his longest career run in either the regular season or postseason. It was the longest run in the postseason by a Titans player since Derrick Henry's 66-yard carry at Baltimore on Jan. 11, 2020.

40 - RB DONTRELL HILLIARD**5-11, 202, 4th Year, Tulane**

- The Titans signed Dontrell Hilliard to the practice squad on Oct. 27, 2021.
- In 2021, he appeared in eight games with five starts. He set career highs with 56 rushing attempts and 350 rushing yards and tied a career high with a pair of rushing touchdowns. He added 87 yards on a career-high 19 receptions and added eight kickoff returns for 177 yards (22.1 avg.). In the team's divisional playoff game, he had three receptions for 13 yards and one kickoff return for 26 yards.
- Prior to joining the Titans, Hilliard appeared in 32 games over three seasons with stops in Cleveland (2018-20) and Houston (2020). He rushed 22 times for 97 yards and two touchdowns, also registering 22 receptions for 199 yards. As a returner, he posted a 7.1-yard average on 15 punt returns and 23.1-yard average on 23 kickoff returns.
- In 2020, Hilliard recorded nine rushes for 48 yards and returned seven kickoffs for 125 yards while with the Brown and Texans.
- He originally signed with the Cleveland Browns as a rookie free agent on May 4, 2018.
- As a college player at Tulane, Hilliard played in 47 games and rushed for 2,948 yards and 30 touchdowns.

**2021 Game Notes:**

- **At Indianapolis (10/31)**, made his Titans debut.
- **Against Houston (11/21)**, rushed for 35 yards on seven carries, setting career highs in each category. He led the team and set a career high with eight receptions, tying Jeremy McNichols (Oct. 3 at New York Jets) for the most by a Titans running back through 11 games in 2021. Hilliard's 47 receiving yards also set a career high. He established a career high and ranked second on the team with 82 scrimmage yards. His rushing performance included a 16-yard gain in the third quarter. He added three kickoff returns for 65 yards (long of 26).
- **At New England (11/28)**, registered his first career start and his first career 100-yard rushing game, leading the team with 131 yards on 12 attempts, including a touchdown. He averaged 10.9 yards per attempt. In the second quarter, he rushed for a career-long 68-yard touchdown. It was his third career rushing touchdown and his first in a Titans uniform. He combined with D'onta Foreman (109 rushing yards) to become the franchise's first duo with at least 100 rushing yards each in the same game since Chris Johnson and LenDale White at Detroit on Nov. 27, 2008. It marked the eighth such occasion in franchise annals. He and Foreman became the first players in 2021 to rush for at least 100 yards against the Patriots and the first to do so since Miami's Ahmed Salvon on Dec. 20, 2020. He added two kickoff returns for 42 total yards.
- **Against Jacksonville (12/12)**, accumulated 13 yards on six carries.
- **At Pittsburgh (12/19)**, totaled 49 yards on nine rushing attempts and 10 yards on four receptions. His four receptions tied for the team lead.
- **Against San Francisco (12/23)**, started and rushed for 20 yards on five attempts.
- **Against Miami (1/2)**, rushed for 45 yards and a touchdown on eight attempts and added three receptions for 33 yards. His three catches tied for the team lead. He finished second on the team with 78 scrimmage yards and added a 24-yard kickoff return. In the fourth quarter, he scored on a 39-yard run, which was the second-longest rushing attempt of his career.
- **At Houston (1/9)**, finished second on the team with 57 rushing yards on nine attempts. He helped seal the victory with an 11-yard run inside the two-minute warning in the fourth quarter. He concluded the season ranked third on the team with a career-high 350 rushing yards on 56 attempts, including a pair of touchdowns.
- **Against Cincinnati (1/22)**, caught three passes for 13 yards and returned a kickoff 26 yards in the divisional playoffs.



TITANS TIGHT ENDS


No.	Name	Ht	Wt	Exp	College
86	Firkser, Anthony	6-2	246	4	Harvard
89	Hudson, Tommy	6-3	255	1	Arizona State
83	Izzo, Ryan	6-5	255	4	Florida State
82	Moore, Briley*	6-4	240	R	Kansas State
85	Pruitt, MyCole	6-2	245	6	Southern Illinois
87	Swaim, Geoff	6-4	260	7	Texas

* Spent the entire 2021 season on injured reserve

#86 • TE ANTHONY FIRKSER

6-2, 246, 4th Year, Harvard

[Click for complete bio](#)



Tight end **Anthony Firkser** completed his fourth NFL season in 2021. He was signed by the Titans during the 2018 offseason.

From 2018 to 2021, Firkser ranked third on the team with 106 total receptions, trailing only wide receivers **A.J. Brown** (185) and **Corey Davis** (173). His 1,107 receiving yards in the same time period were fourth on the team behind Brown (2,995), Davis (2,476) and tight end **Jonnu Smith** (1,145).

In 2021, Firkser appeared in 15 games with one start. He totaled 34 receptions for 291 yards with a career-high two touchdown catches. He added a touchdown on an offensive fumble recovery.

In 2020, Firkser played in every game for the first time in his career. He set career highs with 39 receptions and 387 yards and caught one touchdown pass. His reception total and receiving yardage total each ranked fourth on the team and second among the club's tight ends. In one playoff contest, he registered a pair of receptions for 44 yards.

In 2019, he set career highs with 15 games played and one start and contributed 14 receptions for 204 yards and one touchdown. He added three catches for 45 yards and a team-high two touchdowns in three playoff games.

In 2018, Firkser spent time on the Titans' 53-man roster and practice squad. He produced a total of 19 receptions for 225 yards and one touchdown in 12 games.

He was originally signed by the New York Jets as an undrafted free agent on May 5, 2017. After his release from the Jets, he spent time as a rookie on the practice squad of the Kansas City Chiefs and stayed with the Chiefs for part of the 2018 offseason.

A native of Manalapan, N.J., Firkser appeared in 29 games with 24 starts over four seasons at Harvard (2013-16) and caught 99 passes for 1,559 yards and 14 touchdowns. He finished his career ranked 12th all-time in school history in receptions, ninth all-time in receiving yards and sixth all-time in touchdown receptions. He was named to the All-Ivy League second team as both a junior and sophomore.



2021 Game Notes:

- **Against Arizona (9/12)**, caught three passes for 19 yards.
- **At Seattle (9/19)** and **against Indianapolis (9/26)**, he was inactive with a knee injury.
- **At New York Jets (10/3)**, returned from injury and caught three passes for 23 yards.
- **At Jacksonville (10/10)**, gained 33 yards on three receptions.
- **Against Buffalo (10/18)**, caught one pass for 11 yards.
- **Against Kansas City (10/24)**, caught one pass for nine yards.
- **At Indianapolis (10/31)**, caught one pass for eight yards. He also recovered a fumble by defensive end Tyquan Lewis after an interception to get the ball back for Tennessee.
- **At Los Angeles Rams (11/7)**, caught one pass for seven yards in his 50th career game.
- **Against New Orleans (11/14)**, caught one pass for two yards.
- **Against Houston (11/21)**, credited with a fumble recovery for a touchdown. In the fourth quarter, running back Dontrell Hilliard caught a pass and fumbled the ball into the end zone, where Firkser recovered it for the score. It was Firkser's fourth career touchdown (three receiving). He totaled five receptions for 26 yards against the Texans
- **At New England (11/28)**, caught one pass for seven yards.
- **Against Jacksonville (12/12)**, tied for the team lead with four receptions and ranked second on the team with 34 receiving yards. All four of his receptions resulted in first downs, including three on third down.
- **At Pittsburgh (12/19)**, posted two receptions for 19 yards. He went over the 1,000-yard career receiving mark during the contest.
- **Against San Francisco (12/23)**, caught one pass for 13 yards to convert a third down.
- **Against Miami (1/2)**, totaled 24 yards and a touchdown on three receptions, the latter of which tied for the team lead. He scored a touchdown on a 15-yard pass from Ryan Tannehill in the fourth quarter. He reached 100 career receptions on his first catch of the game.
- **At Houston (1/9)**, registered four receptions for a season-high 56 yards, including a touchdown. In the second quarter, he hauled in a five-yard touchdown pass from Ryan Tannehill in the second quarter, marking his second consecutive game with a touchdown catch. His two touchdown receptions on the season set a career high and improved his career total to five touchdown receptions.

Firkser's Career Regular Season Statistics:

Year	GP	GS	Rec	Yds	Avg	Lg	TD
2018	12	0	19	225	11.8	28	1
2019	15	1	14	204	14.6	39	1
2020	16	1	39	387	9.9	45	1
2021	15	1	34	291	8.6	24	2
Totals	58	3	106	1,107	10.4	45	5

Firkser's Career Postseason Statistics:

Year	GP	GS	Rec	Yds	Avg	Lg	TD
2019	3	0	3	45	15.0	22t	2
2020	1	0	2	44	22.0	35	0
2021	1	0	0	0	-	-	0
Totals	5	0	5	89	17.8	35	2

Firkser's NFL Regular Season Single-Game Highs:

Receptions - 8 vs. Houston (10/18/20)
Receiving Yards - 113 vs. Houston (10/18/20)
Long Reception - 45 vs. Houston (10/18/20)
Touchdowns - 1 (Five times, last at Houston, 1/9/22)

Firkser's NFL Playoff Single-Game Highs:


Receptions - 2 (Twice, last vs. Baltimore, 1/10/21)
Receiving Yards - 44 vs. Baltimore (1/10/21)
Long Reception - 35 vs. Baltimore (1/10/21)
Touchdowns - 1 (Twice, last at Kansas City, 1/19/20)

MORE TITANS TIGHT ENDS

89 - TE TOMMY HUDSON

6-3, 255, 1st Year, Arizona State

- The Titans signed Tommy Hudson as a rookie free agent following the 2020 NFL Draft.
- In 2021, he totaled three receptions for 31 yards in five games before finishing the campaign on injured reserve.
- In 2020, Hudson spent 10 games during the regular season and one game during the playoffs on the practice squad. He was on the reserve/practice squad suspended list for the remaining six contests.
- Hudson appeared in 40 games with 26 starts over four seasons at Arizona State (2016-19). He totaled 25 receptions for 205 yards and played primarily as a blocking tight end.
- As a senior at Arizona State (2019), he appeared in 13 games with 11 starts and caught 10 passes for a career-high 112 yards.
- He is a native of San Jose, Calif.



2021 Game Notes:

- **At Seattle (9/19)**, played his first career game and recorded a 14-yard reception on his first career catch. The play converted a third-and-three in the first quarter.
- **At New York Jets (10/3)**, caught one pass for 14 yards before leaving the game with an ankle injury in the third quarter.
- Placed on injured reserve on Oct. 8, 2021 and activated on Nov. 20.
- Placed on season-ending injured reserve on Dec. 11.

85 - TE MyCOLE PRUITT

6-2, 245, 6th Year, Southern Illinois

- Pruitt rejoined the Titans on Sept. 3, 2021, when he was signed to the practice squad, and he was later promoted to the 53-man roster on Sept. 13. He was previously with the team from 2018 to 2020 before a stint with the San Francisco 49ers during the 2021 offseason and preseason.
- In 2021, he appeared in 16 games with nine starts and established career highs with 14 receptions, 145 receiving yards and three touchdowns. He finished the season on injured reserve.
- In 2020, he appeared in 11 games with four starts and totaled five catches for 49 yards and a career-high two touchdowns. He also recovered a fumble for a touchdown to give him three total touchdowns on the season. Additionally, as a blocker he helped Derrick Henry become the NFL's eighth all-time player to reach the 2,000-yard rushing mark (2,027).
- In 2019, he played in all 16 games and set a career high with 10 starts. He posted six receptions for 90 yards and one touchdown, and he added four catches for 28 yards in three playoff games (one start).
- He arrived in Tennessee in 2018 with 21 games of NFL experience with the Texans, Chicago Bears and Minnesota Vikings. His statistics prior to joining the Titans included 12 receptions for 102 yards.
- Pruitt was a fifth-round selection by the Vikings in the 2015 NFL Draft.
- A native of South Bend, Ind., he amassed multiple school records for tight ends during a four-year career at Southern Illinois, where he tallied 211 career receptions for 2,601 yards and 25 touchdowns. He earned All-America honors for both his junior and senior seasons. Pruitt also was named the best tight end in the 30-year history of Missouri Valley Conference.



2021 Games Notes:

- **At Seattle (9/19)**, established new career highs with three receptions and 43 receiving yards, topping his previous highs of two receptions (eight previous games) and 42 receiving yards (Dec. 8, 2019 at Oakland). He had a 22-yard reception in the third quarter.
- **Against Indianapolis (9/26)**, converted a third-and-four with a seven-yard catch in the fourth quarter. It helped lead to a Titans field goal.
- **At New York Jets (10/3)**, caught a pass for a two-point conversion in the fourth quarter to help give the Titans a seven-point lead. He added 14 yards on one reception.
- **At Jacksonville (10/10)**, caught a 14-yard touchdown pass from Ryan Tannehill in the second quarter. It was his first touchdown reception of 2021 and the fifth touchdown of his career.
- **Against Kansas City (10/24)**, totaled 27 yards and a touchdown on two receptions. He caught a five-yard touchdown pass from running back Derrick Henry in the first quarter and added a 22-yard reception in the second quarter to help set up a Titans field goal.
- **Against New Orleans (11/14)**, caught a two-yard touchdown pass from Ryan Tannehill in the third quarter. He established a new career high with


his third touchdown reception of the season.

- **Against Miami (1/2)**, exited the game in the second quarter with an ankle injury and did not return.
- Placed on injured reserve on Jan. 3, 2022.

87 - TE GEOFF SWAIM

6-4, 260, 7th Year, Texas

- Swaim was signed by the Titans prior to the start of the 2020 season.
- In 2021, he established career highs with 16 games played, 16 starts, 31 receptions and three touchdown catches. His 210 receiving yards ranked second in his career. He also started the team's divisional playoff contest.
- Originally a seventh-round pick by the Cowboys in the 2015 NFL Draft, Swaim played in 43 total games over five seasons with the Cowboys (2015-18) and the Jaguars (2019). His career totals in that time included 48 catches for 401 yards and a touchdown in his career.
- In 2020, he appeared in 10 games (eight starts) in his first season in Tennessee. He produced nine receptions for 83 yards and one touchdown and helped block for Derrick Henry's 2,027-yard rushing season. Swaim started one playoff game with one reception for five yards.
- As a senior at the University of Texas, he started all 13 games, spending most of his time helping block for a running game that rushed for 1,786 yards and seven touchdowns. He totaled 13 catches for 84 yards.
- A native of Chico, Calif., Swaim played at Butte College in Oroville, Calif., for two years prior to transferring to Texas.




2021 Game Notes:

- Placed on reserve/COVID-19 on Aug. 26 and removed from the list on Sept. 6.
- **Against Indianapolis (9/26)**, totaled three receptions for 27 yards, including a 26-yard catch in the second quarter.
- **At Indianapolis (10/31)**, totaled four receptions for 23 yards and a touchdown. He caught a six-yard touchdown pass from Ryan Tannehill in the second quarter to notch his first touchdown catch of 2021 and the third touchdown reception of his career.
- **At Los Angeles Rams (11/7)**, totaled four receptions for 29 yards and caught a two-yard touchdown pass from Ryan Tannehill in the second quarter. With touchdown catches in consecutive weeks, his two touchdowns in 2021 established a new career high for a season.
- **Against Jacksonville (12/12)**, led the team with 45 receiving yards on three receptions. He turned a screen pass into a 24-yard gain in the third quarter.
- **Against San Francisco (12/23)**, totaled 10 yards on three receptions, including two catches for 10 yards on the game-winning drive in the fourth quarter. On the same drive, he also forced a defensive pass interference penalty for six yards and a first down.
- **Against Miami (1/2)**, totaled nine yards and a touchdown on three receptions, the latter of which tied for the team lead. He recorded a one-yard touchdown reception in the first quarter, increasing his career high to three touchdowns in 2021.

83 - TE RYAN IZZO

6-5, 255, 4th Year, Florida State

- Ryan Izzo was signed by the Titans as a free agent off the practice squad of the Seattle Seahawks on Jan. 5, 2022.
- In 2021, he appeared in one regular season game and one postseason game for the Titans after being signed off Seattle's practice squad late in the season.
- Prior to joining the Titans, Izzo appeared in 18 games with 16 starts for the New England Patriots from 2018 to 2020. He totaled 313 yards and one touchdown on 19 receptions.
- In 2020, he established career highs with the Patriots in games (12), starts (12), receptions (13) and receiving yards (199).
- Izzo was traded from New England to Houston on March 18, 2021, and then waived by the Texans following training camp. He then spent time on the New York Giants practice squad before joining the Seattle Seahawks practice squad on Sept. 21, 2021.
- In three seasons at Florida State (2015-17), Izzo tallied 54 receptions, 761 yards and six touchdowns in 41 career games (37 starts).



2021 Game Notes:

- **At Houston (1/9)**, made his Titans debut.
- **Against Cincinnati (1/22)**, he started in his first career playoff game.



TITANS WIDE RECEIVERS

No.	Name	Ht	Wt	Exp	College
13	Batson, Cameron	5-8	175	4	Texas Tech
11	Brown, A.J.	6-1	226	3	Mississippi
10	Fitzpatrick, Dez	6-2	208	R	Louisville
88	Johnson, Marcus	6-1	207	4	Texas
2	Jones, Julio	6-3	220	11	Alabama
81	McMath, Racey	6-3	217	R	Louisiana State
80	Rogers, Chester	6-0	184	5	Grambling State
15	Westbrook-Ikhine, Nick	6-2	211	2	Indiana

#11 • WR A.J. BROWN

6-1, 226, 3rd Year, Mississippi

[Click for complete bio](#)

Wide receiver **A.J. Brown** completed his third NFL season in 2021. He was selected by the Titans in the second round (51st overall) of the 2019 NFL Draft.

In his first three years in the NFL, Brown led the Titans with 185 receptions, 2,995 receiving yards, a 16.2-yard receiving average and 24 touchdown catches. Since 1970, Brown was only the fourth NFL player to reach all of those numbers within his first three seasons, joining **Randy Moss**, **Jerry Rice** and **John Jefferson**.

Brown posted a team-best 63 receptions, 869 receiving yards and five touchdown catches in 2021, despite missing four games due to injury. He became the first player in franchise annals to begin his career with three consecutive seasons with at least 50 receptions and five touchdown receptions.

In 2020, Brown became the 11th NFL player to reach 1,000 receiving yards in each of his first two NFL seasons, the first player to do so since **Michael Thomas** (2016-17) and the only player in Titans/Oilers history other than **Bill Groman** (1960-61) to accomplish the feat. From 1970 through 2020, Brown and **Randy Moss** were the only players to post at least 120 receptions and 19 touchdown catches while averaging 17.0 yards per reception in their first two seasons.

Brown was selected to his first Pro Bowl in 2020 after leading the team with 70 receptions, 1,075 receiving yards and 11 touchdown catches in 14 games (12 starts). He tied for fifth place in the NFL in touchdown receptions and joined **Drew Bennett** (11 in 2004) as the only players in the team's "Titans era" (since 1999) with 10 or more touchdown receptions in a season. He added a touchdown on a kickoff return.



As a rookie, Brown led the Titans in every major receiving category, totaling 52 catches for 1,051 yards and eight touchdowns. He added a 49-yard rushing touchdown. Among all rookies in franchise history, Brown ranked third in receiving yards and fifth in receptions, and he tied for the third-highest receiving touchdown total.

Brown led the 2019 NFL rookie class in receiving yards and total touchdowns, and he tied for the rookie lead in touchdown receptions. He also placed fifth among rookies in receptions. Among all NFL players in 2019—rookies and veterans—Brown finished second in receiving average (20.2), behind only the Los Angeles Chargers' **Mike Williams** (20.4).

During a three-year career at Mississippi (2016-18), Brown became the program's all-time leading receiver with 2,984 yards. He ranked third in school history with 189 receptions and fifth all-time with 19 touchdowns. Brown averaged 15.8 yards per catch and 82.9 yards per game, and he tallied the most 100-yard receiving games in Ole Miss history with 12. He became the only receiver in Ole Miss history to tally 60 or more receptions in back-to-back seasons.

In 2018, Brown started all 12 games and set Ole Miss' single-season receiving records in yards (1,320) and catches (85), leading the SEC in both categories. His 1,320 receiving yards ranked seventh in the nation. Brown caught six touchdowns, averaging 110.0 yards per game, and he topped the 100-yard receiving mark in six contests. He earned AP first-team All-SEC and third-team All-American honors for the second consecutive season.

Brown was selected in the 19th round of the 2016 Major League Baseball Draft by the San Diego Padres as a centerfielder and he participated in the team's extended spring training program each summer from 2016-18.

He is a native of Starkville, Miss.

2021 Game Notes:

- **Against Arizona (9/12)**, tied for the team lead with four receptions for 49 receiving yards with one touchdown. He caught a 13-yard touchdown pass from Ryan Tannehill in the third quarter. It was his 20th career touchdown reception, making him the 15th player in franchise history to reach 20 touchdown catches. He also recorded a solo tackle on defense on the final play of the first half.
- **At Seattle (9/19)**, caught three passes for 43 yards.
- **Against Indianapolis (9/26)**, recorded a three-yard rushing attempt before leaving the game with an injury in the first quarter. It ended his streak of 32 consecutive games with a reception to begin his career.
- **At New York Jets (10/3)**, he was inactive with a hamstring injury.
- **At Jacksonville (10/10)**, returned to the starting lineup after missing a week with an injury. He tied for the team lead with three receptions for 38 yards, including a 22-yard reception in the first quarter to help set up a touchdown two plays later.
- **Against Buffalo (10/18)**, led the team with seven receptions and 91 receiving yards, all of which came in the second half of the Monday night victory. He converted a fourth-and-two with a 14-yard reception in the third quarter to help set up a touchdown four plays later.
- **Against Kansas City (10/24)**, led the team with eight receptions for 133 yards, including a touchdown catch. His reception total tied for the second-highest of his career, while his yardage total was the fifth-best of his career. He became the eighth player in franchise history with at least 10 career 100-yard receiving games and the first since Ernest Givins (1986-88) to accomplish the feat within his first three seasons. In the first quarter, he caught a 46-yard pass from Ryan Tannehill and later on the same drive registered a 24-yard touchdown catch.
- **At Indianapolis (10/31)**, totaled 10 receptions for 155 yards and a touchdown. He tied his career high in receptions (Jan. 3, 2021 at Houston) and set a new career high in receiving yards. Previously, his best yardage total was 153 yards on two separate occasions (Dec. 8, 2019 at Oakland; Oct. 25, 2020 against Pittsburgh). He registered his fourth career game with at least 150 receiving yards and at least one touchdown reception. In the second quarter, he recorded a 57-yard touchdown reception, which was his league-leading seventh touchdown catch of 50-plus yards since entering the NFL in 2019. He went over the 150 career reception mark (157) and the 2,500 career receiving yardage mark (2,635). It was his 11th career 100-yard receiving game, as he became the only player for the franchise other than Bill Groman (16 games from 1960-61) and Charlie Hennigan (14 games from 1960-62) with at least 11 100-yard receiving games his first three seasons. His 155 receiving yards were the most by a Titans player since Corey Davis had 182 receiving yards against Cleveland on Dec. 6, 2020. In overtime, he helped set up with game-winning field goal in overtime with a 13-yard reception.
- **At Los Angeles Rams (11/7)**, led the team with five receptions and 42 receiving yards.
- **Against New Orleans (11/14)**, caught one pass for 16 yards and added



seven rushing yards and a first down on one attempt.

➤ **Against Houston (11/21)**, recorded five receptions for 48 yards before leaving the contest in the third quarter due to a chest injury.

➤ Placed on injured reserve on Nov. 27.

➤ **Against San Francisco (12/23)**, returned to the lineup after missing three games on injured reserve and led the team with 11 receptions for 145 yards and a touchdown. His 11 receptions set a career high, eclipsing his previous high of 10 catches (twice, last at Indianapolis on Oct. 31, 2021), and he produced the fifth-highest receiving yardage total of his career. With his 12th career 100-yard receiving game, he became the only player for the franchise other than Bill Groman (16 games from 1960-61) and Charlie Hennigan (14 games from 1960-62) with at least 12 100-yard receiving games in his first three seasons. On the final play of the third quarter, he recorded a 42-yard reception to convert a third-and-23. Later on the same drive, he went over the 100-yard mark on a 12-yard catch to convert a third-and-10 and then scored on an 18-yard reception. He caught eight total passes on third down, six of which resulted in first downs. Since 1978, he became the first player to produce eight or more catches on third down in a game, and his six receptions for third-down conversions were the most in the NFL since Green Bay's Davante Adams had seven against Houston on Oct. 25, 2020.

➤ **Against Miami (1/2)**, led the team with 41 receiving yards on a pair of receptions. He registered a 25-yard catch in the first quarter that helped lead to the team's first touchdown six plays later.

➤ **At Houston (1/9)**, caught four passes for 68 yards and a touchdown. In the second quarter, he caught a 24-yard pass from Ryan Tannehill and then scored on a 14-yard reception two plays later. He increased his 2021 total to five touchdown receptions and improved his career total to 24 touchdown catches. He finished the regular season with a team-high 63 receptions, 869 receiving yards and five touchdown catches.

➤ **Against Cincinnati (1/22)**, led the team with 142 yards and a touchdown on five catches (second on team). His 142 receiving yards established a new franchise postseason record, breaking the mark of 136 yards by Ernest Givins against Pittsburgh on Dec. 31, 1989. It was his first career 100-yard playoff game and his 13th career 100-yard game, including regular season and playoffs. He caught a 41-yard pass from Ryan Tannehill in the second quarter, giving him the longest postseason reception of his career. In the third quarter, he added a 40-yard catch and a 33-yard touchdown reception, which was his second career postseason touchdown catch. His 28.4-yard receiving average was the best in franchise postseason history among players with a minimum of five receptions in a game and ranked seventh in NFL postseason history among players with a minimum of five receptions in a game.

Brown's Career Regular Season Statistics:

Year	Team	GP	GS	Rec	Yds	Avg	Lg	TD
2019	Ten	16	11	52	1,051	20.2	91t	8
2020	Ten	14	12	70	1,075	15.4	73t	11
2021	Ten	13	13	63	869	13.8	57t	5
Totals		43	36	185	2,995	16.2	91t	24

Brown's Career Postseason Statistics:

Year	Team	GP	GS	Rec	Yds	Avg	Lg	TD
2019	Ten	3	3	5	64	12.8	37	0
2020	Ten	1	1	6	83	13.8	28	1
2021	Ten	1	1	5	142	28.4	41	1
Totals		5	5	16	289	18.1	41	2

Brown's Regular Season Single-Game Highs:

Receptions - 11 vs. San Francisco (12/23/21)

Receiving Yards - 155 at Indianapolis (10/31/21)

Long Reception - 91t at Oakland (12/8/19)

Touchdown Receptions - 2 (three times, last vs. Houston, 10/18/20)

Brown's Playoff Single-Game Highs:

Receptions - 6 vs. Baltimore (1/10/21)

Receiving Yards - 142 vs. Cincinnati (1/22/22)

Long Reception - 41 vs. Cincinnati (1/22/22)

Touchdown Receptions - 1 (Twice, last vs. Cincinnati, 1/22/22)

BROWN'S RECEIVING PACE

Wide receiver **A.J. Brown** is off to one of the best beginnings to a career in franchise history. Through the end of his third year, he appeared in 43 total games and produced 185 receptions for 2,995 yards and 24 touchdowns. Since 1970, his pace to this point in his career ranks among the franchise's top two in each category.

Most touchdown receptions for the Titans/Oilers during a player's first 43 NFL games, 1970–present:

Player	Games	Rec TD
1. A.J. Brown	43	24
2. Kenny Britt	43	18
3. Chris Sanders	43	16
4. Ernest Givins	43	14
5. Kevin Dyson	43	12
Charlie Joiner	29*	12

* Joiner appeared in 29 games for the Oilers, from 1970 to 1972, excluding his seven games with the Oilers as a rookie in 1969 (seven receptions for 77 yards and no touchdowns).

Most receiving yards for the Titans/Oilers during a player's first 43 NFL games, 1970–present:

Player	Games	Rec Yards
1. A.J. Brown	43	2,995
2. Ernest Givins	43	2,971
3. Kendall Wright	43	2,338
4. Kenny Britt	43	2,292
5. Chris Sanders	43	2,066

Most receptions for the Titans/Oilers during a player's first 43 NFL games, 1970–present:

Player	Games	Rec TD
1. Kendall Wright	43	209
2. A.J. Brown	43	185
3. Ernest Givins	43	174
4. Corey Davis	43	149
5. Kenny Britt	43	142

BROWN'S FIRST THREE SEASONS

Titans wide receiver **A.J. Brown's** statistics in his first three seasons placed him in distinguished company. His totals included 185 receptions for 2,995 receiving yards—a 16.2-yard average—and 24 touchdown catches. In the last 52 seasons (since 1970), Brown was only the fourth NFL player to reach all of those numbers within his first three seasons, joining **Randy Moss**, **Jerry Rice** and **John Jefferson**.

NFL players since 1970 with 185 receptions, 2,995 receiving yards, 24 touchdown receptions and a 16.2-yard receiving average in their first three seasons (through 2021):

Player	Seasons	Team	Rec	Yards	Avg	Rec TD
John Jefferson	1978–1980	San Diego	199	3,431	17.2	36
Jerry Rice	1985–1987	San Francisco	200	3,575	17.9	40
Randy Moss	1998–2000	Minnesota	226	4,163	18.4	43
A.J. Brown	2019–2021	Tennessee	185	2,995	16.2	24

BROWN'S CAREER 100-YARD RECEIVING GAMES

Date	Opp	No.	Yds.	Avg.	Lg	TD
10/31/2021	at Indianapolis	10	155	15.5	57t	1
12/08/2019	at Oakland	5	153	30.6	91t	2
10/25/2020	Pittsburgh	6	153	25.5	73t	1
01/03/2021	at Houston	10	151	15.1	52	1
12/23/2021	San Francisco	11	145	13.2	42	1
1/22/2022	Cincinnati*	5	142	28.4	41	1
11/24/2019	Jacksonville	4	135	33.8	65t	1
10/24/2021	Kansas City	8	133	16.6	46	1
12/29/2019	at Houston	4	124	31.0	51t	1
12/15/2019	Houston	8	114	14.3	60	1
12/13/2020	at Jacksonville	7	112	16.0	37t	1
11/08/2020	Chicago	4	101	25.3	40t	1
09/08/2019	at Cleveland	3	100	33.3	51	0

* Playoffs

GAMES WITH 100 RECEIVING YARDS & 1 TD

From 2019 through 2021, **A.J. Brown's** had 11 games in the regular season with at least 100 receiving yards and a receiving touchdown. The only two NFL players with more in that time span were **Davante Adams** and **Cooper Kupp**, who each had 14.

Most games from 2019 to 2021 with at least 100 receiving yards and one touchdown reception:

Player	Team	Games w/ 100 Rec Yards + Rec TD
1. Davante Adams	Green Bay	14
Cooper Kupp	L.A. Rams	14
3. A.J. Brown	Tennessee	11
4. Terry McLaurin	Washington	9
5. Chris Godwin	Tampa Bay	8
Tyreek Hill	Kansas City	8
Travis Kelce	Kansas City	8
Tyler Lockett	Seattle	8
9. (five tied)		7

From 1970 through 2021, Brown was one of only five NFL players with 11 such performances in their first three NFL seasons. The only other players to do so in that time period were **Randy Moss** (16), **John Jefferson** (14), **Odell Beckham Jr.** (13) and **Anquan Boldin** (11).

Most games with at least 100 receiving yards and one touchdown reception within a player's first three seasons, 1970–2021:

Player	Seasons	Team	Games w/ 100 Rec Yards + Rec TD
1. Randy Moss	1998–2000	Minnesota	16
2. John Jefferson	1978–1980	San Diego	14
3. Odell Beckham Jr.	2014–2016	N.Y. Giants	13
4. A.J. Brown	2019–2021	Tennessee	11
Anquan Boldin	2003–2005	Arizona	11
6. Victor Cruz	2011–2012	N.Y. Giants	10
T.Y. Hilton	2012–2014	Indianapolis	10
Mike Quick	1983–1984	Philadelphia	10
9. (eight tied)			9

50-YARD RECEPTIONS FROM 2019-21

Since entering the NFL in 2019, **A.J. Brown** has recorded a total of 10 receptions that have gone at least 50 yards. He owns the most such receptions in the NFL and also leads the league with seven 50-yard touchdown receptions.

Most 50-yard receptions from 2019–2021:

Player	Current Team	50+ Yard Receptions	50+ Yard TD Rec
1. A.J. Brown	Tennessee Titans	10	7
2. Stefon Diggs	Buffalo Bills	8	4
D.J. Moore	Carolina Panthers	8	4
4. Cooper Kupp	Los Angeles Rams	7	3
5. Marquez Valdes-Scantling	Green Bay Packers	6	5
DeSean Jackson	Las Vegas Raiders	6	5
Ja'Marr Chase	Cincinnati Bengals	6	5
DK Metcalf	Seattle Seahawks	6	3
Mike Williams	Los Angeles Chargers	6	3
10. (three tied)		5	

2019-21 RECEIVING TD LEADERS

Since the beginning of his rookie season, **A.J. Brown's** touchdown reception total ranks among the NFL's best. He had eight touchdown catches as a rookie, 11 in 2020, and five in 2021.

Most total touchdown receptions from 2019 through 2021:

Player	Current Team	Rec TD
1. Mike Evans	Tampa Bay Buccaneers	35
2. Davante Adams	Green Bay Packers	34
3. Tyreek Hill	Kansas City Chiefs	31
4. Adam Thielen	Minnesota Vikings	30
5. Cooper Kupp	Los Angeles Rams	29
DK Metcalf	Seattle Seahawks	29
7. Mark Andrews	Baltimore Ravens	26
8. Tyler Lockett	Seattle Seahawks	26
9. Travis Kelce	Kansas City Chiefs	25
10. A.J. Brown	Tennessee Titans	24
Stefon Diggs	Buffalo Bills	24

Brown's 11 touchdown receptions in 2020 tied for fifth place in the NFL behind only **Davante Adams** (18), **Tyreek Hill** (15), **Adam Thielen** (14) and **Mike Evans** (13).

Brown additionally scored one touchdown on a kickoff return in 2020.

Most touchdown receptions in 2020:

Player	Team	Rec TD
1. Davante Adams	Green Bay Packers	18
2. Tyreek Hill	Kansas City Chiefs	15
3. Adam Thielen	Minnesota Vikings	14
4. Mike Evans	Tampa Bay Buccaneers	13
5. A.J. Brown	Tennessee Titans	11
Travis Kelce	Kansas City Chiefs	11
Robert Tonyan	Green Bay Packers	11
8. Tyler Lockett	Seattle Seahawks	10
DK Metcalf	Seattle Seahawks	10
10. (five tied)		9



FRANCHISE ROOKIE RECEIVING

Wide receiver **A.J. Brown** was the team's leading receiver in every major category during the 2019 regular season, and he vaulted high up the franchise's all-time rookie receiving charts.

Brown had 52 receptions for 1,051 yards for an average of 20.2 yards per catch, and he scored on eight touchdown receptions. He added a 49-yard rushing touchdown.

Among rookies in the history of the organization, Brown ranked third in receiving yards and fifth in receptions, and he tied for the third-highest receiving touchdown total.

Most receiving yards by a rookie in franchise history:

Player	Season	Rec Yds
1. Bill Groman	1960	1,473
2. Ernest Givins	1986	1,062
3. A.J. Brown	2019	1,051
4. Chris Sanders	1995	823
5. Charlie Hennigan	1960	722

Most receptions by a rookie in franchise history:

Player	Season	Receptions
1. Bill Groman	1960	72
2. Kendall Wright	2012	64
3. Ernest Givins	1986	61
4. Sid Blanks	1964	56
5. A.J. Brown	2019	52

Most touchdown receptions by a rookie in franchise history:

Player	Season	Rec TD
1. Bill Groman	1960	12
2. Chris Sanders	1995	9
3. A.J. Brown	2019	8
Mac Haik	1968	8
5. Charlie Hennigan	1960	6
Tony Jones	1990	6

ROOKIE & 1ST-YEAR RECEIVING LEADERS

Titans wide receiver **A.J. Brown**, a second-round pick in the 2019 NFL Draft (51st overall), led the 2019 rookie class in receiving yards (1,051), and he tied for the rookie lead in touchdown receptions (eight). He also placed fifth in receptions.

Most receiving yardage in 2019 by NFL rookies and first-year players:

Player	Team	Position	Rec Yds
1. A.J. Brown	Tennessee Titans	WR	1,051
2. Terry McLaurin	Washington Redskins	WR	919
3. DK Metcalf	Seattle Seahawks	WR	900
4. Deebo Samuel	San Francisco 49ers	WR	802
5. Darius Slayton	New York Giants	WR	740
6. Diontae Johnson	Pittsburgh Steelers	WR	680
7. Hunter Renfrow	Oakland Raiders	WR	605
8. Marquise Brown	Baltimore Ravens	WR	584
9. Noah Fant	Denver Broncos	TE	562
10. Mecole Hardman	Kansas City Chiefs	WR	538

Most receptions in 2019 by NFL rookies and first-year players:

Player	Team	Position	Rec
1. Diontae Johnson	Pittsburgh Steelers	WR	59
2. Terry McLaurin	Washington Redskins	WR	58
DK Metcalf	Seattle Seahawks	WR	58
4. Deebo Samuel	San Francisco 49ers	WR	57
5. A.J. Brown	Tennessee Titans	WR	52
6. Miles Sanders	Philadelphia Eagles	RB	50
7. Hunter Renfrow	Oakland Raiders	WR	49
8. Darius Slayton	New York Giants	WR	48
9. Marquise Brown	Baltimore Ravens	WR	46
10. Noah Fant	Denver Broncos	TE	40



Most touchdown receptions in 2019 by NFL rookies and first-year players:

Player	Team	Position	TD
1. A.J. Brown	Tennessee Titans	WR	8
Darius Slayton	New York Giants	WR	8
3. DK Metcalf	Seattle Seahawks	WR	7
Terry McLaurin	Washington Redskins	WR	7
Marquise Brown	Baltimore Ravens	WR	7
6. Mecole Hardman	Kansas City Chiefs	WR	6
7. Diontae Johnson	Pittsburgh Steelers	WR	5
Foster Moreau	Oakland Raiders	TE	5
9. Hunter Renfrow	Oakland Raiders	WR	4
Steven Sims	Washington Redskins	WR	4

2019 RECEIVING AVERAGE LEADERS

Titans rookie wide receiver **A.J. Brown** finished second among all qualifying NFL players in 2019 in receiving average. Only the Chargers' **Mike Williams** (20.4) averaged more yards per reception than Brown.

Highest receiving average in 2019 (all players; minimum 16 receptions):

Player	Rec	Rec Yds	Rec Avg
1. Mike Williams	49	1,001	20.4
2. A.J. Brown	52	1,051	20.2
3. Kenny Golladay	65	1,190	18.3
4. Stefon Diggs	63	1,130	17.9
Breshad Perriman	36	645	17.9
6. Mike Evans	67	1,157	17.3
7. Michael Gallup	66	1,107	16.8
8. James Washington	44	735	16.7
DeVante Parker	72	1,202	16.7
10. Chris Conley	47	775	16.5

50 RECEPTIONS, 1,000 YARDS

A.J. Brown enjoyed one of the finest seasons in franchise history by a rookie wide receiver. His 2019 regular season totals included 52 receptions, 1,051 receiving yards and eight touchdown catches, and his 20.2-yard receiving average ranked second in the NFL.

Brown achieved a rare statistical combination matched by only three other NFL rookies from 1970 to 2019. During that time, **John Jefferson** (1978), **Bill Brooks** (1986), **Randy Moss** (1998) and Brown were the league's only rookies to have a minimum of 50 receptions, 1,000 receiving yards and five receiving touchdowns while averaging at least 17.0 yards per catch.

NFL rookies since 1970 with 50 receptions, 1,000 receiving yards, five touchdown receptions and a 17.0-yard receiving average (through 2019):

Player	Year	Team	Rec	Yards	TD	Avg
A.J. Brown	2019	Tennessee	52	1,051	8	20.2
Randy Moss	1998	Minnesota	69	1,313	17	19.0
Bill Brooks	1986	Indianapolis	65	1,131	8	17.4
John Jefferson	1978	San Diego	56	1,001	13	17.9

#2 • WR JULIO JONES

6-3, 220, 11th Year, Alabama
[Click for complete bio](#)



Wide receiver **Julio Jones** completed his 11th NFL season and his first campaign with the Titans in 2021. He was acquired in a June 2021 trade in which the Titans sent a 2022 second-round draft pick and a conditional 2023 fourth-rounder to the Atlanta Falcons in exchange for Jones and a 2023 sixth-round pick.

Through the 2021 campaign, Jones averaged 91.9 receiving yards per game, ranking first in NFL history. Hall of Famer **Calvin Johnson** established the previous record of 86.1 receiving yards per game.

Jones' 13,330 career receiving yards through 2021 put him 17th in league annals, while his 59 career 100-yard receiving games put him in a tie with **Marvin Harrison** for third place all-time behind Hall of Famers **Jerry Rice** (76) and **Randy Moss** (64). Among all players in NFL history with at least 879 career catches, only Moss' 15.6-yard average ranked higher than Jones' average of 15.2 yards per reception through 2021.

In his first season in Tennessee, Jones appeared in 10 games, missing seven contests due to injuries. He registered 31 catches for 434 yards and one touchdown and added six receptions for 62 yards in the playoffs.

The seven-time Pro Bowler and two-time first-team All-Pro selection arrived in Tennessee with 848 career receptions for 12,896 yards and 60 touchdowns in 135 games (134 starts) as a member of the Atlanta Falcons. He set Falcons franchise receiving records in both catches and yards, while his touchdowns ranked second all-time.

Jones eclipsed the 12,000-yard career receiving mark faster than any other player in NFL history, doing so in 125 games and shattering Rice's old record of 142 games.

Jones was selected to the Pro Bowl in 2012 and every season from 2014 to 2019. He earned Associated Press first-team All-Pro honors in both 2015 and 2016.

In 2015, Jones posted one of the best seasons by a receiver in NFL history after leading the NFL with 1,871 receiving yards and tying for the NFL lead with 136 receptions. His final numbers ranked second all-time in receiving yards for a season and tied for second all-time in receptions for a season in NFL history.

A native of Foley, Ala., Jones established himself as one of the premier wide receivers in college football in three seasons at the University of Alabama. After 40 collegiate games, his 179 receptions ranked second all-time at Alabama, while his 2,653 receiving yards ranked second in school history and his 15 touchdowns tied for fourth in Crimson Tide annals. As a junior (2010), he garnered second-team All-American honors and was a first-team All-Southeastern Conference selection after leading the Tide and setting school records with 78 receptions and 1,133 receiving yards to go along with seven touchdown catches.

He was drafted by the Falcons with the sixth overall selection in the 2011 NFL Draft.



2021 Game Notes:

- **Against Arizona (9/12)**, made his Titans debut and caught three passes for 29 yards. He recorded his first reception with the Titans on a nine-yard pass from Ryan Tannehill in the second quarter. He recorded his 850th career reception in his 136th career game, surpassing Marvin Harrison (140 games) as the second-fastest player to reach 850 career receptions in NFL history. Only Antonio Brown (133 games) reached the mark in fewer games.
- **At Seattle (9/19)**, led the team with 128 receiving yards on six receptions (tied for team lead), including a 51-yard reception in the second quarter. With 13,053 receiving yards in 137 career games, he became the fastest player in NFL history to reach 13,000 receiving yards, surpassing Jerry Rice (154 games). Jones also became the 20th overall player in NFL history to reach the 13,000-yard career receiving mark. He passed Jason Witten (13,046) for 19th place on the NFL's career leaderboard for receiving yards. Jones recorded his 62nd career 100-yard receiving game in the regular season and postseason. It was his 59th such performance in the regular season, which placed him in a tie with Marvin Harrison for third place in NFL history behind only Jerry Rice (76) and Randy Moss (64).
- **Against Indianapolis 9/26**, totaled three receptions for 47 yards, including a 25-yard catch in the second quarter. He passed Steve Largent (13,089 yards) for 18th place on the NFL's career list for receiving yards.
- **At New York Jets (10/3)** and **at Jacksonville (10/10)**, he was inactive with a hamstring injury.
- **Against Buffalo (10/18)**, totaled three receptions for 59 yards on Monday Night Football. His totals included a 48-yard reception on a pass from Ryan Tannehill in the second quarter.
- **Against Kansas City (10/24)**, totaled 38 yards on a pair of receptions. He took a pass 20 yards in the second quarter to help set up a touchdown three plays later.
- **At Indianapolis (10/31)**, he was inactive with a hamstring injury.
- **At Los Angeles Rams (11/7)**, totaled four receptions for 35 yards. He passed Andre Reed (13,198) for 17th place on the NFL's career leaderboard for receiving yards.
- Placed on injured reserve on Nov. 13 and activated on Dec. 11.
- **Against Jacksonville (12/12)**, returned to the lineup after missing three games on injured reserve. He tied for the team lead with four receptions for 33 yards (long of 16). He extended his streak to 134 consecutive individual games with at least one reception.
- **At Pittsburgh (12/19)**, left the game in the third quarter with an injury and did not return. His streak of 134 consecutive individual games with at least one reception came to an end. The streak dated back to Dec. 4, 2011, when he was a rookie with the Atlanta Falcons.
- **Against San Francisco (12/23)**, caught one pass for seven yards.
- Placed on Reserve/COVID-19 on Dec. 27, 2021 and activated on Jan. 3.
- **At Houston (1/9)**, registered 58 yards and a touchdown on a team-high five receptions. In the fourth quarter, he caught a three-yard touchdown pass from Ryan Tannehill, giving him his first touchdown as a member of the Titans. He finished the regular season with 31 receptions for 434 yards and a touchdown.
- **Against Cincinnati (1/22)**, led the offense with six receptions for 62 yards in his first postseason game with the Titans. It was his eighth performance with at least six receptions in nine career postseason games. At the conclusion of the game, he was tied for 15th place in NFL history with 67 career postseason catches and ranked 22nd in NFL history with 896 career postseason receiving yards.

Jones' Career Regular Season Statistics:

Year	Team	GP	GS	Rec	Yds	Avg	Lg	TD
2011	Atl	13	13	54	959	17.8	80t	8
2012	Atl	16	15	79	1,198	15.2	80t	10
2013	Atl	5	5	41	580	14.1	81t	2
2014	Atl	15	15	104	1,593	15.3	79	6
2015	Atl	16	16	136	1,871	13.8	70t	8
2016	Atl	14	14	83	1,409	17.0	75t	6
2017	Atl	16	16	88	1,444	16.4	53	3
2018	Atl	16	16	113	1,677	14.8	58	8
2019	Atl	15	15	99	1,394	14.1	54t	6
2020	Atl	9	9	51	771	15.1	44	3
2021	Ten	10	10	31	434	14.0	51	1
Totals		145	144	879	13,330	15.2	81t	61

Jones' Career Postseason Statistics:

Year	Team	GP	GS	Rec	Yds	Avg	Lg	TD
2011	Atl	1	1	7	64	9.1	20	0
2012	Atl	2	2	17	241	14.2	46t	2
2016	Atl	3	3	19	334	17.6	73t	3
2017	Atl	2	2	18	195	10.8	27	1
2021	Ten	1	1	6	62	10.3	16	0
Playoff Totals		9	9	67	896	13.4	73t	6

Jones' Regular Season Single-Game Highs:

Receptions - 13 (Twice, last at San Francisco, 10/15/19)

Receiving Yards - 300 vs. Carolina (10/2/16)

Long Reception - 81t vs. St. Louis (9/15/13)

Touchdowns - 2 (13 times, last at Minnesota, 10/18/20)

Rushes - 2 at Indianapolis (11/6/11)

Rushing Yards - 33 at Indianapolis (11/6/11)

Long Rush - 19 at Indianapolis (11/6/11)

Jones' Playoff Single-Game Highs:

Receptions - 11 vs. San Francisco (1/20/13)

Receiving Yards - 182 vs. San Francisco (1/20/13)

Long Reception - 73t vs. Green Bay (1/22/17)

Touchdowns - 2 (Twice, last vs. Green Bay 1/22/17)

RECEIVING YARDS PER GAME, NFL HISTORY

Since he entered the NFL in 2011, **Julio Jones** has averaged more receiving yards per game than any other player in NFL history with at least 100 career games.

Calvin Johnson held the previous record with an average of 86.1 receiving yards per contest.

Most career receiving yards per game (min. 100 games):

Player	Games	Rec	Rec Yds	Per Game
1. Julio Jones	144	874	13,272	91.9
2. Calvin Johnson	135	731	11,619	86.1
3. Antonio Brown	146	928	12,291	84.2
4. DeAndre Hopkins	136	789	10,581	77.8
5. Torry Holt	173	920	13,382	77.4
6. Marvin Harrison	190	1,102	14,580	76.7
7. Mike Evans	121	600	9,212	76.2
8. Jerry Rice	303	1,549	22,895	75.6
9. Michael Irvin	159	750	11,904	74.9
10. Keenan Allen	115	724	8,483	73.6

NFL CAREER RECEIVING YARDS TOP 20

Titans wide receiver **Julio Jones** currently ranks 18th in NFL history in career receiving yards. He leads all active NFL players in the category.

Most career receiving yards in NFL history:

Player	Seasons	Receiving Yards
1. Jerry Rice*	1985–2004	22,895
2. Larry Fitzgerald	2004–2020	17,492
3. Terrell Owens*	1996–2010	15,934
4. Randy Moss*	1998–2012	15,292
5. Isaac Bruce*	1994–2009	15,208
6. Tony Gonzalez*	1997–2013	15,127
7. Tim Brown*	1988–2004	14,934
8. Steve Smith	2001–2016	14,731
9. Marvin Harrison*	1996–2008	14,580
10. Reggie Wayne	2001–2014	14,345
11. Andre Johnson	2003–2016	14,185
12. James Lofton*	1978–1993	14,004
13. Cris Carter*	1987–2002	13,899
14. Anquan Boldin	2003–2016	13,779
15. Henry Ellard	1983–1998	13,777
16. Torry Holt	1999–2009	13,382
17. Julio Jones	2011–2021	13,330
18. Andre Reed*	1985–2000	13,198
19. Steve Largent*	1976–1989	13,089
20. Jason Witten	2003–2020	13,046

* Member of the Pro Football Hall of Fame; *Italics* = Active



CAREER 100-YARD RECEIVING GAMES

Julio Jones has posted 59 career games with at least 100 receiving yards. In NFL history, only Hall of Famers **Jerry Rice** (76) and **Randy Moss** (64) have accounted for more than Jones and **Marvin Harrison**, who also has 59 such performances.

Jones' 58 career regular season games with 100 receiving yards from 2011 to 2020 were the most in NFL history by a player in his first 10 seasons. Moss held the previous mark with 51 such performances in his first 10 campaigns from 1998 to 2007.

Most career 100-yard receiving games in NFL history:

Player	100-Yard Receiving Games
1. Jerry Rice	76
2. Randy Moss	64
3. Julio Jones	59
Marvin Harrison	59
5. Andre Johnson	51
Terrell Owens	51
Steve Smith	51
8. Don Maynard	50
9. Larry Fitzgerald	49
10. Torry Holt	47

JONES' ATLANTA RECORDS

From the time the Atlanta Falcons selected **Julio Jones** with the sixth overall pick in the 2011 NFL Draft through his final season with the club in 2020, Jones set several franchise records. Here are the most notable:

- **12,896** - Most career receiving yards
- **1,871** - Most receiving yards in a single season (2015)
- **959** - Most receiving yards as a rookie (2011)
- **848** - Most career receptions
- **300** - Most receiving yards in a game (vs. Carolina, 10/2/16)
- **182** - Most receiving yards in a playoff game (vs. San Francisco, 1/20/13)
- **136** - Most receptions in a single season (2015)
- **58** - Most career 100-yard receiving games
- **9** - Most 100-yard receiving games in a season (2015 and 2018)
- **3** - Most seasons with 100 receptions

MORE TITANS WIDE RECEIVERS

13 - WR CAMERON BATSON

5-8, 175, 4th Year, Texas Tech

- Promoted from the practice squad to the 53-man roster on Nov. 7, 2020.
- In 2021, he appeared in four games before being placed on injured reserve for the remainder of the campaign. He totaled two receptions for 15 yards and a touchdown, along with two rushing attempts for 15 yards and five kickoff returns for 80 yards.
- Originally signed with the Titans as an undrafted free agent following the 2018 NFL Draft.
- In 2019, he spent the entire season on injured reserve after suffering an injury during training camp.
- In 2020, he appeared in 12 games with one start and totaled 12 receptions for 100 yards and one touchdown. He added four rushing attempts for 20 yards and 11 kickoff returns for 231 yards (21.0 avg.). He appeared in one playoff game and caught one pass for six yards.
- As a rookie, appeared in 11 games with two starts at wide receiver and posted eight catches for 82 yards.
- A native of Oklahoma City, Okla., he appeared in 50 games over four seasons at Texas Tech and totaled 157 receptions for 1,499 yards and 14 touchdowns. He also returned 22 kickoffs for 417 yards and returned 65 punts for 394 yards. Batson was roommates with Kansas City Chiefs quarterback Patrick Mahomes at Texas Tech.
- He was the valedictorian of his class at Millwood (Okla.) High School.

2021 Game Notes:

- **At New York Jets (10/3)**, helped send the game to overtime with a two-yard touchdown reception with 16 seconds remaining in the fourth quarter. It was his second career touchdown reception and his first of 2021.
- **Against Buffalo (10/18)**, returned five kickoffs for 80 yards before leaving the game in the second quarter with a knee injury.
- Placed on injured reserve on Oct. 19, 2021.

10 - WR DEZ FITZPATRICK

6-2, 208, Rookie, Louisville

- The Titans selected Dez Fitzpatrick in the fourth round (109th overall) of the 2021 NFL Draft. He spent the first nine games of his rookie season on the practice squad before being signed to the 53-man roster on Nov. 13, 2021.
- In 2021, he appeared in four games as a rookie and caught five passes for 49 yards and one touchdown.
- A native of Farmington Hills, Mich., he played four seasons at Louisville (2017-20) and recorded 154 receptions for 2,589 yards with 21 touchdowns during his career. His 154 receptions ranked ninth in Louisville annals, and his 2,589 receiving yards ranked sixth in Cardinals history.
- He tied for fifth in program history with 21 career touchdown catches and tied for 10th in team annals with eight 100-yard receiving games.
- In 2020, he appeared in 11 games with nine starts and finished the season with 43 catches for 833 yards and three touchdowns.

2021 Game Notes:

- **Against New Orleans (11/14)**, played his first NFL game and recorded his first NFL reception in the third quarter (no gain).
- **Against Houston (11/21)**, totaled three receptions for 35 yards and one touchdown in his second career game. He recorded his first career touchdown reception, hauling in an 18-yard pass from Ryan Tannehill in the third quarter.
- **At New England (11/28)**, caught a 14-yard pass.
- Placed on reserve/COVID-19 on Dec. 14 and removed from the list on Dec. 24.

88 - WR MARCUS JOHNSON

6-1, 207, 4th Year, Texas

- The Titans signed Marcus Johnson to the team's practice squad during the 2020 postseason to add depth and experience to the receiving corps.
- In 2021, he appeared in seven games with three starts before finishing the campaign on injured reserve. He totaled nine receptions for 160 yards and nine kickoff returns for 179 yards (19.9 avg.).
- Prior to joining the Titans, Johnson appeared in 34 career games with nine starts for the Philadelphia Eagles (2016-17) and Indianapolis Colts



(2018-20) and caught 42 passes for 679 yards and three touchdowns. He has also spent time with the Seattle Seahawks.

- In 2020, Johnson appeared in 11 games with three starts, and hauled in 14 receptions for 255 yards while with the Colts.
- In 2019, Johnson set career-highs in games started (six), receptions (17), receiving yards (277) and receiving touchdowns (two).
- While at the University of Texas, Johnson saw action in 42 games with 18 starts over four seasons at Texas (2012-15), and tallied 61 receptions for 793 yards and four touchdowns.
- Johnson originally signed with the Philadelphia Eagles as a rookie free agent on May 5, 2016.
- He is a native of Clear Springs, Texas.

2021 Game Notes:

- Placed on injured reserve on Sept. 2, 2021.
- Activated from injured reserve on Oct. 9, 2021.
- **At Jacksonville (10/10)**, started in his first game in a Titans uniform and led the team with 52 receiving yards on three receptions (tied for team lead). He sparked a touchdown drive with a 22-yard reception in the second quarter.
- **Against Buffalo (10/18)**, returned two kickoffs for 53 yards, including a 31-yard return.
- **Against New Orleans (11/14)**, led the team with five receptions for 100 yards, tying his career high for receptions in a game (five against Cincinnati on Oct. 18, 2020). His yardage total ranked third in his career. He logged his third career 100-yard receiving game and his first such performance with the Titans. In the first quarter, he took a pass from Ryan Tannehill 50 yards to set up a field goal. The play tied for the second-longest reception of his career, and it was his longest catch since a 55-yarder as a member of the Indianapolis Colts against Cincinnati on Oct. 13, 2020.
- Placed on season-ending injured reserve on Nov. 23.

81 - WR RACEY MCMATH

6-3, 217, Rookie, Louisiana State

- The Titans selected Racey McMath with the 205th overall pick in the sixth round of the 2021 NFL Draft.
- In 2021, he caught two passes for eight yards and added four special teams tackles in nine games.
- A native of New Orleans, La., he spent four seasons at LSU, appearing in 34 total games with six starts, 33 receptions for 522 yards and four touchdowns. He was a key contributor during the Tigers' 2019 national championship campaign.
- As a senior (2020), started all six games in which he appeared and caught 14 passes for 195 yards and one touchdown. Added a pair of special teams tackles and a forced fumble.
- In 2019, he appeared in 14 games producing career highs with 17 receptions, 285 receiving yards and three touchdowns during a national championship season.
- He is a native of New Orleans, La.

2021 Game Notes:

- **Against Arizona (9/12)**, made his NFL debut.
- Placed on injured reserve on Oct. 8 and activated on Dec. 11.
- **Against Jacksonville (12/12)**, gained nine yards on his first career reception in the third quarter.

80 - WR CHESTER ROGERS

6-0, 184, 5th Year, Grambling State

- Rogers joined the Titans as a member of their practice squad in September 2020. He spent the remainder of the 2020 campaign on the practice squad.
- In 2021, he appeared in 16 games with two starts and totaled 30 receptions for 301 yards and one touchdown. As the team's primary returner, he set career highs with 30 punt returns, 293 punt return yards, 14 kickoff returns and 282 kickoff return yards (20.1 avg.). His 9.8-yard punt return average ranked fifth in the NFL and was the best by a Titans player since 2012 (13.2 by Darius Reynaud).
- He entered the NFL as a rookie free agent with the Indianapolis Colts in 2016. In four seasons with the Colts, Rogers caught 111 passes for 1,221 yards and four touchdowns and returned 60 punts for a 9.2-yard average. Before joining the Titans, he had a stint with the Miami Dolphins.
- In 2019, he appeared in 12 games with six starts for the Colts and posted 16 receptions for 179 yards and two touchdowns.
- In 2018, Rogers appeared in all 16 games for the Colts and amassed career-highs with 53 receptions, 485 receiving yards and two touchdowns.



➤ A native of Huntsville, Ala., he played in 40 games at Grambling State and finished with 155 receptions for 2,257 yards and 17 touchdowns. Also had seven carries for 72 yards, two kickoff returns for 61 yards and eight punt returns for 70 yards and one touchdown.

2021 Game Notes:

➤ **Against Arizona (9/12)**, tied for the team lead with four receptions and led the club with 62 receiving yards, including a 39-yard catch on a flea flicker in the second quarter. He added a 14-yard kickoff return.

➤ **At Seattle (9/19)**, totaled two receptions for 22 yards and three punt returns for 32 yards, while setting career highs with six kickoff returns for 100 yards.

➤ **Against Indianapolis (9/26)**, caught a six-yard touchdown pass from Ryan Tannehill in the first quarter. It was his first touchdown reception in a Titans uniform and his sixth career touchdown catch. He also totaled 44 yards on three punt returns, including returns of 12 yards and 18 yards in the first quarter and 14 yards in the third quarter.

➤ **At New York Jets (10/3)**, totaled five receptions for 63 yards and three punt returns for 44 yards (14.7 avg.). His five receptions were the most he had in a game since a seven-catch effort as a member of the Indianapolis Colts against the New York Giants on Dec. 23, 2018. His 63 receiving yards made up his best total since he had 66 yards for the Colts at the New England Patriots on Oct. 4, 2018. He recorded a 21-yard punt return in the first quarter.

➤ **At Indianapolis (10/31)**, returned two punts for 21 yards, including a 19-yard return.

➤ **Against Houston (11/21)**, caught four passes for 41 yards and added four punt returns for 20 yards, including a long punt return of 16 yards.

➤ **Against Jacksonville (12/12)**, caught one pass for 13 yards. He added three punt returns for 13 yards and one kickoff return for 25 yards.

➤ **At Pittsburgh (12/19)**, tied for the team lead with four receptions and finished second on the squad with 30 receiving yards. He added 48 total yards on two punt returns and 40 yards on two kickoff returns. In the first quarter, he recorded a career-long 55-yard punt return. His previous career long was 51 yards against the Titans as a member of the Indianapolis Colts on Nov. 18, 2018. Rogers recorded the longest punt return by a Titans player since Darius Reynaud had 69- and 81-yard touchdown returns against the Jacksonville Jaguars on Dec. 30, 2012.

➤ **Against San Francisco (12/23)**, established a new career long with a 37-yard kickoff return in the first quarter. His previous long was a 30-yarder at New England on Nov. 28, 2021. He totaled 57 yards on two kickoff returns and also had a three-yard reception.

➤ **Against Miami (1/2)**, caught two passes for 13 yards and added three punt returns for 28 total yards.

➤ **At Houston (1/9)**, totaled four punt returns for 23 yards and two receptions for four yards. He increased his 2021 totals to a career-high 293 punt return yards on 30 attempts (9.8 avg.) and a career-high 282 kickoff return yards on 14 attempts (20.1 avg.), leading the team in each category.

15 - WR NICK WESTBROOK-IKHINE

(pronounced uh-KEEN-uh)

6-2, 211, 2nd year, Indiana

➤ The Lake Mary, Fla., native was originally signed by the Titans as an undrafted free agent on May 7, 2020. He was promoted to the Titans active roster on Sept. 16, 2020.

➤ In 2021, he appeared in 16 games with seven starts. He ranked second on the team and set career highs with 38 receptions, 476 receiving yards and four touchdown catches, and he added three tackles on special teams. Westbrook-Ikhine was named the team's 2021 recipient of the Ed Block Courage Award.

➤ In 2020, he appeared in 14 games with one start and totaled three receptions for 33 yards, two special teams tackles and one reception for a two-point conversion. In one playoff game, he registered two catches for 17 yards and a special teams tackle.

➤ The former Indiana product appeared in 52 games with 36 starts and totaled 144 receptions for 2,226 yards with 16 touchdowns over four collegiate seasons.

➤ Westbrook-Ikhine ranked sixth in school history in catches, seventh in yardage and touchdowns, and tied for seventh in 100-yard receiving games (six). He became the seventh Hoosier to reach 125 receptions and 2,000 yards.

➤ As a senior (2019), caught 42 passes for 572 yards and five touchdowns. His touchdowns total tied for the team lead.

➤ As a junior (2018), recorded 42 catches for a team-leading 590 yards and four touchdowns. He averaged 49.2 yards per game and 14.0 yards per

catch, which both ranked first on the team.

➤ As a sophomore (2016), totaled 995 receiving yards to lead the team and ranked seventh on Indiana's single-season list.

2021 Game Notes:

➤ **Against Indianapolis (9/26)**, established career highs and led the team with four receptions for 53 yards, including a touchdown. He scored his first career touchdown on an 18-yard pass from Ryan Tannehill in the second quarter. In the fourth quarter, he drew a 30-yard pass interference penalty to help set up a touchdown three plays later.

➤ **At New York Jets (10/3)**, posted three receptions for 29 yards.

➤ **Against Buffalo (10/18)**, totaled 27 yards on three receptions on Monday Night Football. All of his catches came during the game-winning touchdown drive in the fourth quarter. He added a special teams tackle.

➤ **At Indianapolis (10/31)**, posted two receptions for 16 yards and a touchdown, and he added a special teams tackle. He registered a five-yard touchdown reception in the third quarter, giving him his second touchdown catch of 2021 (second career).

➤ **Against New Orleans (11/14)**, caught one pass for 10 yards and also recovered the Saints' onside kick late in the fourth quarter to preserve the victory.

➤ **Against Houston (11/21)**, led the team with 107 yards on seven receptions (second on team), setting career highs in both categories. He went over the 100-yard mark with a 14-yard catch in the fourth quarter to register his first career 100-yard game. He caught a 46-yard pass from Ryan Tannehill in the fourth quarter to record the longest reception of his career.

➤ **At New England (11/28)**, started and recorded a team-high 25 yards on a pair of receptions (tied for team lead), including a touchdown. In the second quarter, he caught a one-yard touchdown pass from Ryan Tannehill to notch his third career touchdown reception and his third of 2021.


➤ **Against Jacksonville (12/12)**, caught three passes for 31 yards.

➤ **At Pittsburgh (12/19)**, led the offense with 32 receiving yards and tied for the team lead with four receptions.

➤ **Against San Francisco (12/23)**, totaled 38 yards on two receptions, including a 24-yard catch to convert a third-and-15 during a third-quarter scoring drive.

➤ Placed on Reserve/COVID-19 on Dec. 26, 2021 and activated on Dec. 31.

➤ **At Houston (1/9)**, led the offense with 78 receiving yards on four catches, including a touchdown. His yardage made up the second-best total of his career, and his reception total tied for the second-best number of his career. In the second quarter, he caught a four-yard touchdown pass from Ryan Tannehill. He produced a 29-yard reception in the first quarter to convert a third down, and in the fourth quarter, he hauled in a 36-yard pass to convert a third down. It was the second-longest catch of his career. He finished second on the team in 2021 in receptions (38), receiving yards (476) and touchdown catches (four), establishing career highs in each category.





TITANS OFFENSIVE LINEMEN

CENTERS

No.	Name	Ht	Wt	Exp	College
60	Jones, Ben	6-3	308	10	Georgia
61	Levin, Corey	6-4	307	3	Chattanooga

GUARDS

No.	Name	Ht	Wt	Exp	College
62	Brewer, Aaron	6-1	295	2	Texas State
64	Davis, Nate	6-3	316	3	Charlotte
75	Radunz, Dillon	6-6	301	R	North Dakota St.
76	Saffold III, Rodger	6-5	325	12	Indiana

TACKLES

No.	Name	Ht	Wt	Exp	College
66	Kemp, Brandon*	6-6	317	1	Valdosta State
71	Lamm, Kendall	6-5	310	7	Appalachian State
77	Lewan, Taylor	6-7	309	8	Michigan
72	Quessenberry, David	6-5	310	3	San Jose State

* Spent the entire 2021 season on injured reserve

#64 • G NATE DAVIS

6-3, 316, 3rd Year, Charlotte

[Click for complete bio](#)

Nate Davis completed his third NFL season in 2021. He was selected by the Titans in the third round (82nd overall) of the 2019 NFL Draft.

Davis started 14 games at right guard in 2021, giving him 42 starts in his first three NFL seasons. Additionally, he started each of the club's five playoff games from 2019 to 2021. He helped the Titans finish fifth in the NFL in rushing in 2021 (141.4 rushing yards per game), marking the third consecutive season the Titans ranked in the top five in rushing.

Davis was a part of a 2020 offense that tied for the second-overall ranking in the NFL (396.4 yards per game), finished second in rushing (168.1), and allowed the sixth-fewest sacks (25). Davis helped pave the way for **Derrick Henry** to produce the NFL's eighth all-time 2,000-yard rushing season (2,027).

As a rookie in 2019, Davis played in 13 games with 12 starts at right guard. It was the highest number of starts at guard by a Titans rookie since **Chance Warmack's** 16 starts in 2013. He also started all three of the team's postseason games.

In four seasons at Charlotte (2015-18), Davis appeared in 41 career games with 37 starts. A four-year starter on the offensive line, Davis started at guard from 2015-17 before switching to right tackle for his senior season in 2018.

He is a native of Ashburn, Va.

Davis' Career Regular Season Games Played/Games Started:

Year	Team	GP	GS	Starts by Position
2019	Ten	13	12	RG-12
2020	Ten	16	16	RG-16
2021	Ten	14	14	RG-14
NFL Totals		43	42	RG-42

Davis' Career Postseason Games Played/Games Started:

Year	Team	GP	GS	Starts by Position
2019	Ten	3	3	RG-3
2020	Ten	1	1	RG-1
2021	Ten	1	1	RG-1
Playoff Totals		5	5	RG-5



#60 • C BEN JONES

6-3, 303, 10th Year, Georgia

[Click for complete bio](#)



Center **Ben Jones** completed his 10th NFL season and his sixth campaign with the Titans in 2021. He was signed as an unrestricted free agent on March 10, 2016.

From 2012 through 2021, Jones appeared in 160 of 161 possible regular season games, including starts in all but one game during his first six seasons in Tennessee. During those six seasons in Tennessee (2016-21), he was one of only eight offensive linemen to start at least 96 of a possible 97 games. He finished the 2021 campaign with an active streak of 40 consecutive starts, ranking third among centers.

Jones started all 17 games in 2021 and helped the Titans finish fifth in the NFL in rushing (141.4 rushing yards per game), marking the fifth time in his six seasons in Tennessee that he helped the offense rank in the top five in rushing.

From 2016 through 2021, the Titans averaged 137.7 rushing yards per game, posting the second-highest average in the NFL behind only the Baltimore Ravens (150.6). The Titans joined the Dallas Cowboys and Indianapolis Colts as the only teams in those six seasons to produce four individual 1,000-yard rushing seasons—three by **Derrick Henry** and one by **DeMarco Murray**.

In 2020, Jones started every game at center and was a part of an offense that tied for the second-overall ranking in the NFL (396.4 yards per game), finished second in rushing (168.1), and allowed the sixth-fewest sacks (25). He helped pave the way for Henry to produce the NFL's eighth all-time 2,000-yard rushing season (2,027).

In 2019, Jones captained an offensive line that helped Henry win the NFL's rushing title (1,540 yards). He started all three playoff games en route to an AFC Championship Game appearance.

On Dec. 12, 2019, Jones was named the Titans nominee for the Walter Payton NFL Man of the Year Award. Considered one of the league's most prestigious honors, the award recognizes an NFL player for outstanding community service activities off the field, as well as excellence on the field.

On Nov. 3, 2019, Jones' streak of 120 consecutive games played and 88 consecutive starts came to an end when he was deactivated with a concussion. At the time, Jones' consecutive games streak tied Kansas City's **Mitchell Schwartz** for the longest active streak in the NFL among offensive linemen, and his starting streak ranked first in the NFL among all centers.

Jones started all 16 games at center in 2018, registering a start in every contest for the fifth consecutive season, dating back to his third year in Houston (2014).

In his first year in Tennessee, Jones played a key role in an offensive turnaround. He was a key cog in helping the Titans finish 11th overall in offense, third in rushing and tied for seventh in fewest sacks allowed.

Jones was originally selected by the Houston Texans in the fourth round (99th overall) of the 2012 NFL Draft. Over the following four seasons, he started contests at center and both guard spots. He was a starter on two playoff teams in Houston (2012 and 2015).



In 2015, Jones started every game at center, extending his streak of consecutive regular season games played to 64, which was the second-longest active streak among NFL centers at the conclusion of the season.

A native of Centreville, Ala., Jones attended the University of Georgia, where his 49 total starts ranked third in school annals. He was a two-time All-SEC selection by the league's coaches and was named to Georgia's Team of the Decade. As a senior (2011), the team captain earned All-SEC first-team honors.

Jones' Career Regular Season Games Played/Games Started:

Year	Team	GP	GS	Starts by Position
2012	Hou	16	10	RG-10
2013	Hou	16	1	RG-1
2014	Hou	16	16	LG-16
2015	Hou	16	16	C-16
2016	Ten	16	16	C-16
2017	Ten	16	16	C-16
2018	Ten	16	16	C-16
2019	Ten	15	15	C-15
2020	Ten	16	16	C-16
2021	Ten	17	17	C-17
NFL Totals		160	139	C-112, LG-16, RG-11

Jones' Career Postseason Games Played/Games Started:

Year	Team	GP	GS	Starts by Position
2012	Hou	2	2	RG-2
2015	Hou	1	1	C-1
2017	Ten	2	2	C-2
2019	Ten	3	3	C-3
2020	Ten	1	1	C-1
2021	Ten	1	1	C-1
Playoff Totals		10	10	C-8, RG-2

#77 • T TAYLOR LEWAN

6-7, 309, 8th Year, Michigan

[Click for complete bio](#)



Tackle **Taylor Lewan** completed his eighth NFL season in 2021. He was selected by the Titans with the 11th overall pick of the 2014 NFL Draft.

In 2021, Lewan returned from a season-ending injury in 2020 to start in 13 games. He helped the Titans finish fifth in the NFL in rushing (141.4 rushing yards per game), marking the fifth time during his career in Tennessee that the offense ranked in the top five in rushing.

During the franchise's "Titans era," beginning in 1999, Lewan's 98 starts at the conclusion of 2021 ranked ninth for the club. Among Titans offensive linemen, only **Michael Roos** (148), **Benji Olson** (139), **David Stewart** (116) and **Brad Hopkins** (101) had more starts than Lewan from 1999 through 2021.

Lewan's 2020 season was cut short after he was placed on injured reserve on Oct. 19, 2020, one day after suffering a knee injury against the Houston Texans. He started each of the team's first five games of the season.

In 2019, Lewan registered 12 starts during the regular season, anchoring an offensive line that helped running back **Derrick Henry** win the NFL's rushing title (1,540 yards). He started all three playoff games, including the AFC Championship Game.

Lewan was named to the Pro Bowl for the third consecutive season in 2018. He played and started in 15 of the team's 16 games at left tackle, marking his fourth consecutive season with at least 15 starts.

In 2017, Lewan became the team's first offensive lineman to make multiple Pro Bowls since center **Kevin Mawae** from 2008–2009. Lewan started all 16 games for the second consecutive season in 2017 and added starts in both postseason contests.

In 2016, Lewan started all 16 games for the first time. The left tackle was the anchor a line that helped the Titans finish 11th overall in offense, third in rushing and tied for seventh in fewest sacks allowed.

In 2015, Lewan started the first 15 games of the season at left tackle before missing the finale with a concussion.

As a rookie in 2014, Lewan played in 11 games with six starts before suffering an ankle injury. He played as a reserve for the first five games and then started in six consecutive contests before the injury caused him to be inactive the final five weeks. For his efforts, Lewan was named to the Pro

Football Writers of America All-Rookie Team.

In four seasons at Michigan, Lewan appeared in 50 games with 48 starts at left tackle. He started the final 41 games of his career and was named the Big Ten Conference Offensive Lineman of the Year in 2012 and 2013. As a senior in 2013, he started all 13 games at left tackle for the third consecutive season and was named second-team *Associated Press* All-American.

At the 2014 NFL Scouting Combine, he ran the 40-yard dash in 4.87 seconds, beating all other offensive linemen in his class and clocking the fourth-fastest time among offensive linemen in the last five years (2010-14). He also ranked among the top offensive linemen at the 2014 combine in the broad jump (first at nine feet, nine inches), vertical jump (tied for third at 30.5 inches) and three-cone drill (fourth at 7.39 seconds).

A native of Cave Creek, Ariz., Lewan became the first offensive tackle selected by the Titans/Oilers in the first round since tackle Brad Hopkins (13th overall) in 1993.

Lewan's Career Regular Season Games Played/Games Started:

Year	Team	GP	GS	Starts by Position
2014	Ten	11	6	LT-6
2015	Ten	15	15	LT-15
2016	Ten	16	16	LT-16
2017	Ten	16	16	LT-16
2018	Ten	15	15	LT-15
2019	Ten	12	12	LT-12
2020	Ten	5	5	LT-5
2021	Ten	13	13	LT-13
NFL Totals		103	98	LT-98


Lewan's Career Postseason Games Played/Games Started:

Year	Team	GP	GS	Starts by Position
2017	Ten	2	2	LT-2
2019	Ten	3	3	LT-3
2020	Ten	0	0	
2021	Ten	1	1	LT-1
Playoff Totals		6	6	LT-6

#72 • T DAVID QUESSENBERRY

6-5, 310, 3rd Year, San Jose State

[Click for complete bio](#)



David Quessenberry first entered the NFL in 2013 and originally joined the Titans in 2018, spending the final 15 games of the season on the practice squad.

In 2021, Quessenberry won the job as the right tackle and started all 17 games, marking the first time in his career he started every game in a season. He was one of six players for the club to start every contest, which included the team's divisional playoff game. The Titans offense finished fifth in the NFL in rushing in 2021 with an average of 141.4 rushing yards per game.

In 2020, Quessenberry was promoted from the Titans practice squad to the 53-man roster on Oct. 27. He appeared in 12 games and started the final six regular season games at left tackle, registering the first starting experience of his career. He was part of an offense that tied for the second-overall ranking in the NFL (396.4 yards per game), finished second in rushing (168.1), and allowed the sixth-fewest sacks (25). Quessenberry helped pave the way for **Derrick Henry** to produce the NFL's eighth all-time 2,000-yard rushing season (2,027). He also started the team's one postseason contest at left tackle.

The La Jolla, Calif., native appeared in four games in 2019 with the Titans and recorded his first career touchdown catch.

The 6-foot-5-inch, 305-pounder was originally drafted by the Houston Texans in the sixth round (176th overall) of the 2013 NFL Draft.

He spent his rookie season on injured reserve and then spent the 2014-16 seasons on reserve/non-football illness list after being diagnosed with non-Hodgkin's lymphoma in June 2014. He was medically cleared and returned to action in 2017 as a member of the Texans practice squad. He was signed to the active roster on Dec. 19, 2017 and appeared in two contests for Houston.

In four seasons at San Jose State (2009-12), Quessenberry appeared in 49 games, starting the final 37 contests he appeared in at left tackle.

Quessenberry's Career Regular Season Games Played/Games Started:

Year	Team	GP	GS	Starts by Position
2017	Hou	2	0	
2019	Ten	4	0	
2020	Ten	12	6	LT-6
2021	Ten	17	17	RT-17
NFL Totals		35	23	RT-17, LT-6

Quessenberry's Career Postseason Games Played/Games Started:

Year	Team	GP	GS	Starts by Position
2020	Ten	1	1	LT-1
2021	Ten	1	1	RT-1
Playoff Totals		2	2	LT-1, RT-1

#76 • G RODGER SAFFOLD III

6-5, 325, 12th Year, Indiana

[Click for complete bio](#)

Guard **Rodger Saffold III** completed his 12th NFL season and his third campaign with the Titans in 2021. He was signed by the Titans as an unrestricted free agent from the Los Angeles Rams on March 15, 2019.


Saffold was named to his first career Pro Bowl at the conclusion of the 2021 campaign. He started 15 games and was part of an offense that finished fifth in the NFL in rushing with an average of 141.4 rushing yards per game. It was the third consecutive season since Saffold arrived in Tennessee in which the team finished in the top five in rushing.

From the beginning of his 2010 rookie season through 2021, Saffold totaled 157 starts during his time with the Rams and Titans. In that time period, he ranked fifth among all offensive linemen in starts, trailing only **Andrew Whitworth** (181), **Alex Mack** (180), **Duane Brown** (171) and **Jason Kelce** (159).

In 2020, Saffold started 15 games at left guard in the NFL's second-overall ranked offense (396.4 yards per game). The Titans also finished second in rushing (168.1) and allowed the sixth-fewest sacks (25) in the league. Saffold helped pave the way for **Derrick Henry** to produce the NFL's eighth all-time 2,000-yard rushing season (2,027).

In 2019, Saffold started all 16 games for the second consecutive season and for the fourth time in his career. He was a key member of an offensive line that helped Henry win the NFL's rushing title (1,540 yards). He started all three playoff games, including the AFC Championship Game.

During the first nine seasons of his career (2010-18), Saffold appeared in 114 regular season games with 111 starts for the Rams. He also gained experience in the postseason, starting four career playoff games, including all three postseason contests on the Rams' run to Super Bowl LIII at the conclusion of 2018.



From 2017-18, Saffold played an integral role in one of the NFL's top-ranked offenses. According to STATS Inc., he allowed only two sacks during that time.

Saffold is extremely versatile, having started with the Rams at right tackle (three games), left tackle (36), right guard (13) and left guard (43).

A native of Bedford, Ohio, he spent four seasons at Indiana University (2006-09), where he started 41 career games and earned All-Big Ten honors as a senior.

Saffold was originally selected by the Rams in the second round (33rd overall) of the 2010 NFL Draft.

Saffold's Career Regular Season Games Played/Games Started:

Year	Team	GP	GS	Starts by Position
2010	StL	16	16	LT-16
2011	StL	9	9	LT-9
2012	StL	10	10	LT-10
2013	StL	12	9	RG-5, RT-3, LT-1
2014	StL	16	16	LG-13, RG-3
2015	StL	5	5	RG-5
2016	LAR	15	15	LG-12, LT-2, RT-1
2017	LAR	15	15	LG-15
2018	LAR	16	16	LG-16
2019	Ten	16	16	LG-16
2020	Ten	15	15	LG-15
2021	Ten	15	15	LG-15
NFL Totals		160	157	LG-102, LT-38, RG-13, RT-4

Saffold's Career Postseason Games Played/Games Started:

Year	Team	GP	GS	Starts by Position
2017	LAR	1	1	LG-1
2018	LAR	3	3	LG-3
2019	Ten	3	3	LG-3
2020	Ten	1	1	LG-1
2021	Ten	1	1	LG-1
Playoff Totals		9	9	LG-9

MORE TITANS OFFENSIVE LINEMEN

62 - G/C AARON BREWER

6-1, 295, 2nd year, Texas State

➤ Brewer was signed by the Titans as an undrafted free agent on May 7, 2020.

➤ In 2021, he appeared in 12 games with five starts, including three starts at right guard and two starts at left guard.

➤ As a rookie in 2020, he appeared in 12 games with one start at left guard (Nov. 22 at Baltimore) before landing on reserve/COVID-19 for the postseason.

➤ The Dallas, Texas, native appeared in 48 games with 47 consecutive starts in four seasons at Texas State.

➤ He started at least five games at every position on the offensive line. He totaled eight starts at left tackle, seven starts at left guard, 15 starts at center, five starts at right guard and 12 starts at right tackle.

➤ As a senior, he started all 12 contests at right tackle and earned All-Sun Belt second-team recognition. He was the highest-graded offensive lineman in the Sun Belt Conference (82.8) by Pro Football Focus, surrendering just three combined sacks and hits in 496 snaps in pass protection.



71 - T KENDALL LAMM

6-5, 310, 7th Year, Appalachian State

➤ The Titans signed tackle Kendall Lamm during the 2021 offseason after he spent the 2019 and 2020 season with the Cleveland Browns.

➤ In 2021, he appeared in 12 games with one start at left tackle.

➤ In his first six seasons, Lamm appeared in 74 games with 27 starts for the Texans (2015-18) and the Browns (2019-2020).

➤ In 2020, Lamm appeared in 15 games with one start. He also hauled in his first career touchdown as he caught a one-yard touchdown pass in the second quarter against Tennessee (12/6).

➤ He has primarily lined up at right tackle (15) during his NFL career, but has also made starts at left tackle (two) and as an extra tackle (10).

➤ As a rookie in 2015, Lamm started four games for Houston and caught a





seven-yard reception resulting in a first-down.

➤ The Charlotte, N.C. native was a four-year starter at Appalachian State (2011-14) where he appeared in 44 games with 42 starts at left tackle.

61 - C/G COREY LEVIN

6-4, 307, 3rd year, Chattanooga

➤ Levin was claimed by the Titans off waivers from the New York Jets on Sept. 1, 2021, rejoining the team that selected him in the sixth round (217th overall) of the 2017 NFL Draft. After spending the first four games of 2021 on the practice squad, he was signed to the 53-man roster on Oct. 8.

➤ In 2021, he appeared in 12 games as a reserve.

➤ He played in 16 games during his previous stint with the Titans (2017-18) before spending time with Denver and Chicago in 2019 and New England in 2020. He signed with the Jets during the 2021 offseason and was there through the 2021 preseason.

➤ In 2018, he appeared in all 16 games for the Titans with one start (Oct. 21 vs. the Chargers in London).

➤ As a rookie in 2017, Levin spent the entire season on the 53-man roster but did not see game action. He was inactive 14 times and did not play in two other contests.

➤ A native of Dacula, Ga., he appeared in 52 career games with 51 starts at Chattanooga, 45 of which were consecutive. He developed versatility over his four-year collegiate career, making starts at left guard, and both tackle spots.



75 - OL DILLON RADUNZ

6-6, 301, Rookie, North Dakota State

➤ The Titans used their second-round selection in the 2021 NFL Draft on offensive lineman Dillon Radunz.

➤ In 2021, he appeared in 12 games during his rookie season with one start at left tackle.

➤ A native of Becker, Minn., Radunz declared for the NFL Draft after North Dakota State's lone fall game his senior season, choosing to forego the Bisons' spring football schedule.

➤ He started 32 collegiate games at NDSU and was a member of four Missouri Valley Football Conference championship teams and three NCAA Division I football national championships.

➤ In 2020, he made his 32nd consecutive and final start at left tackle for the Bison in the Oct. 3 season opener against Central Arkansas and helped the Bison rush for 276 yards in the 39-28 victory.

➤ As a junior in 2019, he started all 16 games at left tackle. In 12 regular season games, he played 682 snaps with 63 knockdowns and zero sacks allowed. NDSU rushed for a school-record 4,601 yards.

➤ He is a native of Becker, Minn.



TITANS DEFENSIVE LINEMEN

No.	Name	Ht	Wt	Exp	College
96	Autry, Denico	6-5	285	8	Mississippi State
97	Coley, Trevon*	6-1	300	5	Florida Atlantic
90	Jones, Naquan	6-3	313	R	Michigan State
91	Murchison, Larrell	6-2	297	2	North Carolina St.
95	Peko, Kyle	6-1	305	3	Oregon State
98	Simmons, Jeffery	6-4	305	3	Mississippi State
97	Strong, Kevin	6-4	295	3	Texas-San Antonio
93	Tart, Tear	6-2	304	2	Florida International

* Spent the entire 2021 season on injured reserve

#96 • DL DENICO AUTRY

6-5, 285, 8th Year, Mississippi State

[Click for complete bio](#)



Defensive lineman **Denico Autry** completed his eighth NFL season and his first season with the Titans in 2021. He was signed by the Titans as an unrestricted free agent on March 19, 2021.

In 2021, Autry appeared in all 17 games with 11 starts and finished second on the team with nine sacks. His sack total tied his career high, matching the nine sacks he had in 2018 as a member of the Indianapolis Colts. He added 32 tackles, 44 quarterback pressures, 10 tackles for loss and six passes defended.

Over a four-season stretch from 2018 to 2021, Autry posted 29 sacks, ranking fifth among all NFL defensive tackles. Only **Aaron Donald** (59), **Chris Jones** (41), **DeForest Buckner** (36) and **Cameron Heyward** (31) had more during that time.

Autry also has been one of the NFL's best in blocking opponent kicks and punts. From 2014 to 2021, he recorded a league-high total of nine blocks, getting a hand on five extra point attempts, one punt and three field goals, including a blocked field goal in 2021.

After entering the NFL as a rookie free agent with the Oakland Raiders in 2014, Autry played four seasons with the Raiders (2014-17) and then three seasons with the Indianapolis Colts (2018-20). During that time he appeared in 96 games with 56 starts and amassed 200 tackles, 30.5 sacks, 53 quarterback hits, 17 passes defended, three forced fumbles and three fumble recoveries.

In 2020, Autry collected 33 tackles, 7.5 sacks, 10 quarterback pressures and nine tackles for loss in 14 games with the Colts. His 13 starts were the second-highest total of his career (14 in 2019).

In 2018, Autry led the Colts with a career-best nine sacks in his first season in Indianapolis. He also posted career highs with 13 tackles for loss and two forced fumbles.

The Albemarle, N.C., native played in 26 games (23 starts) in two seasons at Mississippi State University, totaling 73 tackles, 16 tackles for loss, six sacks and three forced fumbles. He spent his first two collegiate seasons at East Mississippi Community College where he was an NJCAA All-American and national champion.

2021 Game Notes:

➤ **Against Arizona (9/12)**, registered a tackle in his Titans debut.

➤ **At Seattle (9/19)**, registered a four-yard sack of Russell Wilson in the second quarter, and later in the same drive, he shared a seven-yard sack with Jeffery Simmons. His 1.5 sacks were his first as a member of the Titans. It was his ninth career game with 1.5 or more sacks. He totaled three tackles and two quarterback pressures in the contest.

➤ **Against Indianapolis (9/26)**, recorded his first start of the season and tallied five quarterback pressures against his former team.

➤ **At New York Jets (10/3)**, credited with three tackles, two tackles for loss and five quarterback pressures in his 100th career game in the regular season.

➤ **At Jacksonville (10/10)**, posted one tackle and one quarterback pressure.

- **Against Buffalo (10/18)**, deflected a Josh Allen pass that was then intercepted by Kevin Byard in the second quarter, leading to a Titans touchdown on the subsequent drive. He added six quarterback pressures.
- **Against Kansas City (10/24)**, totaled three tackles and a team-high two sacks, logging his eighth career game with at least two sacks. He recorded a 10-yard sack on third down in the third quarter, and on the next play the Chiefs missed a 57-yard field goal. He added an eight-yard sack to end a Chiefs drive on fourth down in the fourth quarter.
- **At Indianapolis (10/31)**, posted three tackles.
- **At Los Angeles Rams (11/7)**, totaled three tackles, 1.5 sacks and two passes defended. He registered a nine-yard sack of Matthew Stafford in the first quarter and split a six-yard sack with Harold Landry III in the third quarter. He secured the fourth season of his career with at least five sacks.
- **Against New Orleans (11/14)**, posted one tackle, a quarterback pressure and one pass defended.
- **Against Houston (11/21)**, totaled one tackle and one pass defended.
- **At New England (11/28)**, posted a pair of quarterback pressures.
- **Against Jacksonville (12/12)**, dropped Trevor Lawrence for a nine-yard sack in the first quarter. He led the team with four quarterback pressures and notched two total tackles.
- **At Pittsburgh (12/19)**, registered a sack in the fourth quarter, dropping Ben Roethlisberger for a one-yard loss. It secured his second consecutive season with at least seven sacks and his third career season with at least seven sacks.
- **Against San Francisco (12/23)**, recorded his third consecutive game with at least one sack, dropping Jimmy Garoppolo for a seven-yard loss on a third down in the second quarter. It marked the third three-game streak of his career with at least one sack. He reached the eight-sack mark for the second time in his career (nine in 2018). He totaled three tackles and three quarterback pressures.
- Placed on Reserve/COVID-19 on Dec. 28, 2021 and activated on Jan. 1.
- **Against Miami (1/2)**, helped end Miami's first drive of the game with a six-yard sack of Tua Tagovailoa. He recorded his fourth consecutive game with at least one sack, which is the longest such streak of his career. His nine sacks in 2021 tied his career high, matching the nine sacks he had in 2018 as a member of the Indianapolis Colts. In the third quarter, he was credited with a blocked field goal, getting a hand on a 53-yard attempt by Jason Sanders that hit the crossbar. It gave him nine total career blocked field goals, extra points and punts. He was also credited with three total tackles and a quarterback pressure.
- **At Houston (1/9)**, credited with three tackles, two quarterback pressures and one pass defended.
- **Against Cincinnati (1/22)**, totaled three tackles, 1.5 sacks and a pass defended. His sack total tied his career playoff high, equaling his 1.5 sacks as a member of the Indianapolis Colts at Buffalo on Jan. 9, 2021. He shared a three-yard sack with Naquan Jones on Cincinnati's first offensive play and dropped Joe Burrow for a six-yard sack later in the first quarter, improving his career total to four postseason sacks. It was his third consecutive postseason game with at least one sack.

Autry's Career Regular Season Statistics:

Year	Team	GP	GS	Tackle	Sack	QBP	TFL	Int	PD	FF	FR
2014	Oak	10	0	13	0.0	1	3	0	0	0	0
2015	Oak	14	8	29	3.0	7	6	0	4	0	0
2017	Oak	16	3	35	5.0	9	9	0	7	0	0
2018	Ind	12	11	37	9.0	11	13	0	1	2	1
2019	Ind	14	14	32	3.5	11	4	0	4	1	0
2020	Ind	14	13	33	7.5	10	9	0	0	0	0
2021	Ten	17	11	32	9.0	44	10	0	6	0	0
Totals		113	67	248	39.5	97	60	0	25	3	3

Autry's Career Postseason Statistics:

Year	Team	GP	GS	Tackle	Sack	QBP	TFL	Int	PD	FF	FR
2016	Oak	1	0	3	0.0	0	2	0	1	0	0
2018	Ind	2	2	4	1.0	3	2	0	0	0	0
2020	Ind	1	1	4	1.5	2	1	0	0	1	0
2021	Ten	1	1	3	1.5	2	0	0	1	0	0
Totals		1	1	3	1.5	2	0	0	1	0	0

Autry's Regular Season Single-Game Highs:

- Tackles** - 9 vs. Houston (9/30/18)
- Sacks** - 3 at Jacksonville (12/2/18)
- Forced Fumbles** - 2 at Jacksonville (12/2/18)
- Fumble Recovery** - 1 (Three times, last vs. Miami, 11/25/18)
- Pass Defended** - 2 (Three times, last at L.A. Rams, 11/7/21)
- Tackles for Loss** - 4 vs. Houston (9/30/18)

Autry's Playoff Single-Game Highs:

- Tackles** - 4 (Three times, last at Buffalo, 1/9/21)
- Sacks** - 1.5 (Twice, last vs. Cincinnati, 1/22/22)
- Forced Fumbles** - 1 at Buffalo (1/9/21)
- Passes Defended** - 1 (Twice, last vs. Cincinnati, 1/22/22)
- Tackles for Loss** - 2 (Twice, last at Kansas City, 1/12/19)

SACKS BY DTs FROM 2018-21

In the past four seasons, Titans defensive tackle **Denico Autry** ranks in the NFL's top five in sacks among players at his position.

From 2018 to 2020, when Autry played for the Indianapolis Colts, he produced a total of 20 sacks. During that time, only five NFL players whose primary position was defensive tackle (or nose tackle) had more sacks than him.

Most total sacks among defensive tackles or nose tackles (primary position) from 2018 to 2021:

Player	Sacks
1. Aaron Donald	59.0
2. Chris Jones	41.0
3. DeForest Buckner	36.0
4. Cameron Heyward	31.0
5. Denico Autry	29.0
6. Jonathan Allen	25.0
7. Fletcher Cox	24.0
8. Arik Armstead	22.5
Javon Hargrave	22.5
10. Jarran Reed	21.5

MOST TOTAL BLOCKS FROM 2014-2021

During his first eight NFL seasons (2014-21), **Denico Autry** recorded a total of nine blocks, getting a hand on five extra point attempts, three field goals and one punt. Autry led the NFL in total blocks during that time, four ahead of the next-closest players on the list (five by **Margus Hunt** and **Ra'Shede Hageman**).

In 2021, Autry's first season in Tennessee, he was credited with a field goal block against the Miami Dolphins on Jan. 2.

Most total blocked field goals, extra points and punts from 2014 to 2020:

Player	FG	Blocked ...		Total
		PAT	Punt	
1. Denico Autry	3	5	1	9
2. Margus Hunt	2	3	0	5
Ra'Shede Hageman	1	4	0	5
4. William Gholston	2	2	0	4
Vincent Taylor	3	1	0	4
Shelby Harris	4	0	0	4
Cory Littleton	0	0	4	4
Derek Barnett	2	2	0	4
Henry Anderson	2	1	1	4
10. (several tied)				3



#98 • DT JEFFERY SIMMONS

6-4, 305, 3rd Year, Mississippi State
[Click for complete bio](#)



Defensive lineman **Jeffery Simmons** completed his third NFL season in 2021. He was selected by the Titans in the first round (19th overall) of the 2019 NFL Draft.

Before the start of the 2021 season, Simmons was named a team captain for the first time in his career, and he went on to become one of six players on the roster to start all 17 games. He was named to his first career Pro Bowl and added Associated Press second-team All-Pro honors after setting career highs in several categories, including sacks (8.5), tackles (54), quarterback pressures (58), tackles for loss (12) and passes defended (six). He led the squad in pressures and placed third in sacks. Among all defensive tackles in the NFL, his 8.5 sacks ranked sixth. In the divisional playoffs, he set a franchise postseason record with three sacks.

In 2020, Simmons appeared and started in 15 games. With three defensive fumble recoveries, he tied **Chase Young** for the most in the NFL in 2020 and was the first Titans defender with three fumble recoveries in a season since 2005, when linebacker **Brad Kassell** accomplished the feat. Simmons ranked second on the team with 19 quarterback pressures and added 49 tackles, three sacks, three tackles for loss, five passes defended and one forced fumble. In the franchise's "Titans era" (since 1999), he became the first player to post at least three fumble recoveries, three sacks and five passes defended in the same season. He also had three tackles and a tackle for loss in one playoff contest.

Simmons began his rookie season on the non-football injury list due to a knee injury he suffered during training in February 2019. He missed the first six games of the season before joining the 53-man roster in Week 7.

His rookie totals included 40 tackles, two sacks, two tackles for loss, 14 quarterback pressures and one pass defended in nine games (seven starts). He added four tackles, three quarterback pressures and a fumble recovery in three playoff contests.

During a three-year career as a defensive tackle at Mississippi State, Simmons appeared in 38 contests with 28 starts. He finished his career ranked sixth in school history with 32.5 in tackles for loss. He also tied for sixth in MSU annals with five forced fumbles and tied for fourth with three blocked kicks. His totals also included 163 tackles, seven sacks, seven passes defended and two defensive touchdowns.

He was a first-team All-SEC selection as a sophomore and junior and was one of two players in the nation to be named a Bednarik Award Semifinalist in both 2017 and 2018.

As a junior in 2018, Simmons was named second-team All-American after totaling 63 tackles, 17 tackles for loss and two sacks. His 17 tackles for loss led the team, ranked fourth in the SEC and were the third-most in single-season school history.

During his sophomore season (2017), he set a career high with five sacks and added 12 tackles for loss. With three total blocked kicks and punts, he became the first SEC player since 2004 to lead the nation in the category.

Simmons is a native of Macon, Miss.

2021 Game Notes:

- **Against Arizona (9/12)**, totaled five tackles, including a sack. He ended a Cardinals drive with a seven-yard sack on third down in the third quarter.
- **At Seattle (9/19)**, shared a seven-yard sack with Denico Autry in the second quarter and added a pair of quarterback pressures.
- **Against Indianapolis (9/26)**, tallied three tackles, seven quarterback pressures and one pass defended.
- **At New York Jets (10/3)**, posted four tackles, including a tackle for loss.
- **At Jacksonville (10/10)**, totaled three tackles, four quarterback pressures, one tackle for loss and one pass defended.
- **Against Buffalo (10/18)**, totaled five tackles, one sack, one tackle for loss and six quarterback pressures. He sacked Josh Allen for a seven-yard loss in the fourth quarter. In the final minute of the fourth quarter, he made a game-saving tackle. The Bills faced a fourth-and-one at Tennessee's three-yard line with 22 seconds on the clock, when Simmons tackled Josh Allen for no gain on a quarterback sneak to preserve the victory.
- **Against Kansas City (10/24)**, registered two tackles and four quarterback pressures.

- **At Indianapolis (10/31)**, registered one tackle and eight quarterback pressures.
- **At Los Angeles Rams (11/7)**, totaled six tackles and three sacks, becoming the first Titans player with three sacks in a game since Dec. 21, 2008, when defensive lineman Jason Jones had 3.5 sacks against Pittsburgh. He registered a seven-yard sack of Matthew Stafford in the first quarter. In the second quarter, he ended a Rams drive with a 10-yard sack, dropping Stafford on third down. On the next Rams possession, he added a nine-yard sack. He became the franchise's first player in the "Titans era" (1999 to present) with at least three sacks in a primetime game. He also became the only Titans/Oilers players with three sacks in the first half of a game since individual sacks became an official NFL statistic in 1982. He joined Ray Childress (Jan. 2, 1994), William Fuller (Oct. 6, 1991), Kenny Holmes (Oct. 26, 1997) and Kyle Vanden Bosch (Dec. 9, 2007)—all of whom previously accomplished the feat in the second half—as the only players for the franchise since 1982 to record three sacks in either half. Additionally in the second quarter, Simmons caused an interception, getting his hands on Matthew Stafford in the end zone as Stafford attempted to pass. Stafford's throw was intercepted by David Long Jr. to set up a Titans touchdown on the next play.
- **Against New Orleans (11/14)**, totaled four tackles, including an eight-yard sack in the first quarter and a four-yard sack in the second quarter. With five sacks in two games (three at Los Angeles on Nov. 7), he recorded multiple sacks in consecutive games for the first time in his career. He also led the team with three quarterback pressures.
- **Against Houston (11/21)**, credited with five tackles, one tackle for loss and one pass defended.
- **At New England (11/28)**, finished with six tackles.
- **Against Jacksonville (12/12)**, totaled three tackles, three quarterback pressures, one tackle for loss and one pass defended.
- **At Pittsburgh (12/19)**, posted two tackles, a quarterback pressure and a pass defended.
- **Against San Francisco (12/23)**, registered two tackles and a team-high four quarterback pressures.
- **Against Miami (1/2)**, tied for the team lead with two quarterback pressures and added a tackle.
- **At Houston (1/9)**, registered two tackles, one sack and a team-high four quarterback pressures. He dropped Davis Mills for a nine-yard sack in the third quarter to improve his season total to a career-high 8.5 sacks.
- **Against Cincinnati (1/22)**, tallied three of the team's nine sacks to lead the defense and set the franchise's single-game postseason record. They were the first three sacks of his playoff career. The previous franchise mark was two sacks, reached four times and most recently by Harold Landry III against Baltimore on Jan. 10, 2021. His three sacks matched his career-best performance in the regular season (Nov. 7, 2021 at the L.A. Rams). His three sacks of Joe Burrow included a 12-yarder in the second quarter, a six-yarder in the third quarter and a 10-yarder in the third quarter. He tied for second place on the team with eight tackles, which was the most of his career in any playoff game or regular-season contest.



Simmons' Career Regular Season Statistics:

Year	GP	GS	Tackle	Sack	QBP	TFL	Int	PD	FF	FR
2019	9	7	40	2.0	14	2	0	1	0	0
2020	15	15	49	3.0	20	3	0	5	1	3
2021	17	17	54	8.5	58	12	0	6	0	0
Totals	41	39	143	13.5	92	17	0	12	1	3

Simmons' Career Postseason Statistics:

Year	GP	GS	Tackle	Sack	QBP	TFL	Int	PD	FF	FR
2019	3	0	4	0.0	3	0	0	0	0	1
2020	1	1	3	0.0	0	1	0	0	0	0
2021	1	1	8	3.0	3	3	0	0	0	0
Totals	5	2	15	3.0	6	4	0	0	0	1

Simmons' Regular Season Single-Game Highs:

- Tackles** - 7 vs. Cleveland (12/6/20)
- Sacks** - 3 at Los Angeles Rams (11/7/21)
- Forced Fumbles** - 1 vs. Chicago (11/8/20)
- Fumble Recoveries** - 1 (Three times, last vs. Detroit, 12/20/20)

Simmons' Playoff Single-Game Highs:

- Tackles** - 8 vs. Cincinnati (1/22/22)
- Sacks** - 3 vs. Cincinnati (1/22/22)
- Fumble Recoveries** - 1 at Baltimore (1/11/20)

TACKLES, SACKS & PASSES DEFENSED IN '21

In 2021, **Jeffery Simmons** was named to his first Pro Bowl after setting career highs with 54 tackles, 8.5 sacks and six passes defended. He was one of only five NFL players to produce at least 50 tackles, eight sacks and six passes defended during the season, joining **Maxx Crosby**, **Cameron Jordan**, **Cameron Heyward** and **T.J. Watt**. Simmons and Heyward were the only interior defensive linemen in the league to accomplish the feat.

NFL players in 2021 with a minimum of 50 tackles, eight sacks and five passes defended:

Player	Team	Total Tackles	Sacks	Passes Defensed
Cameron Heyward	Pittsburgh	89	10.0	9
Maxx Crosby	Las Vegas	56	8.0	7
T.J. Watt	Pittsburgh	64	22.5	7
Cameron Jordan	New Orleans	59	12.5	6
Jeffery Simmons	Tennessee	54	8.5	6



MORE TITANS DEFENSIVE LINEMEN


90 - DL NAQUAN JONES

6-3, 313, Rookie, Michigan State

- Signed by the Titans as an undrafted free agent on May 14, 2021.
- In 2021, he appeared in 13 games as a rookie and registered five starts. He totaled 29 tackles, 2.5 sacks, four quarterback pressures, four tackles for loss and two passes defended. He also started the team's divisional playoff contest and totaled two tackles and a half sack.
- A native of Foley, Ala., he appeared in 46 games with five starts on the defensive line over four seasons at Michigan State (2017-20) and totaled 78 tackles, 12.5 tackles for loss, three sacks, three passes defended, one forced fumble and one fumble recovery over his career
- As a senior (2020), Jones saw action in all seven games and made four starts. He recorded 24 tackles, a career-high five stops for loss, one pass defended and one fumble recovery.

2021 Game Notes:

- **At New York Jets (10/3)**, made his NFL debut as a reserve and tallied three tackles.
- **Against New Orleans (11/14)**, logged his first career start and registered his first career sack in the opening quarter, dropping Trevor Siemian for a seven-yard loss.
- **At New England (11/28)**, combined with outside linebacker Derick Roberson on a 10-yard sack of Mac Jones in the fourth quarter.
- **At Pittsburgh (12/19)**, totaled four tackles, one sack, one quarterback pressure and a team-high two tackles for loss. He registered a five-yard sack of Ben Roethlisberger in the first quarter.
- **Against San Francisco (12/23)**, established a career high with five tackles and added a quarterback pressure and a pass defended.
- **Against Cincinnati (1/22)**, started in his first career postseason game, totaling two tackles and a half sack. He shared a three-yard sack with Denico Autry on Cincinnati's first offensive play.



91 - DL LARRELL MURCHISON

6-2, 297, 2nd year, North Carolina State

- Murchison was selected by the Titans in the fifth round (174th overall) of the 2020 NFL Draft.
 - In 2021, he appeared in 11 games with five starts. His totals included eight tackles, one quarterback pressure and one tackle for loss.
 - In 2020, he appeared in 10 games as a rookie and totaled five tackles. He added a tackle in one postseason contest.
 - During a two-year stint as a defensive tackle at North Carolina State, Murchison started in all 25 contests. He finished his Wolfpack career with 85 tackles, 11 sacks, 20 tackles for loss, five quarterback hits, an interception, three passes defended and three fumble recoveries.
 - In 2019, Murchison was named second-team All-ACC after leading the Wolfpack with a 12 tackles for loss and seven sacks as a senior.
 - The Elizabethtown, N.C., native started his collegiate career at Louisiana (N.C.) College and was named a NJCAA junior-college honorable mention All-American.
- 2021 Game Notes:**
- **Against Arizona (9/12)**, logged his first career start and was credited with one tackle.
 - Placed on injured reserve on Oct. 1, 2021.
 - Activated from injured reserve on Oct. 23, 2021.



95 - DT KYLE PEKO

6-1, 305, 3rd Year, Oregon State

- Peko rejoins the Titans, where he spent a portion of training camp, after being signed to the practice squad on Oct. 13, 2021.
- In 2021, he set career highs with eight games played, three starts, 10 tackles, two sacks, five quarterback pressures, two tackles for loss and one forced fumble. He added a half sack in the team's divisional playoff contest, giving him at least a half sack in three consecutive games to end the season, including one each in the final two regular season games and the playoff contest.
- Prior to joining the Titans, he appeared in 13 regular season games and amassed 13 career tackles with Denver and Buffalo.
- In 2020, he was a COVID-19 opt out.



- In 2017, Peko saw action in six games and recorded a six tackles.
- Peko originally signed with the Broncos as an undrafted free agent in 2016, and has also spent time with the Indianapolis Colts.
- The La Habra, Calif., native started 12 games over one season (2014) at Oregon State and posted 45 tackles, two sacks, 4.5 tackles-for-loss, and two blocked kicks.
- Peko transferred to Oregon State before the 2015 season from Cerritos Community College where he recorded 85 tackles, 11 sacks, and 11.5 tackles-for-loss over two seasons (2012-2013).

2021 Game Notes:

- **Against New Orleans (11/14)**, posted three tackles and one quarterback pressure in his Titans debut.
- **At New England (11/28)**, registered his first career start.
- **Against Miami (1/2)**, credited with his first career sack, taking down Tua Tagovailoa for a two-yard loss in the fourth quarter. He also registered his first career forced fumble on the play, but the ball was recovered by the Dolphins. He was credited with two total tackles and a quarterback pressure in the contest.
- **At Houston (1/9)**, registered his second career sack and his second consecutive game with a sack, dropping Davis Mills for a three-yard loss in the first quarter. He totaled two tackles, each of them a tackle for loss to tie for the team lead.
- **Against Cincinnati (1/22)**, tallied a pair of tackles, including a half sack, in his NFL postseason debut. He combined with Harold Landry III to sack Joe Burrow for a seven-yard loss in the fourth quarter.

97 - DE KEVIN STRONG**6-4, 295, 3rd Year, Texas-San Antonio**

- The Titans signed free agent Kevin Strong to the practice squad on Nov. 23, 2021. He was promoted to the 53-man roster on Jan. 8, 2022.
- In 2021, he appeared in five games for the Titans during the regular season after playing one contest with the Detroit Lions. His combined season totals included six tackles. He also played in the Titans' divisional playoff game.
- He played in 15 games with one start for the Lions during the previous three seasons (2019-21) and posted 16 tackles, a sack and a pass defended.
- In 2020, he saw action in six games with one start and totaled 15 tackles as well as his first career sack.
- The Cleveland, Texas, product saw action in 47 career games with 40 starts for the University of Texas-San Antonio and totaled 106 tackles, 26.5 tackles for loss, 7.5 sacks, two forced fumbles and two blocked field goals.

**2021 Game Notes:**

- **At New England (11/28)**, made his Titans debut as a reserve.

93 - DT TEAIR TART**6-2, 304, 2nd year, Florida International**

- Signed by the Titans as an undrafted free agent on May 7, 2020.
- In 2021, he appeared in 11 games with 10 starts. His totals included 16 tackles, three quarterback pressures and two tackles for loss, giving him career highs in each category.
- In 2020, he appeared in seven games with one start as a rookie and totaled five tackles, two quarterback pressures, one tackle for loss, one pass defended.
- The Philadelphia, Pa., native appeared in 23 games with 10 starts over two seasons at Florida International, totaling 51 tackles, 19.0 tackles for loss, six sacks, one pass defended, five quarterback pressures and two forced fumbles.
- Tart also played at Ellsworth (Iowa) Community College in 2017 and ASA (N.Y.) College in 2016.
- His first name is pronounced "tee-AIR."

**2021 Game Notes:**

- **At New York Jets (10/3)**, posted two tackles, including a tackle for loss.
- **At Jacksonville (10/10)**, helped deny the Jaguars on a goal-line stand in the fourth quarter. His penetration allowed cornerback Chris Jackson to stuff running back Carlos Hyde for a three-yard loss on fourth-and-goal from the one-yard line.
- **Against Houston (11/21)**, registered three tackles, one quarterback pressure and one tackle for loss.

**TITANS
INSIDE LINEBACKERS**

No.	Name	Ht	Wt	Exp	College
53	Bello, B.J.*	6-3	229	4	Illinois State
55	Brown, Jayon	6-0	226	5	UCLA
53	Cole, Dylan	6-0	237	5	Missouri State
41	Cunningham, Zach	6-3	238	5	Vanderbilt
49	Dzubnar, Nick	6-1	240	7	Cal Poly-San Luis Obispo
54	Evans, Rashaan	6-2	232	4	Alabama
51	Long Jr., David	5-11	227	3	West Virginia
56	Rice, Monty	6-0	233	R	Georgia

* Spent the entire 2021 season on injured reserve

#55 • ILB JAYON BROWN**6-0, 226, 5th Year, UCLA**[Click for complete bio](#)

Linebacker **Jayon Brown** completed his fifth NFL season in 2021. He was selected by the Titans in the fifth round (155th overall) of the 2017 NFL Draft.

Brown returned from a season-ending injury in 2020 to appear in 10 games with six starts in 2021. He tallied 55 tackles, one interception and two passes defended. It was his fifth consecutive season with at least 55 tackles and his fourth consecutive season with an interception.

Brown was placed on injured reserve on Nov. 24, 2020 after starting the season's first 10 games. At the time, he led the team with 76 total tackles. His season statistics also included one sack, five tackles for loss, four quarterback pressures, one interception, eight passes defended and two forced fumbles.

Brown appeared in 14 contests in 2019 with a career-high 14 starts. He finished third on the team and set a career high with 117 tackles while adding one sack, four tackles for loss, seven quarterback pressures, one interception, nine passes defended and one fumble return for a touchdown. He added eight tackles and one pass defended in two postseason contests.

Brown played in all 16 games with nine starts in 2018. He finished second on the defense with 107 tackles and six sacks, and his 18 quarterback pressures tied for the second-highest total on the team. He was one of only six NFL linebackers with at least six sacks, one interception, one forced fumble and one fumble recovery during the season.

As a rookie, Brown appeared in all 16 regular season games and both postseason games as the team's nickel linebacker. He registered 67 tackles, which tied for the 10th-highest total by a "Titans era" rookie (1999-present) and ranked fifth among the team's rookie linebackers in that span.

In four seasons at UCLA (2013-16), Brown appeared in 49 games with 21 starts and totaled 220 tackles, three sacks, nine tackles for loss, three interceptions, 15 passes defended, one forced fumble and four fumble recoveries. He started 21 games over his final two seasons and totaled nine games with double-digit tackles.

As a senior in 2016, he earned first-team All-Pac-12 honors after leading the Bruins with 119 tackles, which tied for 16th on the all-time school single-season list. He added 2.5 sacks, seven tackles for loss, three interceptions, 23 passes defended and two fumble recoveries.

Brown is a native of Long Beach, Calif.

2021 Game Notes:

- **Against Arizona (9/12)**, tied for second on the defense with six tackles.
- **At Seattle (9/19)**, he was inactive with a hamstring injury.
- **Against Indianapolis (9/26)**, posted one tackle.
- **At New York Jets (10/3)**, tallied one tackle.
- Placed on injured reserve (knee) on Oct. 8 and activated from injured reserve on Nov. 6.
- **At Los Angeles Rams (11/7)**, returned to the lineup and totaled seven tackles.
- **Against New Orleans (11/14)**, tied for the team lead with 10 tackles.
- **Against Houston (11/21)**, led the defense with 14 tackles.



#41 • ILB ZACH CUNNINGHAM

6-3, 238, 5th Year, Vanderbilt
[Click for complete bio](#)



Inside linebacker **Zach Cunningham** completed his fifth NFL season and his first season with the Titans in 2021. He was claimed off waivers from the Houston Texans on Dec. 9, 2021.

After joining the Titans, Cunningham started the final four games of the 2021 regular season and led the defense over that stretch with 25 tackles. His totals also included three tackles for loss and one stop on special teams. In the team's divisional playoff contest, he led the defense with 10 tackles.

Cunningham joined the Titans after four-plus seasons (2017-21) in Houston, where he appeared in 72 games with 66 starts. During his time with the Texans, he tallied 570 tackles, 26 tackles for loss, 6.5 sacks, five forced fumbles, three fumble recoveries and one interception.

In 2020, he started all 16 games and led the NFL with 163 total tackles while also notching a single-season career high with three sacks. He tallied 14 tackles (nine solo) in Week 16 against Cincinnati. He also joined **J.J. Watt** as the only players in Texans history with at least 10 total tackles, one tackle for loss and one forced fumble in a single game in Week 17 vs. Tennessee.

In 2019, Cunningham started in all 16 regular season games and both postseason contests. He finished the season with 137 total tackles, seven tackles for loss, two sacks, three quarterback hits, two passes defended and two fumble recoveries, while tallying five tackles on special teams. His 137 tackles led the AFC and ranked seventh in the NFL, and he was the only player in the NFL to record over 100 tackles on defense and at least five tackles on special teams.

In 2018, he tied for the Texans team lead with a then-career-high 105 total tackles, five passes defended, one interception returned for a touchdown, three tackles for loss, two forced fumbles and one fumble recovery.

As a rookie in 2017, Cunningham finished second on the team with 82 total tackles to go along with six passes defended, five tackles for loss, two quarterback hits, 1.5 sacks and one forced fumble in 16 games. He tied for second among all NFL rookies in total tackles and fourth in franchise history among Houston rookies. He was the first player in franchise history to record 80 total tackles and eight special teams tackles in a single season.

The Pinson, Ala., native played three seasons (2014-16) at Vanderbilt University after redshirting the 2013 campaign. He finished his Commodore career ranked third in program history with 39.5 tackles for loss and totaled 295 career tackles.

Cunningham was originally selected by the Texans in the second round (57th overall) of the 2017 NFL Draft.

2021 Game Notes:

➤ **At Pittsburgh (12/19)**, after being added to the roster off waivers from the Houston Texans 10 days prior to the game, he started in his Titans debut and led the defense with six tackles.

➤ **Against San Francisco (12/23)**, posted four tackles, including a tackle for loss.



- **At New England (11/28)**, totaled eight tackles and one pass defended.
- **Against Jacksonville (12/12)**, registered his first interception of the season, picking off a Trevor Lawrence pass in the third quarter. It was his fourth career interception. He added three tackles in the contest.
- **Against San Francisco (12/23)**, tallied five tackles.
- Placed on Reserve/COVID-19 on Dec. 28, 2021 and activated on Jan. 3.
- **Against Cincinnati (1/22)**, recorded two tackles and one quarterback pressure.

Brown's Career Regular Season Statistics:

Year	GP	GS	Tackle	Sack	QBP	TFL	Int	PD	FF	FR
2017	16	0	67	1.5	6	2	0	4	0	1
2018	16	9	107	6.0	18	6	1	7	2	1
2019	14	14	117	1.0	7	4	1	9	0	1
2020	10	10	76	1.0	4	5	1	8	2	0
2021	10	6	55	0.0	0	0	1	2	0	0
Totals	66	39	422	9.5	35	17	4	30	4	3

Brown's Career Postseason Statistics:

Year	GP	GS	Tackle	Sack	QBP	TFL	Int	PD	FF	FR
2017	2	0	5	0.0	0	0	0	1	0	0
2019	2	2	8	0.0	0	0	0	1	0	0
2020	0	0	0	0.0	0	0	0	0	0	0
2021	1	0	2	0.0	1	0	0	0	0	0
Totals	5	2	15	0.0	1	0	0	2	0	0

Brown's NFL Regular Season Single-Game Highs:

- Tackles** - 16 vs. Jacksonville (11/24/19)
- Sacks** - 1 (Eight times, last vs. Chicago, 11/8/20)
- Interceptions** - 1 (Four times, last vs. Jacksonville, 12/12/21)
- Pass Defended** - 4 vs. Pittsburgh (10/25/20)
- Forced Fumbles** - 1 (Four times, last vs. Chicago, 11/8/20)
- Fumble Recoveries** - 1 (Three times, last at Oakland, 12/8/19)

Brown's NFL Playoff Single-Game Highs:

- Tackles** - 5 at Kansas City (1/19/20)

BROWN IN ELITE GROUP IN 2018

Jayon Brown emerged in 2018 as one of the top playmakers on the Titans defense. He was one of only six NFL linebackers during the season to accumulate at least six sacks, one interception, one forced fumble and one opponent fumble recovery, joining Denver's **Von Miller**, Chicago's **Khalil Mack**, Kansas City's **Justin Houston**, Indianapolis' **Darius Leonard** and Buffalo's **Lorenzo Alexander**.

NFL linebackers in 2018 with at least six sacks, one interception, one forced fumble and one opponent fumble recovery:

Player	Team	Sacks	Int	Forced Fum	Opp Fum Rec
Von Miller	Denver Broncos	14.5	1	4	3
Khalil Mack	Chicago Bears	12.5	1	6	2
Justin Houston	Kansas City Chiefs	9.0	1	5	3
Darius Leonard	Indianapolis Colts	7.0	2	4	2
Lorenzo Alexander	Buffalo Bills	6.5	2	2	1
Jayon Brown	Tennessee Titans	6.0	1	2	1

- **Against Miami (1/2)**, tied for the team lead with six tackles.
- **At Houston (1/9)**, started against his former team and led the Titans defense with nine tackles. His two tackles for loss tied for the team lead. He added a special teams tackle on punt coverage. It was his third game to either lead the defense or tie for the team lead in tackles.
- **Against Cincinnati (1/22)**, led the team and set a career postseason high with 10 tackles, including a tackle for loss.

Cunningham's Career Regular Season Statistics:

Year	Team	GP	GS	Tackle	Sack	QBP	TFL	Int	PD	FF	FR
2017	Hou	16	13	82	1.5	2	5	0	6	1	0
2018	Hou	14	14	105	0.0	2	3	1	5	2	1
2019	Hou	16	16	137	2.0	3	7	0	2	0	2
2020	Hou	16	16	163	3.0	4	7	0	2	1	0
2021	Hou/Ten	14	11	92	0.0	1	7	0	3	1	0
Totals		76	70	579	6.5	12	29	1	18	5	3

Cunningham's Career Postseason Statistics:

Year	Team	GP	GS	Tackle	Sack	QBP	TFL	Int	PD	FF	FR
2018	Hou	1	1	7	0.0	1	0	0	1	0	0
2019	Hou	2	2	16	0.0	1	2	0	2	0	0
2021	Ten	1	1	10	0.0	0	1	0	0	0	0
Totals		4	4	33	0.0	2	3	0	3	0	0

Cunningham's Regular Season Single-Game Highs:

- Tackles** - 16 (Twice, last vs. Denver 12/8/19)
- Sacks** - 1 (Five times, last at Jacksonville 11/8/20)
- Interceptions** - 1 vs. Cleveland (12/2/18)
- Passes Defensed** - 3 vs. Pittsburgh (12/25/17)
- Forced Fumble** - 1 (Five times, last at Tennessee 11/21/21)
- Fumble Recovery** - 1 (Three times, last at Jacksonville 11/3/19)

Cunningham's Playoff Single-Game Highs:

- Tackles** - 10 vs. Cincinnati (1/22/22)
- Passes Defensed** - 1 (Three times, last at Kansas City 1/12/20)

TOP TACKLERS FROM 2019 TO 2021

Over three seasons from 2019 to 2021, **Zach Cunningham** had more total tackles than every NFL player other than Seattle's **Bobby Wagner** (467) and Chicago's **Roquan Smith** (402). Cunningham had 392 total tackles during the three-season span.

Most total tackles from 2019 to 2021 (press box statistics):

Player	Total	Solo	Assist
1. Bobby Wagner	467	260	207
2. Roquan Smith	402	258	144
3. Zach Cunningham	392	250	142
4. Joe Schobert	386	243	143
5. Jordan Hicks	384	246	138
6. Fred Warner	380	247	133
7. Darius Leonard	375	232	143
8. De'Vondre Campbell	373	245	128
9. Foye Oluokun	365	212	153
10. Budda Baker	363	257	106

NFL LEADING TACKLERS IN 2020

As a member of the Houston Texans in 2020, inside linebacker **Zach Cunningham** led the NFL with a career-high 163 tackles. His total ranked second in Texans history for a single season.

2020 NFL leaders in total tackles (press box statistics):

Player	Team	Total	Solo	Assist
1. Zach Cunningham	Houston Texans	163	105	58
2. Jaylon Smith	Dallas Cowboys	154	89	65
3. Blake Martinez	New York Giants	151	86	65
4. Joe Schobert	Jacksonville Jaguars	141	84	57
5. Devin White	Tampa Bay Buccaneers	140	97	43
6. Roquan Smith	Chicago Bears	139	98	41
7. Bobby Wagner	Seattle Seahawks	138	81	57
8. Darius Leonard	Indianapolis Colts	132	86	46
9. Neville Hewitt	New York Jets	131	89	42
10. Fred Warner	San Francisco 49ers	125	79	46

#54 • ILB RASHAAN EVANS

6-2, 232, 4th Year, Alabama
[Click for complete bio](#)



Linebacker **Rashaan Evans** completed his fourth NFL season in 2021. He was selected by the Titans with the 22nd pick in the first round of the 2018 NFL Draft. The Titans traded up from the 25th spot in order to take the former Alabama standout.

In 2021, Evans appeared in 12 games with 11 starts. He posted 57 tackles and set career highs with two interceptions, three total takeaways (one fumble recovery) and one forced fumble.

In 2020, Evans started all 16 games at inside linebacker for the second consecutive season and finished third on the defense with 96 tackles. He also tallied six quarterback pressures, one tackle for loss, 0.5 sacks, five passes defensed and one fumble recovery. He added nine tackles, one quarterback pressure and one tackle for loss in one postseason contest.

In 2019, Evans started every game and led the Titans with 139 tackles and 11 tackles for loss. He added 2.5 sacks, 11 quarterback pressures, one pass defensed and one fumble return for a touchdown. He started all three postseason games and finished second on the squad with 22 tackles, including a team-high three tackles for loss.

During his rookie season, Evans overcame an injury that kept him out of the preseason. He played in 15 games with seven starts at inside linebacker and totaled 63 tackles, six quarterback pressures, two tackles for loss and three passes defensed.

In four seasons with the Crimson Tide (2014–2017), Evans appeared in 53 games with 14 starts and totaled 152 tackles, 15.0 sacks, 23.5 tackles for loss, five passes defensed, 19 quarterback hurries, two forced fumbles and two fumble recoveries. During his four years there, he appeared in three CFP National Championship contests with two victories.

As a senior in 2017, Evans started 12 games and tied for the team lead with 74 tackles. He led the Crimson Tide with 13 tackles for loss despite missing a pair of games due to injury and also posted seven quarterback hurries, six sacks, three passes defensed, one forced fumble and one fumble recovery.

Following his senior campaign, he was named a first-team All-American by the AFCA, earned first-team All-SEC honors from Associated Press and second-team All-SEC honors from the conference coaches.

Evans is a native of Auburn, Ala.

2021 Game Notes:

- **Against Arizona (9/12)**, tied for second on the defense with six tackles.
- **At Seattle (9/19)**, tallied four tackles.
- **Against Indianapolis (9/26)**, tied for the team lead with eight tackles, including a tackle for loss.
- **At New York Jets (10/3)**, tallied six tackles and a quarterback pressure.



- **At Jacksonville (10/10)**, recorded one tackle.
- **Against Buffalo (10/18)**, totaled seven tackles.
- **Against Kansas City (10/24)**, posted four tackles, one interception and one fumble recovery. In the second quarter, he recorded his first career interception, picking off a deflected Patrick Mahomes pass. It led to a Titans touchdown on the ensuing drive. In the fourth quarter, he recovered a fumble by Mecole Hardman, notching his first fumble recovery of 2021 and the third fumble recovery of his career. He became the 10th player in the team's "Titans era" (1999 to present) to register an interception and a fumble recovery in the same game.
- **At Indianapolis (10/31)**, he was inactive with an ankle injury, ending his streaks of 54 consecutive games played and 39 consecutive starts.
- **At Los Angeles Rams (11/7)**, **against New Orleans (11/14)**, **against Houston (11/21)** and **at New England (11/28)**, he was inactive with an ankle injury.
- **Against Jacksonville (12/12)**, returned to the starting lineup after missing five games due to injury and led the defense with six tackles. He registered his second career interception (second of 2021) in the third quarter, picking off a deflected pass from Trevor Lawrence. He also had a tackle for loss.
- **At Pittsburgh (12/19)**, finished second on the defense with five tackles.
- **Against San Francisco (12/23)**, tied for the team lead with seven tackles and added a forced fumble (recovered by the 49ers).
- **Against Miami (1/2)**, credited with one tackle.
- **At Houston (1/9)**, registered one tackle for loss.

Evans' Career Regular Season Statistics:

Year	GP	GS	Tackle	Sack	QBP	TFL	Int	PD	FF	FR
2018	15	7	63	0.0	6	2	0	3	0	0
2019	16	16	139	2.5	11	11	0	1	0	1
2020	16	16	96	0.5	6	1	0	5	0	1
2021	12	11	57	0.0	1	3	2	2	1	1
Totals	59	50	355	3.0	24	17	2	11	1	3

Evans' Career Postseason Statistics:

Year	GP	GS	Tackle	Sack	QBP	TFL	Int	PD	FF	FR
2019	3	3	22	0.0	2	3	0	0	0	0
2020	1	1	9	0.0	1	1	0	0	0	0
2021	0	0	0	0.0	0	0	0	0	0	0
Totals	4	4	31	0.0	3	4	0	0	0	0

Evans' Regular Season Single-Game Highs:

Tackles - 14 vs. Tampa Bay (10/27/19)

Sacks - 1 (Twice, last vs. Jacksonville, 11/24/19)

Interceptions - 1 (Twice, last vs. Jacksonville, 12/12/21)

Fumble Recoveries - 1 (Three times, last vs. Kansas City, 10/24/21)

Evans' Playoff Single-Game Highs:

Tackles - 12 at New England (1/4/20)

Tackles for Loss - 3 at New England (1/4/20)



#51 • ILB DAVID LONG JR.

5-11, 227, 3rd Year, West Virginia

[Click for complete bio](#)



Linebacker **David Long Jr.** completed his third NFL season in 2021. He was selected by the Titans in the sixth round (188th overall) of the 2019 NFL Draft.

In 2021, Long was limited to 10 total games due to injuries but nevertheless set a career high with nine starts. He also established career bests in tackles (75), quarterback pressures (six), tackles for loss (four), interceptions (two) and passes defended (six). His average of 7.5 tackles per game led the team.

In 2020, Long appeared in 14 games with five starts at inside linebacker. He totaled 50 tackles, one quarterback pressure, two tackles for loss, two passes defended and four stops on special teams. He recorded a start in the playoffs and tallied five tackles and one quarterback pressure.

As a rookie in 2019, Long appeared in 14 games during the regular season. He also played in all three playoff contests with one start.

During a three-year career at West Virginia, he played in 34 games with 31 starts and totaled 252 tackles, 14 sacks and 40 career tackles for loss which tied for third place on West Virginia's all-time list. In his final campaign in 2018, tied for the single-season program record with 19 tackles for loss.

As a junior at West Virginia in 2018, he was selected Big 12 Defensive Player of the Year by the coaches and the Associated Press. He also received second-team All-America honors by the Associated Press and first-team All-Big 12 accolades by the Associated Press.

Long is a native of Cincinnati, Ohio.

2021 Game Notes:

- **At Seattle (9/19)**, started and totaled six tackles, including a tackle for loss.
- **Against Indianapolis (9/26)**, started and tied for the team lead with eight tackles, including a tackle for loss.
- **At New York Jets (10/3)**, tallied three tackles.
- **At Jacksonville (10/10)**, led the team and tied his career high with 12 tackles, including a tackle for loss.
- **Against Buffalo (10/18)**, led the team and set a career high with 14 tackles and added a pair of quarterback pressures.
- **Against Kansas City (10/24)**, tied for the team lead with eight tackles, including a tackle for loss, and added two passes defended. He helped cause an interception in the second quarter, deflecting Patrick Mahomes' pass that was intended for Josh Gordon and then intercepted by Titans linebacker Rashaan Evans.
- **At Indianapolis (10/31)**, led the defense with nine total tackles and added a pass defended.
- **At Los Angeles Rams (11/7)**, posted six tackles, one interception and two passes defended. He registered his first career interception in the second quarter, picking off Matthew Stafford's pass at the Los Angeles eight-yard line and returning the ball to the two-yard line to set up a Titans touchdown on the next play.
- **Against New Orleans (11/14)**, **against Houston (11/21)**, **at New England (11/28)**, **against Jacksonville (12/12)**, **at Pittsburgh (12/19)** and **against San Francisco (12/23)**, he was inactive with a hamstring injury.
- **Against Miami (1/2)**, totaled four tackles and an interception in his first game back in action after missing six contests due to injury. In the fourth quarter, he picked off a Tua Tagovailoa pass that was intended for tight end Mike Gesicki. It was Long's second interception of the season (second career).
- **At Houston (1/9)**, registered five tackles.
- **Against Cincinnati (1/22)**, tied for second on the team and matched his postseason career high with eight tackles, including a sack. He dropped Joe Burrow for no gain in the second quarter to register his first career postseason sack.

Long's Career Regular Season Statistics:

Year	GP	GS	Tackle	Sack	QBP	TFL	Int	PD	FF	FR
2019	14	0	15	0.0	0	2	0	1	1	0
2020	14	5	50	0.0	1	2	0	2	0	0
2021	10	9	75	0.0	6	4	2	6	0	0
Totals	38	14	140	0.0	7	8	2	9	1	0



Long's Career Postseason Statistics:

Year	GP	GS	Tackle	Sack	QBP	TFL	Int	PD	FF	FR
2019	3	1	16	0.0	0	2	0	0	0	0
2020	1	1	5	0.0	1	0	0	0	0	0
2021	1	1	8	1.0	1	1	0	0	0	0
Totals	5	3	29	1.0	2	3	0	0	0	0

Long's Regular Season Single-Game Highs:

Tackles - 14 vs. Buffalo (10/18/21)

Interceptions - 1 (Twice, last vs. Miami, 1/22/22)

Forced Fumbles - 1 vs. Kansas City (11/10/19)

Long's Playoff Single-Game Highs:

Tackles - 8 (Twice, last vs. Cincinnati, 1/22/22)

Sacks - 1 vs. Cincinnati (1/22/22)

Tackle For Loss - 2 at Kansas City (1/19/20)

MORE TITANS INSIDE LINEBACKERS

53 - LB DYLAN COLE

6-0, 237, 5th Year, Missouri State

➤ Cole was signed to the Titans practice squad on Oct. 13, 2021 and promoted to the 53-man roster on Nov. 16.

➤ In 2021, he appeared in nine games and tied for third on the team with a career-high 10 special teams tackles. He added a forced fumble on special teams and also contributed six tackles, one quarterback pressure, one tackle for loss and one pass defense on defense.

➤ Cole played four years with the Houston Texans (2017-20) after originally signing as an undrafted free agent. He played in 37 games for the Texans and totaled 67 tackles, two interceptions, one fumble recovery and 19 special teams stops.

➤ In 2020, Cole saw action in six games and recorded six tackles.

➤ In his rookie season in 2017, he played in 12 games with one start, and tallied career highs in tackles (32), interceptions (two), sacks (one) and tackles for loss (four).

➤ A native of Springfield, Mo., Cole earned All-American honors as a senior at Missouri State after he led all FCS players in total tackles per game (12.9) and was second nationally in solo tackles per game (7.7).

2021 Game Notes:

➤ **Against New Orleans (11/14)**, forced a fumble on special teams, leading to a Titans recovery and eventual touchdown. On the opening kickoff of the second half, he was credited with causing a fumble by returner Deonte Harris. The Titans recovered the ball, and the offense scored a touchdown five plays later. The forced fumble was the first of Cole's career.

➤ **Against Houston (11/21)**, totaled three tackles, one quarterback pressure, one tackle for loss and one special teams tackle.

➤ **At Pittsburgh (12/19)**, led the team with two special teams tackles.



49 - LB NICK DZUBNAR

6-1, 240, 7th Year, Cal Poly-San Luis Obispo

➤ Dzubnar (pronounced duh-ZOOB-nar) re-signed with the Titans on Aug. 17, 2021. He initially joined the Titans as an unrestricted free agent on March 26, 2020.

➤ In 2021, he played in all 17 games and tied for first on the team with 11 special teams tackles. He added four tackles on defense.

➤ The Mission Viejo, Calif., native was originally signed by the San Diego Chargers as undrafted free agent on May 12, 2015.

➤ In five seasons with the Chargers, he produced 61 special teams tackles in 65 games.

➤ In 2020, he appeared in every game for the third consecutive season and led the Titans with 13 special teams tackles. He added one defensive tackle. He started one postseason game and posted one tackle.

➤ In 2019, Dzubnar appeared in all 16 games for the third time in his career, posting 12 special teams tackles.

➤ In 2018, Dzubnar collected 15 special teams tackles on coverage units and tied for the team lead with three special teams tackles in the 2018 postseason.

➤ In 2017, Dzubnar led the Chargers with a career-best 21 special teams tackles.

➤ Played four seasons (2011-14) at Cal Poly-San Luis Obispo, ending his Mustang career as the second-leading tackler in school history with 414 stops.

2021 Game Notes:

➤ **At Indianapolis (10/31)**, led the team with three total special teams tackles.



56 - LB MONTY RICE

6-0, 233, Rookie, Georgia

➤ The Titans selected Monty Rice in the third round (92nd overall) of the 2021 NFL Draft.

➤ In 2021, he appeared in 10 games with four starts before finishing the season on injured reserve. He registered 30 tackles and one pass defended.

➤ The Huntsville, Ala., native played four seasons at Georgia (2017-20) where he appeared in 47 games with 28 starts and tallied 219 tackles, 10.5 tackles for loss, two sacks, 21 quarterback pressures, five passes defended, three forced fumbles and one fumble recovery returned for a touchdown for the Bulldogs.

➤ In 2020, Rice was named a finalist for the Butkus Award, which recognizes the nation's best linebacker, after amassing 49 tackles, four tackles for loss, one sack, one pass defended, two forced fumbles and one fumble recovery returned for a score.

➤ As a junior in 2019, Rice was Georgia's leading tackler with 89 total stops.

➤ In 2018, he played in nine games and made five starts. Finished as Georgia's third-leading tackler with 59 stops. Also posted 1.5 tackles for loss, one sack, two quarterback pressures, one pass defended and one forced fumble.

2021 Game Notes:

➤ **Against Arizona (9/12)**, posted two tackles in his NFL debut.


➤ **At Indianapolis (10/31)**, logged his first career start and finished second on the team with seven tackles. He added a pass defended.

➤ **Against New Orleans (11/14)**, logged his second career start and tied for the team lead with 10 tackles. He added a stop on special teams.

➤ **Against Houston (11/21)**, started and totaled seven tackles plus an additional tackle on special teams.

➤ **At New England (11/28)**, started and totaled four tackles on defense with an additional stop on special teams before leaving the contest with an ankle injury.

➤ Placed on injured reserve on Nov. 30, 2021.





TITANS OUTSIDE LINEBACKERS

No.	Name	Ht	Wt	Exp	College
92	Adeniyi, Ola	6-1	248	4	Toledo
48	Dupree, Bud	6-4	269	7	Kentucky
58	Landry III, Harold	6-2	252	4	Boston College
50	Roberson, Derick	6-3	250	3	Sam Houston St.
99	Weaver, Rashad	6-4	259	R	Pittsburgh

#48 • OLB BUD DUPREE

6-4, 269, 7th Year, Kentucky

[Click for complete bio](#)

Outside linebacker **Bud Dupree** completed his seventh NFL season and his first campaign with the Titans in 2021. He was signed by the Titans as an unrestricted free agent on March 19, 2021.

Dupree returned from a season-ending injury with the Steelers in 2020 to play in 11 games with six starts for the Titans in 2021. He totaled 17 tackles, three sacks, 15 quarterback pressures, two tackles for loss, one pass defended and one forced fumble. In the team's divisional playoff game, he added two tackles, a sack and two quarterback pressures.

Dupree spent his first six NFL seasons in Pittsburgh after the Steelers chose him with the 22nd overall draft choice in the 2015 NFL Draft. His totals with the Steelers included 231 tackles, 39.5 sacks, 64 quarterback pressures, 53 tackles for loss, one interception, eight forced fumbles and three fumble recoveries in 81 games.

From 2019 to 2020, Dupree totaled 19.5 sacks, ranking eighth in the NFL despite missing five games. His six strip-sacks tied for fourth in the same period. In his final 17 games in Pittsburgh, he registered at least half a sack on 12 occasions.

In 2020, Dupree started the first 11 games but missed the final five contests due to injury. He totaled eight sacks, 15 quarterback hits, 31 tackles, eight tackles for loss, two forced fumbles and two passes defended.

In 2019, Dupree posted a career-best 11.5 sacks, 68 tackles, 16 tackles for loss, 17 quarterback hits, four forced fumbles, two fumble recoveries and three passes defended in a career-high 16 starts. His 16 tackles for loss ranked fourth in the NFL, while his sack total was the ninth-best in the league.

A native of Irwinton, Ga., Dupree played in 47 games with 38 starts at the University of Kentucky (2011-14) and finished with 247 tackles, 23.5 sacks, 38.0 tackles for loss and four forced fumbles. At the time he left school for the NFL, he ranked second in Wildcat history in career sacks.

2021 Game Notes:

- **Against Arizona (9/12)**, registered one tackle and a team-best three quarterback pressures in his Titans debut.
- **At Seattle (9/19)**, recorded a tackle and a quarterback pressure.
- **Against Indianapolis (9/26)**, did not play due to an injury.
- **At New York Jets (10/3)** and **at Jacksonville (10/10)**, he was inactive with a knee injury.
- **Against Buffalo (10/18)**, returned from injury and tallied two tackles, a pass defended and three quarterback pressures.
- **Against Kansas City (10/24)**, credited with a sack and a forced fumble. He ended Kansas City's first offensive series with a sack on third down, dropping Patrick Mahomes for a seven-yard loss. He forced a fumble on the play, but the ball was recovered by the Chiefs. Dupree logged his first sack in a Titans uniform, which gave him 40.5 career sacks.
- **At Indianapolis (10/31)**, posted two tackles and also helped cause an interception late in the fourth quarter. His pressure in the end zone helped force Carson Wentz to throw an errant pass that was intercepted by Elijah Molden and returned for a touchdown.
- **At Los Angeles Rams (11/7)**, registered a quarterback pressure.
- **Against New Orleans (11/14)**, left the contest in the first quarter due to an abdominal injury.

- Placed on injured reserve on Nov. 20, 2021 and activated on Dec. 18.
- **At Pittsburgh (12/19)**, returned to the field after missing three games due to injury. He registered a nine-yard sack against his former team, dropping Ben Roethlisberger in the third quarter. He totaled two tackles and two quarterback pressures in the contest.
- **Against San Francisco (12/23)**, registered a sack in the fourth quarter, dropping Jimmy Garoppolo for a nine-yard loss. It was his second consecutive game with a sack since coming off injured reserve. He also totaled four tackles and two quarterback pressures.
- Placed on Reserve/COVID-19 on Dec. 27, 2021 and activated on Jan. 1.
- **Against Miami (1/2)**, posted one tackle and one quarterback pressure.
- **At Houston (1/9)**, posted three tackles.
- **Against Cincinnati (1/22)**, registered two tackles, one sack and two quarterback pressures. He dropped Joe Burrow for a 16-yard loss on third down to end a Bengals drive in the fourth quarter and take the Bengals out of field-goal range. It was the first solo sack of his postseason career and improved his career playoff total to 1.5 sacks.

Dupree's Career Regular Season Statistics:

Year	Team	GP	GS	Tackle	Sack	QBP	TFL	Int	PD	FF	FR
2015	Pit	16	5	26	4.0	6	4	0	1	0	0
2016	Pit	7	4	24	4.5	6	5	0	1	1	0
2017	Pit	15	15	40	6.0	7	12	0	1	0	1
2018	Pit	16	15	42	5.5	13	8	1	3	1	0
2019	Pit	16	16	68	11.5	17	16	0	3	4	2
2020	Pit	11	11	31	8.0	15	8	0	2	2	0
2021	Ten	11	6	17	3.0	15	2	0	1	1	0
NFL Totals		92	72	248	42.5	79	55	1	12	9	3

Dupree's Career Postseason Statistics:

Year	Team	GP	GS	Tackle	Sack	QBP	TFL	Int	PD	FF	FR
2015	Pit	2	2	6	0.0	0	2	0	0	0	0
2016	Pit	3	3	15	0.5	3	1	0	1	0	0
2017	Pit	1	1	4	0.0	0	0	0	0	0	0
2021	Ten	1	0	2	1.0	2	1	0	0	0	0
Playoff Totals		7	6	27	1.5	5	4	0	1	0	0

Dupree's Regular Season Single-Game Highs:

Tackles - 7 vs. Cleveland (1/1/17)

Sacks - 2.5 at Buffalo (12/11/16)

Interceptions - 1 at Tampa Bay (9/24/18)

Forced Fumbles - 1 (Eight times, last at Baltimore, 11/1/20)

Fumble Recovery - 1 (Three times, last at Cincinnati, 11/24/19)

Passes Defensed - 2 at Cleveland (9/9/18)

Dupree's Playoff Single-Game Highs:

Tackles - 6 vs. Miami (1/8/17)

Sacks - 1 vs. Cincinnati (1/22/22)

Passes Defensed - 1 at Kansas City (1/15/17)





#58 • OLB HAROLD LANDRY III

6-2, 252, 4th Year, Boston College

[Click for complete bio](#)



Outside linebacker **Harold Landry III** completed his fourth NFL season in 2021. He was selected by the Titans in the second round (41st overall) of the 2018 NFL Draft after the Titans traded up 16 spots in the second round (57 to 41) in order to take the former Boston College standout.

From the start of his rookie season through 2021, Landry's 31 total sacks led the Titans. Other than **Jevon Kearse** (37), Landry produced the highest sack total by a Titans/Oilers player in his first four NFL seasons since individual sacks became an official NFL statistic in 1982.

From 2018 to 2021, Landry joined Pittsburgh's **Cameron Heyward** as the NFL's only players to be credited with at least 250 tackles (press box statistics), 30 sacks and two interceptions.

In 2021, Landry was named to his first Pro Bowl after starting all 17 games. He registered his third consecutive season to start every contest, extending his streaks to 64 consecutive games played and 52 consecutive starts. At the conclusion of 2021, his starting streak was the sixth-longest active streak in the NFL among all defensive players.

Landry's 12 sacks in 2021 led the Titans, ranked 10th in the NFL and established a career high. He became the first Titans player to record double-digit sacks in a season since **Brian Orakpo** (10.5) in 2016 and the first Titans player with 12 sacks in a season since **Jason Babin** (12.5) in 2010. Landry tied for second on the squad with 75 tackles, ranked second with a career-high 49 quarterback pressures, led the team with 14 tackles for loss, and added a forced fumble. He joined **Micah Parsons**, **Aaron Donald** and Heyward as the only NFL players in 2021 to post at least 75 tackles and 10 sacks.

Then, in the team's 2021 divisional playoff contest, he recorded 1.5 sacks. He improved his postseason career total to 4.5 sacks, becoming the organization's first player with at least four career postseason sacks since individual sacks became an official statistic in 1982.

In 2020, Landry recorded 16 starts for the second consecutive season. He led the team with 5.5 sacks, a then-career-high 32 quarterback pressures and a then-career-high 10 tackles for loss. He totaled 69 tackles and added one interception and a career-high five passes defended. In one playoff contest, he led the team with 10 tackles and two sacks.

Landry started all 16 games in 2019 and led the Titans with nine sacks. His 28 quarterback pressures ranked second, and he added 81 tackles, four tackles for loss, one pass defended, one forced fumble and two fumble recoveries. He also started all three postseason games and registered a sack and a team-high eight quarterback pressures.

As a rookie in 2018, he played in 15 games with three starts. His 4.5 sacks tied for third place on the team, and he also tied for second on the defense with 18 quarterback pressures.

In 46 career games playing defensive end for Boston College, Landry totaled 160 tackles, 26 sacks, 47.5 tackles for loss, seven passes defended,



SACKS FROM 2019 TO 2020

In **Bud Dupree's** final two seasons in Pittsburgh, he ranked eighth in the NFL with 19.5 total sacks despite missing the final five games of the 2020 campaign. He posted 11.5 sacks in 2019 and eight sacks in 2020.

Dupree also ranked ninth in the NFL from 2019 to 2020 with 24 tackles for loss.

Most sacks in the NFL from 2019 to 2020:

Player	Sacks
1. T.J. Watt	29.5
2. Shaquil Barrett	27.5
3. Aaron Donald	26.0
Za'Darius Smith	26.0
5. Cameron Jordan	23.0
6. Myles Garrett	22.0
7. Chandler Jones	20.0
8. Bud Dupree	19.5
9. Joey Bosa	19.0
Justin Houston	19.0

Out of Dupree's 19.5 sacks from 2019 to 2020, he forced a fumble on six of those plays. His six strip-sacks tied for fourth place in that period.

Most strip-sacks in the NFL from 2019 to 2020:

Player	Strip-Sacks
1. Shaquil Barrett	8
2. Yannick Ngakoue	7
Chandler Jones	7
4. Bud Dupree	6
Jason Pierre-Paul	6
Myles Garrett	6
T.J. Watt	6
Khalil Mack	6
9. Aaron Donald	5
Benson Mayowa	5
Haason Reddick	5

10 forced fumbles, one fumble recovery and one interception. His 26 career sacks were exceeded in school history by only **Mathias Kiwanuka** (37.5 from 2002-05).

As a senior in 2017, Landry played and started eight games before a season-ending ankle injury ended his year. He finished second on the team with five sacks and totaled 38 tackles, 8.5 tackles for loss and two passes defended.

In 2016, Landry set the school's single-season record with 16.5 sacks, which led the nation. He added seven forced fumbles, which also led the country, while his 22 tackles for loss ranked fifth nationally and ranked second all-time for the Eagles. His numerous honors included Walter Camp second-team All-America, AP second-team All-America and second-team All-ACC by the Atlantic Coast Sports Media Association and the league's head coaches.

He is a native of Spring Lake, N.C.

2021 Game Notes:

- **Against Arizona (9/12)**, ran Kyler Murray out of bounds in the first quarter for a two-yard sack, which was the 20th sack of his career. He totaled three tackles in the contest and added three quarterback pressures.
- **At Seattle (9/19)**, led the defense with seven tackles and added a team-high three quarterback pressures.
- **Against Indianapolis (9/26)**, totaled four tackles, two quarterback pressures and a half sack. He shared a 10-yard sack with Ola Adeniyi in the third quarter. He appeared in his 50th career game, and in doing so, he joined Jevon Kearse as the only players to get at least 20 sacks (20.5) for the organization in their first 50 NFL games since individual sacks became an official statistic in 1982.
- **At New York Jets (10/3)**, recorded an eight-yard sack of Zach Wilson on third down to stall a Jets drive in the second quarter. He was credited with a team-high seven tackles, including a team-high three tackles for loss, and three quarterback pressures.
- **At Jacksonville (10/10)**, registered seven tackles and tied his career high with two sacks. He recorded a four-yard sack on Trevor Lawrence in the second quarter and then ended a Jaguars drive in the third quarter with a 13-yard sack on third down. It was his third consecutive game with at least a half sack.
- **Against Buffalo (10/18)**, totaled eight tackles, two sacks and a tackle for loss. His two sacks matched his career high, as did his eight tackles. He ended a Bills drive with an eight-yard sack of Josh Allen in the first quarter and added a three-yard sack in the second quarter. It was his fourth consecutive game with at least a half sack, his third consecutive game with at least one sack, and his second consecutive game with two sacks. He became Tennessee's first player since Kyle Vanden Bosch in 2005 (Sept. 18-25) with two or more sacks in consecutive games.
- **Against Kansas City (10/24)**, recorded an eight-yard sack of Patrick Mahomes in the fourth quarter. It was his fifth consecutive game with at least a half sack and his fourth consecutive game with at least one sack. It marked the second time in his career he put together a streak of four or more games with a sack (five straight contests in 2019). With 7.5 sacks, he tied William Fuller (1991) and Kyle Vanden Bosch (2005) for most sacks by a Titans player through a season's first seven games since individual sacks became an official statistic in 1982. He added seven quarterback pressures.
- **At Indianapolis (10/31)**, totaled five tackles, one sack and one forced fumble. In the second quarter, he registered a seven-yard sack of Carson Wentz on third down to end a Colts drive. His 8.5 sacks through eight games were the most by a Titans/Oiler player in the first eight games of a season since individual sacks became an official statistic in 1982, eclipsing the previous mark of eight sacks by Ray Childress (1992) and Jevon Kearse (2001). Landry registered his sixth consecutive game with at least a half sack, which is the longest such streak of his career. He logged his fifth consecutive game with at least one sack, which tied the longest such streak of his career (2019) and tied for the seventh-longest such streak in franchise history. Additionally, he was credited with a forced fumble on Wentz in the second quarter (recovered by the Colts).
- **At Los Angeles Rams (11/7)**, totaled five tackles, including a half sack. He split a six-yard sack with Denico Autry in the third quarter to match his career high for sacks in a season with nine (2019).
- **Against New Orleans (11/14)**, totaled five tackles, including a three-yard sack of Trevor Siemian in the second quarter. With his 10th sack of 2021, he set a new career high for sacks in a season, eclipsing his nine sacks in 2019. He became the team's first player since Brian Orakpo (10.5) in 2016 to record double-digit sacks in a season. It was his eighth consecutive game with at least a half sack, extending the longest such streak of his career. He joined Jevon Kearse (12 consecutive games from 1999 to 2000)



as the franchise's only players to accomplish the feat since individual sacks became an official statistic in 1982.

- **Against Houston (11/21)**, totaled five tackles, one quarterback pressure and a team-high two tackles for loss.
- **At New England (11/28)**, posted three tackles.
- **Against Jacksonville (12/12)**, totaled three tackles, including an eight-yard sack of Trevor Lawrence in the first quarter. He became the first Titans player with 11 sacks in a season since Jason Babin had 12.5 sacks in his 2010 Pro Bowl campaign. Landry became the ninth player since individual sacks became an official statistic in 1982 to reach 30 career sacks for the franchise.
- **At Pittsburgh (12/19)**, posted two tackles and a quarterback pressure.
- **Against San Francisco (12/23)**, registered three tackles and a quarterback pressure.
- **Against Miami (1/2)**, helped stall a Miami drive in the third quarter by dropping Tua Tagovailoa for an eight-yard sack on third down. He improved his season total to 12 sacks, increasing his career high and becoming the first Titans player with 12 sacks in a season since Jason Babin had 12.5 sacks in 2010. He totaled three tackles and tied for the team lead with two quarterback pressures.
- **At Houston (1/9)**, produced four tackles. He concluded the 2021 regular season with a team-high and career-high 12 sacks.
- **Against Cincinnati (1/22)**, totaled six tackles and 1.5 sacks and tied for the team lead with five quarterback pressures. He dropped Joe Burrow for an eight-yard sack in the first quarter and split a seven-yard sack with Kyle Peko in the fourth quarter. With 4.5 career postseason sacks in five games, he became the organization's first player with at least four career postseason sacks since individual sacks became an official statistic in 1982.

Landry's Career Regular Season Statistics:

Year	GP	GS	Tackle	Sack	QBP	TFL	Int	PD	FF	FR
2018	15	3	46	4.5	18	2	0	2	1	0
2019	16	16	81	9.0	28	4	1	1	1	2
2020	16	16	69	5.5	29	10	1	5	0	0
2021	17	17	75	12.0	49	14	0	0	1	0
Totals	64	52	271	31.0	127	30	2	8	3	2

Landry's Career Postseason Statistics:

Year	GP	GS	Tackle	Sack	QBP	TFL	Int	PD	FF	FR
2019	3	3	8	1.0	8	1	0	1	0	0
2020	1	1	10	2.0	4	1	0	0	0	0
2021	1	1	6	1.5	5	1	0	0	0	0
Totals	5	5	24	4.5	17	3	0	1	0	0

Landry's Regular Season Single-Game Highs:

- Tackles** - 8 (Three times, last vs. Buffalo, 10/18/21)
- Sacks** - 2 (Three times, last vs. Buffalo, 10/18/21)
- Quarterback Pressures** - 9 at N.Y. Giants (12/16/18)
- Interceptions** - 1 (Twice, last vs. Jacksonville, 9/20/20)
- Forced Fumbles** - 1 (Three times, last at Indianapolis, 10/31/21)
- Fumble Recovery** - 1 (Twice, last vs. Tampa Bay, 10/27/19)

Landry's Playoff Single-Game Highs:

- Tackles** - 10 vs. Baltimore (1/10/21)
- Sacks** - 2 vs. Baltimore (1/10/21)
- Quarterback Pressures** - 5 vs. Cincinnati (1/22/22)

2021 NFL SACK LEADERS

With a career-high 12 sacks in 2021, Titans outside linebacker **Harold Landry III** ranked fifth in the AFC and 10th in the NFL.

In the franchise's "Titans era" (1999–present), his 12 sacks tied for the fourth-highest single-season total and were the most since **Jason Babin** produced 12.5 sacks in 2010.

Most sacks in 2021:

Player	Team	Sacks
1. T.J. Watt	Pittsburgh Steelers	22.5
2. Robert Quinn	Chicago Bears	18.5
3. Myles Garrett	Cleveland Browns	16.0
4. Nick Bosa	San Francisco 49ers	15.5
5. Trey Hendrickson	Cincinnati Bengals	14.0
6. Micah Parsons	Dallas Cowboys	13.0
7. Cameron Jordan	New Orleans Saints	12.5
Matt Judon	New England Patriots	12.5
Aaron Donald	Los Angeles Rams	12.5
10. Harold Landry	Tennessee Titans	12.0

FRANCHISE SACK LEADERS

At the conclusion of the 2021 season, his fourth NFL season, **Harold Landry III** had 31 career sacks, a total that tied for 12th in franchise history.

In the franchise's "Titans era" (1999–present), his sack total ranks behind only **Jevon Kearse** (52), **Jurrell Casey** (51), **Derrick Morgan** (44.5) and **Kyle Vanden Bosch** (38.5).

Franchise career sack leaders*:

Player	Seasons	Sacks
1. Elvin Bethea	1968–1983	105.0
2. Ray Childress	1985–1995	75.5
3. Jesse Baker	1979–1987	66.0
4. William Fuller	1986–1993	59.0
5. Sean Jones	1988–1993	57.5
6. Jevon Kearse	1999–2003, 2008–2009	52.0
7. Jurrell Casey	2011–2019	51.0
8. Robert Brazile	1975–1984	48.0
9. Ted Washington	1973–1982	45.0
10. Derrick Morgan	2010–2018	44.5
11. Kyle Vanden Bosch	2005–2009	38.5
12. Harold Landry III	2018–2021	31.0
Curley Culp	1974–1980	31.0

* Individual sacks did not become an official NFL statistic until 1982.

SACKS IN FIRST FOUR SEASONS

From the start of his rookie season in 2018 through 2021, **Harold Landry III's** 31 total sacks led the Titans. Other than **Jevon Kearse** (37.0 sacks from 1999 through 2001), Landry produced the highest sack total by a Titans/Oilers player in his first four NFL seasons since individual sacks became an official NFL statistic in 1982.

Most sacks for the Titans/Oilers in a player's first three NFL seasons, 1982–2020:

Player	Seasons	Sacks
1. Jevon Kearse	1999–2002	37.0
2. Harold Landry III	2018–2021	31.0
3. Ray Childress	1985–1988	23.0
4. Kenny Holmes	1997–2000	22.5
5. Jurrell Casey	2011–2014	21.0
6. Travis LaBoy	2004–2007	19.5
7. Derrick Morgan	2010–2013	16.5
8. Gary Walker	1995–1998	16.0
9. (two tied)		15.5

CONSECUTIVE GAMES WITH A HALF SACK

When **Harold Landry III** registered a sack against the New Orleans Saints on Nov. 14, he joined **Jevon Kearse** as the only Titans/Oilers players since individual sacks became an official NFL statistic in 1982 to produce at least a half sack in eight consecutive games. Kearse had a half sack or more in each of the final 10 games of his 1999 NFL Defensive Rookie of the Year campaign and in the first two games of his second season.

In 2019, Landry recorded five consecutive games with at least a half sack.

Most consecutive games with at least a half sack for the Titans/Oilers (1982–present):

Player	Dates	Consecutive Games
1. Jevon Kearse	Oct. 31, 1999–Sept. 10, 2000	12
2. Harold Landry III	Sept. 26, 2021–Nov. 14, 2021	8
3. Sean Jones	Nov. 4, 1990–Dec. 23, 1990	7
Kevin Carter	Dec. 16, 2002–Sept. 28, 2003	7
5. Jevon Kearse	Sept. 28, 2003–Nov. 9, 2003	6
William Fuller	Sept. 8, 1991–Oct. 20, 1991	6
7. Harold Landry III	Oct. 27, 2019–Dec. 1, 2019	5
Brian Orakpo	Sept. 18, 2016–Oct. 16, 2016	5
Sean Jones	Nov. 1, 1992–Nov. 26, 1992	5
Lee Williams	Sept. 13, 1992–Oct. 18, 1992	5

MORE TITANS OUTSIDE LINEBACKERS

92 - OLB OLA ADENIYI (Pronounced: OH-la ah-DAY-nee)

6-1, 248, 4th Year, Toledo

➤ Adeniyi joined the Titans as a free agent in 2021 after spending his first three seasons with the Pittsburgh Steelers organization.

➤ In 2021, he appeared in 16 games and set career highs with 2.5 sacks, 20 quarterback pressures, two tackles for loss and one pass defended. He contributed 11 tackles on defense and tied for third on the team with a career-high 10 special teams tackles.


➤ Adeniyi appeared in 32 games with one start and tallied 25 tackles and three forced fumbles during his three-year career with the Steelers.

➤ In 2020, Adeniyi appeared in 15 games for the Steelers and tallied career-highs with 16 tackles and eight special teams stops.

➤ The Fort Bend County, Texas native saw action in 34 games with 25 starts at Toledo (2015-17) and totaled 118 tackles, 28 tackles for loss, 12.5 sacks, three forced fumbles, a fumble recovery and a pass defended in his collegiate career.

2021 Game Notes:

➤ **Against Arizona (9/12)**, made his Titans debut and led the club with two special teams tackles.



- **At Seattle (9/19)**, recorded his first career sack, dropping Russell Wilson for a 12-yard loss at Seattle's one-yard line in overtime. The play, which came on third down, helped force a Seahawks punt, and the Titans won the game on the ensuing possession. He also led the club with two special teams tackles.
- **Against Indianapolis (9/26)**, established career highs with 1.5 sacks and four tackles. He recorded his second consecutive game with a sack, taking down Carson Wentz for a six-yard loss in the second quarter. He later shared a 10-yard sack with Harold Landry III in the third quarter. He added three quarterback pressures.

50 - OLB DERICK ROBERSON
6-3, 250, 3rd Year, Sam Houston State



- Roberson (pronounced ROW-ber-son) signed with the Titans as a rookie free agent on May 10, 2019.
- In 2021, Roberson set a career high with 10 tackles in five games. His totals also included 1.5 sacks, four quarterback pressures and three tackles for loss.
- In 2020, he appeared in eight games with one start and totaled six tackles, four quarterback pressures, one pass defended and one forced fumble.
- In 2019, Roberson played in three regular season games and totaled four tackles and three sacks. He also played in all three playoff games, adding two tackles, three quarterback pressures and one tackle for loss.
- He spent the first six games of his rookie season on the practice squad before being elevated to the 53-man roster on Oct. 19. He then spent the next four weeks on the practice squad before being re-signed to the 53-man roster on Nov. 26.
- Roberson appeared in 32 games with 20 starts over three seasons at Sam Houston State (2016-18) and totaled 123 tackles, 23 sacks, eight passes defended, one interception and seven forced fumbles.
- Transferred to Sam Houston State from Texas where he played one season as a redshirt freshman. He saw action in 10 contests at Texas and registered six tackles, two sacks and one forced fumble.
- He is a native of San Antonio, Texas.

2021 Game Notes:

- **Against Arizona (9/12)**, set a career high with three tackles.
- Placed on injured reserve on Sept. 28, 2021 and activated back to the 53-man roster on Nov. 16.
- **At New England (11/28)**, totaled four tackles, a half sack, two quarterback pressures and two tackles for loss. In the fourth quarter, he combined with defensive tackle Naquan Jones on a 10-yard sack of Mac Jones.
- **Against Jacksonville (12/12)**, provided a 20-yard sack in the fourth quarter, taking down Trevor Lawrence on third down to force a punt. His 20-yard sack was the most yardage recorded on a sack by a Titans defender since Jacksonville's Gardner Minshew was sacked by Jack Crawford for a 20-yard loss on Sept. 20, 2020. He totaled three tackles in the contest.

99 - OLB RASHAD WEAVER
6-4, 259, Rookie, Pittsburgh



- Weaver was selected by the Titans in the fourth round (135th overall) of the 2021 NFL Draft.
- As a rookie in 2021, Weaver totaled two tackles in two games before finishing the season on injured reserve.
- In four seasons at the University of Pittsburgh (2017-20), Weaver appeared in 35 games with 28 starts. He tallied 110 tackles, 34.5 tackles for loss, 17.0 sacks, nine passes defended, 28 quarterback pressures, five forced fumbles and four fumble recoveries.
- As a senior in 2020, he started nine games and totaled 35 tackles, 14.5 tackles for loss, 7.5 sacks, 12 quarterback pressures, two passes defended, three forced fumbles and one fumble recovery. Weaver was also Awarded first team All-ACC honors and was a semifinalist for the Bednarik Award.
- He is a native of Fort Lauderdale, Fla.

2021 Game Notes:

- **At Seattle (9/19)**, made his NFL debut.
- **Against Indianapolis (9/26)**, tallied his first two career tackles before leaving the game late in the third quarter with an ankle injury.
- Placed on injured reserve on Sept. 28, 2021.




TITANS
CORNERBACKS

No.	Name	Ht	Wt	Exp	College
3	Farley, Caleb	6-2	197	R	Virginia Tech
26	Fulton, Kristian	5-11	197	2	Louisiana State
35	Jackson, Chris	5-10	193	2	Marshall
20	Jenkins, Jackrabbit	5-10	190	10	North Alabama
30	Mabin, Greg	6-2	200	5	Iowa
24	Molden, Elijah	5-10	192	R	Washington
38	Skrine, Buster	5-9	187	11	Chattanooga

#3 • CB CALEB FARLEY

6-2, 197, Rookie, Virginia Tech
[Click for complete bio](#)



Cornerback **Caleb Farley** was selected by the Titans in the first round (22nd overall) of the 2021 NFL Draft.

Farley appeared in three games with one start during his rookie season. He finished with four tackles and one pass defended before his season came to a premature end due to a knee injury. He spent the remainder of the season on injured reserve.

Farley played two seasons at Virginia Tech, appearing in 24 games with 23 starts. His career totals included six interceptions, 25 passes defended, 56 tackles, one sack, two quarterback hits and seven kickoff returns for 152 yards (21.7 avg.).

Farley redshirted as a wide receiver in 2017 and then began playing cornerback for the first time in his redshirt freshman campaign in 2018. He continued playing for the Hokies in 2019 and then opted out of the 2020 campaign due to COVID-19 concerns.

In 2019, he started all 11 games in which he appeared and was named first team All-ACC after leading the conference with 16 passes defended. His four interceptions tied for second place in the conference. He also totaled 20 tackles and a quarterback hit.

In 2018, he earned honorable mention for the Mayo Clinic Comeback Player of the Year Award after registering 36 tackles, one tackle for loss, one sack, two interceptions and nine passes defended. He also added seven kickoff returns for 152 total yards (21.7 avg.).

Farley is a native of Maiden, N.C.

2021 Game Notes:

- **Against Arizona (9/12)**, made his NFL debut as a reserve.
- **At Seattle (9/19)**, **against Indianapolis (9/26)** and **at New York Jets (10/3)**, he was inactive with a shoulder injury.
- **At Jacksonville (10/10)**, registered two tackles and a pass defended.
- **Against Buffalo (10/18)**, registered his first career start and tallied a pair of tackles before leaving the contest in the second quarter with a knee injury.
- Placed on injured reserve on Oct. 19, 2021.

Farley's 2021/Career Statistics:

Year	GP	GS	Tackle	Sack	QBP	TFL	Int	PD	FF	FR
2021	3	1	4	0.0	0	0	0	1	0	0

Farley's College Statistics:

Year	Team	GP	GS	Tackle	Sack	QBP	TFL	Int	PD	FF	FR
2017	Va. Tech	0	0				Redshirted				
2018	Va. Tech	13	12	36	1.0	1	1	2	9	0	0
2019	Va. Tech	11	11	20	0.0	1	0	4	16	0	0
2020	Va. Tech	0	0				COVID-19 Opt-Out				
Totals		24	23	56	1.0	2	1	6	25	0	0

#26 • CB KRISTIAN FULTON

5-11, 197, 2nd Year, Louisiana State

[Click for complete bio](#)



Cornerback **Kristian Fulton** completed his second NFL season in 2021. He was selected by the Titans in the second round (61st overall) of the 2020 NFL Draft.

In 2021, Fulton became a mainstay in the Titans lineup, starting all 13 games in which he played. He contributed two interceptions and tied for 11th in the NFL with a team-high 14 passes defended. Among all players in their first two NFL seasons, his 14 passes defended in 2021 tied for the league's fourth-highest total. He also contributed 40 tackles during the regular season and added six stops in the team's divisional playoff contest.

In 2020, Fulton appeared in six games with two starts as a rookie. He totaled 16 tackles, one interception, one pass defended, one sack, one quarterback pressure and one tackle for loss. He also played in one postseason contest.

Prior to entering the NFL, the New Orleans, La., native was a two-year starter at Louisiana State. He appeared in 28 games with 25 starts and finished his career with 65 tackles, 25 passes defended and two interceptions.

As a senior in 2019, he started all 15 games and posted 38 tackles, one tackle for loss, 15 passes defended and one interception. He was recognized with second-team All-SEC honors from the Associated Press. In his final collegiate game, Fulton helped LSU secure a National Championship victory over Clemson with a career-high six tackles and one pass defended.

2021 Game Notes:

- **Against Arizona (9/12)**, set a career high and led the defense with two passes defended in his third NFL start. He added three tackles.
- **At Seattle (9/19)**, recorded one tackle and one pass defended.
- **Against Indianapolis (9/26)**, tied his career high with four tackles and added a pass defended.
- **At New York Jets (10/3)**, recorded his second career interception, picking off a Zach Wilson pass in the second quarter and returning the ball 13 yards. He added three tackles.
- **At Jacksonville (10/10)**, set a career high with five tackles and added a pass defended.
- Placed on injured reserve on Oct. 18 and returned to the 53-man roster on Nov. 13.
- **Against New Orleans (11/14)**, returned to the starting lineup after returning from injured reserve. He posted two tackles and a team-high two passes defended.
- **Against Houston (11/21)**, registered three tackles.
- **At New England (11/28)**, posted four tackles and one pass defended.
- **Against Jacksonville (12/12)**, recorded his second interception of the season, picking off a deep pass by Trevor Lawrence in the fourth quarter. It was his third career interception. He totaled four tackles and two passes defended in the contest.
- **At Pittsburgh (12/19)**, registered three tackles.



- **Against San Francisco (12/23)**, posted two tackles and a pass defended.
- **Against Miami (1/2)**, led the team with two passes defended and helped limit Tua Tagovailoa to a 53.1 passer rating. He totaled three tackles in the contest.
- **At Houston (1/9)**, registered three tackles.
- **Against Cincinnati (1/22)**, registered his first career postseason start and totaled six tackles.

Fulton's Career Regular Season Statistics:

Year	GP	GS	Tackle	Sack	QBP	TFL	Int	PD	FF	FR
2020	6	2	16	1.0	1	1	1	1	0	0
2021	13	13	40	0.0	0	0	2	14	0	0
Totals	19	15	56	1.0	1	1	3	15	0	0

Fulton's Career Postseason Statistics:

Year	GP	GS	Tackle	Sack	QBP	TFL	Int	PD	FF	FR
2020	1	0	0	0.0	0	0	0	0	0	0
2021	1	1	6	0.0	0	0	0	0	0	0
Totals	2	1	6	0.0	0	0	0	0	0	0

Fulton's Regular Season Single-Game Highs:

- Tackles** - 5 at Jacksonville (10/10/21)
- Sacks** - 1 at Minnesota (9/27/20)
- Interceptions** - 1 (Three times, last vs. Jacksonville, 12/12/21)

Fulton's Playoff Single-Game Highs:

- Tackles** - 6 vs. Cincinnati (1/22/22)

MOST PASSES DEFENDED IN 2021

In his second NFL season, cornerback **Kristian Fulton** tied for 11th place in the NFL and led the Titans defense with 14 passes defended. Among all players in their first two NFL seasons in 2021, he tied for the fourth-highest total behind only **Trevon Diggs** (21), **A.J. Terrell** (16) and **Bryce Hall** (16).

Most passes defended in 2021:

Player	Team	Passes Defended
1. J.C. Jackson	New England Patriots	23
2. Trevon Diggs *	Dallas Cowboys	21
3. Marshon Lattimore	New Orleans Saints	19
4. James Bradberry	New York Giants	17
Anthony Brown	Dallas Cowboys	17
6. Jalen Ramsey	Los Angeles Rams	16
Kendall Fuller	Washington Football Team	16
A.J. Terrell *	Atlanta Falcons	16
Bryce Hall *	New York Jets	16
Xavien Howard	Miami Dolphins	16
11. Kristian Fulton *	Tennessee Titans	14
Chidobe Awuzie	Cincinnati Bengals	14
Pat Surtain II *	Denver Broncos	14
Eric Stokes *	Green Bay Packers	14

* Rookie, first-year or second-year player in 2021

#20 • CB JACKRABBIT JENKINS**5-10, 190, 10th Year, North Alabama**[Click for complete bio](#)

Cornerback **Jackrabbit Jenkins** completed his 10th NFL season and his first campaign with the Titans in 2021. He was signed by the Titans as a free agent on March 19, 2021.

From 2012 through 2021, Jenkins ranked first in the NFL in passes defended (125), first in defensive touchdowns scored (nine) and tied for fourth in interceptions (27). Jenkins registered at least one interception in each of his 10 seasons.

Jenkins appeared in 14 games with 13 starts during his first year in Tennessee. It was the ninth time in 10 seasons he started at least 13 games. His statistics included 55 tackles, one interception, six passes defended and one forced fumble. He also started the team's divisional playoff contest, registering a pair of tackles and one pass defended.

Prior to his arrival in Tennessee, Jenkins played 128 games (125 starts) in nine NFL seasons with the St. Louis Rams (2012-15), New York Giants (2016-19) and New Orleans Saints (2019-20). In that time, he tallied 26 interceptions, 118 passes defended, six forced fumbles, two fumble recoveries and 522 tackles.

In 2020, Jenkins started 13 games for the Saints and recorded three interceptions, 12 passes defended and 55 tackles. His interception total tied for the team lead.

In 2016, he earned his first Pro Bowl berth and Associated Press second-team All-Pro honors for the 11-5 Giants, as he totaled three interceptions and a career-best 18 passes defended.

In 2012, Jenkins was named to the PFWA All-Rookie team after leading the Rams with four interceptions and tying the NFL rookie record with three interception returns for touchdowns.

Jenkins was a second-round selection by the Rams in the 2012 NFL Draft. He finished his college career at North Alabama after spending three seasons at the University of Florida.

2021 Game Notes:

- **Against Arizona (9/12)**, led the team with eight tackles in his Titans debut.
- **At Seattle (9/19)**, tallied six tackles and one pass defended.
- **Against Indianapolis (9/26)**, posted four tackles.
- **At New York Jets (10/3)**, credited with three tackles and a forced fumble (recovered by Jets).
- **At Jacksonville (10/10)**, registered three tackles.
- **Against Buffalo (10/18)**, credited with three tackles.
- **Against Kansas City (10/24)**, posted three tackles.
- **At Indianapolis (10/31)**, recorded four tackles.
- **At Los Angeles Rams (11/7)**, notched five tackles and one pass defended.
- **Against New Orleans (11/14)**, tallied three tackles and one pass defended.
- **Against Houston (11/21)**, he was inactive with a chest injury.
- **At New England (11/28)**, posted four tackles before leaving the contest with an injury in the fourth quarter.



- **Against Jacksonville (12/12)** and **at Pittsburgh (12/19)**, he was inactive with an ankle injury.
- **Against San Francisco (12/23)**, registered his first interception in a Titans uniform and the 27th interception of his career. He helped prevent a 49ers touchdown by picking off a Jimmy Garoppolo pass in the end zone in the first quarter.
- **Against Miami (1/2)**, notched four tackles and one pass defended, helping limit Tua Tagovailoa to a 53.1 passer rating.
- **At Houston (1/9)**, registered three tackles.
- **Against Cincinnati (1/22)**, contributed two tackles and one pass defended.

Jenkins' Career Regular Season Defensive Statistics:

Year	Team	GP	GS	Tackle	Sack	QBP	TFL	Int	PD	FF	FR
2012	StL	15	14	83	0.0	NA	NA	4	15	0	1
2013	StL	16	16	69	1.0	NA	NA	1	19	0	1
2014	StL	14	13	59	0.0	NA	NA	2	5	2	0
2015	StL	15	15	64	0.0	NA	NA	3	15	1	0
2016	NYG	15	15	49	1.0	NA	NA	3	18	1	0
2017	NYG	9	9	31	0.0	NA	NA	3	9	1	0
2018	NYG	16	16	69	0.0	NA	NA	2	15	1	0
2019	NYG/NO	15	14	61	0.0	NA	NA	5	16	0	0
2020	NO	13	13	54	0.0	NA	NA	3	12	0	0
2021	Ten	14	13	55	0.0	0	0	1	6	1	0
NFL Totals		142	138	594	2.0	0	0	27	130	7	2

Jenkins' Career Postseason Defensive Statistics:

Year	Team	GP	GS	Tackle	Sack	QBP	TFL	Int	PD	FF	FR
2016	NYG	1	1	1	0.0	NA	NA	0	0	0	0
2019	NO	1	1	8	0.5	NA	NA	0	0	1	0
2020	NO	2	2	9	0.0	NA	NA	0	1	0	0
2021	Ten	1	1	2	0.0	0	0	0	1	0	0
Playoff Totals		5	5	20	0.5	NA	NA	0	2	1	0

Jenkins' NFL Regular Season Single-Game Highs:

- Tackles** - 10 at Dallas (9/22/13)
- Interceptions** - 2 (Three times, last vs. Washington, 9/29/19)
- Interception Long** - 99t at San Diego (11/23/14)
- Sacks** - 1 (Twice, last at Cleveland 11/27/16)
- Passes Defended** - 5 vs. Atlanta (11/22/20)
- Forced Fumbles** - 1 (Seven times, last at New York Jets, 10/3/21)
- Fumble Recoveries** - 1 (Twice, last at Arizona, 12/8/13)

Jenkins' NFL Playoff Single-Game Highs:

- Tackles** - 8 vs. Minnesota (1/5/20)
- Sacks** - 0.5 vs. Minnesota (1/5/20)
- Forced Fumbles** - 1 vs. Minnesota (1/5/20)
- Passes Defended** - 1 (Twice, last vs. Cincinnati, 1/22/22)

INTERCEPTION TD CAREER LEADERS

Titans cornerback **Jackrabbit Jenkins** has eight career interception returns for touchdowns. He is tied with three others for eighth place in NFL history and leads all active players in the category.

Most career interception return touchdowns, NFL history:

Player	Seasons	Interception TDs
1. Rod Woodson	1987–2003	12
2. Darren Sharper	1997–2010	11
Charles Woodson	1998–2015	11
4. Aqib Talib	2008–2019	10
5. Ken Houston	1967–1980	9
Deion Sanders	1989–2005	9
Aeneas Williams	1991–2004	9
8. Jackrabbit Jenkins	2012–2021	8
Eric Allen	1988–2001	8
Ronde Barber	1997–2012	8
Charles Tillman	2003–2015	8

JENKINS' CAREER TOUCHDOWNS

Date	Opp	Type	Yards
11/25/12	at Arizona	Interception Return	36
11/25/12	at Arizona	Interception Return	39
12/02/12	San Francisco	Fumble Return	2
12/23/12	at Tampa Bay	Interception Return	41
09/21/14	Dallas	Interception Return	25
11/23/14	at San Diego	Interception Return	99
09/18/16	New Orleans	Blocked Field Goal	65
10/15/17	at Denver	Interception Return	43
11/23/17	at Washington	Interception Return	53
09/13/20	Tampa Bay	Interception Return	36

PASSES DEFENSED SINCE 2012

Since entering the NFL as a second-round draft pick in 2012, **Jackrabbit Jenkins** has been one of the NFL's most productive cornerbacks. He ranks first in the NFL in that time period in passes defended (press box statistics) and defensive touchdowns and also ranks fourth in interceptions.

Most passes defended since 2012 (press box statistics):

Player	Passes Defensed
1. Jackrabbit Jenkins	125
2. Darius Slay	119
3. Joe Haden	118
4. Stephon Gilmore	116
5. Johnathan Joseph	109
Casey Hayward	109
7. Richard Sherman	99
8. Logan Ryan	95
9. Xavier Rhodes	92
10. (three tied)	89

Most interceptions since 2012:

Player	Interceptions
1. Richard Sherman	33
2. Marcus Peters	31
3. Harrison Smith	29
4. Jackrabbit Jenkins	27
Tashaun Gipson	27
Patrick Peterson	27
Stephon Gilmore	27
Xavien Howard	27
9. Tyrann Mathieu	26
10. J.C. Jackson	25
Reggie Nelson	25

Most defensive touchdowns since 2012:

Player	Defensive TDs
1. Jackrabbit Jenkins	9
2. Marcus Peters	7
Aqib Talib	7
4. Eddie Jackson	6
Reshad Jones	6
Malcolm Jenkins	6
7. Deion Jones	5
Captain Munnerylyn	5
William Gay	5
10. (several tied)	4



MORE TITANS CORNERBACKS

35 - DB CHRIS JACKSON

5-10, 193, 2nd Year, Marshall

➤ The Tallahassee, Fla., native was selected by the Titans in the seventh round (243rd overall) of the 2020 NFL Draft.

➤ In 2021, Jackson participated in 12 games with three starts. He finished with 33 tackles, two quarterback pressures, one tackle for loss, four passes defended and one stop on special teams. He also played in the team's divisional playoff contest.

➤ In 2020, he appeared in 11 games with three starts as a rookie. He totaled 21 tackles, one tackle for loss, one pass defended and three special teams stops.

➤ Jackson started and registered a tackle in his NFL debut on Monday Night Football at Denver on Sept. 14, 2020. He became the franchise's first rookie drafted in the seventh round or later to start a Week 1 game since Sept. 10, 1989, when Oilers ninth-round rookie tight end Bob Mrosko started at Minnesota.

➤ During a four-year career at Marshall, he started 48 games and posted 189 tackles, 6.5 tackles for loss, two sacks, seven interceptions with one returned for a touchdown, 45 passes defended and two fumble recoveries with one returned for a score for the Thundering Herd.

➤ Jackson's 45 passes defended rank first in Marshall history and his 48 career starts rank 14th in program history. He earned all-conference recognition in all four of his collegiate seasons.

➤ Jackson earned all-Conference USA recognition each year of his collegiate career, including first-team all-conference as a senior in 2019 after recording a team-high 11 passes defended.

2021 Game Notes:

➤ **At Seattle (9/19)**, tied his career high with six tackles.

➤ **At Jacksonville (10/10)**, credited with a tackle for loss and a pass defended. He tallied a three-yard tackle for loss on a goal-line stand in the fourth quarter, when he stuffed running back Carlos Hyde on fourth-and-goal from the one-yard line.

➤ **Against Buffalo (10/18)**, totaled five tackles and a pass defended.

➤ **At Los Angeles Rams (11/7)**, posted a career-high seven tackles and a pass defended.

➤ Placed on injured reserve on Nov. 23, 2021 and activated on Dec. 23.

➤ **Against Cincinnati (1/22)**, tallied one tackle on defense and added one stop on special teams in his postseason debut.

30 - CB GREG MABIN

6-2, 200, 5th Year, Iowa

➤ Mabin was re-signed by the Titans off Arizona's practice squad on Oct. 20, 2021. He had two previous stints with the Titans, originally joining Tennessee's practice squad in 2020 and then spending 2021 training camp with the organization.

➤ In 2021, he appeared in five games with two starts for the Titans. He finished the campaign with 10 tackles and one pass defended.



➤ He originally signed with the Tampa Bay Buccaneers as a rookie free agent following the 2017 NFL Draft and has also spent time with the Buffalo Bills, San Francisco 49ers, Cincinnati Bengals and Jacksonville Jaguars. His career totals prior to his re-signing in 2021 with the Titans included 34 tackles, six passes defended, one forced fumble and one fumble recovery in 34 games (five starts).

➤ In the final five games of the 2020 season with the Jaguars, he started four games at cornerback.

➤ Mabin initially accepted a scholarship to Iowa to play wide receiver before switching to cornerback following his freshman season.

2021 Game Notes:

➤ **Against Kansas City (10/24)**, started in his first appearance in a Titans uniform and produced three tackles.

➤ Placed on Reserve-COVID-19 on Jan. 19, 2022 and activated from the list on Jan. 24.

24 - CB ELIJAH MOLDEN

5-10, 192, Rookie, Washington

➤ The Titans selected Elijah Molden in the third round (100th overall) of the 2021 NFL Draft.

➤ As a rookie in 2021, Molden appeared in 16 games with seven starts. He ranked fifth on the team and first among Titans rookies with 60 tackles and registered one interception for a touchdown. He was one of six rookie defensive backs with at least 60 tackles and one interception. Additionally,

he contributed six quarterback pressures, three tackles for loss, four passes defended, one forced fumble, one fumble recovery and two stops on special teams. In the team's divisional playoff contest, he started and registered two tackles.

➤ Prior to arriving in Tennessee, Molden totaled 153 tackles, five interceptions, 25 passes defended, four forced fumbles and two fumble recoveries in 44 games at the University of Washington.

➤ In 2020, Washington's football season was limited to four games due to the COVID-19 pandemic. Molden started all four contests and finished third on the squad with 26 tackles to go with one interception and two passes defended.

➤ In 2019, Molden set career highs with a team-high 79 tackles, four interceptions and three forced fumbles with the Huskies.

➤ He earned first team All-Pac-12 honors on defense as a junior and senior and was named second team All-Pac-12 as an all-purpose/special teams player as a sophomore.


➤ He is a native of West Linn, Oregon.

2021 Game Notes:

➤ **Against Arizona (9/12)**, registered two tackles in his NFL debut.

➤ **At Jacksonville (10/10)**, totaled three tackles and registered his first career forced fumble, which resulted in a Titans touchdown. On Jacksonville's first offensive series, he knocked the ball out of the hands of tight end Dan Arnold, and Kevin Byard picked it up and ran 30 yards for a touchdown. It was the Titans' first fumble return for a touchdown since Nov. 8, 2020 against Chicago (Deshaun King II).

➤ **Against Buffalo (10/18)**, posted eight tackles, including a tackle for loss, in addition to a special teams stop.



➤ **Against Kansas City (10/24)**, recorded his second career start and tied for the team lead with eight tackles, which also tied the career high he set in the previous game against Buffalo.

➤ **At Indianapolis (10/31)**, produced his first career interception and his first career touchdown, picking off a Carson Wentz pass in the fourth quarter and returning the ball two yards for a score. It was Tennessee's first interception return for a touchdown since Malcolm Butler's 38-yard interception return for a touchdown at Cleveland on Sept. 8, 2019. He was also credited with two tackles and two passes defended.

➤ **Against Houston (11/21)**, recorded six tackles and a team-high two quarterback pressures.

➤ **Against Jacksonville (12/12)**, started and totaled five tackles.

➤ **At Pittsburgh (12/19)**, totaled four tackles, one tackle for loss and a team-high three quarterback pressures.

➤ Placed on Reserve-COVID-19 on Dec. 20 and removed from the list on Dec. 27.

➤ **Against Miami (1/2)**, recorded his first career fumble recovery in the first quarter, recovering the ball at Miami's 14-yard line after it was lost by Tua Tagovailoa. The takeaway led to a Titans field goal. He was also credited with one tackle and one pass defended.

➤ **At Houston (1/9)**, ranked second on the team with six tackles, including a tackle for loss.

➤ **Against Cincinnati (1/22)**, started in his postseason debut and tallied a pair of tackles.

38 - CB BUSTER SKRINE

5-9, 187, 11th Year, Chattanooga

➤ The Titans signed veteran cornerback Buster Skrine to the team's 53-man roster on Nov. 23, 2021.

➤ In 2021, he appeared in one game with the San Francisco 49ers before arriving in Tennessee, where he played in six games with three starts. He totaled 17 tackles, one interception and three passes defended during the regular season and then added a tackle in the team's divisional playoff contest.

➤ Before joining the Titans, Skrine collected nine interceptions, 85 pass defended and 539 tackles in 11 seasons with the Cleveland Browns (2011-14), New York Jets (2015-18), Chicago Bears (2019-20) and 49ers (2021).

➤ In 2020, he appeared in 12 games with three starts and totaled 66 tackles, three pass defended and one forced fumble in his final season with the Bears. He also recorded a career-high 13 tackles at Green Bay on Nov. 29.

➤ Skrine appeared in every game for five consecutive years (2011-2015) while with the Cleveland Browns and the New York Jets.

➤ In his final year with Cleveland during the 2014 season, Skrine started all 16 games for the first time in his career and set career highs in interceptions (four) and pass defended (18) and also added 66 tackles.

➤ The Woodstock, Ga., native appeared in 42 games at the University of Tennessee-Chattanooga (2007-10) with 30 starts and totaled 155 career tackles and five interceptions including a 46-yard return for a touchdown. He also returned 40 kickoffs for 891 yards (22.3 avg.).

➤ Skrine originally entered the NFL as a fifth-round pick (137th overall) of the 2011 NFL Draft by the Cleveland Browns.

2021 Game Notes:

➤ **At New England (11/28)**, recorded two tackles in his Titans debut.


➤ **Against Jacksonville (12/12)**, recorded his first interception in a Titans uniform, picking off a Trevor Lawrence pass in the fourth quarter and returning the ball 17 yards. It was his 10th career interception. He totaled four tackles and two passes defended in his first start for the Titans.

➤ **At Pittsburgh (12/19)**, started and tallied three tackles.

➤ **Against San Francisco (12/23)**, tied for the team lead with seven tackles.

➤ Placed on Reserve-COVID-19 on Dec. 27 and activated on Jan. 1.

➤ **Against Cincinnati (1/22)**, tallied one tackle in his postseason debut.





TITANS SAFETIES

No.	Name	Ht	Wt	Exp	College
31	Byard, Kevin	5-11	212	6	Middle Tennessee St.
29	Cruikshank, Dane	6-1	209	4	Arizona
21	Farley, Matthias	5-11	209	6	Notre Dame
37	Hooker, Amani	5-11	210	3	Iowa

#31 • S KEVIN BYARD

5-11, 212, 6th Year, Middle Tennessee State
[Click for complete bio](#)

Safety **Kevin Byard** completed his sixth NFL season in 2021. He was selected by the Titans in the third round (64th overall) of the 2016 NFL Draft.

Byard is one of the team's most accomplished defenders and is among the NFL's most successful safeties in recent years. He finished the 2021 campaign as a three-time team captain, two-time Pro Bowl selection and a two-time Associated Press first-team All-Pro. Since entering the league, he has been a part of six consecutive winning seasons and four playoff berths.

Byard did not miss a game from 2016 through 2021, totaling 97 games in the regular season and seven postseason games. At the conclusion of 2021, his 88 consecutive starts in the regular season was the leading current streak among all Titans players, ranked first in the NFL among defenders, and was the sixth-longest active streak among all players.

Over a five-year period from 2017 through 2021, Byard led all safeties with 23 interceptions. The only players with more interceptions in that time were cornerbacks **Xavien Howard** (27) and **J.C. Jackson** (25). His interception total was 11th on the franchise's all-time list and sixth among all Titans/Oilers safeties.

In 2021, Byard was announced as a starter to his second career Pro Bowl and earned first-team Associated Press All-Pro honors for the second time in his career. He joined **Bruce Matthews** (1999–2000) and **Albert Haynesworth** (2007–2008) as the franchise's only players in its "Titans era" (since 1999) to earn multiple first-team AP All-Pro honors.

Byard led the Titans in 2021 with five interceptions and 88 tackles, becoming the franchise's first player to lead the team in tackles and interceptions in the same season since the team began tracking individual tackle statistics in 1974. It was his second consecutive season to lead the club in tackles and the fourth time in his career he was the interceptions leader. Additionally, his 13 passes defended ranked second on the team and made up the highest total among NFL safeties. He also was credited with one sack, two quarterback pressures, one tackle for loss, two forced



fumbles, one fumble recovery and his first two career touchdowns—one on a fumble return and one on an interception return. He was the first Titans player with two defensive touchdowns in the same season since linebacker **Zach Brown** in 2012.

In 2020, Byard was a defensive team captain for the second consecutive season and the team's Walter Payton NFL Man of the Year nominee. His 111 tackles led the team and established a career high. Additionally, he registered one interception, seven passes defended, two quarterback pressures, one tackle for loss and one forced fumble. In one playoff game he produced five tackles, one pass defended and a quarterback pressure.

From 2017 through 2019, no NFL player had more interceptions than Byard, who had 17. His 2019 totals included a team-leading five interceptions, 10 passes defended, 91 tackles, one quarterback pressure and two tackles for loss. In three postseason games, he added 20 tackles and one interception.

In 2018, Byard finished with a team-leading four interceptions, 10 passes defended, 96 tackles and two sacks. He also completed a touchdown pass on a memorable fake punt to help defeat the Houston Texans (Sept. 16).

Byard experienced a breakthrough second-year season in 2017. He was named to the Pro Bowl and earned first-team Associated Press All-Pro honors after tying Detroit's **Darius Slay** for the NFL lead with eight interceptions. He added a pair of fumble recoveries to pace the league with 10 total takeaways.

As a rookie in 2016, Byard played in every game, starting the final seven contests at free safety. His 63 tackles were the most by a Titans rookie safety since **Tank Williams'** 69 tackles in 2002. He also ranked second on the squad with 10 special teams tackles.

During a four-year career at Middle Tennessee State University, he appeared in 49 games and notched 46 starts at safety while becoming one of the most prolific defenders in school history. He set school records with 19 career interceptions, 377 interception return yards and four interception returns for touchdowns, and he finished sixth in MTSU history with 312 career tackles. In total, he had a hand in 25 turnovers (19 interceptions, five forced fumbles and one fumble recovery) during his career and added 17 career passes defended and five tackles for loss. He was twice named first-team All-Conference USA.

As a senior in 2015, Byard appeared in 12 games with nine starts as a permanent team captain and was named first-team All-Conference USA for the second consecutive year. He ranked fourth on the team with 66 tackles and led the squad with four interceptions and six additional pass breakups.

The Lithonia, Ga., native set a career high in college with six interceptions as a junior and forced two fumbles the same season.

2021 Game Notes:

- **Against Arizona (9/12)**, intercepted a Kyler Murray pass and returned the ball 12 yards in the third quarter. The takeaway led to a Titans touchdown on the ensuing possession. It was his 19th career interception, which tied Keith Bulluck (19) and Miller Farr (19) for 15th place on the franchise's career interception list.
- **At Seattle (9/19)**, totaled three tackles.
- **Against Indianapolis (9/26)**, totaled five tackles and a pass defended.
- **At New York Jets (10/3)**, started his 75th consecutive game and was credited with six tackles and a pass defended.
- **At Jacksonville (10/10)**, scored a touchdown on a fumble return, finished second on the team with 10 tackles, and posted an interception and a team-high two passes defended. He registered his first career touchdown on his third career fumble recovery. On Jacksonville's first offensive series, Elijah Molden knocked the ball out of the hands of tight end Dan Arnold, and Byard picked it up and raced 30 yards for a touchdown. It was the Titans' first fumble return for a touchdown since Nov. 8, 2020 against Chicago (Desmond King II). On the final play of the game, he intercepted a Trevor Lawrence pass in the end zone to become the ninth player in Titans/Oilers history with a fumble return for a touchdown and an interception in the same game. He became the first Titans player to accomplish the feat since cornerback Samari Rolle at Houston on Dec. 21, 2003. Byard was the NFL's first player to accomplish the feat since Denver's Kareem Jackson at Houston on Dec. 8, 2019. With his 20th career interception, he moved past Keith Bulluck (19) and Miller Farr (19) for sole possession of 15th place on the franchise's career interception list.
- **Against Buffalo (10/18)**, intercepted a deflected Josh Allen pass in the second quarter and returned the ball 16 yards to Buffalo's 11-yard line to set up a Titans touchdown on the subsequent drive. With his 21st career interception, he tied Gregg Bingham (21) for 14th place on the franchise's career interception list. With an interception in back-to-back games, it marked the fourth time in his career he intercepted at least one pass in consecutive contests. His three interceptions in the first six games of 2021

tied his career high through the first six weeks of a season (2019). He added two tackles against the Bills.

➤ **Against Kansas City (10/24)**, forced a fumble that was recovered by teammate Matthias Farley in the second quarter, punching the ball out of the hands of Chiefs quarterback Patrick Mahomes. It gave Byard his first forced fumble of 2021 and his second career forced fumble. He added four tackles in the contest.

➤ **At Indianapolis (10/31)**, totaled four tackles, one interception and three passes defended. He set up the game-winning scoring drive in overtime by intercepting a Carson Wentz pass in Indianapolis territory and returning the ball 14 yards. The Titans won the game with a field goal four plays later. He joined former safety Michael Griffin (Dec. 20, 2009 vs. Miami) as the only Titans/Oilers players with an interception in overtime since 1991. With his 22nd career interception, he tied Marcus Robertson for 13th place on the franchise's career interception list. It was his fourth consecutive game with either an interception or a forced fumble. He secured his fourth season in a five-year span with at least four interceptions.

➤ Received his first career AFC Offensive Player of the Month Award after totaling 27 tackles, seven passes defended, three interceptions, one forced fumble and one fumble recovery touchdown in five games during October. He was the only player to record three interceptions and a defensive touchdown in October. He became the fifth player in franchise history to earn Defensive Player of the Month honors and first since Michael Griffin in October 2010.

➤ **At Los Angeles Rams (11/7)**, recorded his first career interception return for a touchdown, picking off Matthew Stafford's pass in the second quarter and returning the ball 24 yards for a touchdown. It was his second career touchdown and second in 2021 after returning a fumble for a score at Jacksonville on Oct. 10. He passed Marcus Robertson (22) and tied Willie Alexander (23) and Samari Rolle (23) for 11th place on the franchise's career interception list. It was his fifth consecutive game with either an interception, forced fumble or fumble recovery. He secured his third season with at least five interceptions (2017 and 2019). He added three tackles.

➤ **Against New Orleans (11/14)**, totaled five tackles and added a pass defended.

➤ **Against Houston (11/21)**, tallied seven tackles. He reached 500 career tackles.

➤ **At New England (11/28)**, led the team with 12 tackles, including an 11-yard sack of Mac Jones in the third quarter. It was his fourth career sack and his first since 2018.

➤ Placed on Reserve-COVID-19 on Nov. 29 and returned to the 53-man roster on Dec. 7.

➤ **Against Jacksonville (12/12)**, tied for second on the team with five tackles and added one pass defended.

➤ **At Pittsburgh (12/19)**, registered four tackles.

➤ On Dec. 22, he was announced as a starter to his second career Pro Bowl.

➤ **Against San Francisco (12/23)**, finished third on the defense with six tackles and added a forced fumble (out of bounds).

➤ **Against Miami (1/2)**, credited with four tackles and helped limit Tua Tagovailoa to a 53.1 passer rating.

➤ **At Houston (1/9)**, posted five tackles to finish 2021 with a team-high 88 tackles. He also led the team in 2021 with five interceptions.

➤ On Jan. 14, he was named first-team Associated Press All-Pro for the second time in his career.

➤ **Against Cincinnati (1/22)**, totaled three tackles.

➤ **In the Pro Bowl (2/6)**, started and produced two tackles and one interception.

Byard's Career Regular Season Statistics:

Year	GP	GS	Tackle	Sack	QBP	TFL	Int	PD	FF	FR
2016	16	7	63	1.0	3	5	0	4	0	0
2017	16	16	87	0.0	3	4	8	18	0	2
2018	16	16	96	2.0	4	0	4	10	0	0
2019	16	16	91	0.0	1	2	5	10	0	0
2020	16	16	111	0.0	2	1	1	7	1	0
2021	17	17	88	1.0	2	1	5	13	2	1
Totals	97	88	536	4.0	15	13	23	62	3	3

Byard's Career Postseason Statistics:

Year	GP	GS	Tackle	Sack	QBP	TFL	Int	PD	FF	FR
2017	2	2	16	0.0	0	0	0	0	0	0
2019	3	3	20	0.0	0	0	1	1	0	0
2020	1	1	5	0.0	1	0	0	1	0	0
2021	1	1	3	0.0	0	0	0	0	0	0
Totals	7	7	44	0.0	1	0	1	2	0	0

Byard's Regular Season Single-Game Highs:

- Tackles** - 16 vs. Washington (12/22/18)
- Sacks** - 1 (Four times, last at New England, 11/28/21)
- Tackles For Loss** - 2 (Twice, last at Miami, 10/8/17)
- Interceptions** - 3 at Cleveland (10/22/17)
- Passes Defensed** - 3 (Twice, last vs. Baltimore, 11/5/17)
- Forced Fumbles** - 1 (Twice, last vs. Kansas City, 10/24/21)
- Fumble Recoveries** - 1 (Three times, last at Jacksonville, 10/10/21)

Byard's Playoff Single-Game Highs:

- Tackles** - 11 at Baltimore (1/11/20)
- Interceptions** - 1 at Baltimore (1/11/20)

MOST INTERCEPTIONS FROM 2017-2021

Since the beginning of the 2017 campaign, Titans safety **Kevin Byard** leads all safeties and ranks third in the NFL with 23 interceptions.

Most interceptions from 2017-2021:

Player	Interceptions
1. Xavien Howard	27
2. J.C. Jackson	25
3. Kevin Byard	23
4. Justin Simmons	19
5. Jordan Poyer	18
6. Harrison Smith	17
7. Tre'Davious White	16
8. Marcus Williams	15
9. (three tied)	14

2021 NFL INTERCEPTION LEADERS

Titans safety **Kevin Byard** led the Titans and tied for fourth place in the NFL in 2021 with five interceptions. Only Cowboys cornerback **Trevon Diggs**, Patriots cornerback **J.C. Jackson** and Lions cornerback **Amani Oruwariye** had more.

Most interceptions in 2021:

Player	Team	Interceptions
1. Trevon Diggs	Dallas Cowboys	11
2. J.C. Jackson	New England Patriots	8
3. Amani Oruwariye	Detroit Lions	6
4. Kevin Byard	Tennessee Titans	5
Micah Hyde	Buffalo Bills	5
Jordan Poyer	Buffalo Bills	5
Quandre Diggs	Seattle Seahawks	5
Justin Simmons	Denver Broncos	5
Xavier McKinney	New York Giants	5
Rasul Douglas	Green Bay Packers	5
Xavien Howard	Miami Dolphins	5

2021 TITANS TACKLE LEADERS

In addition to leading the Titans with five interceptions in 2021, safety **Kevin Byard** also led the defense with 88 total tackles. It was the second consecutive season in which Byard led the Titans in tackles after totaling 111 stops in 2020.

Titans tackle leaders in 2021:

Player	Position	Total	Solo	Assist
1. Kevin Byard	S	88	57	31
2. Harold Landry III	OLB	75	51	24
David Long Jr.	ILB	75	46	29
4. Amani Hooker	S	62	38	24
5. Elijah Molden	CB	60	42	18
6. Rashaan Evans	ILB	57	35	22
7. Jayon Brown	ILB	55	35	20
8. Jackrabbit Jenkins	CB	54	38	16
Jeffery Simmons	DT	54	42	12
10. Kristian Fulton	CB	40	30	10



CONSECUTIVE STARTS, ACTIVE DEFENDERS

Titans safety **Kevin Byard** has never missed a game in his NFL career and has started every game since the 10th game of his rookie season in 2016.

Among all current safeties, Byard's active consecutive starting streak ranks first in the NFL.

Longest current starting streak among active NFL safeties:

Player	Current Team	Active Consecutive Starting Streak
1. Kevin Byard	Tennessee Titans	88
2. Adrian Amos	Green Bay Packers	67
3. Justin Simmons	Denver Broncos	65
4. Duron Harmon	Atlanta Falcons	39
5. Quandre Diggs	Seattle Seahawks	33

Byard not only has the longest starting streak among safeties, he now holds the longest starting streak among all NFL defensive players. Teammate **Harold Landry III** (52) ranks sixth.

The only offensive players in the NFL with a longer active starting streak at the conclusion of 2021 were offensive linemen **Jake Matthews** (127), **Charles Leno** (110), **Alejandro Villanueva** (107) and **Jason Kelce** (122) and quarterback **Tom Brady** (93).

Longest current starting streak among active NFL defensive players:

Player (Position)	Current Team	Active Consecutive Starting Streak
1. Kevin Byard (S)	Tennessee Titans	88
2. Adrian Amos (S)	Green Bay Packers	67
3. Leonard Floyd (LB)	Los Angeles Rams	65
Justin Simmons (S)	Denver Broncos	65
DaQuan Jones (DT)	Carolina Panthers	65
6. Harold Landry III (OLB)	Tennessee Titans	52

FRANCHISE INTERCEPTION LEADERS

Titans safety **Kevin Byard** is tied with **Willie Alexander** and **Samari Rolle** for 11th place on the franchise's all-time interceptions list. He is in sixth place among all Titans/Oilers safeties.

Most career interceptions in franchise history:

Player (Position)	Years	Int	Yds	Avg	Lg	TD
1. Jim Norton (S)	1960-68	45	592	13.2	56	1
2. Cris Dishman (CB)	1988-96	31	348	11.2	43	1
3. Fred Glick (S)	1961-66	30	390	13.0	45	1
4. Tony Banfield (CB)	1960-65	27	224	8.3	58	0
W.K. Hicks (CB)	1964-69	27	457	16.9	62	0
Darryll Lewis (CB)	1991-98	27	540	20.0	98t	5
7. Mike Reinfeldt (S)	1976-83	26	375	14.4	39	0
8. Michael Griffin (S)	2007-15	25	328	13.1	83t	1
Ken Houston (S)	1967-72	25	650	26.0	78	9
10. Zeke Moore (CB)	1967-77	24	444	18.5	74	2
11. Kevin Byard (S)	2016-21	23	276	12.0	33	1
Willie Alexander (CB)	1971-79	23	379	16.5	95t	1
Samari Rolle (CB)	1998-04	23	349	15.2	81t	1
14. Marcus Robertson (S)	1991-00	22	428	19.5	69	0
15. Gregg Bingham (LB)	1973-84	21	279	13.3	54	0

INTERCEPTIONS IN FIRST SIX SEASONS

Titans safety **Kevin Byard** totaled 23 interceptions from the time he entered the NFL in 2016 as a third-round draft pick through 2021. Since the 1970 NFL-AFL merger, his total tied for first among all franchise players in their first six seasons.

Most interceptions in a Titans/Oilers player's first six seasons, 1970-2021:

Player (Position)	First Four Seasons	Interceptions
1. Kevin Byard (S)	2016-2021	23
Mike Reinfeldt (S)	1976-1981	23
Cris Dishman (CB)	1988-1993	23
4. Samari Rolle (CB)	1998-2003	22
5. Michael Griffin (S)	2007-2012	21

Among all active NFL players in 2021, only four had more interceptions than Byard in their first six NFL seasons. No other safety had more than Byard's 23 interceptions in the first six seasons of his career.

Active NFL players with the most interceptions their first six NFL seasons (through 2021):

Player (Position)	First Six Seasons	Interceptions
1. Marcus Peters (CB)	2015-2020	31
2. Richard Sherman (CB)	2011-2016	30
3. Xavien Howard (CB)	2016-2021	27
4. J.C. Jackson (CB)	2018-2021	25
5. Kevin Byard (S)	2016-2021	23

2019 NFL INTERCEPTION LEADERS

Titans safety **Kevin Byard** tied for fourth place in the NFL with five interceptions in 2019.

Most interceptions in 2019:

Player	Interceptions
1. Stephon Gilmore	6
Anthony Harris	6
Tre'Davious White	6
4. Kevin Byard	5
J.C. Jackson	5
Devin McCourty	5
Janoris Jenkins	5
Marcus Peters	5
Minkah Fitzpatrick	5
Darius Leonard	5
Kevin King	5
Joe Haden	5

SEASON INTERCEPTIONS, TEAM HISTORY

Kevin Byard recorded a team-high eight interceptions in 2017. His total tied for seventh in franchise history and was the highest by any franchise player since Oilers cornerback **Rishard Johnson** picked off eight passes in 1990.

Most interceptions in a season, franchise history:

Player	Season	Position	Interceptions
1. Mike Reinfeldt	1979	S	12
Fred Glick	1963	S	12
3. Miller Farr	1967	CB	10
4. Ken Houston	1971	S	9
W.K. Hicks	1965	CB	9
Jim Norton	1961	S	9
7. Kevin Byard	2017	S	8
Richard Johnson	1990	CB	8
Pete Jaquess	1964	CB	8
Jim Norton	1962	S	8
Tony Banfield	1961	CB	8

2017 NFL LEADERS

Titans safety **Kevin Byard** tied for the NFL lead with eight interceptions in 2017, his second NFL season. He shared the top of the leaderboard with Detroit Lions cornerback **Darius Slay**.

Most interceptions in 2017:

Player	Team	Position	Interceptions
1. Kevin Byard	Tennessee	S	8
Darius Slay	Detroit	CB	8
3. Eric Weddle	Baltimore	S	6
A.J. Bouye	Jacksonville	CB	6
5. (five tied)			5

Additionally, Byard recorded two fumble recoveries on defense. His 10 total defensive takeaways were the most in the NFL.

Slay ranked second with nine takeaways, while Kansas City cornerback **Marcus Peters** tied Baltimore safety **Eric Weddle** for third place with seven takeaways.

Most total defensive takeaways in 2017:

Player	Team	Interceptions	Def. Fumble Recoveries	Total Takeaways
1. Kevin Byard	Ten	8	2	10
2. Darius Slay	Det	8	1	9
3. Marcus Peters	KC	5	2	7
Eric Weddle	Bal	6	1	7
5. (four tied)				6

INTERCEPTIONS IN A GAME, TEAM HISTORY

With three interceptions at Cleveland on Oct. 22, 2017, safety **Kevin Byard** tied a franchise record and became the ninth player in franchise history to record three interceptions in a regular season game.

Byard became the first NFL player in 2017 to record three interceptions in a game and the first NFL player to do so since Philadelphia Eagles safety **Kurt Coleman** at Washington on Oct. 16, 2011. He was the first Titans player to record three interceptions in a game since linebacker **Keith Bulluck** accomplished the feat at New Orleans on Monday night, Sept. 24, 2007.

Most interceptions in a game, franchise history:

Player (Pos)	Date	Opp	Int	Yds	Avg	TD
1. Kevin Byard (S)	10/22/17	Cle	3	60	20.0	0
Keith Bulluck (LB)	9/24/07	NO	3	51	17.0	0
Samari Rolle (CB)	12/26/99	Jac	3	66	22.0	0
Marcus Robertson (S)	11/21/93	Cle	3	69	23.0	0
Willie Alexander (CB)	11/14/71	Oak	3	40	13.3	0
Ken Houston (S)	10/24/71	Pit	3	28	9.3	0
Miller Farr (CB)	10/15/67	NYJ	3	128	42.7	1
W.K. Hicks (CB)	10/31/65	Buf	3	50	16.7	0
Jim Norton (S)	12/2/62	Den	3	22	7.3	0

PLAYERS WITH INTERCEPTION & TD PASS

In a victory over the Houston Texans on Sept. 16, 2018, **Kevin Byard** completed a 66-yard touchdown pass to defensive back **Dane Cruikshank**.

Byard became the first defensive player in franchise history to record a touchdown pass. Additionally, Byard's touchdown pass was the longest by a defensive player in the Super Bowl era. The previous long was held by Los Angeles Rams defensive back **Ed Meador**, who had an 18-yard touchdown pass at Atlanta on Nov. 19, 1967.

Byard, who tied for the NFL lead in 2017 with eight interceptions, also became only the fifth player in the Super Bowl era to throw at least one touchdown pass and record at least one career interception.

NFL players in the Super Bowl era with at least one career interception and one career touchdown pass (1966 through 2018):

Player	NFL Seasons	Career Pass TDs	Career Interceptions
Kevin Byard	2016–2018	1	12
Randy Moss	1998–2012	2	1
Tom Myers	1972–1981	1	36
Eddie Meador	1966*–1970	1	26
Paul Krause	1966*–1979	1	63

* Meador played from 1959–1970; Krause played from 1964–1979

#37 • S AMANI HOOKER

5-11, 210, 3rd Year, Iowa

[Click for complete bio](#)



Safety **Amani Hooker** completed his third NFL season in 2021. He was selected by the Titans in the fourth round (116th overall) of the 2019 NFL Draft.

Hooker appeared in 12 games in 2021 with a career-high 12 starts. He totaled a career-best 62 tackles, one tackle for loss, one interception, four passes defended and one forced fumble. He added seven tackles and an interception in the team's divisional playoff contest.

In 2020, Hooker played 16 games with three starts. He tied **Malcolm Butler** for the team lead with four interceptions and ranked fourth on the team with seven special teams tackles. Additionally, he totaled one tackle for loss and eight passes defended.

As a rookie in 2019, Hooker played as a reserve safety in all 16 games and collected 13 tackles while ranking third on the team with eight special teams tackles.

During a three-year career at Iowa, Hooker played in 36 games with 19 starts and totaled 125 tackles, six interceptions, a sack, 3.5 tackles for loss and nine passes defended. He declared for the NFL Draft following his junior campaign.

Hooker is a native of Minneapolis, Minn.

2021 Game Notes:

- **Against Arizona (9/12)**, caught a six-yard pass from Matthias Farley on a fake punt to convert a fourth-and-four in the first quarter. He also tied for second on the squad with six tackles before leaving the game late in the second quarter.
- Placed on injured reserve on Sept. 15 and returned to the 53-man roster on Oct. 18.
- **Against Buffalo (10/18)**, returned from injured reserve and started the game. He totaled a career-high nine tackles and a forced fumble.
- **Against Kansas City (10/24)**, he was inactive with a groin injury.
- **At Indianapolis (10/31)**, registered four tackles and one pass defended.
- **At Los Angeles Rams (11/7)**, led the team and set a new career high with 12 tackles.
- **Against New Orleans (11/14)**, totaled four tackles.
- **Against Houston (11/21)**, totaled four tackles.
- **At New England (11/28)**, registered five tackles.
- **Against Jacksonville (12/12)**, finished with two tackles and one pass defended.
- **Against San Francisco (12/26)**, registered his first interception of the season and the fifth interception of his career, picking off a Jimmy Garoppolo pass in 49ers territory in the third quarter and returning the ball 21 yards. The takeaway led to a Titans touchdown four plays later. He added five tackles.
- **Against Miami (1/2)**, tied for the team lead with six tackles and added a pass defended.
- **At Houston (1/9)**, posted two tackles, including a tackle for loss.
- **Against Cincinnati (1/22)**, recorded his first career postseason start, totaling seven tackles, one interception and a team-high two passes defended. He added a stop on special teams. In the third quarter, he registered his first career postseason interception, picking off Joe Burrow's pass. The takeaway led to a Titans touchdown two plays later.



Hooker's Career Regular Season Statistics:

Year	GP	GS	Tackle	Sack	QBP	TFL	Int	PD	FF	FR
2019	16	0	13	0.0	0	0	0	0	0	0
2020	16	3	44	0.0	0	1	4	8	0	0
2021	12	12	62	0.0	0	1	1	4	1	0
Totals	44	15	119	0.0	0	2	5	12	1	0

Hooker's Career Postseason Statistics:

Year	GP	GS	Tackle	Sack	QBP	TFL	Int	PD	FF	FR
2019	3	0	3	0.0	0	0	0	0	0	0
2020	1	0	0	0.0	0	0	0	0	0	0
2021	1	1	7	0.0	0	0	1	2	0	0
Totals	5	1	10	0.0	0	0	1	2	0	0

Hooker's Regular Season Single-Game Highs:

- Tackles** - 12 at L.A. Rams (11/7/21)
- Interceptions** - 1 (Five times, last vs. San Francisco, 12/23/21)
- Passes Defensed** - 2 (Twice, last at Baltimore, 11/22/20)

Hooker's Playoff Single-Game Highs:

- Tackles** - 7 vs. Cincinnati (1/22/22)
- Interceptions** - 1 vs. Cincinnati (1/22/22)
- Passes Defensed** - 2 vs. Cincinnati (1/22/22)

MORE TITANS SAFETIES

29 - DB DANE CRUIKSHANK
6-1, 209, 4th Year, Arizona



- The Chino Hills, Calif., native was selected by the Titans in the fifth round (152nd overall) of the 2018 NFL Draft.
- In 2021, he established his largest role in the defense to date, totaling four starts, 38 tackles, one quarterback pressure and one pass defensed in 14 games. He maintained his role as a special teams stalwart, posting five special teams tackles. He added four tackles on defense in the team's divisional playoff contest.
- In 2020, he was limited to two games due to two separate stints on injured reserve. He totaled one interception and one special teams tackle.
- From 2018-19, Cruikshank tallied 18 special teams tackles, which ranked second on the squad.
- In 2019, Cruikshank totaled a career-high 10 special teams tackles, which ranked second on the team, and blocked one extra point and one field goal. He saw action as a reserve in all 16 games and all three postseason contests. He tied for the team lead in special teams tackles four times in 2019.
- In 2018, he scored his first career touchdown with a 66-yard reception on a fake punt against Houston (9/16) and was named AFC Special Teams Player of the Week.
- During a two-year career at Arizona (2016-2017), he started all 25 games at 'spur' safety and cornerback. Cruikshank recorded 135 tackles, 1.5 sacks, seven tackles for loss, 17 passes defensed, one forced fumble and intercepted five passes for 68 yards.


2021 Game Notes:

- **Against Indianapolis (9/26)**, registered his first career start at safety and set a career high with six tackles.
- **At New York Jets (10/3)**, tallied four tackles on defense and also forced a fumble on a Jets kickoff return (recovered by the Jets).
- **At Jacksonville (10/10)**, set a career high with seven tackles.
- **Against Kansas City (10/24)**, tied for the team lead and set a career high with eight tackles after starting the game.
- Placed on injured reserve on Nov. 13 and activated on Dec. 11.
- **Against San Francisco (12/23)**, registered four tackles and helped limit George Kittle to 21 yards on two receptions.
- **Against Cincinnati (1/22)**, posted four tackles.



21 - S MATTHIAS FARLEY

5-11, 209, 6th Year, Notre Dame



- The Titans signed Matthias Farley as an unrestricted free agent during the 2021 offseason.
- In 2021, he appeared in all 17 games and tied for the team lead with 11 special teams tackles. On defense, he added five tackles, one forced fumble and one fumble recovery. In the divisional playoff contest, he contributed one special teams stop.
- In his first five NFL seasons (2016-20) with the Indianapolis Colts and N.Y. Jets, Farley amassed 132 tackles, three interceptions, 14 passes defensed, two forced fumbles and a fumble recovery, while adding 27 tackles on special teams.
- In 2020, Farley was named a team captain for the Jets and led the team with seven special teams tackles.
- In 2017, Farley started 15 games at safety for the Colts and posted a career-high 95 tackles to go along with two interceptions, seven passes defensed, a forced fumble and a fumble recovery.
- The Charlotte N.C., native played in 52 games with 26 starts in four seasons at Notre Dame and recorded 192 tackles, 9.5 tackles for loss, 3.5 sacks, eight interceptions, 13 passes defensed and a forced fumble. Collected 40 or more tackles in all four years with the Fighting Irish.

2021 Game Notes:

- **Against Arizona (9/12)**, made his Titans debut and completed a six-yard pass to Amani Hooker on a fake punt to convert a fourth-and-four in the first quarter.
- **Against Kansas City (10/24)**, credited with three tackles, one forced fumble and one fumble recovery. In the second quarter, he recorded his first fumble recovery in a Titans uniform and his second career fumble recovery, scooping up the ball after it was lost by Patrick Mahomes. In the fourth quarter, he posted his first forced fumble in a Titans uniform and his third career forced fumble, knocking the ball from the hands of Mecole Hardman. The ball was recovered by Titans linebacker Rashaan Evans.
- **Against New Orleans (11/14)**, led the team with four special teams tackles.
- **At Houston (1/9)**, led the team with two special teams tackles.



TITANS SPECIALISTS

PUNTERS

No.	Name	Ht	Wt	Exp	College
6	Kern, Brett	6-2	214	14	Toledo

KICKERS

No.	Name	Ht	Wt	Exp	College
14	Bullock, Randy	5-9	210	10	Texas A&M
4	Ficken, Sam*	6-1	192	3	Penn State

LONG SNAPPERS

No.	Name	Ht	Wt	Exp	College
46	Cox, Morgan	6-4	233	12	Tennessee

* Spent the entire 2021 season on injured reserve

#46 • LS MORGAN COX

6-4, 233, 12th Year, Tennessee

[Click for complete bio](#)

Long snapper **Morgan Cox** completed his 12th NFL season and his first campaign with the Titans in 2021. He was signed by the Titans as an unrestricted free agent on March 19, 2021.

In 2021, Cox handled all of the team's long snapping duties in all 17 regular season games and one postseason game. He helped kicker **Randy Bullock** finish ninth in franchise history with 120 points in a single season, including three game-winning field goals (Sept. 19 at Seattle, Oct. 31 at Indianapolis and Dec. 23 against San Francisco). He also snapped for punter **Brett Kern**, who had the league's third-best ratio of punts inside the 20 to touchbacks (18:1).

In his first 11 seasons, Cox appeared in 165 regular season games for the Baltimore Ravens, serving as the team's primary long snapper after entering the NFL as an undrafted free agent in 2010. He was selected to four Pro Bowls and was a part of five playoff teams in Baltimore, totaling 10 postseason games played.

In 2020, he earned his fourth career Pro Bowl selection. He helped kicker Justin Tucker record his fifth consecutive season with at least 130 points, tying the NFL record of consecutive seasons with 130-plus points. Tucker connected on 26 of 29 field goals (89.7 percent) and was 52 of 53 on extra points (98.1 percent). Cox also snapped on all 51 of Sam Koch's 51 punts, as Koch was the NFL's only punter to place at least 20 punts (22) inside in the 20-yard line and have no more than one touchback.



A native of Collierville, Tenn., Cox played 38 games in three seasons (2007-09) as the primary long snapper at the University of Tennessee.

Cox's Career Regular Season Statistics:

Year	Team	GP	GS	SpT Tackles
2010	Bal	15	0	1
2011	Bal	16	0	0
2012	Bal	16	0	2
2013	Bal	16	0	2
2014	Bal	7	0	0
2015	Bal	16	0	0
2016	Bal	16	0	2
2017	Bal	16	0	1
2018	Bal	16	0	1
2019	Bal	16	0	0
2020	Bal	15	0	2
2021	Ten	17	0	1
NFL Totals		182	0	12

Cox's Career Postseason Statistics:

Year	Team	GP	GS	SpT Tackles
2011	Bal	2	0	0
2012	Bal	4	0	0
2018	Bal	1	0	0
2019	Bal	1	0	0
2020	Bal	2	0	0
2021	Ten	1	0	0
Playoff Totals		11	0	0

#14 • K RANDY BULLOCK

5-9, 210, 10th Year, Texas A&M

[Click for complete bio](#)

Kicker **Randy Bullock** completed his 10th NFL season and his first campaign with the Titans in 2021. He was added to the practice squad on Sept. 11, 2021 and promoted to the 53-man roster four days later.

Bullock appeared in 16 games during the 2021 regular season. He made 26 field goals on 31 attempts (83.9 percent) and added 42 extra points on 45 attempts (93.3 percent). His 120 points ranked ninth in franchise history and were the most by a Titans player since **Ryan Succop** scored 136 points in 2017. He totaled a career-high three game-winning field goals: Sept. 19 at Seattle, Oct. 31 at Indianapolis and Dec. 23 against San Francisco. Bullock's 42 extra points tied for seventh in franchise annals. Additionally, he made one field goal and one extra point in the team's divisional playoff contest.

Prior to joining the Titans, Bullock appeared in 107 games over nine seasons with the Houston Texans (2012-15), New York Jets (2015), New York Giants (2016), Pittsburgh Steelers (2016 and Cincinnati Bengals (2016-20). He also had a stint with the Detroit Lions during the 2021 offseason.

Through his first nine seasons, he connected on 168 of 202 field goal attempts (83.2 percent) and 215 of 225 extra points (95.6 percent).

In 2020, he played in 12 games for the Bengals and made 21 of 26 field goal attempts and 24 of 25 extra point attempts.

In 2017, he registered a career-best rate of 90 percent on field goals (18 of 20) and also was 31 of 33 on extra point chances.

In four seasons at Texas A&M (2008-11), he set school records for total points (365), field goals (63) and extra points (176). As a senior in 2011, he was named first-team All-American and won the Lou Groza Award for college football's best placekicker.

2021 Game Notes:

- **At Seattle (9/19)**, in his Titans debut, made four of his five field goal attempts, including the game-winning field goal in overtime. He was good from 33, 30, 24 and 36 yards, the latter of which gave the Titans a 33-30 win. It was his fifth career game-winning field goal. He notched his fifth career game with at least four field goals.
- **Against Indianapolis (9/26)**, booted a 32-yard field goal in the fourth quarter and made both extra points during the game.
- **At New York Jets (10/3)**, made three of his four field goal attempts and his only extra point attempt, logging his 24th career game with at least three field goals. He made a 44-yard field goal in the first quarter and added 46- and 36-yarders in the second quarter. It was his second game of 2021 with



three field goals in the first half (Sept. 19 at Seattle).

- **At Jacksonville (10/10)**, made his only field goal attempt (34 yards in the second quarter) and made four of his five PAT attempts.
- **Against Buffalo (10/18)**, made both field goals (43 yards in the second quarter and 38 yards in the fourth quarter) and made all four PATs.
- **Against Kansas City (10/24)**, made both of his field goal attempts and all three of his extra point attempts. He hit both field goals in the second quarter from 34 yards and 51 yards. He booted all six of his kickoffs into the end zone for touchbacks, marking the third time in his career he had six or more kickoffs and had touchbacks on 100 percent of them.
- **At Indianapolis (10/31)**, made a 46-yard field goal in the fourth quarter and delivered the game-winning score with a 44-yard field goal in overtime. It was his sixth career game-winning field goal and his second game-winner in 2021. He also made all four extra point attempts and put all seven of his kickoffs in the end zone (four touchbacks). His heroics earned him his second career AFC Special Teams Player of the Week Award.
- **At Los Angeles Rams (11/7)**, made all four extra point attempts.
- **Against New Orleans (11/14)**, made all three field goals and both extra point attempts. He made a 28-yard field goal in the first quarter, a 36-yard field goal in the second quarter and another 36-yarder in the fourth quarter. It was the 25th game of his career with at least three field goals.
- **Against Houston (11/21)**, made one of his two extra point attempts.
- **At New England (11/28)**, made one of his two extra point attempts and missed his only field goal attempt.
- **Against Jacksonville (12/12)**, made two of his three field goal attempts, connecting on a 44-yard field goal in the second quarter and a 29-yarder in the fourth quarter. He also made both extra point attempts.
- **At Pittsburgh (12/19)**, made both of his field goal attempts, hitting from 26 yards in the first quarter and from 32 yards in the second quarter. He also made his only extra point attempt.
- **Against San Francisco (12/23)**, connected on the game-winning, 44-yard field goal with four seconds remaining in the fourth quarter, breaking a 17-17 tie. It was his seventh career game-winning field goal and his third in his first season with the Titans (Sept. 19 at Seattle and Oct. 31 at Indianapolis). On a 38-yard field goal in the third quarter, he reached the 100-point mark on the season for the fourth time in his career.
- **Against Miami (1/2)**, made both of his field goal attempts (23 and 44 yards) and all four of his extra point attempts despite cold, rainy conditions. He also booted five of his seven kickoffs into the end zone for touchbacks.
- **At Houston (1/9)**, made all four extra points and missed his only field goal attempt. He finished the season with 120 points, which ranked ninth in franchise history and was the second-highest total of his career (130 in 2014 with the Texans).
- **Against Cincinnati (1/22)**, made a 34-yard field goal in the third quarter and connected on his only extra point attempt in his first career postseason game.

Bullock's Career Regular Season Statistics:

Year	Team	GP	FGM	FGA	Pct	Lg	XPM	XPA	Pts
2013	Hou	16	26	35	74.3	51	26	26	104
2014	Hou	16	30	35	85.7	55	40	40	130
2015	Hou/NYJ	11	19	23	82.6	49	22	25	79
2016	NYG/Pit/Cin	5	8	9	88.9	44	9	10	33
2017	Cin	15	18	20	90.0	51	31	33	85
2018	Cin	16	19	23	82.6	51	39	41	96
2019	Cin	16	27	31	87.1	57	24	25	105
2020	Cin	12	21	26	80.8	55	24	25	87
2021	Ten	16	26	31	83.9	51	42	45	120
NFL Totals		123	194	233	83.3	57	257	270	839

Bullock's Career Postseason Statistics:

Year	Team	GP	FGM	FGA	Pct	Lg	XPM	XPA	Pts
2021	Ten	1	1	1	100.0	34	1	1	4

Bullock's Regular Season Single-Game Highs:

- Field Goals Made** - 6 vs. Baltimore (12/21/14)
- Field Goal Attempts** - 6 vs. Baltimore (12/21/14)
- Longest Field Goal** - 57 at Miami (12/22/19)
- PATs Made** - 6 vs. Tennessee (11/30/14)
- PATs Attempted** - 6 vs. Tennessee (11/30/14)
- Points** - 19 vs. Baltimore (12/21/14)

Bullock's Playoff Single-Game Highs:

- Field Goals Made** - 1 vs. Cincinnati (1/22/22)
- Field Goal Attempts** - 1 vs. Cincinnati (1/22/22)
- Longest Field Goal** - 34 vs. Cincinnati (1/22/22)
- PATs Made** - 1 vs. Cincinnati (1/22/22)
- PATs Attempted** - 1 vs. Cincinnati (1/22/22)
- Points** - 4 vs. Cincinnati (1/22/22)

FRANCHISE SINGLE-SEASON SCORING

During his first season with the Titans, kicker **Randy Bullock** made 26 field goals on 31 attempts and added 42 extra points on 45 attempts. Bullock's total of 120 points ranked ninth in franchise history and was the highest number by a Titans player since **Ryan Succop's** franchise-record-tying 136 points in 2017.

Most points in a season, franchise history:

Player	Season	TD	XPM	FGM	2PT	Points
1. Ryan Succop	2017	0	31	35	0	136
Al Del Greco	1998	0	28	36	0	136
3. Rob Bironas	2007	0	28	35	0	133
4. Al Del Greco	1996	0	35	32	0	131
5. Rob Bironas	2008	0	40	29	0	127
6. Al Del Greco	1993	0	39	29	0	126
7. Gary Anderson	2003	0	42	27	0	123
8. Rob Bironas	2011	0	34	29	0	121
9. Randy Bullock	2021	0	42	26	0	120
10. Rob Bironas	2009	0	37	27	0	118
Al Del Greco	2000	0	37	27	0	118

#6 • P BRETT KERN

6-2, 214, 14th Year, Toledo

[Click for complete bio](#)

Punter **Brett Kern** completed his 14th NFL season and his 12th full campaign with the Titans in 2021. The three-time Pro Bowl selection was claimed off waivers by the Titans during the 2009 season.

During his time in Tennessee, Kern has placed his name at the top of virtually every career record list for his position. At the end of the 2021 campaign, he held franchise career benchmarks for punts (923), average (45.9), net average (40.8) and punts inside the 20 (373). He also established franchise records for single-season punting average (49.7 in 2017) and single-season net average (44.6 in 2017). Kern owns the top nine net punting seasons in franchise history and six of the team's top eight gross punting seasons.

With 197 career games with the Titans through 2021, Kern ranked third in franchise history behind **Bruce Matthews** (296) and **Elvin Bethea** (210). Kern's total was the most for any player during the franchise's "Titans era" (since 1999).

Kern's 2021 statistics in 14 games included 47 total punts for a 44.8-yard gross average and a 40.4-yard net average with 18 punts placed inside the 20. He had the league's third-best ratio of punts inside the 20 to touchbacks (18:1). Additionally, his four punts placed inside the five-yard line gave him a rate of 8.5 percent, which ranked third in the NFL and set a career high.

In 2020, Kern appeared in 13 games, missing three contests on injured reserve. He punted 37 times for a 45.8 gross average and a 41.5-yard net average with 22 punts placed inside the 20. Since the 1991 season, Kern's 59.5 percent of punts placed inside the 20 in 2020 was the best of any player with at least 30 punts in a season. During the campaign he passed **Craig Hentrich** (861 punts) as the organization's all-time leading punter.

When Kern was placed on injured reserve during the 2020 season, it ended his consecutive games played streak ended at 199 games, including his career with the Titans and Denver Broncos. At the time, he owned the fourth-longest active consecutive games played streak in the NFL. His streak with the Titans ended at 177 consecutive games played, finishing as the second-longest streak in franchise history behind **Bruce Matthews'** 232 consecutive games from 1987 to 2001.

In 2019, Kern was named to the Pro Bowl for the third consecutive season, and he earned first-team Associated Press All-Pro honors for the first time in his career. His 37 punts inside the 20 led the NFL, and his 43.1-yard net average ranked second in team history.

In 2018, his 47.1-yard gross average ranked fifth in team history, and his 41.7-yard net average ranked second in team annals. He set a franchise record and recorded a career high with 39 of his 74 punts inside the 20-yard line. He finished the season with a career-long streak of 16 consecutive punts placed inside the 20, including every punt in the final three games of the season.

In 2017, Kern had arguably one of the best seasons by a punter in NFL history and was named to his first career Pro Bowl in addition to earning second-team Associated Press All-Pro honors. He punted 75 times for 3,728 yards with 28 punts placed inside the 20-yard line. His 44.6-yard net average broke his own team record and finished second in NFL history behind only **Johnny Hekker's** 46.0-yard net average in 2016. Kern's 49.7-yard gross average also broke his team mark and finished eighth in NFL history.

In 2015, Kern continued his annual assault on the team's all-time punting records and accomplished a first-of-its-kind NFL feat, becoming the first punter in league history to record 80 or more punts, a net average of 40 yards, and one or zero touchbacks in a single season. His season totals included 88 punts (tied for fifth place in franchise history), a 47.4-yard gross average (second in franchise history), a 40.3 net average (third in franchise history), a career-high 34 punts inside the 20 (third in franchise history) and only one touchback (career low).

In 2014, Kern launched a career-high 88 total punts for a gross average of 46.8 yards and a net average of 40.8 yards, which broke his own single-season team record (40.4-yard net average in 2012).

Kern produced one of the best punting seasons in team history in 2012. He set then-franchise records with a gross punting average of 47.6 yards and a net punting average of 40.4 yards (later broke both marks).

Kern was claimed by the Titans off waivers from the Denver Broncos on Oct. 27, 2009. He spent the entire 2008 season and the first six games of 2009 campaign in Denver, totaling 73 punts and a 46.5-yard average in 22 games with the Broncos.



In 2008, Kern ranked fifth in the league with a 46.7-yard punting average that marked the third-best season total by a Bronco in club history. At the time, his punting average was the best in NFL history by a rookie. He was named to the All-Rookie team by Pro Football Weekly/PFWA and The *Sporting News*.

The Grand Island, N.Y., native was originally signed by the Broncos as a rookie free agent on April 28, 2008, following four seasons at the University of Toledo.

2021 Game Notes:

- **Against Arizona (9/12)**, punted three times for a 50.3-yard gross average and a 42.3-yard net average. His first game of 2021 marked the beginning of his 13th season with the Titans. It put him in a tie with Brad Hopkins (13) for third place in franchise history for most seasons played behind only Bruce Matthews (19) and Elvin Bethea (16).
- **At Seattle (9/19)**, averaged 47.0 gross yards (47.0 net) on two punts with one punt placed inside the 20.
- **Against Indianapolis (9/26)**, recorded one punt for 42 yards.
- **At New York Jets (10/3)** and **at Jacksonville (10/10)**, he was inactive with a groin injury.
- Placed on the reserve/COVID-19 list on Oct. 12.
- **Against Kansas City (10/24)**, averaged 47.0 gross yards (47.0 net) on two punts with both punts placed inside the five-yard line during the fourth quarter. On his first punt, he pinned the Chiefs on their three-yard line with a 45-yard punt out of bounds. On his second punt of the game, he pinned the Chiefs with a 49-yard punt that was downed by the Titans on the three-yard line.
- **At Indianapolis (10/31)**, averaged 47.0 yards (40.3 net) on four punts with two punts placed inside the 20. Late in the fourth quarter, his 37-yard punt to the Indianapolis eight-yard line led to a Titans interception return for a touchdown on the next play. In overtime, his 49-yarder to the Indianapolis 15-yard line preceded an interception to set up the game-winning field goal.
- **At Los Angeles Rams (11/7)**, averaged 43.4 yards (42.0 net) on five punts with three punts placed inside the 20. In the second quarter, he pinned the Rams on their four-yard line with a 57-yard punt in the second quarter.
- **Against New Orleans (11/14)**, averaged 41.0 yards (40.2 net) on five punts with one punt placed inside the 20.
- **Against Houston (11/21)**, averaged 40.0 yards (35.0 net) on two punts with one punt placed inside the 20. He became the first player in franchise history to reach 900 career punts with the team.
- **At New England (11/28)**, averaged 47.5 yards (36.0 net) on two punts.
- **Against Jacksonville (12/12)**, averaged 38.4 yards (38.4 net) on five punts with two punts placed inside the 20.
- **At Pittsburgh (12/19)**, averaged 47.7 yards (34.7 net) on three punts with a long punt of 54 yards.
- **Against San Francisco (12/23)**, appeared in his 195th career game with the Titans, which put him ahead of Brad Hopkins (194 games from 1993 to 2005) for third on the franchise's all-time games played list. Only Bruce Matthews (296) and Elvin Bethea (210) have more career games with the Titans/Oilers. He averaged 46.0 yards (39.6 net) on five punts with two punts placed inside the 20, including a 59-yard punt to pin the 49ers on their own five-yard line in the fourth quarter.

- **Against Miami (1/2)**, averaged 44.3 yards (40.5 net) on four punts with three punts placed inside the 20. In the third quarter, he pinned the Dolphins on their own two-yard line with a 46-yard punt, and in the fourth quarter, he placed a 37-yard punt on Miami's seven-yard line.
- **At Houston (1/9)**, averaged 49.3 yards (43.3 net) on four punts with one punt inside the 20.
- **Against Cincinnati (1/22)**, averaged 41.5 yards (41.5 net) on four punts with three punts placed inside the 20.

Kern's Career Regular Season Statistics:

Year	Team	GP	No	Blk	Yds	Avg	Lg	TB	In20	Net
2008	Den	16	46	0	2,150	46.7	64	4	13	37.8
2009	Den/Ten	16	64	0	2,910	45.5	67	10	27	38.5
2010	Ten	16	77	0	3,302	42.9	68	4	24	39.1
2011	Ten	16	86	0	3,747	43.6	64	7	31	39.4
2012	Ten	16	81	2	3,855	47.6	71	5	30	40.4
2013	Ten	16	78	1	3,386	43.4	63	2	32	39.7
2014	Ten	16	88	1	4,118	46.8	79	7	28	40.8
2015	Ten	16	88	0	4,175	47.4	61	1	34	40.3
2016	Ten	16	77	0	3,402	44.2	71	4	32	38.6
2017	Ten	16	75	0	3,728	49.7	74	5	28	44.6
2018	Ten	16	74	1	3,483	47.1	62	3	39	41.7
2019	Ten	16	78	0	3,672	47.1	70	2	37	43.1
2020	Ten	13	37	0	1,695	45.8	66	3	22	41.5
2021	Ten	14	47	0	2,105	44.8	59	1	18	40.4
Totals		219	996	5	45,728	45.9	79	58	395	40.5

Kern's Career Postseason Statistics:

Year	Team	GP	No	Blk	Yds	Avg	Lg	TB	In20	Net
2017	Ten	2	10	0	447	44.7	62	0	4	41.2
2019	Ten	3	15	0	729	48.6	63	4	6	41.3
2020	Ten	1	5	0	228	45.6	53	0	4	45.6
2021	Ten	1	4	0	166	41.5	50	0	3	41.5
Totals		7	34	0	1,570	46.2	63	4	17	41.9

Kern's Regular Season Single-Game Highs:

- Punts** - 10 (Twice, last at Miami, 10/8/17)
- Gross Avg.** - 60.5 vs. Pittsburgh (10/25/20)
- Net Avg.** - 50.2 at Miami (10/8/17)
- Long Punt** - 79 vs. Indianapolis (12/28/14)
- In20** - 8 at Denver (10/14/19)

Kern's Playoff Single-Game Highs:

- Punts** - 6 (Twice, last at Baltimore, 1/11/20)
- Gross Avg.** - 52.5 at Baltimore (1/11/20)
- Net Avg.** - 45.6 (five punts) vs. Baltimore (1/10/21)
- Long Punt** - 63 at Baltimore (1/11/20)
- In20** - 4 (Twice, last vs. Baltimore, 1/10/21)

MOST GAMES PLAYED, TEAM HISTORY

On Dec. 23, 2021, Titans punter **Brett Kern** passed **Brad Hopkins** (194) for third place in franchise history in career games. He now trails only **Bruce Matthews** (296) and **Elvin Bethea** (210). Kern was acquired by the Titans off waivers from Denver during the 2009 season.

Most games played, franchise history (regular season):

Player	Position	Years	Games
1. Bruce Matthews	OL	1983–2001	296
2. Elvin Bethea	DE	1968–1983	210
3. Brett Kern	P	2009–2021	197
4. Brad Hopkins	T	1993–2005	194
5. Craig Hentrich	P	1998–2009	177
6. Gregg Bingham	LB	1973–1984	173
7. Ray Childress	DL	1985–1995	160
8. Mike Munchak	G	1982–1993	159
9. Keith Bulluck	LB	2000–2009	157
10. Benji Olson	G	1998–2007	152

FRANCHISE CAREER PUNTING LEADERS

On Nov. 30, 2020, **Brett Kern** passed **Craig Hentrich** (861 punts with the Titans) for first place on the franchise's all-time punting list. Kern also is the all-time career leader in Titans/Oilers history in both gross punting average and net punting average.

Most career punts, franchise history:

Player	Years	Punts
1. Brett Kern	2009-2021	923
2. Craig Hentrich	1998-2009	861
3. Jim Norton	1960-1968	522

Highest career gross punting average, franchise history (minimum 250 punts):

Player	Years	Gross Avg.
1. Brett Kern	2009-2021	45.9
2. Greg Montgomery	1988-1993	43.6
3. Craig Hentrich	1998-2009	42.9
4. Jim Norton	1960-1968	42.1
5. Cliff Parsley	1977-1982	39.8
6. Dan Pastorini	1971-1979	39.7

Highest career net punting average, franchise history (since 1976, minimum 250 punts):

Player	Years	Net Avg.
1. Brett Kern	2009-2021	40.8
2. Craig Hentrich	1998-2009	37.2
3. Greg Montgomery	1988-1993	36.6
4. Cliff Parsley	1977-1982	32.3

PCT. INSIDE THE 20 IN A SEASON SINCE 1991

Over a 30-season span from 1991 through 2020, no player with at least 30 punts in a season put a higher percentage of their punts inside the 20 than Titans punter **Brett Kern** in 2020. Twenty-two of Kern's 37 punts were placed inside the 20 for a rate of 59.5 percent.

Highest percentage of punts in a season placed inside the 20 from 1991 to 2021 (minimum 30 punts):

Player	Team	Season	Total Punts	Inside the 20	Pct. Inside the 20
1. Brett Kern	Tennessee	2020	37	22	59.5
2. Jake Bailey	New England	2020	55	31	56.4
3. Dustin Colquitt	Kansas City	2012	83	45	54.2
4. Andy Lee	San Francisco	2012	67	36	53.7
5. Mike Scifres	San Diego	2013	56	30	53.6
6. Bryan Anger	Houston	2019	45	24	53.3
7. Bryan Anger	Tampa Bay	2016	70	37	52.9
8. Mat McBriar	Dallas	2009	72	38	52.8
9. Brett Kern	Tennessee	2018	74	39	52.7
10. Sam Koch	Baltimore	2019	40	21	52.5



2019 NFL PUNTING LEADERS

Titans punter **Brett Kern** ranks near the top of the NFL in gross punting average and net punting average in 2019.

He also is at the top of the NFL in total punts placed inside the 20.

Highest gross punting average in 2019:

Player	Team	Gross Average
1. Tress Way	Washington Redskins	49.6
2. Andy Lee	Arizona Cardinals	47.8
3. Johnny Hekker	Los Angeles Rams	47.4
4. Brett Kern	Tennessee Titans	47.1
5. Ty Long	Los Angeles Chargers	47.0
6. Logan Cooke	Jacksonville Jaguars	46.8
7. Bryan Anger	Houston Texans	46.5
8. Cameron Johnston	Philadelphia Eagles	46.4
9. Jamie Gillan	Cleveland Browns	46.2
Thomas Morstead	New Orleans Saints	46.2

Highest net punting average in 2019:

Player	Team	Net Average
1. Logan Cooke	Jacksonville Jaguars	44.5
Bryan Anger	Houston Texans	44.5
3. Tress Way	Washington Redskins	44.1
4. Brett Kern	Tennessee Titans	43.1
Thomas Morstead	New Orleans Saints	43.1
6. Britton Colquitt	Minnesota Vikings	42.6
7. Johnny Hekker	Los Angeles Rams	42.4
8. Cameron Johnston	Philadelphia Eagles	42.3
Riley Dixon	New York Giants	42.3
10. Kevin Huber	Cincinnati Bengals	42.1

Most punts placed inside the 20 in 2019:

Player	Team	Inside the 20
1. Brett Kern	Tennessee Titans	37
2. Jake Bailey	New England Patriots	36
3. Michael Dickson	Seattle Seahawks	34
Corey Bojorquez	Buffalo Bills	34
5. A.J. Cole	Oakland Raiders	33
6. Sam Martin	Detroit Lions	31
7. Kevin Huber	Cincinnati Bengals	30
Tress Way	Washington Redskins	30
9. Colby Wadman	Denver Broncos	29
Thomas Morstead	New Orleans Saints	29
J.K. Scott	Green Bay Packers	29
Riley Dixon	New York Giants	29

PERCENT INSIDE THE 20 IN 2018

Titans punter **Brett Kern** set a franchise record with 39 punts placed inside the opponent's 20-yard line in 2018. He ranked second in the NFL in the category, but he led the NFL for the highest percentage of his punts placed inside the 20 at 52.7 percent (39 of 74).

Kern finished the season with a career-long streak of 16 consecutive punts placed inside the 20, including every punt in the final three games of the season.

His 52.7 percent of punts placed inside the 20 was the highest percentage for the franchise from 1991–2018.

Highest percentage of punts placed inside the 20 in 2018:

Player	Team	Punt	In20	Pct In20
1. Brett Kern	Tennessee	74	39	52.7
2. Tress Way	Washington	79	41	51.9
3. Corey Bojorquez	Buffalo	45	22	48.9
4. Johnny Hekker	L.A. Rams	43	21	48.8
5. Trevor Daniel	Houston	74	36	48.6
6. Dustin Colquitt	Kansas City	45	21	46.7
7. Pat O'Donnell	Chicago	62	28	45.2
8. Sam Koch	Baltimore	60	27	45.0
9. Jordan Berry	Pittsburgh	63	28	44.4
10. Sam Martin	Detroit	74	32	43.2

NET AVERAGE IN A SEASON, TEAM HISTORY

Titans punter **Brett Kern** owns the top nine net punting seasons in franchise history and 10 of the team's top 12 net punting seasons.

In 2017, he shattered his own franchise record (40.76 net average in 2014) by averaging 44.56 net yards on 75 punts.

He initially set the club mark for the first time in 2011 with a 39.37-yard net average, eclipsing **Craig Hentrich's** 1998 net average of 39.22 yards.

Highest single-season net punting average, franchise history:

Player	Year	Net Average
1. Brett Kern	2017	44.56
2. Brett Kern	2019	43.12
3. Brett Kern	2018	41.69
4. Brett Kern	2014	40.76
5. Brett Kern	2021	40.43
6. Brett Kern	2012	40.36
7. Brett Kern	2015	40.34
8. Brett Kern	2013	39.70
9. Brett Kern	2011	39.37
10. Craig Hentrich	1998	39.22
11. Greg Montgomery	1993	39.13
12. Brett Kern	2010	39.06

SINGLE-SEASON NET AVG, NFL HISTORY

Brett Kern led the NFL with a 44.6-yard net punting average in 2017. His average ranked second in NFL history. The only better single-season net punting average in NFL history was Rams punter **Johnny Hekker's** 46.0-yard net average in 2016.

Highest single-season net punting average, NFL history (through 2018):

Player	Year	Team	Net Average
1. Johnny Hekker	2016	LAR	46.0
2. Brett Kern	2017	Ten	44.6
3. Johnny Hekker	2017	LAR	44.3
4. Johnny Hekker	2013	StL	44.2
Sam Martin	2016	Det	44.2
6. Andy Lee	2011	SF	44.0
7. Shane Lechler	2009	Oak	43.9
8. Johnny Hekker	2015	StL	43.7
9. Sam Koch	2014	Bal	43.3
10. (two tied)			43.2

SINGLE-SEASON GROSS AVG, TEAM HISTORY

Brett Kern's 2017 gross punting average (49.71) broke his own franchise record. He initially set the franchise mark in 2012 by surpassing **Craig Hentrich's** 47.22-yard gross average from 1998.

Highest single-season gross punting average, franchise history:

Player	Year	Gross Average
1. Brett Kern	2017	49.71
2. Brett Kern	2012	47.59
3. Brett Kern	2015	47.44
4. Craig Hentrich	1998	47.22
5. Brett Kern	2019	47.08
6. Brett Kern	2018	47.07
7. Greg Montgomery	1992	46.92
8. Brett Kern	2014	46.80
9. Greg Montgomery	1993	45.59
10. Brett Kern	2021	44.79

SINGLE-SEASON GROSS AVG, NFL HISTORY

Titans punter **Brett Kern** led the NFL with a 49.7-yard gross punting average in 2017. His average ranked eighth in NFL history and was the highest of any player since 2012.

Highest single-season gross punting average, NFL history (through 2018):

Player	Year	Team	Gross Average
1. Sammy Baugh	1940	Was	51.4
2. Shane Lechler	2009	Oak	51.1
3. Andy Lee	2011	SF	50.9
4. Shane Lechler	2011	Oak	50.8
5. Brandon Fields	2012	Mia	50.2
6. Thomas Morstead	2012	NO	50.1
7. Donnie Jones	2008	StL	50.0
8. Brett Kern	2017	Ten	49.7
9. Pat McAfee	2016	Ind	49.3
10. Shane Lechler	2007	Oak	49.1

SINGLE-GAME GROSS AVERAGE, TEAM HISTORY

On Oct. 25, 2020 against Pittsburgh, **Brett Kern** set a new franchise record and a career high with a gross punting average of 60.5 yards (minimum requirement of four punts).

Kern has recorded seven of the franchise's top 11 single-game gross punting averages (minimum four punts).

Highest single-game gross punting average, since 1976 (min. 4 punts):

Player	Date	Opp	Punts	Gross Avg
1. Brett Kern	10/25/20	Pittsburgh	4	60.5
2. Greg Montgomery	12/27/92	Buffalo	5	59.2
3. Greg Montgomery	09/19/93	San Diego	5	57.6
4. Craig Hentrich	11/04/01	Jacksonville	4	57.5
5. Brett Kern	09/24/17	Seattle	6	56.8
6. Brett Kern	11/12/17	Cincinnati	6	56.5
7. Craig Hentrich	11/15/98	Pittsburgh	4	55.3
8. Brett Kern	10/08/17	Miami	10	54.9
9. Brett Kern	12/28/14	Indianapolis	7	54.7
10. Brett Kern	12/20/15	New England	5	54.4
11. Brett Kern	01/03/10	Seattle	4	53.5

SINGLE-GAME NET AVERAGE, TEAM HISTORY

On Oct. 8, 2017 at Miami, **Brett Kern** punted 10 times for 549 yards with no blocks and no touchbacks, averaging 54.9 yards per attempt. The Dolphins returned seven of the punts for 47 total yards. Kern's net punting average of 50.2 set a career high and set the franchise's single-game record, topping **Greg Montgomery's** previous mark of a 49.8-yard net average against the San Diego Chargers on Sept. 19, 1993 (statistic tracked since 1976).

In doing so, Kern became the first NFL player to punt at least 10 times and finish a game with a net punting average of at least 50 yards.

Kern has recorded nine of the franchise's top 12 net punting performances.

Highest single-game net punting average, since 1976 (min. 4 punts):

Player	Date	Opp	Punt	Gross Avg	TB	In20	Net Avg
1. Brett Kern	10/8/17	Mia	10	54.9	0	4	50.2
2. Brett Kern	11/10/19	KC	4	51.0	0	2	49.8
3. Greg Montgomery	9/19/93	SD	5	57.6	1	0	49.8
4. Greg Montgomery	12/27/92	Buf	5	59.2	1	2	49.4
5. Brett Kern	10/6/19	Buf	6	49.7	0	1	49.3
6. Brett Kern	11/25/12	Jax	4	50.3	0	1	49.0
7. Brett Kern	11/9/14	Bal	8	51.8	0	0	48.8
8. Brett Kern	10/26/14	Hou	6	51.7	0	2	48.7
9. Brett Kern	9/16/12	SD	7	51.6	1	3	48.6
10. Craig Hentrich	11/4/01	Jac	4	57.5	0	2	48.5
11. Brett Kern	10/1/17	Hou	5	49.2	0	1	48.4
12. Brett Kern	9/24/17	Sea	6	56.8	1	2	48.2

MOST CONSECUTIVE GAMES, TEAM HISTORY

Punter **Brett Kern** played in 177 consecutive games for the Titans before the streak came to an end against the Chicago Bears on Nov. 8, 2020. His streak ranks second in franchise history, behind only Hall of Fame offensive lineman **Bruce Matthews** (232).

Most consecutive games played in franchise history (regular season):

Player	Position	Years	Consec. Games
1. Bruce Matthews	OL	1987–2001	232
2. Brett Kern	P	2009–2020	177
3. Robert Brazile	LB	1975–1984	147
4. Craig Hentrich	P	1998–2007	146
5. Rob Bironas	K	2005–2013	144
6. Beau Brinkley	LS	2012–2020	135
Keith Bulluck	LB	2000–2009	135
Elvin Bethea	DE	1968–1977	135
9. Gregg Bingham	LB	1973–1981	134
10. Eddie George	RB	1996–2003	128

2017 NFL PUNTING LEADERS

Titans punter **Brett Kern** finished in first place on the 2017 NFL leaderboard in gross punting average and net punting average.

Highest gross punting average in 2017:

Player	Team	Gross Average
1. Brett Kern	Tennessee	49.7
2. Shane Lechler	Houston	49.0
3. Drew Kaser	LA Chargers	48.1
4. Johnny Hekker	LA Rams	47.9
5. Britton Colquitt	Cleveland	47.6

Highest net punting average in 2017:

Player	Team	Net Average
1. Brett Kern	Tennessee	44.6
2. Johnny Hekker	LA Rams	44.3
3. Marquette King	Oakland	42.7
4. Rigoberto Sanchez	Indianapolis	42.6
5. Michael Palardy	Carolina	42.4

MORE TITANS SPECIALISTS

4 - K SAM FICKEN

6-1, 192, 3rd Year, Penn State

➤ Ficken was claimed off waivers from the New York Jets on Aug. 1, 2021.

➤ He spent his entire first season in Tennessee on injured reserve after suffering an injury during the week of the season opener.

➤ Prior to joining the Titans, he appeared in 28 games over four seasons with the Los Angeles Rams (2017-18) and New York Jets (2019-20). During that time he made 35 of 48 field goals (72.9 percent), including a long of 54, and 49 of 56 extra point tries (87.5 percent).

➤ Additionally, Ficken recorded 111 kickoffs for 7,037 yards (63.4-yard avg.) with 63 touchbacks before joining the Titans.

➤ Ficken originally entered the NFL as an undrafted free agent with the Jacksonville Jaguars in 2016 and has also spent time with the Kansas City Chiefs, Seattle Seahawks and Green Bay Packers.

➤ A native of Valparaiso, Ind., he appeared in 40 games over four seasons at Penn State (2011-14) and finished his career ranked second in school annals in field goals made (54). He led the team in scoring each year from 2012-14, and as a senior (2014), he set the single-season school record for field goals made (24).

2021 Game Notes:

➤ Placed on injured reserve on Sept. 11, 2021.



TITANS PRACTICE SQUAD CAPSULES



TITANS PRACTICE SQUAD

No.	Name	Pos	Ht	Wt	Exp	College
94	Bledsoe, Amani	DE	6-4	280	2	Oklahoma
36	Boddy-Calhoun, Briean	CB	5-9	193	4	Minnesota
25	Carter, Jamal	S	6-1	215	4	Miami (Fla.)
69	DiLauro, Christian	T	6-6	300	1	Illinois
84	Fort, Austin	TE	6-4	244	3	Wyoming
66	Gray, Derwin	OL	6-4	320	2	Maryland
78	Hand, Da'Shawn	DE	6-3	297	4	Alabama
8	Hogan, Kevin	QB	6-3	218	4	Stanford
16	Hollister, Cody	WR	6-4	216	3	Arkansas
23	Jones, Chris	CB	6-0	200	3	Nebraska
42	Jones, Joe	LB	6-0	240	5	Northwestern
12	Kinsey, Mason	WR	5-10	198	1	Berry College
28	McNichols, Jeremy	RB	5-9	205	2	Boise State
52	Munyer, Daniel	C	6-1	305	4	Colorado
70	Roos, Jordan	G	6-3	302	3	Purdue
59	Skipper, Tuzar	OLB	6-3	246	2	Toledo
33	Wilkins, Jordan	RB	6-1	212	4	Mississippi

94 - DE AMANI BLEDSOE

6-4, 280, 2nd Year, Oklahoma

- Bledsoe rejoined the Titans practice squad on Sept. 2, 2021. He was then promoted to the 53-man roster on Oct. 8 and returned to the practice squad on Nov. 17. He originally signed as an undrafted college free agent in 2019.
- In 2021, he appeared in five games with two starts for the Titans, totaling one tackle and one pass defended.
- After being waived by the Titans in 2020, he signed with Cincinnati, where he played in 14 games with four starts and totaled 17 tackles and two passes defended.
- In 2019, he spent his rookie season on the practice squad for Tennessee.
- A native of Lawrence, Kan., he played 30 games at the University of Oklahoma totaling 59 tackles and four sacks.

36 - CB BRIEAN BODDY-CALHOUN

5-9, 193, 4th Year, Minnesota

- Boddy-Calhoun was signed by the Titans on July 28, 2021.
- In 2021, he spent the entire campaign on the Titans practice squad.
- Prior to arriving in Tennessee, he appeared in 47 career NFL games with 22 starts, tallying 151 tackles, three interceptions, one touchdown, two forced fumbles, and three sacks during his stints with Cleveland (2016-18), Indianapolis (2019), Houston (2019), and San Francisco (2020).
- In 2020, Boddy-Calhoun appeared in one game for the 49ers and spent the rest of the season on San Francisco's practice squad.
- In 2018, he appeared in a career-high 16 games making eight starts and setting career highs in tackles (56) and QB hits (3).
- In his NFL debut in 2016, Boddy-Calhoun recorded an interception and returned it for a touchdown on Sept. 25, 2016 at Miami. He would finish his rookie season with a career-high three interceptions.
- A native of Wilmington, Del., he appeared in 24 games collecting 99 tackles, nine interceptions, 24 pass defended, and one touchdown.

25 - S JAMAL CARTER

6-1, 215, 4th Year, Miami (Fla.)

- Signed by the Titans as an unrestricted free agent on August 18, 2021.
- In 2021, he spent 12 weeks on the practice squad and participated in one game before landing on the practice squad reserve/injured list.
- Prior to joining the Titans, Carter appeared in 28 games and recorded 26 tackles and two pass defended during his time with Denver (2017) and Atlanta (2019-20).
- In 2020, he appeared in one game (Oct. 5) and made five tackles, four of which were solo. He spent the remainder of the season on Atlanta's practice squad.
- As a rookie in 2017, Carter saw action in 16 games and tallied a career-

high 11 tackles.

- The Naranja, Fla., native appeared in 37 games and finished with 156 tackles, one interception, and one forced fumble during his three years at the University of Miami (Fla.).

69 - OL CHRISTIAN DILAURO

6-6, 300, 1st Year, Illinois

- Christian DiLauro joined the Titans during the 2021 offseason.
- In 2021, he spent all but two weeks of the season on the Titans practice squad and participated in one contest (Dec. 23 against San Francisco).
- DiLauro originally signed with the Cleveland Browns as an undrafted free agent following the 2018 NFL Draft and then spent most of his rookie campaign on the San Francisco 49ers' practice squad.
- In 2019, he spent most of the season with the Pittsburgh Steelers after a stint with the Houston Texans, and he remained with the Steelers through training camp in 2020.
- The Uniontown, Ohio, native played in 48 games with 38 starts during his career at the University of Illinois.

84 - TE AUSTIN FORT

6-4, 244, 3rd Year, Wyoming

- Fort was signed to the practice squad on Sept. 14, 2021.
- In 2021, he spent 15 games on the Titans practice squad and one game on the team's practice squad reserve/COVID-19 list.
- He originally entered the NFL as an undrafted college free agent with the Denver Broncos in 2019.
- As a rookie with the Broncos in 2019, he suffered an ACL injury during a preseason game that caused him to spend both 2019 and 2020 on injured reserve for the Broncos. He was released during Denver's 2021 training camp.
- A native of Gillette, Wyo., Fort appeared in 30 games as a tight end at the University of Wyoming after converting positions from quarterback.

66 - OL DERWIN GRAY

6-4, 320, 2nd Year, Maryland

- Gray initially joined the Titans when he was claimed off of waivers from the Jacksonville Jaguars on Aug. 25, 2021. He spent time on the practice squad prior to the regular season opener and then re-joined the practice squad on Oct. 12.
- In 2021, he was on the Titans practice squad for the final 12 games of the regular season and for the postseason.
- In 2020, Gray made his NFL Debut on Sept. 20, 2020 with the Pittsburgh Steelers. He would go on to appear in five total games during the season.
- Originally selected by the Pittsburgh Steelers in the seventh round (219th overall) of the 2019 NFL Draft.
- A native of Washington, D.C., he appeared in 35 games and was a 2018 honorable mention All-Big Ten during his four-year career at the University of Maryland.

78 - DE Da'SHAWN HAND

6-3, 297, 4th Year, Alabama

- The Titans signed defensive end Da'Shawn Hand to the team's practice squad on Jan. 5, 2022.
- In 2021, he played in three games with the Lions before concluding the season with the Titans. He played for the Titans in the regular season finale.
- Prior to arriving in Tennessee, he recorded 54 tackles, three sacks, three forced fumbles and one fumble recovery over four seasons (2018-21) with the Detroit Lions. He also spent time on the Indianapolis Colts practice squad.
- In 2020, he played in 10 games with one start for the Lions and totaled 19 tackles, one tackle for loss and one forced fumble.
- During his rookie campaign in 2018, he appeared in 13 games with eight starts and recorded career highs in tackles (27), sacks (three), tackles for loss (four) and forced fumbles (two).
- The Woodbridge, Va., native appeared in 50 games at the University of Alabama (2015-17) and recorded 64 career tackles, eight sacks, 13.5 tackles for loss, one forced fumble and one fumble recovery.

8 - QB KEVIN HOGAN

6-3, 218, 4th Year, Stanford

- The Titans signed Kevin Hogan to their practice squad on Nov. 10, 2021.
- In 2021, he spent the final eight games of the regular season and the postseason on the Titans practice squad, seeing action in one contest (Nov. 28 at New England).
- Prior to arriving in Tennessee, Hogan played in eight games with one start, all with the Cleveland Browns (2016-17). He has also spent time with Washington, Denver and Cincinnati.

- In his eight games played before he joined the Titans, he completed 60 passes for 621 yards, four touchdowns and seven interceptions.
- Hogan was originally drafted in the fifth round (162nd overall) of the 2016 NFL Draft by the Kansas City Chiefs.
- The McLean, Va., native played in 46 games at Stanford and totaled 9,385 passing yards and 84 passing touchdowns along with 1,249 rushing yards and 17 rushing touchdowns.

16 - WR CODY HOLLISTER

6-4, 216, 3rd Year, Arkansas

- Rejoined the Titans when he signed to the Titans practice squad on Nov. 16, 2021.
- In 2021, he spent the final seven games of the regular season and the postseason on the Titans practice squad. He appeared in three games with one start, totaling 33 yards on four receptions.
- In 2020, Hollister spent the majority of the season on the practice squad after initially making the 53-man roster in Week 1. He appeared in two total games and caught one pass for 12 yards.
- He initially signed with the Titans as a free agent following a tryout during 2019 rookie minicamp. During the 2019 season he appeared in five games and posted two catches for 13 yards on the season.
- Originally signed by the New England Patriots as an undrafted free agent following the 2017 NFL Draft.
- The Bend, Ore., native played in 29 games with 12 starts at Arkansas and caught 27 passes for 342 yards and a touchdown. Also rushed twice for 48 yards and one score.

2021 Game Notes:

- **At New England (11/28)**, registered his first career start and set career highs with four receptions for 33 yards.

23 - CB CHRIS JONES

6-0, 200, 3rd Year, Nebraska

- The Titans signed Chris Jones as a free agent during the 2021 offseason. He spent the first nine games of the 2021 season on the practice squad before being signed to the 53-man roster on Nov. 13.
- In 2021, he appeared in seven games for the Titans, totaling five tackles, one pass defensed and one special teams stop.
- Jones spent time with the Lions (2018 and 2020), Arizona Cardinals (2018–2020) and Minnesota Vikings (2020) prior to arriving in Tennessee, totaling 22 games played and six starts with 41 tackles.
- In 2020, Jones appeared in nine total games, including eight games and three starts with the Vikings. He registered 19 tackles with Minnesota to set a career high.
- In 2019, he established a then-career high with 11 games played (three starts) as well as a 18 tackles for the Cardinals.
- Jones was signed by the Detroit Lions as an undrafted free agent.
- A native of Jacksonville, Fla., he played 45 games in four years (2014-17) at Nebraska, totaling five interceptions and 16 passes defensed.

42 - LB JOE JONES

6-0, 240, 5th Year, Northwestern

- Jones was signed to the Titans practice squad on Sept. 13, 2021 and promoted to the 53-man roster on Oct. 8.
- Prior to joining the Titans, he totaled 49 games of experience over four seasons (2017-20) with the Denver Broncos, recording 26 career special teams stops.
- During the 2021 offseason, he signed with Tampa Bay and was waived during training camp.
- Jones entered the NFL as an undrafted college free agent with the Dallas Cowboys in 2017, following his career at Northwestern.

2021 Game Notes:

- **At Jacksonville (10/10)**, led the team and set a career high with three special teams tackles in his first game with the Titans. He previously had two special teams tackles in a game six times during his career.
- Placed on Reserve/COVID-19 on Nov. 22, 2021 and returned to the 53-man roster on Nov. 29.

12 - WR MASON KINSEY

5-10, 198, 1st Year, Berry College

- The Titans brought back Mason Kinsey during the 2021 offseason after they had originally signed him as a rookie free agent following the 2020 NFL Draft.
- In 2021, he spent the entire season on the Titans practice squad. He saw action in one contest (Oct. 24 against Kansas City).
- He also spent time in 2020 on the New England Patriots' practice squad.
- A native of Demorest, Ga., he appeared in 43 games with 35 starts over

four seasons at Berry College (2016-19). Totaled 203 receptions for 3,343 yards and 50 touchdowns, all of which rank first in program history. His career receiving yardage and touchdowns set Southern Athletic Association records.

- As a senior (2019), he started all 11 games and caught 65 passes for 1,221 yards and 16 touchdowns. Returned 13 kicks for 375 yards and one touchdown and returned 17 punts for 181 yards. Earned All-SAA first team recognition.

28 - RB JEREMY McNICHOLS

5-9, 205, 2nd Year, Boise State

- The Long Beach, Calif. native rejoined the Titans on August 26, 2020. He previously spent time on the Titans practice squad in 2018 and played the 2019 preseason with Tennessee, rushing for 108 yards on 26 carries. He also scored a touchdown on a 15-yard completion.
- In 2021, he spent all but one week (Week 18) on the 53-man roster and finished the campaign on the practice squad. He appeared in 14 games, totaling 156 yards on 41 rushing attempts. Additionally, he established career highs with 28 receptions, 240 receiving yards and one touchdown catch.
- In 2020, he appeared in all 16 games for the first time in his career. He ranked second on the team with 47 rushing attempts and totaled 204 rushing yards with one touchdown. He added 12 receptions for 55 yards. In one postseason game, he posted one rushing attempt for four yards.
- Originally a fifth-round pick by Tampa Bay in the 2017 NFL Draft out of Boise State, McNichols has also spent time with the Jaguars, Bears, Broncos, Colts, and 49ers, playing in five games and registering four carries for eight yards.
- His junior year at Boise State (2016), he finished with 1,709 rushing yards (third in Boise State single-season history) and 23 rushing touchdowns (fourth) on 314 attempts (second). McNichols also caught 37 passes for 474 yards and four touchdowns. His 27 total touchdowns ranked second in the nation and third all-time in a single season at Boise State, while his 2,255 all-purpose yards were the second-most in a season in Boise State history.

2021 Game Notes:

- **Against Indianapolis (9/26)**, totaled one reception for a 10-yard touchdown, two rushing attempts for six yards, and two kickoff returns for 31 yards. He caught a 10-yard touchdown pass from Ryan Tannehill in the fourth quarter. It was his first career touchdown reception (second overall touchdown).
- **At New York Jets (10/3)**, set career highs and led the team with eight receptions and 74 receiving yards. He added one rushing attempt for 11 yards to give him a career-high 85 scrimmage yards in the contest. He converted a third down with a career-long 27-yard reception on a screen pass in the first quarter. He also caught a short pass and gained 23 yards in the third quarter. His eight receptions were the most by a Titans running back since the nine by Dion Lewis against Philadelphia on Sept. 30, 2018, and his 74 receiving yards were the most by a Titans running back since Derrick Henry's 75 yards at Cleveland on Sept. 8, 2019.
- **At Jacksonville (10/10)**, converted a third down with a 25-yard reception in the first quarter. His game totals included two receptions for 26 yards and one rushing attempt for nine yards.
- **At Los Angeles (11/7)**, totaled 24 yards on seven rushing attempts and added 11 yards on three receptions.
- **At Pittsburgh (12/19)**, totaled 51 scrimmage yards, including 26 rushing yards on six carries and 25 yards on three receptions.
- **Against San Francisco (12/23)**, led the team with 31 rushing yards on seven attempts, including two carries for 10 yards during the game-winning drive in the fourth quarter. He helped set up a third-quarter touchdown with consecutive rushing attempts of five yards and 10 yards.

52 - C DANIEL MUNYER

6-1, 305, 4th Year, Colorado

- Munyer initially joined the Titans practice squad on Oct. 8, 2019 after previously spending time with the Kansas City Chiefs (2015-16), Arizona Cardinals (2016-2018) and Indianapolis Colts (2019).
- In 2021, he spent the first eight games on injured reserve and the remainder of the campaign on the practice squad. He was elevated for two games but did not see action.
- In 2020, he spent seven games on the Titans' 53-man roster and appeared in three games before being released on Nov. 7. On Nov. 10, he was re-signed to the practice squad, where he spent the remainder of the season. He was activated as a COVID-19 replacement for the team's wild card game but did not play.
- The 6-foot-1-inch, 305-pounder originally signed with Kansas City as a

rookie free agent following the 2015 NFL Draft.

- The Harbor City, Calif., native appeared in 16 total games with one start at right guard prior to joining the Titans.
- In four seasons at Colorado (2011-14), Munyer played in 43 games with 39 starts, including 36 consecutive starts over his final three seasons. Thirty of his starts came at right guard, and he made six starts at center.

70 - G JORDAN ROOS

6-3, 302, 3rd Year, Purdue

- Roos was signed by the Titans on Aug. 7, 2021 and later added to their practice squad on Sept. 1, 2021.
- In 2021, Roos spent the entire season on the Titans practice squad.
- Roos saw action in 14 games while with Seattle. He has also spent time with Las Vegas and New England.
- The Celina, Texas, native appeared in 47 games and registered 24 consecutive starts his final two years at Purdue University.

59 - OLB TUZAR SKIPPER

6-3, 246, 2nd Year, Toledo

- Skipper was re-signed by the Titans on Dec. 6, 2021 after a previous stint during the 2020 season and the 2021 offseason.
- In 2021, he was on the Titans practice squad for the final five games of the regular season and for the postseason.
- In 2020, he was signed by the Titans to the practice squad during Week 2. Although he spent the majority of the season on the practice squad, he appeared in four total games as either a standard elevation or a COVID-19 replacement and totaled five tackles with two starts at outside linebacker. He spent the final three weeks of the regular season on the practice squad/injured list before rejoining the practice squad for the week of the wild card playoff game.
- He originally signed as an undrafted free agent by the Pittsburgh Steelers following the 2019 NFL Draft. Skipper has also spent time with the New York Giants.
- In 2019, appeared in six games for the Giants and totaled two tackles, 0.5 sacks and a fumble recovery as a rookie.
- His first name is pronounced "TWO-zahr."

33 - RB JORDAN WILKINS

6-1, 212, 4th Year, Mississippi

- The Titans signed Jordan Wilkins to the team's practice squad on Dec. 8, 2021.
- In 2021, he was on the Titans practice squad for the final five games of the regular season and for the postseason. He played in one contest for the Titans (Jan. 9 at Houston) after appearing in four games earlier in the season with the Indianapolis Colts.
- Prior to joining the Titans, Wilkins appeared in 49 games with four starts during his four years with the Colts (2018-21) and recorded 195 rushes for 951 yards and four touchdowns.
- In 2020, he saw action in 15 games for the Colts and tallied 84 carries for 308 yards and one touchdown, 12 receptions for 105 yards and one kickoff return for three yards. He set a career high in carries (20) and rushing yards (89) while adding one touchdown against the Lions on Nov. 1, 2020.
- In 2019, Wilkins appeared in 14 games with one start and totaled 51 carries for 307 yards and two touchdowns.
- As a rookie with the Colts in 2018, he appeared in all 16 games with three starts and had 60 carries for 336 yards and one touchdown as well as 16 receptions for 85 yards.
- Wilkins originally entered the NFL as a fifth round (169th overall) selection by the Indianapolis Colts in the 2018 NFL Draft.
- The Cordova, Tenn., native played in 38 games with 14 starts at Ole Miss (2013-17). Wilkins totaled 279 rushing attempts for 1,751 yards and 14 touchdowns and 32 receptions for 322 yards and one touchdown for the Rebels.

MEDIA CONTACT INFORMATION

Titans Practice Facility/Training Camp Site:
Saint Thomas Sports Park
 460 Great Circle Road
 Nashville, TN 37228

Nissan Stadium:
One Titans Way
 Nashville, TN 37213

Media Resources:
www.TennesseeTitans.com/media

Phone:
(615) 565-4000 (main)
(615) 565-4100 (media relations)
(615) 565-4200 (ticket office)

Titans Media Relations:
 Robbie Bohren | **Senior Director of Communications**
rbohren@titans.nfl.com
 Dwight Spradlin | **Director of Media Relations**
dspradlin@titans.nfl.com
 Jared Puffer | **Media Relations Manager**
jpuffer@titans.nfl.com
 Kim Smith | **Media Relations Coordinator**
ksmith@titans.nfl.com
 Lucas Medeiros | **Media Relations Seasonal Assistant**
Lmedeiros@titans.nfl.com

TV RATINGS

2021 Titans television ratings in the Nashville market:

Date/Opp	Day/Time	Network	Rating/Share	HH (000)	Rank
9/12 vs Ari	Sun. noon	CBS	24.9/48	229	1
9/19 at Sea	Sun. 3:25 p.m.	CBS	29.4/48	270	1
9/26 vs. Ind	Sun. noon	CBS	24.0/49	207	1
10/3 at NYJ	Sun. noon	CBS	29.3/52	252	1
10/10 at Jax	Sun. noon	CBS	24.1/48	207	1
10/18 vs. Buf	Mon. 7:15 p.m.	ESPN/WZTV	29.9/48	257	1
10/24 vs. KC	Sun. noon	CBS	28.2/55	243	1
10/31 at Ind	Sun. noon	CBS	29.1/54	250	1
11/7 at LAR	Sun. 7:20 p.m.	NBC	26.8/44	231	1
11/14 vs. NO	Sun. noon	CBS	30.8/55	266	1
11/21 vs. Hou	Sun. noon	CBS	25.9/50	223	1
11/28 at NE	Sun. noon	CBS	25.8/48	222	1
12/12 vs. Jax	Sun. noon	CBS	25.5/49	220	1
12/19 at Pit	Sun. noon	CBS	24.7/49	213	1
12/23 vs. SF	Thu. 7:20 p.m.	NFLN/WZTV	24.7/44	213	1
1/2 vs. Mia	Sun. noon	CBS	29.5/54	254	1
1/9 at Hou	Sun. noon	CBS	26.1/55	293	1
2021 Regular Season Average			27.1/50	239	
Postseason					
1/22 vs. Cin	Sat. 3:30 p.m.	CBS	35.7/66	400	1

Note: One rating point is equal to 1,121 TV homes in the Nashville television market (as of Jan. 6, 2022)

Previous yearly Titans television ratings in the Nashville market (regular season only):

Season	Rtg/Shr	Season	Rtg/Shr	Season	Rtg/Shr
2020	25.8/47	2012	23.5/39	2004	26.5/48
2019	24.1/44	2011	27.7/46	2003	33.4/57
2018	22.7/39	2010	30.2/50	2002	26.8/49
2017	19.9/35	2009	30.9/50	2001	24.5/42
2016	22.0/38	2008	32.4/55	2000	29.1/50
2015	21.3/37	2007	28.6/49	1999	19.8/35
2014	20.7/36	2006	23.0/42		
2013	25.0/41	2005	21.8/42		

2021 NFL DIVISIONAL STANDINGS

AFC East	W	L	T	Pct	Home	Road	Conf	Div
y-Buffalo Bills	11	6	0	.647	6-3-0	5-3-0	7-5-0	5-1-0
x-New England Patriots	10	7	0	.588	4-5-0	6-2-0	8-4-0	3-3-0
Miami Dolphins	9	8	0	.529	6-3-0	3-5-0	6-6-0	4-2-0
New York Jets	4	13	0	.235	3-6-0	1-7-0	4-8-0	0-6-0

AFC North	W	L	T	Pct	Home	Road	Conf	Div
y-Cincinnati Bengals	10	7	0	.588	5-4-0	5-3-0	8-4-0	4-2-0
x-Pittsburgh Steelers	9	7	1	.559	6-2-1	3-5-0	7-5-0	4-2-0
Cleveland Browns	8	9	0	.471	6-3-0	2-6-0	5-7-0	3-3-0
Baltimore Ravens	8	9	0	.471	5-4-0	3-5-0	5-7-0	1-5-0

AFC South	W	L	T	Pct	Home	Road	Conf	Div
z-Tennessee Titans	12	5	0	.706	7-2-0	5-3-0	8-4-0	5-1-0
Indianapolis Colts	9	8	0	.529	4-5-0	5-3-0	7-5-0	3-3-0
Houston Texans	4	13	0	.235	2-7-0	2-6-0	4-8-0	3-3-0
Jacksonville Jaguars	3	14	0	.176	3-6-0	0-8-0	3-9-0	1-5-0

AFC West	W	L	T	Pct	Home	Road	Conf	Div
y-Kansas City Chiefs	12	5	0	.706	7-2-0	5-3-0	7-5-0	5-1-0
x-Las Vegas Raiders	10	7	0	.588	5-4-0	5-3-0	8-4-0	3-3-0
Los Angeles Chargers	9	8	0	.529	5-4-0	4-4-0	6-6-0	3-3-0
Denver Broncos	7	10	0	.412	4-5-0	3-5-0	3-9-0	1-5-0

NFC East	W	L	T	Pct	Home	Road	Conf	Div
y-Dallas Cowboys	12	5	0	.706	5-3-0	7-2-0	10-2-0	6-0-0
x-Philadelphia Eagles	9	8	0	.529	3-5-0	6-3-0	7-5-0	3-3-0
Washington Football Team	7	10	0	.412	3-5-0	4-5-0	6-6-0	2-4-0
New York Giants	4	13	0	.235	3-5-0	1-8-0	3-9-0	1-5-0

NFC North	W	L	T	Pct	Home	Road	Conf	Div
z-Green Bay Packers	13	4	0	.765	8-0-0	5-4-0	9-3-0	4-2-0
Minnesota Vikings	8	9	0	.471	5-3-0	3-6-0	6-6-0	4-2-0
Chicago Bears	6	11	0	.353	3-5-0	3-6-0	4-8-0	2-4-0
Detroit Lions	3	13	1	.206	3-5-0	0-8-1	3-9-0	2-4-0

NFC South	W	L	T	Pct	Home	Road	Conf	Div
y-Tampa Bay Buccaneers	13	4	0	.765	7-1-0	6-3-0	8-4-0	4-2-0
New Orleans Saints	9	8	0	.529	3-5-0	6-3-0	7-5-0	4-2-0
Atlanta Falcons	7	10	0	.412	2-6-0	5-4-0	4-8-0	2-4-0
Carolina Panthers	5	12	0	.294	2-6-0	3-6-0	3-9-0	2-4-0

NFC West	W	L	T	Pct	Home	Road	Conf	Div
y-Los Angeles Rams	12	5	0	.706	5-3-0	7-2-0	8-4-0	3-3-0
x-Arizona Cardinals	11	6	0	.647	3-5-0	8-1-0	7-5-0	4-2-0
x-San Francisco 49ers	10	7	0	.588	4-4-0	6-3-0	7-5-0	2-4-0
Seattle Seahawks	7	10	0	.412	3-5-0	4-5-0	4-8-0	3-3-0

x - Clinched Playoff Spot; y - Clinched Division; z - Clinched Home Field

TITANS OFFENSIVE AND DEFENSIVE RANKINGS BY THE WEEK AND BY THE SEASON

2021 Season Week	Opp.	NFL OFFENSE			AFC OFFENSE		
		Tot	Rush	Pass	Tot	Rush	Pass
1	Ari	29	19	27	14	9	14
2	at Sea	11	4	16T	7	3	7
3	Ind	15	4	20	8	3	10
4	at NYJ	10	4	22	6	3	9
5	at Jax	10	3	25	6	2	11
6	Buf	11	3	27	6	2	13
7	KC	11	3	26	6	2	13
8	at Ind	11	4	21	6	3	12
9	at LAR	15	4	26	9	3	15
10	NO	17	7	23	10	4	13
11	Hou	15	7	21	9	4	12
12	at NE	16	5	23	9	4	13
13	Bye	17	5	23	9	4	13
14	Jax	17	5	23	9	4	13
15	at Pit	18	5	25	10	4	14
16	SF	18	4	25	10	3	14
17	Mia	18	4	27	10	3	15
18	at Hou	17	5	24	9	4	13

2021 Season Week	Opp.	NFL DEFENSE			AFC DEFENSE		
		Tot	Rush	Pass	Tot	Rush	Pass
1	Ari	21	23	19	12	11	9
2	at Sea	23	13	27	13	8	14
3	Ind	15	12	18	9	7	10
4	at NYJ	17	8	23	10	5	13
5	at Jax	22	15	21	12	8	12
6	Buf	24	9T	24	12	6T	12
7	KC	22	9	23	10	6	11
8	at Ind	22	8	24	10	5	11
9	at LAR	19	8	24	9	5	12
10	NO	21	7	27	11	4	13
11	Hou	14	4	24	5	2	11
12	at NE	16	6	26	7	4	13
13	Bye	17	7	26	8	4	13
14	Jax	13	2	22	5	2	11
15	at Pit	9	2	19	5	2	11
16	SF	12	2	26	5	2	13
17	Mia	12	2	23	5	2	12
18	at Hou	12	2	25	5	2	12

Final regular season offensive rankings:

Year	Tot	Rush	Pass
Titans in 2021	17	5	24
Titans in 2020	2T	2	23
Titans in 2019	12	3	21
Titans in 2018	25	7	29
Titans in 2017	23	15	23
Titans in 2016	11	3	25
Titans in 2015	30	25	25T
Titans in 2014	29	26	22
Titans in 2013	22	14	21
Titans in 2012	26	21	22
Titans in 2011	17	31	12
Titans in 2010	27	17	25
Titans in 2009	12	2	23
Titans in 2008	21	7	27
Titans in 2007	21	5	27
Titans in 2006	27	5	30
Titans in 2005	17	23	9
Titans in 2004	11	14	10
Titans in 2003	8	26	5
Titans in 2002	17	11	20
Titans in 2001	8	12	8T
Titans in 2000	14	7	16
Titans in 1999	13	13	13T

Final regular season defensive rankings:

Year	Tot	Rush	Pass
Titans in 2021	12	2	25
Titans in 2020	28	19	29
Titans in 2019	21	12	24
Titans in 2018	8	18	6
Titans in 2017	13	4	25
Titans in 2016	20	2	30
Titans in 2015	12	18	7
Titans in 2014	27	31	15
Titans in 2013	14	20	11
Titans in 2012	27	24	26
Titans in 2011	18T	24	14
Titans in 2010	26	20	29
Titans in 2009	28	11T	31
Titans in 2008	7	6	9
Titans in 2007	5	5	10
Titans in 2006	32	30	27
Titans in 2005	19	22	17
Titans in 2004	27	18	26
Titans in 2003	12	1	30
Titans in 2002	10	2	25
Titans in 2001	25	5	31
Titans in 2000	1	3	1
Titans in 1999	17	10	25

2021 RECAP

DRAFT

TEAM NOTES

PLAYER NOTES

STATISTICS

ROSTERS

TENNESSEE TITANS OFFENSIVE AND DEFENSIVE STATS, 1999-2021 (REGULAR SEASON)

1999-2021 TITANS - OFFENSE

OFFENSE	2021	2020	2019	2018	2017	2016	2015	2014	2013	2012	2011	2010	2009	2008	2007	2006	2005	2004	2003	2002	2001	2000	1999
GAMES (Won-Lost)	12-5	11-5	9-7	9-7	9-7	9-7	3-13	2-14	7-9	6-10	9-7	6-10	8-8	13-3	10-6	8-8	4-12	5-11	12-4	11-5	7-9	13-3	13-3
FIRST DOWNS	362	381	317	289	290	322	298	258	311	260	281	252	288	268	306	261	279	308	310	312	288	299	294
Rushing	134	142	104	106	97	115	66	75	103	70	71	73	115	108	118	105	72	85	84	112	87	107	109
Passing	194	203	177	156	157	175	195	159	172	166	185	155	154	143	171	133	191	200	211	182	179	167	167
Penalty	34	36	36	27	36	32	37	24	36	24	25	24	19	17	17	23	16	23	15	18	22	25	18
YDS GAINED (tot)	5822	6343	5805	4,998	5,024	5,728	4,988	4,859	5,390	5,010	5,361	4,834	5,623	5,018	4,987	4,810	5,122	5,487	5,501	5,272	5,352	5,350	5,296
Avg per Game	342.5	396.4	362.8	312.4	314.0	358.0	311.8	303.7	336.9	313.1	335.1	302.1	351.4	313.6	311.7	300.6	320.1	342.9	343.8	329.5	334.5	334.4	331.0
RUSHING (net)	2404	2690	2223	2,023	1,833	2,187	1,485	1,447	1,894	1,687	1,438	1,727	2,592	2,199	2,109	2,214	1,525	1,871	1,623	1,952	1,794	2,085	1,811
Avg per Game	141.4	168.1	138.9	126.4	114.6	136.7	92.8	90.4	118.4	105.4	89.9	107.9	162.0	137.4	131.8	138.4	95.3	116.9	101.4	122.0	112.1	130.3	113.2
Rushes	551	521	445	454	443	476	371	356	462	378	376	406	499	508	543	469	397	420	486	511	468	546	459
Yards per Rush	4.4	5.2	5.0	4.5	4.1	4.6	4.0	4.1	4.1	4.5	3.8	4.3	5.2	4.3	3.9	4.7	3.8	4.5	3.3	3.8	3.8	3.8	3.9
PASSING (net)	3418	3653	3582	2,975	3,191	3,541	3,503	3,412	3,496	3,323	3,923	3,107	3,031	2,819	2,878	2,596	3,597	3,616	3,878	3,320	3,558	3,265	3,485
Avg per Game	201.1	228.3	223.9	185.9	199.4	221.3	218.9	213.3	218.5	207.7	245.2	194.2	189.4	176.2	179.9	162.3	224.8	226.0	242.4	207.5	222.4	204.1	217.8
Passes Att.	535	485	448	437	496	504	551	513	533	540	584	474	476	453	464	447	594	589	502	500	515	462	527
Completed	359	316	297	293	306	307	342	299	328	318	353	273	271	265	288	226	358	356	315	306	307	286	304
Pct Completed	67.1	65.2	66.3	67.0	61.7	60.9	62.1	58.3	61.5	58.9	60.4	57.6	56.9	58.5	62.1	50.6	60.3	60.4	62.7	61.2	59.6	61.9	57.7
Yards Gained	3745	3826	3956	3,255	3,394	3,720	3,893	3,738	3,710	3,577	4,113	3,278	3,104	2,902	3,077	2,748	3,797	3,933	4,031	3,441	3,867	3,430	3,622
Sacked	47	25	56	47	35	28	54	50	37	39	24	27	15	12	30	29	31	44	25	21	43	28	25
Yards Lost	327	173	374	280	203	179	390	326	214	254	190	171	73	83	199	152	200	317	153	121	309	165	137
Had intercepted	14	7	8	12	17	11	17	16	16	16	14	15	15	9	17	19	14	19	9	15	17	16	13
Yards Opp Ret	252	81	204	219	262	203	263	214	132	260	167	120	121	88	116	250	293	306	264	179	163	236	227
Opp TDs on Int	0	0	0	1	2	3	3	1	1	4	3	1	0	0	0	2	4	2	3	2	2	3	2
PUNTS	58	50	78	75	75	77	88	89	79	83	86	77	69	87	73	88	78	79	71	66	85	76	90
Avg Yards	44.3	45.1	47.1	46.4	49.7	44.2	47.4	46.3	42.9	46.4	43.6	42.9	43.4	42.8	41.9	42.7	43.2	42.9	43.9	41.3	42.0	40.8	42.5
PUNT RETURNS	30	23	22	27	36	30	38	30	31	31	47	27	33	34	42	37	45	40	37	28	36	53	40
Avg Return	9.8	9.0	7.7	8.8	8.5	7.9	8.1	6.9	7.7	15.3	10.4	12.2	6.7	9.7	8.7	12.6	9.3	4.3	11.6	7.8	7.8	12.7	9.0
Returned for TD	0	0	0	0	0	0	0	0	0	3	1	1	0	0	0	3	1	0	1	0	0	1	1
KICKOFF RETURNS	40	38	30	23	28	33	33	48	44	63	32	64	69	52	52	79	70	79	68	50	71	47	56
Avg Return	19.5	20.2	21.3	32.0	22.1	19.1	20.6	23.4	24.9	23.6	26.0	24.3	20.5	25.4	21.1	23.2	24.2	19.7	19.1	19.6	19.9	26.1	18.6
Returned for TD	0	1	0	1	0	0	0	0	0	1	1	1	0	0	0	0	0	0	0	0	1	0	0
PENALTIES	103	86	99	82	85	110	93	111	101	106	104	128	98	108	101	94	125	110	110	112	119	107	114
Yards Penalized	973	783	932	727	785	1,012	779	961	900	847	960	1,040	821	855	773	803	1,002	923	887	891	1,025	870	1,069
FUMBLES BY	25	15	21	18	10	17	25	23	27	21	17	22	27	18	32	29	27	33	24	20	18	24	17
Fumbles Lost	11	5	9	6	8	7	16	10	9	12	8	14	16	8	17	7	12	12	12	10	11	14	9
Opp Fumbles	21	21	16	14	23	12	16	7	24	15	20	25	20	28	26	19	20	22	21	22	21	39	39
Opp Fum Lost	6	8	9	6	9	6	8	4	12	5	12	8	7	11	12	11	11	12	13	11	11	13	24
POSS. TIME (avg)	32:40	28:28	28:31	29:28	29:51	30:32	29:25	27:31	30:00	27:18	27:52	25:54	28:27	29:09	31:38	27:17	31:13	31:40	32:52	32:47	31:29	33:48	31:30
TOUCHDOWNS	49	62	54	34	33	46	37	28	41	36	34	40	39	41	28	36	33	41	48	42	39	38	46
Rushing	23	26	21	15	18	16	10	6	16	10	8	13	19	24	17	15	8	12	11	16	12	14	19
Passing	22	33	29	16	14	29	25	20	22	17	22	24	16	13	9	13	20	27	30	22	23	18	23
Returns	4	3	4	3	1	1	2	2	3	9	4	3	4	4	2	8	5	2	7	4	4	6	4
EXTRA-PT KICKS	43/47	51/53	50/52	28/31	31/33	39/41	29/31	27/27	41/41	35/35	34/34	38/38	37/37	40/40	28/28	32/32	30/32	39/39	43/44	36/36	34/35	37/38	43/43
2-PT CONVERSIONS	2/2	4/7	1/2	0/1	0/0	0/5	3/5	0/1	0/0	1/1	0/0	1/2	1/2	1/1	0/0	3/3	0/1	1/2	3/4	2/6	3/4	0/0	1/3
FIELD GOALS/FGA	26/32	20/28	8/18	26/30	35/42	22/24	14/16	19/22	25/29	25/31	29/32	24/26	27/32	29/33	35/39	22/28	23/29	19/27	32/37	25/31	20/28	27/33	21/25
POINTS SCORED	419	491	402	310	334	381	299	254	362	330	325	356	354	375	301	324	299	344	435	367	336	346	392
TURNOVER DIFF.	-3	+11	+6	-1	-4	0	-14	-10	0	-4	+1	-4	-4	+14	0	+2	-6	-1	+13	+4	-4	0	+19

1999-2021 TITANS - DEFENSE

DEFENSE	2021	2020	2019	2018	2017	2016	2015	2014	2013	2012	2011	2010	2009	2008	2007	2006	2005	2004	2003	2002	2001	2000	1999
POINTS ALLOWED	354	439	331	303	356	378	423	438	381	471	317	339	402	234	297	400	421	439	324	324	388	191	324
OPP FIRST DOWNS	331	391	335	298	323	324	317	357	329	358	324	356	323	276	268	329	294	318	275	297	300	215	300
Rushing	90	113	95	98	68	70	101	119	108	122	111	107	89	81	80	121	89	99	79	75	79	62	81
Passing	204	247	213	182	231	227	192	211	191	210	187	214	210	166	165	181	180	189	167	197	192	134	193
Penalty	37	31	27	18	24	27	24	27	30	26	26	35	24	29	23	27	25	30	29	25	29	19	26
OPP YARDS GAINED	5607	6																					

2021 TENNESSEE TITANS REGULAR SEASON STATISTICS

Won 12, Lost 5

Date	W-L	Score	OT	Opponent	Attendance
09/12	L	13-38		Arizona	67,216
09/19	W	33-30	OT	at Seattle	68,585
09/26	W	25-16		Indianapolis	67,914
10/03	L	24-27	OT	at N.Y. Jets	70,232
10/10	W	37-19		at Jacksonville	58,282
10/18	W	34-31		Buffalo	69,419
10/24	W	27-3		Kansas City	69,484
10/31	W	34-31	OT	at Indianapolis	59,175
11/07	W	28-16		at L.A. Rams	71,785
11/14	W	23-21		New Orleans	69,414
11/21	L	13-22		Houston	67,395
11/28	L	13-36		at New England	65,878
12/12	W	20-0		Jacksonville	67,808
12/19	L	13-19		at Pittsburgh	59,521
12/23	W	20-17		San Francisco	69,361
01/02	W	34-3		Miami	69,091
01/09	W	28-25		at Houston	66,722

Statistic	Tenn.	Opp.
Total First Downs	362	331
Rushing	134	90
Passing	194	204
Penalty	34	37
3rd Down: Made/Att	103/236	77/210
3rd Down Pct.	43.6	36.7
4th Down: Made/Att	15/24	14/24
4th Down Pct.	62.5	58.3
Possession Avg.	32:40	27:20
Total Net Yards	5,822	5,607
Avg. Per Game	342.5	329.8
Total Plays	1133	1039
Avg. Per Play	5.1	5.4
Net Yards Rushing	2,404	1,438
Avg. Per Game	141.4	84.6
Total Rushes	551	368
Net Yards Passing	3,418	4,169
Avg. Per Game	201.1	245.2
Sacked/Yards Lost	47/327	43/316
Gross Yards	3745	4485
Att./Completions	535/359	628/395
Completion Pct.	67.1	62.9
Had Intercepted	14	16
Punts/Average	58/44.3	67/44.6
Net Punting Avg.	58/39.8	67/38.7
Penalties/Yards	103/973	118/1,070
Fumbles/Ball Lost	25/11	21/6
Touchdowns	49	38
Rushing	23	14
Passing	22	24
Returns	4	0

Score By Periods	Q1	Q2	Q3	Q4	OT	PTS
Team	61	167	65	120	6	419
Opponents	56	112	84	99	3	354

Scoring	TD	Rush	Rec	Ret	K-PAT	FG	S	PTS
Bullock	0	0	0	0	42/45	26/31	0	120
Henry	10	10	0	0	0	0	0	62
Tannehill	7	7	0	0	0	0	0	42
A.J. Brown	5	0	5	0	0	0	0	30
Westbrook-Ikhine	4	0	4	0	0	0	0	24
Pruitt	3	0	3	0	0	0	0	20
Firkser	3	0	2	1c	0	0	0	18
Foreman	3	3	0	0	0	0	0	18
Swaim	3	0	3	0	0	0	0	18
Byard	2	0	0	2a	0	0	0	12
Hilliard	2	2	0	0	0	0	0	12
Batson	1	0	1	0	0	0	0	6
Fitzpatrick	1	0	1	0	0	0	0	6
Ju. Jones	1	0	1	0	0	0	0	6
McNichols	1	0	1	0	0	0	0	6
Molden	1	0	0	1b	0	0	0	6
Peterson	1	1	0	0	0	0	0	6
Rogers	1	0	1	0	0	0	0	6
Badgley	0	0	0	0	1/2	0/1	0	1
Team	49	23	22	4	43/47	26/32	0	419
Opponents	38	14	24	0	29/34	31/38	0	354

a - 30-yd fumble return at Jax, 10/10, and 24-yard interception return at LAR, 11/7; b - 2-yd interception return at Ind, 10/31; c - fumble recovery in end zone vs. Hou, 11/21

2-Pt Conv: Henry, Pruitt, TM 2-2; **OP 2-4**
Sacks: Landry 12, Autry 9, Simmons 8.5, Dupree 3, Adeniyi 2.5, N. Jones 2.5, Peko 2, Roberson 1.5, Byard 1, (group) 1, TM 43, OPP 47

FUM/Lost: Tannehill 10/4, Rogers 4/1, Firkser 2/1, Foreman 2/1, Hilliard 2/1, Blasingame 1/1, Brewer 1/0, Henry 1/0, McMath 1/1, Westbrook-Ikhine 1/1

Bullock: () (33G,30G,24G,44N,36G) (32G) (44G,46G,36G,49N) (34G) (43G,38G) (34G,51G) (46G,44G) () (28G,36G,36G) () (44N) (47N,44G,29G) (26G,32G) (38G,44G) (23G,44G) (42N)
TM: (46N) (33G,30G,24G,44N,36G) (32G) (44G,46G,36G,49N) (34G) (43G,38G) (34G,51G) (46G,44G) () (28G,36G,36G) () (44N) (47N,44G,29G) (26G,32G) (38G,44G) (23G,44G) (42N)
OPP: (34G,43N) (31G) (43G,28G,24G,51N) (27G,22G) (53N) (24G,28G,52G) (42G,57N) (34G) (34G,22G,54G) (20G) (43G,24G,37G) (22G,37G,44G,53N,28G,52G) () (36G,56N,28G,46G,48G) (48G) (39G,53N) (31G)

Passing	Att	Cmp	Yds	Cmp%	Yds/Att	TD	TD%	Int	Int%	Long	Sack/Lost	Rating
Tannehill	531	357	3,734	67.2	7.03	21	4.0	14	2.6	57t	47/327	89.6
A.J. Brown	2	0	0	0.0	0.00	0	0.0	0	0.0	---	0/0	39.6
M. Farley	1	1	6	100.0	6.00	0	0.0	0	0.0	6	0/0	91.7
Henry	1	1	5	100.0	5.00	1	100.0	0	0.0	5t	0/0	127.1
Team	535	359	3,745	67.1	7.00	22	4.1	14	2.6	57t	47/327	90.0
Opponents	628	395	4,485	62.9	7.14	24	3.8	16	2.5	68t	43/316	86.4

Rushing	No.	Yds	Avg	Long	TD
Henry	219	937	4.3	76t	10
Foreman	133	566	4.3	35	3
Hilliard	56	350	6.3	68t	2
Tannehill	55	270	4.9	28	7
McNichols	41	156	3.8	14	0
Peterson	27	82	3.0	16	1
Batson	2	15	7.5	11	0
A.J. Brown	2	10	5.0	7	0
Rogers	1	9	9.0	9	0
D. Evans	2	7	3.5	5	0
Blasingame	3	6	2.0	3	0
Sargent	2	4	2.0	2	0
M. Johnson	2	-2	-1.0	5	0
Woodside	6	-6	-1.0	-1	0
Team	551	2,404	4.4	76t	23
Opponents	368	1,438	3.9	58	14

Receiving	No.	Yds	Avg	Long	TD
A.J. Brown	63	869	13.8	57t	5
Westbrook-Ikhine	38	476	12.5	46	4
Firkser	34	291	8.6	24	2
Ju. Jones	31	434	14.0	51	1
Swaim	31	210	6.8	26	3
Rogers	30	301	10.0	39	1
McNichols	28	240	8.6	27	1
Hilliard	19	87	4.6	28	0
Henry	18	154	8.6	16	0
Pruitt	14	145	10.4	22	3
Reynolds	10	90	9.0	12	0
M. Johnson	9	160	17.8	50	0
Foreman	9	123	13.7	39	0
Fitzpatrick	5	49	9.8	18t	1
Hollister	4	33	8.3	14	0
Peterson	4	8	2.0	5	0
Hudson	3	31	10.3	14	0
Batson	2	15	7.5	13	1
D. Evans	2	11	5.5	6	0
McMath	2	8	4.0	9	0
Blasingame	2	4	2.0	5	0
Hooker	1	6	6.0	6	0
Team	359	3,745	10.4	57t	22
Opponents	395	4,485	11.4	68t	24

Interceptions	No.	Yds	Avg	Long	TD
Byard	5	66	13.2	24t	1
Fulton	2	13	6.5	13	0
Long	2	6	3.0	6	0
R. Evans	2	1	0.5	1	0
Hooker	1	21	21.0	21	0
Skrine	1	17	17.0	17	0
J. Brown	1	2	2.0	2	0
Molden	1	2	2.0	2t	1
Jenkins	1	0	0.0	0	0
Team	16	128	8.0	24t	2
Opponents	14	252	18.0	82	0

Punting	No.	Yds	Avg	Net	TB	In	Lg	B
Kern	47	2,105	44.8	40.4	1	18	59	0
Townsend	11	465	42.3	37.0	1	2	63	0
Team	58	2,570	44.3	39.8	2	20	63	0
Opponents	67	2,986	44.6	38.7	5	27	66	0

Punt Returns	Ret	FC	Yds	Avg	Long	TD
Rogers	30	20	293	9.8	55	0
Kinsey	0	1	0	---	---	0
Team	30	21	293	9.8	55	0
Opponents	22	16	223	10.1	18	0

Kickoff Returns	No.	Yds	Avg	Long	TD
Rogers	14	282	20.1	37	0
M. Johnson	9	179	19.9	31	0
Hilliard	8	177	22.1	26	0
Batson	5	80	16.0	20	0
McNichols	2	31	15.5	16	0
Blasingame	1	12	12.0	12	0
D. Evans	1	17	17.0	17	0
Team	40	778	19.5	37	0
Opponents	40	812	20.3	37	0

Field Goals	1-19	20-29	30-39	40-49	50+
Bullock	0/0	5/5	12/12	8/13	1/1
Badgley	0/0	0/0	0/0	0/1	0/0
Team	0/0	5/5	12/12	8/14	1/1
Opponents	0/0	12/12	9/9	7/8	3/9

2021 RECAP

DRAFT

TEAM NOTES

PLAYER NOTES

STATISTICS

ROSTERS

2021 TENNESSEE TITANS REGULAR SEASON DEFENSIVE STATISTICS

PLAYER	TACKLES			SACKS		QB		INTERCEPTIONS					FUMBLES		
	Tot	Solo	Asst	Sk	Yds	QB	TFL	No	Yds	Lg	TD	PD	FF	FR	Yds
Byard, Kevin	88	57	31	1.0	11.0	2	1	5	66	24t	1	13	2	1	30t
Landry III, Harold	75	52	23	12.0	80.0	49	14	0	0	0	0	0	1	0	0
Long Jr., David	75	46	29	0.0	0.0	6	4	2	6	6	0	6	0	0	0
Hooker, Amani	62	38	24	0.0	0.0	0	1	1	21	21	0	4	1	0	0
Molden, Elijah	60	42	18	0.0	0.0	6	3	1	2	2t	1	4	1	1	0
Evans, Rashaan	57	35	22	0.0	0.0	1	3	2	1	1	0	2	1	1	0
Jenkins, Jackrabbit	55	39	16	0.0	0.0	0	0	1	0	0	0	6	1	0	0
Brown, Jayon	55	36	19	0.0	0.0	0	0	1	2	2	0	2	0	0	0
Simmons, Jeffery	54	42	12	8.5	64.5	58	12	0	0	0	0	6	0	0	0
Fulton, Kristian	40	30	10	0.0	0.0	0	0	2	13	13	0	14	0	0	0
Cruikshank, Dane	38	27	11	0.0	0.0	1	0	0	0	0	0	1	0	0	0
Jackson, Chris	33	28	5	0.0	0.0	2	1	0	0	0	0	4	0	0	0
Autry, Denico	32	25	7	9.0	60.5	44	10	0	0	0	0	6	0	0	0
Rice, Monty	30	15	15	0.0	0.0	0	0	0	0	0	0	1	0	0	0
Jones, Naquan	29	18	11	2.5	17.0	4	4	0	0	0	0	2	0	0	0
Cunningham, Zach	25	18	7	0.0	0.0	0	3	0	0	0	0	0	0	0	0
Dupree, Bud	17	13	4	3.0	23.0	15	2	0	0	0	0	1	1	0	0
Skrine, Buster	17	11	6	0.0	0.0	0	0	1	17	17	0	3	0	0	0
Tart, Teair	16	10	6	0.0	0.0	3	2	0	0	0	0	0	0	0	0
Adeniyi, Ola	11	8	3	2.5	23.0	20	2	0	0	0	0	1	0	0	0
Mabin, Greg	10	9	1	0.0	0.0	0	0	0	0	0	0	1	0	0	0
Peko, Kyle	10	7	3	2.0	5.0	5	2	0	0	0	0	0	1	0	0
Roberson, Derick	10	6	4	1.5	25.0	4	3	0	0	0	0	0	0	0	0
Murchison, Larrell	8	4	4	0.0	0.0	1	1	0	0	0	0	0	0	0	0
Jones, Chris	6	5	1	0.0	0.0	0	0	0	0	0	0	1	0	0	0
Simon, John	6	4	2	0.0	0.0	0	0	0	0	0	0	0	0	0	0
Cole, Dylan	6	2	4	0.0	0.0	1	1	0	0	0	0	1	0	0	0
Farley, Matthias	5	4	1	0.0	0.0	0	0	0	0	0	0	0	1	1	0
Farley, Caleb	4	4	0	0.0	0.0	0	0	0	0	0	0	1	0	0	0
Borders, Breon	4	3	1	0.0	0.0	0	0	0	0	0	0	2	0	0	0
Dzubnar, Nick	4	1	3	0.0	0.0	0	0	0	0	0	0	0	0	0	0
McDougald, Bradley	3	3	0	0.0	0.0	0	0	0	0	0	0	0	0	0	0
Strong, Kevin	3	1	2	0.0	0.0	0	0	0	0	0	0	0	0	0	0
Ankou, Eli	3	0	3	0.0	0.0	0	0	0	0	0	0	0	0	0	0
Weaver, Rashad	2	0	2	0.0	0.0	0	0	0	0	0	0	0	0	0	0
Bledsoe, Amani	1	1	0	0.0	0.0	1	0	0	0	0	0	1	0	0	0
Brown, A.J.	1	1	0	0.0	0.0	0	0	0	0	0	0	0	0	0	0
Jones, Joe	1	0	1	0.0	0.0	2	0	0	0	0	0	0	0	0	0
Reid, Caraur	0	0	0	0.0	0.0	1	0	0	0	0	0	0	0	0	0
Total	956	645	311	42.0	309.0	226	69	16	128	24t	2	83	10	4	30t

TITANS SPECIAL TEAMS STATISTICS

PLAYER	TACKLES			FUMBLES		BLOCKS		
	Tot	Solo	Asst	FF	FR	PAT	FG	PUNT
Farley, Matthias	11	8	3	0	0	0	0	0
Dzubnar, Nick	11	5	6	0	0	0	0	0
Cole, Dylan	10	8	2	1	0	0	0	0
Adeniyi, Ola	10	6	4	0	0	0	0	0
Rice, Monty	6	2	4	0	0	0	0	0
Cruikshank, Dane	5	3	2	1	0	0	0	0
Jones, Joe	5	2	3	0	0	0	0	0
McMath, Racey	4	0	4	0	0	0	0	0
Westbrook-Ikhine, Nick	3	1	2	0	0	0	0	0
Blasingame, Khari	2	2	0	0	0	0	0	0
Carter, Tory	2	2	0	0	1	0	0	0
Molden, Elijah	2	1	1	0	0	0	0	0
Borders, Breon	1	1	0	0	0	0	0	0
Cox, Morgan	1	1	0	0	0	0	0	0
Cunningham, Zach	1	1	0	0	0	0	0	0
Jackson, Chris	1	1	0	0	0	0	0	0
Johnson, Marcus	1	1	0	0	0	0	0	0
Townsend, Johnny	1	1	0	0	0	0	0	0
Jones, Chris	1	0	1	0	0	0	0	0
Pruitt, MyCole	1	0	1	0	0	0	0	0
Roberson, Derick	1	0	1	0	0	0	0	0
Autry, Denico	0	0	0	0	0	0	1	0
Rogers, Chester	0	0	0	0	3	0	0	0
TEAM TOTALS:	80	46	34	2	4	0	1	0

MISCELLANEOUS STATISTICS

PLAYER	TACKLES			FUMBLES	
	Tot	Solo	Asst	FF	FR
Hilliard, Dontrell	3	2	1	0	1
Tannehill, Ryan	3	2	1	0	1
Brown, A.J.	2	2	0	0	1
Jones, Julio	2	2	0	0	0
Quessenberry, David	2	2	0	1	0
Swaim, Geoff	2	2	0	0	0
Davis, Nate	1	1	0	0	0
Firkser, Anthony	1	1	0	0	3
Fitzpatrick, Dez	1	1	0	0	0
McMath, Racey	1	1	0	0	0
McNichols, Jeremy	1	1	0	0	0
Radunz, Dillon	1	1	0	0	0
Brewer, Aaron	0	0	0	0	1
Foreman, D'Onta	0	0	0	0	1
Henry, Derrick	0	0	0	0	1
Jones, Ben	0	0	0	0	1
Lewan, Taylor	0	0	0	0	1
Peterson, Adrian	0	0	0	0	1
TEAM TOTALS:	20	18	2	1	12

Legend:		
Tot Total Tackles	Int Interceptions	
Solo Unassisted Tackles	Yds Interception Return Yards	
Asst Assisted Tackles	TD Interceptions Return Touchdowns	
Sk Quarterback Sacks	PD Passes Defensed	
Yds Yards Lost on Sack	FF Forced Fumble	
QB Quarterback Pressure	FR Fumble Recoveries	
TFL Tackle for Loss	Yds Yards on Fumble Returns	

2021 RECAP

DRAFT

TEAM NOTES

PLAYER NOTES

STATISTICS

ROSTERS

2021 TENNESSEE TITANS POSTSEASON STATISTICS

Won 0, Lost 1

Date	W-L	Score	OT	Opponent	Attendance
01/22	L	16-19		Cincinnati	69,242

Statistic	Tenn.	Opp.
Total First Downs	16	17
Rushing	7	4
Passing	9	13
Penalty	0	0
3rd Down: Made/Att	1/8	7/15
3rd Down Pct.	12.5	46.7
4th Down: Made/Att	0/1	0/0
4th Down Pct.	0.0	0.0
Possession Avg.	26:35	33:25
Total Net Yards	353	345
Avg. Per Game	353.0	345.0
Total Plays	52	64
Avg. Per Play	6.8	5.4
Net Yards Rushing	140	65
Avg. Per Game	140.0	65.0
Total Rushes	27	18
Net Yards Passing	213	280
Avg. Per Game	213.0	280.0
Sacked/Yards Lost	1/7	9/68
Gross Yards	220	348
Att./Completions	24/15	37/28
Completion Pct.	62.5	75.7
Had Intercepted	3	1
Punts/Average	4/41.5	5/40.6
Net Punting Avg.	4/41.5	5/39.6
Penalties/Yards	2/15	6/46
Fumbles/Ball Lost	0/0	0/0
Touchdowns	2	1
Rushing	1	1
Passing	1	0
Returns	0	0

Score By Periods	Q1	Q2	Q3	Q4	OT	PTS
Team	0	6	10	0	0	16
Opponents	6	3	7	3	0	19

Scoring	TD	Rush	Rec	Ret	K-PAT	FG	S	PTS
A.J. Brown	1	0	1	0			0	6
Henry	1	1	0	0			0	6
Bullock	0	0	0	0	1/1	1/1	0	4
Team	2	1	1	0	1/1	1/1	0	16
Opponents	1	1	0	0	1/1	4/4	0	19

2-Pt Conv: TM 0-1, OPP 0-0

Sacks: Simmons 3, Autry 1.5, Landry 1.5, Dupree 1, Long 1, N. Jones 0.5, Peko 0.5, TM 9, OPP 1
FUM/Lost: 0/0

Passing	Att	Cmp	Yds	Cmp%	Yds/Att	TD	TD%	Int	Int%	Long	Sack/Lost	Rating
Tannehill	24	15	220	62.5	9.17	1	4.2	3	12.5	41	1/7	66.7
Team	24	15	220	62.5	9.17	1	4.2	3	12.5	41	1/7	66.7
Opponents	37	28	348	75.7	9.41	0	0.0	1	2.7	57	9/68	93.1

Rushing	No.	Yds	Avg	Long	TD
Foreman	4	66	16.5	45	0
Henry	20	62	3.1	9	1
Tannehill	3	12	4.0	8	0
Team	27	140	5.2	45	1
Opponents	18	65	3.6	16t	1

Receiving	No.	Yds	Avg	Long	TD
Ju. Jones	6	62	10.3	16	0
A.J. Brown	5	142	28.4	41	1
Hilliard	3	13	4.3	5	0
Rogers	1	3	3.0	3	0
Team	15	220	14.7	41	1
Opponents	28	348	12.4	57	0

Interceptions	No.	Yds	Avg	Long	TD
Hooker	1	15	15.0	15	0
Team	1	15	15.0	15	0
Opponents	3	19	6.3	19	0

Punting	No.	Yds	Avg	Net	TB	In	Lg	B
Kern	4	166	41.5	41.5	0	3	50	0
Team	4	166	41.5	41.5	0	3	50	0
Opponents	5	203	40.6	39.6	0	2	48	0

Punt Returns	Ret	FC	Yds	Avg	Long	TD
Rogers	3	2	5	1.7	5	0
Team	3	2	5	1.7	5	0
Opponents	0	3	0	---	---	0

Kickoff Returns	No.	Yds	Avg	Long	TD
Hilliard	1	26	26.0	26	0
Team	1	26	26.0	26	0
Opponents	3	82	27.3	32	0

Field Goals	1-19	20-29	30-39	40-49	50+
Bullock	0/0	0/0	1/1	0/0	0/0
Team	0/0	0/0	1/1	0/0	0/0
Opponents	0/0	0/0	1/1	1/1	2/2

Bullock: (34G)
 TM: (34G)
 OPP: (38G,45G,54G,52G)

2021 RECAP

DRAFT

TEAM NOTES

PLAYER NOTES

STATISTICS

ROSTERS

2021 TENNESSEE TITANS POSTSEASON DEFENSIVE STATISTICS

PLAYER	TACKLES			SACKS		QBP	TFL	INTERCEPTIONS				FUMBLES					
	Tot	Solo	Asst	Sk	Yds			No	Yds	Lg	TD	PD	FF	FR	Yds		
Cunningham, Zach	10	8	2	0.0	0.0	0	1	0	0	0	0	0	0	0	0	0	0
Simmons, Jeffery	8	7	1	3.0	28.0	3	3	0	0	0	0	0	0	0	0	0	0
Long Jr., David	8	6	2	1.0	0.0	1	1	0	0	0	0	0	0	0	0	0	0
Hooker, Amani	7	4	3	0.0	0.0	0	0	1	15	15	0	2	0	0	0	0	0
Fulton, Kristian	6	4	2	0.0	0.0	0	0	0	0	0	0	0	0	0	0	0	0
Landry III, Harold	6	3	3	1.5	11.5	5	1	0	0	0	0	0	0	0	0	0	0
Cruikshank, Dane	4	3	1	0.0	0.0	0	0	0	0	0	0	0	0	0	0	0	0
Byard, Kevin	3	3	0	0.0	0.0	0	0	0	0	0	0	0	0	0	0	0	0
Autry, Denico	3	1	2	1.5	7.5	5	1	0	0	0	0	1	0	0	0	0	0
Dupree, Bud	2	2	0	1.0	16.0	2	1	0	0	0	0	0	0	0	0	0	0
Brown, Jayon	2	1	1	0.0	0.0	1	0	0	0	0	0	0	0	0	0	0	0
Jenkins, Jackrabbit	2	1	1	0.0	0.0	0	0	0	0	0	0	1	0	0	0	0	0
Jones, Naquan	2	0	2	0.5	1.5	2	0	0	0	0	0	0	0	0	0	0	0
Molden, Elijah	2	0	2	0.0	0.0	0	0	0	0	0	0	0	0	0	0	0	0
Peko, Kyle	2	0	2	0.5	3.5	1	0	0	0	0	0	0	0	0	0	0	0
Jackson, Chris	1	1	0	0.0	0.0	0	0	0	0	0	0	0	0	0	0	0	0
Skrine, Buster	1	1	0	0.0	0.0	0	0	0	0	0	0	0	0	0	0	0	0
Total	69	45	24	9.0	68.0	20	8	1	15	15	0	4	0	0	0	0	0

POSTSEASON SPECIAL TEAMS STATISTICS

PLAYER	TACKLES			FUMBLES		BLOCKS		
	Tot	Solo	Asst	FF	FR	PAT	FG	PUNT
Farley, Matthias	1	1	0	0	0	0	0	0
Hooker, Amani	1	1	0	0	0	0	0	0
Jackson, Chris	1	1	0	0	0	0	0	0
TEAM TOTALS:	3	3	0	0	0	0	0	0

POSTSEASON MISC. STATISTICS

PLAYER	TACKLES			FUMBLES	
	Tot	Solo	Asst	FF	FR
Firkser, Anthony	1	1	0	0	0
Jones, Julio	1	1	0	0	0
Tannehill, Ryan	1	1	0	0	0
TEAM TOTALS:	3	3	0	0	0

Legend:	
Tot	Total Tackles
Solo	Unassisted Tackles
Asst	Assisted Tackles
Sk	Quarterback Sacks
Yds	Yards Lost on Sack
QBP	Quarterback Pressure
TFL	Tackle for Loss
Int	Interceptions
Yds	Interception Return Yards
TD	Interceptions Return Touchdowns
PD	Passes Defensed
FF	Forced Fumble
FR	Fumble Recoveries
Yds	Yards on Fumble Returns

REGULAR SEASON: THE LAST TIME THE TENNESSEE TITANS ...

GAMES WON

WON BY SCORING IN THE LAST TWO MINUTES OF REGULATION

By Titans—Randy Bullock 44-yard FG (0:04 remaining) vs. San Francisco, 12/23/21 (W)

By Opponents—Stephen Hauschka 46-yard field goal (0:00 remaining), at Buffalo, 10/7/18 (L)

WON OVERTIME GAME

By Titans—Tennessee 34, at Indianapolis 31, 10/31/21 (W)

By Opponents—at N.Y. Jets 27, Tennessee 24, 10/3/21 (L)

WON BY 20 OR MORE POINTS

By Titans—at Tennessee 34, Miami 3, 1/2/22 (W)

By Opponents—Tennessee 13, at New England 36, 11/28/21 (L)

WON BY SHUTOUT

By Titans—at Tennessee 20, Jacksonville 0, 12/12/21 (W)

By Opponents—at Denver 16, Tennessee 0, 10/13/19 (L)

TEAM SCORING

SCORED 50 POINTS

By Titans—*Never in Titans era (since 1999)*

By Oilers—Houston 58, vs. Cleveland 14, 12/9/90 (W)

By Opponents—at Houston 57, Tennessee 14, 10/1/17 (L)

SCORED 40 POINTS

By Titans—at Houston 38, Tennessee 41, 1/3/21 (W)

By Opponents—Tennessee 14, at Green Bay 40, 12/27/20 (L)

SCORED 20 POINTS IN A QUARTER

By Titans—21 points in second quarter, at Houston, 1/9/22 (W)

By Opponents—21 points in second quarter, at Seattle, 9/19/21 (W)

SCORED 30 POINTS IN A HALF

By Titans—35 points in first half, at Indianapolis, 11/29/20 (W)

By Opponents—38 points in first half, vs. Cleveland, 12/6/20 (L)

SCORED TOUCHDOWNS ON OFFENSE, DEFENSE AND SPECIAL TEAMS

By Titans—One rushing, two interception returns, two punt returns, vs. Jacksonville, 12/30/12 (W)

By Opponents—Four passing, one interception return, two punt returns, at Oakland, 9/29/02 (L)

SCORED A TOUCHDOWN ON FIRST OFFENSIVE POSSESSION

By Titans—D'Onta Foreman 5-yard run, vs. Jacksonville, 12/12/21 (W)

By Opponents—Jeff Wilson Jr. 1-yard run, vs. San Francisco, 12/23/21 (W)

TEAM YARDAGE TOTALS

500 TOTAL NET YARDS

By Titans—at Seattle (532 yards), 9/19/21 (W)

By Opponents—vs. Kansas City (530 yards), 11/10/19 (W)

400 TOTAL NET YARDS

By Titans—at Houston (405 yards), 1/9/22 (W)

By Opponents—vs. Buffalo (417 yards), 10/18/21 (W)

TEAM DEFENSE

HELD OPPONENT WITHOUT A TOUCHDOWN

By Titans—at Tennessee 34, Miami 3, 1/2/22 (W)

By Opponents—at Denver 16, Tennessee 0, 10/13/19 (L)

HELD OPPONENT TO 200 OR FEWER NET YARDS OF OFFENSE

By Titans—at Pittsburgh (168 yards), 12/19/21 (L)

By Opponents—at L.A. Rams (194 net yards), 11/7/21 (W)

HELD OPPONENT TO 50 OR FEWER YARDS RUSHING

By Titans—at Pittsburgh (35 yards), 12/19/21 (L)

By Opponents—at Denver (39 yards), 10/13/19 (L)

HELD OPPONENT TO 100 OR FEWER NET YARDS PASSING

By Titans—at Miami (78 net yards), 10/8/17 (L)

By Opponents—at New England (85 net yards), 11/28/21 (L)

SEVEN OR MORE SACKS BY TEAM

By Titans—at Arizona (8 sacks), 12/10/17 (L)

By Opponents—at N.Y. Jets (7 sacks), 10/3/21 (L)

SIX OR MORE SACKS BY TEAM

By Titans—at Arizona (8 sacks), 12/10/17 (L)

By Opponents—at N.Y. Jets (7 sacks), 10/3/21 (L)

FIVE OR MORE SACKS BY TEAM

By Titans—at L.A. Rams (5 sacks), 11/7/21 (W)

By Opponents—at N.Y. Jets (7 sacks), 10/3/21 (L)

FORCED FIVE OR MORE OPPONENT TURNOVERS

By Titans—vs. N.Y. Jets (4 interceptions, 1 fumble), 12/17/12 (W)

By Opponents—vs. Houston (4 interceptions, 1 fumble), 11/21/21 (L)

FORCED FOUR OR MORE OPPONENT TURNOVERS

By Titans—vs. Jacksonville (4 interceptions, 0 fumbles), 12/12/21 (W)

By Opponents—at Pittsburgh (1 interception, 3 fumbles), 12/19/21 (L)

SPECIAL TEAMS

KICKOFF RETURNED FOR TOUCHDOWN

By Titans—A.J. Brown (42 yards) at Indianapolis, 11/29/20 (W)

By Opponents—Jakeem Grant (102 yards) at Miami, 9/9/18 (L)

OPENING KICKOFF RETURNED FOR TOUCHDOWN

By Titans—Derrick Mason (101 yards) at Cincinnati, 11/18/01 (W)

By Opponents—Josh Huff (107 yards) at Philadelphia, 11/23/14 (L)

PUNT RETURNED FOR TOUCHDOWN

By Titans—Darius Reynaud (twice—69 yards and 81 yards) vs. Jacksonville, 12/30/12 (W)

By Opponents—Jakeem Grant (74 yards) at Miami, 10/9/16 (W)

FIELD GOAL BLOCKED

By Titans—Denico Autry vs. Miami (Jason Sanders), 1/2/22 (W)

By Opponents—Justin Reid, vs. Houston (Stephen Gostkowski), 10/18/20 (W)

FIELD GOAL BLOCKED, RETURNED FOR TD

By Titans—Tye Smith (63 yards) at Indianapolis (Adam Vinatieri's FG blocked by Dane Cruikshank), 12/1/19 (W)

By Opponents—Rob Morris (68 yards) at Indianapolis (Gary Anderson's FG blocked by Montae Reagor), 12/5/04 (L)

PUNT BLOCKED

By Titans—Tim Shaw vs. Pittsburgh (Drew Butler), 10/11/12 (W)

By Opponents—E.J. Speed, vs. Indianapolis (Trevor Daniel), 11/12/20 (L)

PUNT BLOCKED AND RETURNED FOR TD

By Titans—Jason McCourty vs. Indianapolis (Pat McAfee's punt blocked by Patrick Bailey and recovered in end zone by McCourty), 10/30/11 (W)

By Opponents—T.J. Carrie (6 yards), vs. Indianapolis (Trevor Daniel's punt blocked by E.J. Speed), 11/12/20 (L)

FIVE FIELD GOALS

By Titans—Stephen Gostkowski (6) at Minnesota, 9/27/20 (W)

By Opponents—Nick Folk (5), at New England, 11/28/21 (L)

FOUR FIELD GOALS

By Titans—Randy Bullock at Seattle, 9/19/21 (W)

By Opponents—Chris Boswell, at Pittsburgh, 12/19/21 (L)

THREE FIELD GOALS

By Titans—Randy Bullock (3) vs. New Orleans, 11/14/21 (W)

By Opponents—Chris Boswell (4), at Pittsburgh, 12/19/21 (L)

REGULAR SEASON: THE LAST TIME THE TENNESSEE TITANS ...

SUCCESSFUL ONSIDE KICK

By Titans—Rob Bironas kicks and Daimion Stafford recovers, vs. Arizona, 12/15/13 (L)

By Opponents—Connor Barth kicks and Adrian Amos recovers, at Chicago, 11/27/16 (W)

MISSED PAT

By Titans—Randy Bullock, at New England, 11/28/21 (L)

By Opponents—Ka'imi Fairbairn, vs. Houston, 11/21/21 (L)

TWO-POINT CONVERSIONS

TWO-POINT CONVERSION MADE

By Titans—MyCole Pruitt (pass from Ryan Tannehill) at N.Y. Jets, 10/3/21 (L)

By Opponents—Danny Amendola (pass from Davis Mills), at Houston, 1/9/22 (W)

TWO-POINT CONVERSION FAILED

By Titans—vs. Cleveland (run failed), 12/6/20 (L)

By Opponents—vs. New Orleans (pass failed), 11/14/21 (W)

INDIVIDUAL OFFENSIVE PERFORMANCES

INDIVIDUAL WITH 200 SCRIMMAGE YARDS

By Titans—Derrick Henry (237 yards) at Seattle, 9/19/21 (W)

By Opponents—Todd Gurley (276 yards), vs. Los Angeles Rams, 12/24/17 (L)

RUSHING TOUCHDOWN AND RECEIVING TOUCHDOWN

By Titans—Derrick Henry (1 rushing, 1 receiving) at Carolina, 11/3/19 (L)

By Opponents—Nyheim Hines (1 rushing, 1 receiving), vs. Indianapolis, 11/12/20 (L)

RUSHING TOUCHDOWN AND PASSING TOUCHDOWN

By Titans—Ryan Tannehill (1 passing, 1 rushing) vs. New Orleans, 11/14/21 (W)

By Opponents—Trevor Lawrence (1 passing, 1 rushing), at Jacksonville, 10/10/21 (W)

INDIVIDUAL RUSHING

200 YARDS RUSHING

By Titans—Derrick Henry (250 yards) at Houston, 1/3/21 (W)

By Opponents—Le'Veon Bell (204 yards) vs. Pittsburgh, 11/17/14 (L)

150 YARDS RUSHING

By Titans—Derrick Henry (157 yards) at N.Y. Jets, 10/3/21 (L)

By Opponents—Dalvin Cook (181 yards), at Minnesota, 9/27/20 (W)

100 YARDS RUSHING

By Titans—D'Onta Foreman (132), vs. Miami, 1/2/22 (W)

By Opponents—James Robinson (149 yards), at Jacksonville, 10/10/21 (W)

CONSECUTIVE 100-YARD RUSHING GAMES

By Titans—Derrick Henry at Seattle (182 yards), 9/19/21 (W); vs. Indianapolis, 9/26/21 (W); at N.Y. Jets, 10/3/21 (L); at Jacksonville, 10/10/21 (W); vs. Buffalo, 10/18/21 (W)

30 OR MORE CARRIES

By Titans—Derrick Henry (33 att) at N.Y. Jets, 10/3/21 (L)

By Opponents—Melvin Gordon (32 carries) at San Diego, 11/6/16 (L)

RUSHING PLAY OF 80 OR MORE YARDS

By Titans—Derrick Henry (94 yards) vs. Houston, 10/18/20 (W)

By Opponents—Lamar Miller (97 yards), at Houston, 11/26/18 (L)

RUSHING PLAY OF 50 OR MORE YARDS

By Titans—Dontrell Hilliard (68 yards) at New England, 11/28/21 (L)

By Opponents—James Robinson (58 yards), at Jacksonville, 10/10/21 (W)

THREE TOUCHDOWNS RUSHING

By Titans—Derrick Henry (3) vs. Buffalo, 10/18/21 (W)

By Opponents—Corey Dillon (4) at Cincinnati, 12/4/97 (L)

TWO TOUCHDOWNS RUSHING

By Titans—Derrick Henry (3) vs. Buffalo, 10/18/21 (W)

By Opponents—Tyrod Taylor (2), vs. Houston, 11/21/21 (L)

INDIVIDUAL PASSING

400 YARDS PASSING

By Titans—Ryan Fitzpatrick (402 yards) vs. Arizona, 12/15/13 (L)

By Opponents—Patrick Mahomes (446 yards), vs. Kansas City, 11/10/19 (W)

300 YARDS PASSING

By Titans—Ryan Tannehill (323 yards) vs. Houston, 11/21/21 (L)

By Opponents—Davis Mills (301 yards), at Houston, 1/9/22 (W)

CONSECUTIVE 300-YARD PASSING GAMES

By Titans—Matt Hasselbeck vs. Baltimore (358 yards), 9/18/11 (W), vs. Denver (311 yards), 9/25/11 (W)

FIVE TOUCHDOWN PASSES

By Titans—Steve McNair vs. Jacksonville, 12/26/99 (W)

By Opponents—Blake Bortles vs. Jacksonville, 12/6/15 (W)

FOUR TOUCHDOWN PASSES

By Titans—Ryan Tannehill at Houston, 1/9/22 (W)

By Opponents—Kyler Murray, vs. Arizona, 9/12/21 (L)

50 OR MORE PASS ATTEMPTS

By Titans—Ryan Tannehill (52 att) vs. Houston, 11/21/21 (L)

By Opponents—Carson Wentz (51 att), at Indianapolis, 10/31/21 (W)

40 OR MORE PASS ATTEMPTS

By Titans—Ryan Tannehill (52 att) vs. Houston, 11/21/21 (L)

By Opponents—Trevor Lawrence (40 att), vs. Jacksonville, 12/12/21 (W)

30 OR MORE COMPLETIONS

By Titans—Ryan Tannehill (35 comp) vs. Houston, 11/21/21 (L)

By Opponents—Matthew Stafford (31 comp), at L.A. Rams, 11/7/21 (W)

NO SACKS ALLOWED

By Titans—vs. Buffalo, 10/18/21 (W)

By Opponents—vs. Houston, 11/21/21 (L)

COMPLETION OF 80 OR MORE YARDS

By Titans—Ryan Tannehill (91 yards) at Oakland, 12/8/19 (W)

By Opponents—Jared Goff (80 yards), vs. Los Angeles Rams, 12/24/17 (L)

COMPLETION OF 50 OR MORE YARDS

By Titans—Ryan Tannehill (50 yards) vs. New Orleans, 11/14/21 (W)

By Opponents—Jimmy Garoppolo (56 yards), vs. San Francisco, 12/23/21 (W)

INDIVIDUAL RECEIVING

200 YARDS RECEIVING

By Titans—Kenny Britt (225 yards) vs. Philadelphia, 10/24/10 (W)

By Opponents—DeAndre Hopkins (238 yards) at Houston, 11/30/14 (L)

150 YARDS RECEIVING

By Titans—A.J. Brown (155 yards) at Indianapolis, 10/31/21 (W)

By Opponents—Deebo Samuel (159 yards), vs. San Francisco, 12/23/21 (W)

100 YARDS RECEIVING

By Titans—A.J. Brown (145 yards) vs. San Francisco, 12/23/21 (W)

By Opponents—Danny Amendola (113 yards), at Houston, 1/9/22 (W)

CONSECUTIVE 100-YARD RECEIVING GAMES

By Titans—A.J. Brown vs. Kansas City (133 yards), 10/24/21 (W), at Indianapolis (155 yards), 10/31/21 (W)

10 OR MORE RECEPTIONS

By Titans—A.J. Brown (11 rec.) vs. San Francisco, 12/23/21 (W)

By Opponents—Cooper Kupp (11 rec.), at L.A. Rams, 11/7/21 (W)

REGULAR SEASON: THE LAST TIME THE TENNESSEE TITANS ...

RECEPTION OF 80 OR MORE YARDS

By Titans—A.J. Brown (91 yards) at Oakland, 12/8/19 (W)
By Opponents—Todd Gurley (80 yards), vs. Los Angeles Rams, 12/24/17 (L)

RECEPTION OF 50 OR MORE YARDS

By Titans—Marcus Johnson (50 yards) vs. New Orleans, 11/14/21 (W)
By Opponents—Deebo Samuel (56 yards), vs. San Francisco, 12/23/21 (W)

THREE TOUCHDOWN RECEPTIONS

By Titans—Kenny Britt vs. Philadelphia, 10/24/10 (W)
By Opponents—Davante Adams, at Green Bay, 12/27/20 (L)

TWO TOUCHDOWN RECEPTIONS

By Titans—A.J. Brown vs. Houston, 10/18/20 (W)
By Opponents—Danny Amendola, at Houston, 1/9/22 (W)

COMBINED OFFENSIVE PERFORMANCES BY TEAMMATES

100-YARD RUSHER AND 100-YARD RECEIVER IN A GAME

By Titans—Derrick Henry (182 rush.) and Julio Jones (128 rec.) at Seattle, 9/19/21 (W)
By Opponents—AJ Dillon (124 rush.) and Davante Adams (142 rec.), at Green Bay, 12/27/20 (L)
By One Player (Opponent)—Todd Gurley (118 rush. and 158 receiving), vs. Los Angeles Rams, 12/24/17 (L)

100-YARD RUSHER, 100-YARD RECEIVER AND 300-YARD PASSER IN A GAME

By Titans—Derrick Henry (182 rush.), Julio Jones (128 rec.) and Ryan Tannehill (347 pass.) at Seattle, 9/19/21 (W)
By Opponents—Todd Gurley (118 rush. and 158 rec.) and Jared Goff (301 pass.), vs. Los Angeles Rams, 12/24/17 (L)

300-YARD PASSER AND 100-YARD RECEIVER IN A GAME

By Titans— Ryan Tannehill (323 pass.) and Nick Westbrook-Ikhine (107 rec.) vs. Houston, 11/21/21 (L)
By Opponents—Davis Mills (301 pass.), Danny Amendola (113 rec.), at Houston, 1/9/22 (W)

100-YARD RUSHER AND 300-YARD PASSER IN A GAME

By Titans—Derrick Henry (182 rush.) and Ryan Tannehill (347 pass.) at Seattle, 9/19/21 (W)
By Opponents— Gardner Minshew II (339 pass.) and James Robinson (102 rush.), vs. Jacksonville, 9/20/20 (W)

TWO 100-YARD RUSHERS IN A GAME

By Titans—Dontrell Hilliard (131 yards) and D'Onta Foreman (109), at New England, 11/28/21 (L)
By Opponents—Arian Foster (115 yards) and Ben Tate (104 yards) vs. Houston, 10/23/11 (L)

TWO 100-YARD RECEIVERS IN A GAME

By Titans—Justin Hunter (109 yards) and Kendall Wright (103 yards) at Oakland, 11/24/13 (W)
By Opponents—Zach Ertz (112 rec.) and Alshon Jeffery (105 rec.), vs. Philadelphia, 9/30/18 (W)

INDIVIDUAL DEFENSE

INTERCEPTION RETURNED FOR TOUCHDOWN

By Titans— Kevin Byard (24 yards) at L.A. Rams, 11/7/21 (W)
By Opponents—Trumaine Johnson (31 yards), vs. New York Jets, 12/2/18 (W)

FUMBLE RETURNED FOR TOUCHDOWN

By Titans—Kevin Byard (30 yards) at Jacksonville, 10/10/21 (W)
By Opponents—Yannick Ngakoue (67 yards) vs. Jacksonville, 12/31/17 (W)

SAFETY SCORED

By Titans—Browns quarterback Baker Mayfield sacked in end zone by Cameron Wake, at Cleveland, 9/8/19 (W)
By Opponents—Ryan Tannehill sacked in end zone by Romeo Okwara vs. Detroit, 12/20/20 (W)

THREE INTERCEPTIONS

By Titans—Kevin Byard (3) at Cleveland, 10/22/17 (W)
By Opponents—Glover Quin (3) at Houston, 11/28/10 (L)

TWO INTERCEPTIONS

By Titans—Malcolm Butler (2) vs. Buffalo, 10/13/20 (W)
By Opponents—Desmond King (2), vs. Houston, 11/21/21 (L)

THREE SACKS

By Titans—Jeffery Simmons (3.0) at L.A. Rams, 11/7/21 (W)
By Opponents—Chandler Jones (5.0), vs. Arizona, 9/12/21 (L)

POSTSEASON: THE LAST TIME THE TENNESSEE TITANS ...

GAMES WON (PLAYOFFS)

WON BY SCORING IN THE LAST TWO MINUTES OF REGULATION

By Titans—Gary Anderson 46-yard field goal with 0:29 remaining, at Baltimore, 1/3/04 (W)
By Opponents—Evan McPherson 52-yard field goal with 0:00 remaining, vs. Cincinnati, 1/22/22 (L)

WON OVERTIME GAME

By Titans—Tennessee 34, vs. Pittsburgh 31, 1/11/03 (W)
By Opponents—at Buffalo 41, Houston 38, 1/3/93 (L)

WON BY 20 OR MORE POINTS

By Titans/Oilers—Never Happened
By Opponents—at New England 35, Tennessee 14, 1/13/18 (L)

WON BY SHUTOUT

By Titans/Oilers—Never Happened
By Opponents—Never Happened

TEAM SCORING (PLAYOFFS)

SCORED 50 POINTS

By Titans/Oilers—Never Happened
By Opponents—at Oakland 56, Houston 7, 12/21/69 (L)

SCORED 40 POINTS

By Titans/Oilers—Never Happened
By Opponents—at Oakland 41, Tennessee 24, 1/19/03 (L)

SCORED 20 POINTS IN A QUARTER

By Titans—Never in Titans era (since 1999)
By Oilers—21 points in second quarter, at Buffalo, 1/3/93 (L)
By Opponents—21 points in second quarter, at New England, 1/13/18 (L)

SCORED 30 POINTS IN A HALF

By Titans/Oilers—Never Happened
By Opponents—35 points in second half, at Buffalo, 1/3/93 (L)

SCORED TOUCHDOWNS ON OFFENSE, DEFENSE AND SPECIAL TEAMS

By Titans/Oilers—Never Happened
By Opponents—Never Happened

SCORED A TOUCHDOWN ON FIRST OFFENSIVE POSSESSION

By Titans—Anthony Firkser 12-yard pass from Ryan Tannehill, at New England, 1/4/20 (W)
By Opponents—Bethel Johnson 41-yard pass from Tom Brady, at New England, 1/10/04 (L)

TEAM YARDAGE TOTALS (PLAYOFFS)

500 TOTAL NET YARDS

By Titans/Oilers—Never Happened
By Opponents—at Baltimore (530 yards), 1/11/20 (W)

400 TOTAL NET YARDS

By Titans—vs. Pittsburgh (430 yards), 1/11/03 (W)
By Opponents—vs Baltimore (401 yards), 1/10/21 (L)

POSTSEASON: THE LAST TIME THE TENNESSEE TITANS ...

TEAM DEFENSE (PLAYOFFS)

HELD OPPONENT WITHOUT A TOUCHDOWN

By Titans—Never in Titans era (since 1999)

By Oilers—Houston 10, at San Diego 3, 12/24/61 (W)

By Opponents—at San Diego 17, Tennessee 6, 1/6/08 (L)

HELD OPPONENT TO 200 OR FEWER NET YARDS OF OFFENSE

By Titans—vs. Baltimore (134 net yards), 1/7/01 (L)

By Opponents—vs. Buffalo (194 net yards), 1/8/00 (W)

HELD OPPONENT TO 50 OR FEWER YARDS RUSHING

By Titans—vs. Baltimore (50 yards), 1/10/09 (L)

By Opponents—vs. Kansas City (39 yards), 1/16/94 (L)

HELD OPPONENT TO 100 OR FEWER NET YARDS PASSING

By Titans—vs. Buffalo (97 net yards), 1/8/00 (W)

By Opponents—at Baltimore (83 net yards), 1/11/20 (W)

SEVEN OR MORE SACKS BY TEAM

By Titans/Oilers—vs. Cincinnati (9 sacks), 1/22/22 (L)

By Opponents—at New England (8 sacks), 1/13/18 (L)

SPECIAL TEAMS (PLAYOFFS)

KICKOFF RETURNED FOR TOUCHDOWN

By Titans—Derrick Mason (80 yards) at Jacksonville, 1/23/00 (W)

By Opponents—Never Happened

RETURNED OPENING KICKOFF FOR TOUCHDOWN

By Titans/Oilers—Never Happened

By Opponents—Never Happened

PUNT RETURNED FOR TOUCHDOWN

By Titans/Oilers—Never Happened

By Opponents—Never Happened

FIELD GOAL BLOCKED

By Titans/Oilers—Never Happened

By Opponents—Richard Seymour at New England (Gary Anderson), 1/10/04 (L)

FIELD GOAL BLOCKED, RETURNED FOR TD

By Titans/Oilers—Never Happened

By Opponents—Anthony Mitchell (90 yards) vs. Baltimore (Al Del Greco's FG blocked by Keith Washington), 1/7/01 (L)

PUNT BLOCKED

By Titans—Chris Coleman vs. Baltimore (Kyle Richardson, twice), 1/7/01 (L)

By Opponents—Jerry Olsavsky vs. Pittsburgh (Greg Montgomery), 12/31/89 (L)

PUNT BLOCKED AND RETURNED FOR TD

By Titans/Oilers—Never Happened

By Opponents—Never Happened

FIVE FIELD GOALS

By Titans/Oilers—Never Happened

By Opponents—Never Happened

FOUR FIELD GOALS

By Titans—Al Del Greco at Indianapolis, 1/16/00 (W)

By Opponents—Evan McPherson, vs. Cincinnati, 1/22/22 (L)

THREE FIELD GOALS

By Titans—Al Del Greco (4) at Indianapolis, 1/16/00 (W)

By Opponents—Evan McPherson (4), vs. Cincinnati, 1/22/22 (L)

MISSED PAT (KICK)

By Titans/Oilers—Never Happened

By Opponents—David Treadwell (Wide Left) at Denver, 1/4/92 (L)

TWO-POINT CONVERSIONS (PLAYOFFS)

TWO-POINT CONVERSION MADE

By Titans/Oilers—Never Happened

By Opponents—Plaxico Burress (pass from Hines Ward) vs. Pittsburgh, 1/11/03 (W)

TWO-POINT CONVERSION FAILED

By Titans—vs. Cincinnati (run failed), 1/22/22 (L)

By Opponents—at Baltimore (pass failed), 1/11/20 (W)

INDIVIDUAL OFFENSIVE PERFORMANCES (PLAYOFFS)

INDIVIDUAL WITH 200 SCRIMMAGE YARDS

By Titans—Derrick Henry (202 yards) at Baltimore, 1/11/20 (W)

By Opponents—Never Happened

RUSHING TOUCHDOWN AND RECEIVING TOUCHDOWN

By Titans—Never in Titans era (since 1999)

By Oilers—Allen Pinkett at Cleveland, 12/24/88 (W)

By Opponents—James White at New England, 1/13/18 (L)

RUSHING TOUCHDOWN AND PASSING TOUCHDOWN

By Titans—Ryan Tannehill at Baltimore, 1/11/20 (W)

By Opponents—Patrick Mahomes at Kansas City, 1/19/20 (L)

INDIVIDUAL RUSHING (PLAYOFFS)

200 YARDS RUSHING

By Titans/Oilers—Never Happened

By Opponents—Never Happened

150 YARDS RUSHING

By Titans—Derrick Henry (195 yards) at Baltimore, 1/11/20 (W)

By Opponents—Paul Lowe (165 yards) vs. Los Angeles Chargers, 1/16/61 (W)

100 YARDS RUSHING

By Titans—Derrick Henry (195 yards) at Baltimore, 1/11/20 (W)

By Opponents—Lamar Jackson (136 yards), vs. Baltimore, 1/10/21 (L)

CONSECUTIVE 100-YARD RUSHING GAMES

By Titans—Derrick Henry at New England (182 yards), 1/4/20 (W), at Baltimore (195 yards), 1/11/20 (W)

30 OR MORE CARRIES

By Titans—Derrick Henry (30) at Baltimore, 1/11/20 (W)

By Opponents—Never Happened

RUSHING PLAY OF 80 OR MORE YARDS

By Titans/Oilers—Never Happened

By Opponents—Never Happened

RUSHING PLAY OF 50 OR MORE YARDS

By Titans—Derrick Henry (66 yards) at Baltimore, 1/11/20 (W)

By Opponents—Never Happened

THREE TOUCHDOWNS RUSHING

By Titans/Oilers—Never Happened

By Opponents—Never Happened

TWO TOUCHDOWNS RUSHING

By Titans—Steve McNair at Oakland, 1/19/03 (L)

By Opponents—Antowain Smith vs. Buffalo, 1/8/00 (W)

INDIVIDUAL PASSING (PLAYOFFS)

400 YARDS PASSING

By Titans/Oilers—Never Happened

By Opponents—Kurt Warner (414 yards) vs. St. Louis, 1/30/00 (L)

300 YARDS PASSING

By Titans—Steve McNair (338 yards) vs. Pittsburgh, 1/11/03 (W)

By Opponents—Joe Burrow (348 yards), vs. Cincinnati, 1/22/22 (L)

CONSECUTIVE 300-YARD PASSING GAMES

Playoffs:

By Titans/Oilers—Never Happened

POSTSEASON: THE LAST TIME THE TENNESSEE TITANS ...

FIVE TOUCHDOWN PASSES

By Titans/Oilers—Never Happened
By Opponents—Daryle Lamonica (6) at Oakland, 12/21/69 (L)

FOUR TOUCHDOWN PASSES

By Titans—Never in Titans era (since 1999)
By Oilers—Warren Moon at Buffalo, 1/3/93 (L)
By Opponents—Frank Reich at Buffalo, 1/3/93 (L)

50 OR MORE PASS ATTEMPTS

By Titans—Never in Titans era (since 1999)
By Oilers—Warren Moon (50 att) at Buffalo, 1/3/93 (L)
By Opponents—Lamar Jackson (59 att), at Baltimore, 1/11/20 (W)

40 OR MORE PASS ATTEMPTS

By Titans—Kerry Collins (42 att) vs. Baltimore, 1/10/09 (L)
By Opponents—Lamar Jackson (59 att), at Baltimore, 1/11/20 (W)

30 OR MORE COMPLETIONS

By Titans—Never in Titans era (since 1999)
By Oilers—Warren Moon (32 comp) vs. Kansas City, 1/16/94 (L)
By Opponents—Lamar Jackson (31 comp), at Baltimore, 1/11/20 (W)

NO SACKS ALLOWED

By Titans—at Baltimore, 1/3/04 (W)
By Opponents—at New England, 1/4/20 (W)

COMPLETION OF 80 OR MORE YARDS

By Titans/Oilers—Never Happened
By Opponents—Never Happened

COMPLETION OF 50 OR MORE YARDS

By Titans—Never in Titans era (since 1999)
By Oilers—Dan Pastorini (71 yards) at New England, 12/31/78 (L)
By Opponents—Joe Burrow (57 yards), vs. Cincinnati, 1/22/22 (L)

INDIVIDUAL RECEIVING (PLAYOFFS)

200 YARDS RECEIVING

By Titans/Oilers—Never Happened
By Opponents—Never Happened

150 YARDS RECEIVING

By Titans/Oilers—Never Happened
By Opponents—Isaac Bruce (162 yards) vs. St. Louis, 1/30/00 (L)

100 YARDS RECEIVING

By Titans—A.J. Brown (142 yards) vs. Cincinnati, 1/22/22 (L)
By Opponents—Ja'Marr Chase (109 yards), vs. Cincinnati, 1/22/22 (L)

CONSECUTIVE 100-YARD RECEIVING GAMES

By Titans—Never in Titans era (since 1999)
By Oilers—Ernest Givins at Denver (111 yards), 1/4/92 (L), at Buffalo (117 yards), 1/3/93 (L)

10 OR MORE RECEPTIONS

By Titans—Justin Gage (11 rec.) vs. Baltimore, 1/10/09 (L)
By Opponents—Danny Amendola (11 rec.) at New England, 1/13/18 (L)

RECEPTION OF 80 OR MORE YARDS

By Titans/Oilers—Never Happened
By Opponents—Never Happened

RECEPTION OF 50 OR MORE YARDS

By Titans—Never in Titans era (since 1999)
By Oilers—Ken Burrough (71 yards) at New England, 12/31/78 (L)
By Opponents—Ja'Marr Chase (57 yards), vs. Cincinnati, 1/22/22 (L)

THREE TOUCHDOWN RECEPTIONS

By Titans/Oilers—Never Happened
By Opponents—Andre Reed at Buffalo, 1/3/93 (L)

TWO TOUCHDOWN RECEPTIONS

By Titans/Oilers—Corey Davis at New England, 1/13/18 (L)
By Opponents—Tyreek Hill, at Kansas City, 1/19/20 (L)

COMBINED OFFENSIVE PERFORMANCES BY TEAMMATES (PLAYOFFS)

100-YARD RUSHER AND 100-YARD RECEIVER IN A GAME

By Titans/Oilers—Never Happened
By Opponents—Lamar Jackson (136 rush.) and Marquise Brown (109 rec.), vs. Baltimore, 1/10/21 (L)

100-YARD RUSHER, 100-YARD RECEIVER AND 300-YARD PASSER IN A GAME

By Titans/Oilers—Never Happened
By Opponents—Lamar Jackson (143 rush.), Lamar Jackson (365 pass.) and Marquis Brown (126 rec.), at Baltimore, 1/11/20 (W)

300-YARD PASSER AND 100-YARD RECEIVER IN A GAME

By Titans—Steve McNair (338 pass.) and Frank Wycheck (123 rec.) vs. Pittsburgh, 1/11/03 (W)
By Opponents—Joe Burrow (348 pass.) and Ja'Marr Chase (109 rec.), vs. Cincinnati, 1/22/22 (L)

100-YARD RUSHER AND 300-YARD PASSER IN A GAME

By Titans/Oilers—Never Happened
By Opponents—Lamar Jackson (143 rush. and 365 pass.), at Baltimore, 1/11/20 (W)

TWO 100-YARD RUSHERS IN A GAME

By Titans/Oilers—Never Happened
By Opponents—Hewritt Dixon (144 yards) and Pete Banaszak (116 yards) at Oakland, 12/31/67 (L)

TWO 100-YARD RECEIVERS IN A GAME

By Titans—Never in Titans era (since 1999)
By Oilers—Mike Barber (112 yards) and Ken Burrough (103 yards) at Miami, 12/24/78 (W)
By Opponents—Chris Chambers (121 yards) and Vincent Jackson (114 yards) at San Diego, 1/6/08 (L)

INDIVIDUAL DEFENSE (PLAYOFFS)

INTERCEPTION RETURNED FOR TOUCHDOWN

By Titans—Logan Ryan (9 yards) at New England, 1/4/20 (W)
By Opponents—Will Demps (56 yards), at Baltimore, 1/3/04 (W)

FUMBLE RETURNED FOR TOUCHDOWN

By Titans/Oilers—Never Happened
By Opponents—Never Happened

SAFETY SCORED

By Titans—Josh Evans and Jason Fisk (sacked Mark Brunell), at Jacksonville, 1/23/00 (W)
By Opponents—Dan Pastorini ran out of the End Zone, at Miami, 12/24/78 (W)

THREE INTERCEPTIONS

By Titans—Never in Titans era (since 1999)
By Oilers—Vernon Perry (4*) at San Diego, 12/29/79 (W)
By Opponents—Never Happened

TWO INTERCEPTIONS

By Titans—Never in Titans era (since 1999)
By Oilers—Bubba McDowell vs. N.Y. Jets, 12/29/91 (W)
By Opponents—Johnny Robinson vs. Dallas Texans, 12/23/62 (L)

THREE SACKS

By Titans—Jeffery Simmons vs. Cincinnati, 1/22/22 (L)
By Opponents—Willie McGinest at New England, 1/10/04 (L)

2021 RECAP

DRAFT

TEAM NOTES

PLAYER NOTES

STATISTICS

ROSTERS

LAST TIME IN A SEASON THE TITANS ...

TEAM OFFENSE

- Ranked 1st in Overall Offense — 1990
- Ranked 1st in Rushing Offense — 1967 (AFL)
- Ranked 1st in Passing Offense — 1992

TEAM DEFENSE

- Ranked 1st in Overall Defense — 2000
- Ranked 1st in Rushing Defense — 2003
- Ranked 1st in Passing Defense — 2000

GAMES WON (REGULAR SEASON)

- 10 Wins — 2021 (12-5)
- 11 Wins — 2021 (12-5)
- 12 Wins — 2021 (12-5)
- 13 Wins — 2008 (13-3)

ADVANCED IN PLAYOFFS

- Wild Card Round — 2021
- Divisional Round — 2021
- Conference Championship — 2019
- Super Bowl — 1999

RUSHING

- 1,000 Yards — Derrick Henry (2,027), 2020
- 1,500 Yards — Derrick Henry (2,027), 2020
- 2,000 Yards — Derrick Henry (2,027), 2020
- 300 Attempts — Derrick Henry (378), 2020
- 400 Attempts — Eddie George (403), 2000
- 10 Touchdowns — Derrick Henry (10), 2021
- 15 Touchdowns — Derrick Henry (17), 2020

PASSING

- 3,000 Yards — Ryan Tannehill (3,734), 2021
- 3,500 Yards — Ryan Tannehill (3,734), 2021
- 4,000 Yards — Warren Moon (4,690), 1991
- 400 Attempts — Ryan Tannehill (531), 2021
- 500 Attempts — Ryan Tannehill (531), 2021
- 600 Attempts — Warren Moon (655), 1991
- 20 Touchdowns — Ryan Tannehill (21), 2021
- 30 Touchdowns — Ryan Tannehill (33), 2020
- 90.0 Passer Rating — Ryan Tannehill (106.5), 2020
- 100.0 Passer Rating — Ryan Tannehill (106.5), 2020

RECEIVING

- 80 Receptions — Delanie Walker (94), 2015
- 90 Receptions — Delanie Walker (94), 2015
- 100 Receptions — Haywood Jeffires (100), 1991
- 1,000 Yards — A.J. Brown (1,075), 2020
- 1,500 Yards — Charlie Hennigan (1,546), 1964
- 10 Touchdowns — A.J. Brown (11), 2020
- 15 Touchdowns — Bill Groman (17), 1961

SCORING

- 100 Points — Randy Bullock (120), 2021
- 110 Points — Randy Bullock (120), 2021
- 120 Points — Randy Bullock (120), 2021
- 130 Points — Ryan Succop (136), 2017
- 30 Field Goals — Ryan Succop (35), 2017
- 35 Field Goals — Ryan Succop (35), 2017
- 10 Touchdowns — Derrick Henry (10), 2021
- 15 Touchdowns — Derrick Henry (17), 2020

DEFENSE

- 7 Interceptions — Kevin Byard (8), 2017
- 8 Interceptions — Kevin Byard (8), 2017
- 9 Interceptions — Mike Reinfeldt (12), 1979
- 10 Interceptions — Mike Reinfeldt (12), 1979
- 10 Sacks — Harold Landry III (12), 2021
- 12 Sacks — Harold Landry III (12), 2021
- 14 Sacks — Jevon Kearse (14.5), 1999
- 150 Tackles — Wesley Woodyard (172), 2017
- 175 Tackles — Keith Bulluck (180), 2002
- 200 Tackles — Gregg Bingham (212), 1980

TITANS RECORDS AT A GLANCE

Team record holders in major statistical categories

SCORING

- Points (Game) — 30 by Billy Cannon (5 TDs) at N.Y. Titans, 12/10/61
- Points (Season) — 136 by Al Del Greco, 1998; by Ryan Succop, 2017
- Points (Career) — 1,060 by Al Del Greco, 1991-00
- Touchdowns (Game) — 5 by Billy Cannon at N.Y. Titans, 12/10/61
- Touchdowns (Season) — 19 by Earl Campbell, 1979
- Touchdowns (Career) — 74 by Eddie George, 1996-03
- Field Goals (Game) — 8 by Rob Bironas at Hou., 10/21/07
- Field Goals (Season) — 36 by Al Del Greco, 1998
- Field Goals (Career) — 246 by Al Del Greco, 1991-00

RUSHING

- Rushing Yards (Game) — 250 by Derrick Henry at Hou., 1/3/21
- Rushing Yards (Season) — 2,027 by Derrick Henry, 2020
- Rushing Yards (Career) — 10,009 by Eddie George, 1996-03
- Rushing Touchdowns (Game) — 4 by Earl Campbell vs. Mia., 11/20/78; Lorenzo White vs. Cle., 12/9/90; Derrick Henry vs. Jax, 12/6/18
- Rushing Touchdowns (Season) — 19 by Earl Campbell, 1979
- Rushing Touchdowns (Career) — 73 by Earl Campbell, 1978-84

PASSING

- Passing Yards (Game) — 527 by Warren Moon at K.C., 12/16/90
- Passing Yards (Season) — 4,690 by Warren Moon, 1991
- Passing Yards (Career) — 33,685 by Warren Moon, 1984-93
- Passing Touchdowns (Game) — 7 by George Blanda vs. N.Y. Titans, 11/19/61
- Passing Touchdowns (Season) — 36 by George Blanda, 1961
- Passing Touchdowns (Career) — 196 by Warren Moon, 1984-93
- Passer Rating (Game) — 158.3 by Chris Chandler at Cin., 9/24/95
- Passer Rating (Season) — 117.5 by Ryan Tannehill, 2019
- Passer Rating (Career) — 90.5 by Marcus Mariota, 2015-19

RECEIVING

- Receptions (Game) — 13 (three times, last by Drew Bennett at Oak., 12/19/04)
- Receptions (Season) — 101 by Charlie Hennigan, 1964
- Receptions (Career) — 542 by Ernest Givins, 1986-94
- Receiving Yards (Game) — 272 by Charlie Hennigan at Bos., 10/13/61
- Receiving Yards (Season) — 1,746 by Charlie Hennigan, 1961
- Receiving Yards (Career) — 7,935 by Ernest Givins, 1986-94
- Receiving Touchdowns (Game) — 3 (17 times, last by Kenny Britt vs. Phi., 10/24/10)
- Receiving Touchdowns (Season) — 17 by Bill Groman, 1961
- Receiving Touchdowns (Career) — 51 by Charlie Hennigan, 1960-66

PUNTING

- Punts (Game) — 11 (twice by Rich Camarillo, last at Pit., 12/3/95)
- Punts (Season) — 96 by Rich Camarillo, 1994
- Punts (Career) — 923 by Brett Kern, 2009-21

PUNT RETURNS

- Punt Return Yards (Game) — 160 by Darius Reynaud vs. Jax., 12/30/12
- Punt Return Average (Season) — 15.4 by Billy Johnson, 1977
- Punt Return Average (Career) — 13.2 by Billy Johnson, 1974-80

KICKOFF RETURNS

- Kickoff Return Yards (Game) — 240 by Bobby Jancik at Oak., 12/22/63
- Kickoff Return Average (Season) — 31.7 by Darius Jennings, 2018
- Kickoff Return Average (Career) — 26.5 by Bobby Jancik, 1962-67

INTERCEPTIONS

- Interceptions (Game) — 3 (nine times, last by Kevin Byard at Cle., 10/22/17)
- Interceptions (Season) — 12 by Freddy Glick, 1963; by Mike Reinfeldt, 1979
- Interceptions (Career) — 45 by Jim Norton, 1960-68

SACKS

- Sacks (Game) — 4 (five times, last by William Fuller vs. Pit., 11/28/93)
- Sacks (Season) — 17 by Elvin Bethea, 1973
- Sacks (Career) — 105 by Elvin Bethea, 1968-83

2021 TENNESSEE TITANS REGULAR SEASON PARTICIPATION CHART

Player	9/12	9/19	9/26	10/3	10/10	10/18	10/24	10/31	11/7	11/14	11/21	11/28	12/12	12/19	12/23	1/2	1/9	Season Totals			
	Ari	@Sea	Ind	@NYJ	@Jax	Buf	KC	@Ind	@LAR	NO	Hou	@NE	Jax	@Pit	SF	Mia	@Hou	GP	GS	DNP	IA
Adams, Paul	X	X	X	X	X	X	X	X	X	X	X	X	X	X	X	X	R/PSC	0	0	0	0
Adeniyi, Ola	P	P	P	P	P	P	P	P	P	P	P	IA	P	P	P	P	P	16	0	0	1
Anderson, Abdullah	X	X	X	PS	PS	PS	PS	X	X	X	X	X	X	X	X	X	X	0	0	0	0
Ankou, Eli	X	X	X	X	X	X	X	NT	X	X	X	X	X	X	X	X	X	1	1	0	0
Autry, Denico	P	P	DE	DE	DE	DE	DE	DE	DE	DE	DE	DE	DE	P	P	P	P	17	11	0	0
Badgley, Michael	P	X	X	X	X	X	X	X	X	X	X	X	X	X	X	X	X	1	0	0	0
Barkley, Matt	PS	PS	PS	PS	PS	PS	PS	PS	PS	X	X	X	X	X	X	X	X	4	0	0	0
Batson, Cameron	IA	IA	P	P	P	P	IR	IR	IR	IR	IR	IR	IR	IR	IR	IR	IR	4	0	0	2
Bello, B.J.	IR	IR	IR	IR	IR	IR	IR	IR	IR	IR	IR	IR	IR	IR	IR	IR	IR	0	0	0	0
Blasingame, Khari	P	FB	IA	P	FB	P	FB	IA	IR	IR	IR	P	IA	P	P	P	P	11	3	0	3
Bledsoe, Amani	PS	PS	PS	DE	DE	P	IA	P	IA	P	PS	PS	PS	PS	PS	PS	PS	5	2	0	2
Boddy-Calhoun, Briean	PS	PS	PS	PS	PS	PS	PS	PS	PS	PS	PS	PS	PS	PS	PS	R/PSC	PS	0	0	0	0
Borders, Breon	P	P	P	P	P	P	P	P	P	PS	P	P	PS	X	X	X	X	11	0	0	0
Breezy, Brady	R/C	IR	IR	IR	IR	IR	P	IA	P	P	P	P	X	X	X	X	X	5	0	0	1
Brewer, Aaron	DNP	P	P	P	IR	IR	IR	IR	RG	P	RG	RG	P	LG	LG	P	P	12	5	1	0
Brooks, Nate	X	X	X	X	X	X	X	X	PS	X	X	X	X	PS	PS	X	X	0	0	0	0
Brown, Andrew	X	X	PS	X	X	X	X	X	X	X	X	X	X	X	X	X	X	0	0	0	0
Brown, A.J.	WR	WR	WR	IA	WR	WR	WR	WR	WR	WR	WR	IR	IR	IR	WR	WR	WR	13	13	0	1
Brown, Jayon	ILB	IA	P	P	IR	IR	IR	IR	ILB	ILB	ILB	ILB	ILB	P	P	R/C	IA	10	6	0	2
Bullock, Randy	PS	P	P	P	P	P	P	P	P	P	P	P	P	P	P	P	P	16	0	0	0
Byard, Kevin	S	S	S	S	S	S	S	S	S	S	S	S	S	S	S	S	S	17	17	0	0
Carter, Jamal	PS	PS	PS	PS	P	PS	PS	PS	PS	PS	PS	PS	PS-I	R/PSC	R/PSC	PS-I	PS-I	1	0	0	0
Carter, Shyheim	X	X	X	X	X	X	X	X	X	X	X	X	X	X	X	PS	X	0	0	0	0
Carter, Tory	PS	PS	P	P	PS	P	PS	P	IA	P	FB	FB	P	IR	IR	IR	IR	8	2	0	1
Clemons, Rodney	X	X	X	X	X	X	X	X	X	X	X	X	PS	PS	PS	PS	X	0	0	0	0
Cole, Dylan	X	X	X	X	X	PS	PS	X	P	P	P	P	P	P	P	P	P	9	0	0	0
Coley, Trevon	IR	IR	IR	IR	IR	IR	IR	IR	IR	IR	IR	IR	IR	IR	IR	IR	IR	0	0	0	0
Cox, Morgan	P	P	P	P	P	P	P	P	P	P	P	P	P	P	P	P	P	17	0	0	0
Cruikshank, Dane	P	P	S	S	S	P	S	P	P	IR	IR	IR	P	P	P	P	P	14	4	0	0
Cunningham, Zach	X	X	X	X	X	X	X	X	X	X	X	X	IA	ILB	ILB	ILB	ILB	4	4	0	1
Davis, Nate	RG	RG	RG	RG	RG	RG	RG	RG	IA	RG	IA	IA	RG	RG	RG	RG	RG	14	14	0	3
DiLauro, Christian	X	X	PS	PS	PS	PS	PS	PS	PS	PS	PS	PS	PS	PS	P	PS	PS	1	0	0	0
Dupree, Bud	OLB	OLB	DNP	IA	IA	P	P	P	P	P	IR	IR	IR	OLB	OLB	OLB	OLB	11	6	1	2
Dzubnar, Nick	P	P	P	P	P	P	P	P	P	P	P	P	P	P	P	P	P	17	0	0	0
Evans, Darrynton	IR	IR	IR	IR	IR	IR	P	IR	IR	IR	IR	IR	IR	IR	IR	IR	IR	1	0	0	0
Evans, Rashaan	ILB	ILB	ILB	ILB	ILB	ILB	ILB	IA	IA	IA	IA	IA	ILB	ILB	ILB	ILB	P	12	11	0	5
Farley, Caleb	P	IA	IA	IA	P	CB	IR	IR	IR	IR	IR	IR	IR	IR	IR	IR	IR	3	1	0	3
Farley, Matthias	P	P	P	P	P	P	P	P	P	P	P	P	P	P	P	P	P	17	0	0	0
Ficken, Sam	IR	IR	IR	IR	IR	IR	IR	IR	IR	IR	IR	IR	IR	IR	IR	IR	IR	0	0	0	0
Finch, Sharif	X	X	X	P	X	X	X	X	X	X	X	X	X	X	X	X	X	1	0	0	0
Firkser, Anthony	P	IA	IA	TE	P	P	P	P	P	P	P	P	P	P	P	P	P	15	1	0	2
Fitzpatrick, Dez	PS	PS	PS	PS	PS	PS	PS	PS	PS	P	P	P	IA	R/C	R/C	P	IA	4	0	0	2
Foreman, D'Onta	X	X	X	X	X	X	X	X	P	RB	P	P	RB	P	P	P	RB	9	3	0	0
Fort, Austin	X	PS	PS	PS	PS	PS	PS	PS	PS	PS	PS	R/PSC	PS	PS	PS	PS	PS	0	0	0	0
Fulton, Kristian	CB	CB	CB	CB	CB	IR	IR	IR	IR	CB	CB	CB	CB	CB	CB	CB	CB	13	13	0	0
Gary, Derwin	X	X	X	X	X	PS	PS	PS	PS	PS	PS	PS	PS	PS	PS	PS	PS	0	0	0	0
Hamilton IV, Woodrow	PS	PS	P	P	IA	X	X	X	X	X	X	X	X	X	X	X	X	2	0	0	1
Hand, Da'Shawn	X	X	X	X	X	X	X	X	X	X	X	X	X	X	X	X	X	1	0	0	0
Hart, Bobby	X	X	X	X	X	X	P	P	LT	IA	X	X	X	X	X	X	X	3	1	0	1
Henry, Derrick	RB	RB	RB	RB	RB	RB	RB	RB	IR	IR	IR	IR	IR	IR	IR	IR	IR	8	8	0	0
Hilliard, Dontrell	X	X	X	X	X	X	X	P	PS	PS	P	RB	RB	RB	RB	RB	P	8	5	0	0
Hogan, Kevin	X	X	X	X	X	X	X	X	X	PS	PS	P	PS	PS	PS	PS	PS	1	0	0	0
Hollister, Cody	X	X	X	X	X	X	X	X	X	X	PS	WR	P	P	PS	PS	PS	3	1	0	0
Hooker, Amani	S	IR	IR	IR	IR	S	IA	S	S	S	S	S	S	S	S	S	S	12	12	0	1
Hudson, Tommy	IA	P	P	P	IR	IR	IR	IR	IR	IR	P	P	IR	IR	IR	IR	IR	5	0	0	1
Izzo, Ryan	X	X	X	X	X	X	X	X	X	X	X	X	X	X	X	X	P	1	0	0	0
Jackson, Chris	IA	P	DB	P	P	P	IA	P	CB	P	CB	IR	IR	IR	P	P	P	12	3	0	2
Jenkins, Jackrabbit	CB	CB	CB	CB	CB	CB	CB	CB	CB	CB	IA	CB	IA	IA	P	CB	CB	14	13	0	3
Johnson, Jan	PS	X	X	X	X	X	X	X	X	X	X	X	X	X	X	X	X	0	0	0	0
Johnson, Marcus	IR	IR	IR	IR	WR	P	P	WR	P	P	WR	IR	IR	IR	IR	IR	IR	7	3	0	0
Jones, Ben	C	C	C	C	C	C	C	C	C	C	C	C	C	C	C	C	C	17	17	0	0
Jones, Chris	PS	PS	PS	PS	PS	PS	P	PS	P	P	P	P	P	P	IA	IA	PS	7	0	0	2
Jones, Joe	X	PS	PS	PS	P	P	P	P	P	P	P	R/C	P	IA	IA	P	PS	9	0	0	2
Jones, Julio	WR	WR	WR	IA	IA	WR	WR	IA	WR	IR	IR	IR	WR	WR	WR	R/C	IA	10	10	0	3
Jones, Naquan	PS	PS	IA	P	P	P	P	P	P	NT	P	P	NT	NT	NT	DE	IA	13	5	0	2
Kemp, Brandon	IR	IR	IR	IR	IR	IR	IR	IR	IR	IR	IR	IR	IR	IR	IR	IR	IR	0	0	0	0
Kern, Brett	P	P	P	IA	IA	R/C	P	P	P	P	P	P	P	P	P	P	P	14	0	0	2
Kinsey, Mason	PS	PS	PS	PS	PS	PS	P	PS	PS	PS	PS	PS	PS	PS	PS	PS	PS	1	0	0	0
Kizer, DeShone	X	X	X	X	X	X	X	X	X	X	X	PS	X	X	X	X	X	0	0	0	0
Lamm, Kendall	P	P	P	P	P	P	LT	IA	IA	P	P	P	P	P	R/C	R/C	IA	12	1	0	3
Landry III, Harold	OLB	OLB	OLB	OLB	OLB	OLB	OLB	OLB	OLB	OLB	OLB	OLB	OLB	OLB	OLB	OLB	OLB	17	17	0	0
Levin, Corey	PS	PS	PS	PS	P	DNP	P	P	P	P	P	P	P	P	P	P	P	12	0	1	0
Lewan, Taylor	LT	IA	LT	LT	LT	LT	IA	LT	DNP	LT	LT	LT	LT	LT	IA	LT	LT	13	13	1	3
Long Jr., David	IA	ILB	ILB	ILB	ILB	ILB	ILB	ILB	ILB	IA	IA	IA	IA	IA	IA	P	ILB	10	9	0	7
Mabin, Greg	X	X	X	X	X	X	CB	CB	IA	IA	IA	IA	P	P	P	IA	IA	5	2	0	6
Mack, Austin	X	X	X	X	X	X	X	X	X	X	X	PS	X	X	X	X	X	0	0	0	0
McCann, Tucker	IR	IR	IR	IR	X	X	X	X	X	X	X	X	X	X	X	X	X	0	0	0	0
McDougald, Bradley	P	S	X	X	X	X	X	X	X	X	X	X	X	X	X	X	X	2	1	0	0
McMath, Racey	P	P	P	P	IR	IR	IR	IR	IR	IR	IR	IR	P	P	P	P	P	9	0	0	0
McNichols, Jeremy	P	P	P	P	P	P	P	P	P	P	IA	IA	P	P	P	X	X	14	0	0	2

2021 RECAP

DRAFT

TEAM NOTES

PLAYER NOTES

STATISTICS

ROSTERS

2021 TENNESSEE TITANS REGULAR SEASON PARTICIPATION CHART

Player	9/12	9/19	9/26	10/3	10/10	10/18	10/24	10/31	11/7	11/14	11/21	11/28	12/12	12/19	12/23	1/2	1/9	Season Totals			
	Ari	@Sea	Ind	@NYJ	@Jax	Buf	KC	@Ind	@LAR	NO	Hou	@NE	Jax	@Pit	SF	Mia	@Hou	GP	GS	DNP	IA
Molden, Elijah	P	P	P	P	P	CB	CB	CB	CB	P	P	CB	CB	P	R/C	CB	P	16	7	0	0
Moore, Briley	IR	IR	IR	IR	IR	IR	IR	IR	IR	IR	IR	IR	IR	IR	IR	IR	IR	0	0	0	0
Munyer, Daniel	IR	IR	IR	IR	IR	IR	IR	IR	PS	PS	PS	PS	PS	IA	DNP	PS	PS	0	0	1	1
Murchison, Larrell	DE	DE	P	IR	IR	IR	P	P	P	DE	DE	P	P	IA	IA	IA	DE	11	5	0	3
Murray, Jimmy	X	X	X	X	X	PS	PS	X	X	X	X	X	X	X	X	X	X	0	0	0	0
Peko, Kyle	X	X	X	X	X	PS	PS	PS	PS	P	P	NT	P	DE	P	P	NT	8	3	0	0
Peterson, Adrian	X	X	X	X	X	X	X	X	RB	P	RB	X	X	X	X	X	X	3	2	0	0
Pruitt, MyCole	TE	P	P	TE	P	P	P	TE	TE	TE	TE	P	P	TE	TE	TE	IR	16	9	0	0
Quessenberry, David	RT	RT	RT	RT	RT	RT	RT	RT	RT	RT	RT	RT	RT	RT	RT	RT	RT	17	17	0	0
Radunz, Dillon	IA	P	IA	IA	P	P	P	P	P	IA	P	P	IA	P	LT	P	P	12	1	0	5
Reid, Caraun	X	X	X	X	P	PS	PS	PS	X	X	X	X	X	X	X	X	X	1	0	0	0
Reynolds, Josh	IA	P	IA	P	P	IA	P	P	IA	X	X	X	X	X	X	X	X	5	0	0	4
Rice, Monty	P	P	P	P	P	IA	IA	ILB	P	ILB	ILB	ILB	IR	IR	IR	IR	IR	10	4	0	2
Roberson, Derick	P	IA	IA	IR	IR	IR	IR	IR	IR	IR	P	P	P	P	IA	IA	IA	5	0	0	5
Rogers, Chester	P	P	P	P	P	WR	IA	P	P	P	P	P	P	P	P	P	WR	16	2	0	1
Roos, Jordan	PS	PS	PS	PS	PS	PS	PS	PS	PS	PS	PS	PS	PS	PS	PS	PS	PS	0	0	0	0
Rowland, Chris	X	X	X	X	X	X	X	X	X	PS	PS	X	X	X	X	X	X	0	0	0	0
Rush, Anthony	P	P	X	X	X	X	X	X	X	X	X	X	X	X	X	X	X	2	0	0	0
Saffold III, Rodger	LG	LG	LG	LG	LG	LG	LG	LG	LG	LG	LG	LG	LG	IA	R/C	LG	LG	15	15	0	1
Sambrailo, Ty	P	LT	P	P	IA	X	X	X	X	X	X	X	X	X	X	X	X	4	1	0	1
Santoso, Ryan	X	PS	X	X	X	X	X	X	X	X	X	X	X	X	X	X	X	0	0	0	0
Sargent, Mekhi	P	P	P	IA	IA	IA	X	PS	X	X	X	X	X	X	X	X	X	3	0	0	3
Scott, Niles	X	X	X	X	X	X	X	X	PS	PS	PS	X	X	X	X	X	X	0	0	0	0
Simon, John	X	X	X	X	P	IA	IA	IA	X	X	X	P	X	X	X	X	X	2	0	0	3
Simmons, Jeffery	DT	DT	DT	DT	DT	DT	DT	DT	DT	DT	DT	DT	DT	DT	DT	DT	DT	17	17	0	0
Skipper, Tuzar	X	X	X	X	X	X	X	X	X	X	X	X	PS	PS	PS	PS	PS	0	0	0	0
Skrine, Buster	X	X	X	X	X	X	X	X	X	X	X	P	CB	CB	CB	P	P	6	3	0	0
Smith, Rodney	X	X	X	X	X	X	X	X	X	X	X	PS	X	X	X	X	X	0	0	0	0
Strong, Kevin	X	X	X	X	X	X	X	X	X	X	X	P	P	P	P	PS	P	5	0	0	0
Swaim, Geoff	TE	TE	TE	TE	TE	TE	TE	TE	TE	TE	IA	TE	TE	TE	TE	TE	TE	16	16	0	1
Tannehill, Ryan	QB	QB	QB	QB	QB	QB	QB	QB	QB	QB	QB	QB	QB	QB	QB	QB	QB	17	17	0	0
Tart, Tear	NT	NT	NT	NT	NT	NT	NT	IA	NT	IA	DT	IA	IA	IA	DT	P	IA	11	10	0	6
Tate, Golden	X	X	X	X	X	X	X	X	X	X	X	PS	PS	PS	PS	X	X	0	0	0	0
Townsend, Johnny	X	X	X	P	P	P	X	X	X	X	X	X	X	X	X	X	X	3	0	0	0
Weaver, Rashad	IA	P	P	IR	IR	IR	IR	IR	IR	IR	IR	IR	IR	IR	IR	IR	IR	2	0	0	1
Westbrook-Ikhine, Nick	P	P	WR	WR	IA	P	P	P	P	WR	P	WR	WR	WR	P	WR	P	16	7	0	1
Wilkins, Jordan	X	X	X	X	X	X	X	X	X	X	X	X	PS	PS	PS	PS	P	1	0	0	0
Williamson, Avery	X	X	X	X	X	DNP	P	P	X	X	X	X	X	X	X	X	X	2	0	1	0
Woodside, Logan	DNP	DNP	DNP	DNP	DNP	DNP	P	P	P	DNP	DNP	R/C	P	DNP	DNP	P	DNP	5	0	11	0

Starters indicated by position (QB, RB, ILB, etc.); P = played but did not start; DNP = active but did not play; IA = inactive for game; PS = practice squad; PS-I = practice squad injured; P/SUS = practice squad/suspended; X = not on roster; IR = injured reserve; SUS = reserve/suspended; NFI = non-football illness; PUP = physically unable to perform; R/O = reserve/opt-out; R/C = reserve/COVID-19; R/PSC=reserve/practice squad COVID-19

2021 TENNESSEE TITANS POSTSEASON PARTICIPATION CHART

Player	1/22	Postseason Totals				Player	1/22	Postseason Totals				Player	1/22	Postseason Totals			
	Cin	GP	GS	DNP	IA		Cin	GP	GS	DNP	IA		Cin	GP	GS	DNP	IA
Adeniyi, Ola	P	1	0	0	0	Foreman, D'Onta	P	1	0	0	0	McNichols, Jeremy	PS	0	0	0	0
Autry, Denico	DE	1	1	0	0	Fort, Austin	PS	0	0	0	0	Molden, Elijah	CB	1	1	0	0
Batson, Cameron	IR	0	0	0	0	Fulton, Kristian	CB	1	1	0	0	Moore, Briley	IR	0	0	0	0
Bello, B.J.	IR	0	0	0	0	Gary, Derwin	PS	0	0	0	0	Munyer, Daniel	PS	0	0	0	0
Blasingame, Khari	P	1	0	0	0	Hand, Da'Shawn	PS	0	0	0	0	Murchison, Larrell	IA	0	0	0	1
Bledsoe, Amani	PS	0	0	0	0	Henry, Derrick	RB	1	1	0	0	Peko, Kyle	P	1	0	0	0
Boddy-Calhoun, Briean	PS	0	0	0	0	Hilliard, Dontrell	P	1	0	0	0	Pruitt, MyCole	IR	0	0	0	0
Brewer, Aaron	P	1	0	0	0	Hogan, Kevin	PS	0	0	0	0	Quessenberry, David	RT	1	1	0	0
Brown, A.J.	WR	1	1	0	0	Hollister, Cody	PS	0	0	0	0	Radunz, Dillon	IA	0	0	0	1
Brown, Jayon	P	1	0	0	0	Hooker, Amani	S	1	1	0	0	Rice, Monty	IR	0	0	0	0
Bullock, Randy	P	1	0	0	0	Hudson, Tommy	IR	0	0	0	0	Roberson, Derick	IA	0	0	0	1
Byard, Kevin	S	1	1	0	0	Izzo, Ryan	TE	1	1	0	0	Rogers, Chester	P	1	0	0	0
Carter, Jamal	PS-I	0	0	0	0	Jackson, Chris	P	1	0	0	0	Roos, Jordan	PS	0	0	0	0
Carter, Tory	IR	0	0	0	0	Jenkins, Jackrabbit	CB	1	1	0	0	Saffold III, Rodger	LG	1	1	0	0
Cole, Dylan	P	1	0	0	0	Johnson, Marcus	IR	0	0	0	0	Simmons, Jeffery	DT	1	1	0	0
Coley, Trevon	IR	0	0	0	0	Jones, Ben	C	1	1	0	0	Skipper, Tuzar	PS	0	0	0	0
Cox, Morgan	P	1	0	0	0	Jones, Chris	DNP	0	0	1	0	Skrine, Buster	P	1	0	0	0
Cruikshank, Dane	P	1	0	0	0	Jones, Joe	PS	0	0	0	0	Strong, Kevin	P	1	0	0	0
Cunningham, Zach	ILB	1	1	0	0	Jones, Julio	WR	1	1	0	0	Swaim, Geoff	TE	1	1	0	0
Davis, Nate	RG	1	1	0	0	Jones, Naquan	NT	1	1	0	0	Tannehill, Ryan	QB	1	1	0	0
DiLauro, Christian	PS	0	0	0	0	Kemp, Brandon	IR	0	0	0	0	Tart, Tear	IA	0	0	0	1
Dupree, Bud	P	1	0	0	0	Kern, Brett	P	1	0	0	0	Weaver, Rashad	IR	0	0	0	0
Dzubnar, Nick	P	1	0	0	0	Kinsey, Mason	PS	0	0	0	0	Westbrook-Ikhine, Nick	P	1	0	0	0
Evans, Darrynton	IR	0	0	0	0	Lamm, Kendall	P	1	0	0	0	Wilkins, Jordan	PS	0	0	0	0
Evans, Rashaan	IA	0	0	0	1	Landry III, Harold	OLB	1	1	0	0	Woodside, Logan	DNP	0	0	1	0
Farley, Caleb	IR	0	0	0	0	Levin, Corey	P	1	0	0	0						
Farley, Matthias	P	1	0	0	0	Lewan, Taylor	LT	1	1	0	0						
Ficken, Sam	IR	0	0	0	0	Long Jr., David	ILB	1	1	0	0						
Firkser, Anthony	P	1	0	0	0	Mabin, Greg	R/C	0	0	0	0						
Fitzpatrick, Dez	IA	0	0	0	1	McMath, Racey	P	1	0	0	0						

Starters indicated by position (QB, RB, ILB, etc.); P = played but did not start; DNP = active but did not play; IA = inactive for game; PS = practice squad; PS-I = practice squad injured; P/SUS = practice squad/suspended; X = not on roster; IR = injured reserve; SUS = reserve/suspended; NFI = non-football illness; PUP = physically unable to perform; R/O = reserve/opt-out; R/C = reserve/COVID-19; R/PSC=reserve/practice squad COVID-19

2021 RECAP

DRAFT

TEAM NOTES

PLAYER NOTES

STATISTICS

ROSTERS

2021 TENNESSEE TITANS GAME-BY-GAME STARTERS

OFFENSE

Date	Opp	WR/TE	LT	LG	C	RG	RT	TE	TE/WR/FB	QB	WR	RB
Sep 12	Ari	J. Jones (WR)	T. Lewan	R. Saffold	B. Jones	N. Davis	D. Quessenberry	G. Swaim	M. Pruitt (TE)	R. Tannehill	A. Brown	D. Henry
Sep 19	@ Sea	J. Jones (WR)	T. Sambrailo	R. Saffold	B. Jones	N. Davis	D. Quessenberry	G. Swaim	K. Blasingame (FB)	R. Tannehill	A. Brown	D. Henry
Sep 26	Ind	J. Jones (WR)	T. Lewan	R. Saffold	B. Jones	N. Davis	D. Quessenberry	G. Swaim	N. Westbrook-Ikhine (WR)	R. Tannehill	A. Brown	D. Henry
Oct 3	@ NYJ	A. Firkser (TE)	T. Lewan	R. Saffold	B. Jones	N. Davis	D. Quessenberry	G. Swaim	M. Pruitt (TE)	R. Tannehill	N. Westbrook-Ikhine	D. Henry
Oct 10	@ Jax	M. Johnson (WR)	T. Lewan	R. Saffold	B. Jones	N. Davis	D. Quessenberry	G. Swaim	K. Blasingame (FB)	R. Tannehill	A. Brown	D. Henry
Oct 18	Buf	J. Jones (WR)	T. Lewan	R. Saffold	B. Jones	N. Davis	D. Quessenberry	G. Swaim	C. Rogers (WR)	R. Tannehill	A. Brown	D. Henry
Oct 24	KC	J. Jones (WR)	K. Lamm	R. Saffold	B. Jones	N. Davis	D. Quessenberry	G. Swaim	K. Blasingame (FB)	R. Tannehill	A. Brown	D. Henry
Oct 31	@ Ind	M. Johnson (WR)	T. Lewan	R. Saffold	B. Jones	N. Davis	D. Quessenberry	G. Swaim	M. Pruitt (TE)	R. Tannehill	A. Brown	D. Henry
Nov 7	@ LAR	J. Jones (WR)	B. Hart	R. Saffold	B. Jones	A. Brewer	D. Quessenberry	G. Swaim	M. Pruitt (TE)	R. Tannehill	A. Brown	A. Peterson
Nov 14	NO	N. Westbrook-Ikhine (WR)	T. Lewan	R. Saffold	B. Jones	N. Davis	D. Quessenberry	G. Swaim	M. Pruitt (TE)	R. Tannehill	A. Brown	D. Foreman
Nov 21	Hou	M. Johnson (WR)	T. Lewan	R. Saffold	B. Jones	A. Brewer	D. Quessenberry	M. Pruitt	T. Carter (FB)	R. Tannehill	A. Brown	A. Peterson
Nov 28	@ NE	N. Westbrook-Ikhine (WR)	T. Lewan	R. Saffold	B. Jones	A. Brewer	D. Quessenberry	G. Swaim	T. Carter (FB)	R. Tannehill	C. Hollister	D. Hilliard
Dec 12	Jax	J. Jones (WR)	T. Lewan	R. Saffold	B. Jones	N. Davis	D. Quessenberry	G. Swaim	D. Foreman (RB)	R. Tannehill	N. Westbrook-Ikhine	D. Hilliard
Dec 19	@ Pit	J. Jones (WR)	T. Lewan	A. Brewer	B. Jones	N. Davis	D. Quessenberry	G. Swaim	M. Pruitt (TE)	R. Tannehill	N. Westbrook-Ikhine	D. Hilliard
Dec 23	SF	J. Jones (WR)	D. Radunz	A. Brewer	B. Jones	N. Davis	D. Quessenberry	G. Swaim	M. Pruitt (TE)	R. Tannehill	A. Brown	D. Hilliard
Jan 2	Mia	N. Westbrook-Ikhine (WR)	T. Lewan	R. Saffold	B. Jones	N. Davis	D. Quessenberry	G. Swaim	M. Pruitt (TE)	R. Tannehill	A. Brown	D. Hilliard
Jan 9	@ Hou	J. Jones (WR)	T. Lewan	R. Saffold	B. Jones	N. Davis	D. Quessenberry	G. Swaim	C. Rogers (WR)	R. Tannehill	A. Brown	D. Foreman
PLAYOFFS												
Jan 22	Cin	J. Jones (WR)	T. Lewan	R. Saffold	B. Jones	N. Davis	D. Quessenberry	G. Swaim	R. Izzo (TE)	R. Tannehill	A. Brown	D. Henry

DEFENSE

Date	Opp	DE/OLB	NT/DE	DT	OLB	ILB	ILB	DE/OLB/DB	CB	CB	S	S
Sep 12	Ari	L. Murchinson (DE)	T. Tart (NT)	J. Simmons	H. Landry III	J. Brown	R. Evans	B. Dupree (OLB)	K. Fulton	J. Jenkins	A. Hooker	K. Byard
Sep 19	@ Sea	L. Murchinson (DE)	T. Tart (NT)	J. Simmons	H. Landry III	D. Long Jr.	R. Evans	B. Dupree (OLB)	K. Fulton	J. Jenkins	B. McDougald	K. Byard
Sep 26	Ind	D. Autry (DE)	T. Tart (NT)	J. Simmons	H. Landry III	D. Long Jr.	R. Evans	C. Jackson (DB)	K. Fulton	J. Jenkins	D. Cruikshank	K. Byard
Oct 3	@ NYJ	D. Autry (DE)	T. Tart (NT)	J. Simmons	H. Landry III	D. Long Jr.	R. Evans	A. Bledsoe (DE)	K. Fulton	J. Jenkins	D. Cruikshank	K. Byard
Oct 10	@ Jax	D. Autry (DE)	T. Tart (NT)	J. Simmons	H. Landry III	D. Long Jr.	R. Evans	A. Bledsoe (DE)	K. Fulton	J. Jenkins	D. Cruikshank	K. Byard
Oct 18	Buf	D. Autry (DE)	T. Tart (NT)	J. Simmons	H. Landry III	D. Long Jr.	R. Evans	E. Molden (DB)	C. Farley	J. Jenkins	A. Hooker	K. Byard
Oct 24	KC	D. Autry (DE)	T. Tart (NT)	J. Simmons	H. Landry III	D. Long Jr.	R. Evans	E. Molden (DB)	G. Mabin	J. Jenkins	D. Cruikshank	K. Byard
Oct 31	@ Ind	D. Autry (DE)	E. Ankou (NT)	J. Simmons	H. Landry III	D. Long Jr.	M. Rice	E. Molden (DB)	G. Mabin	J. Jenkins	A. Hooker	K. Byard
Nov 7	@ LAR	D. Autry (DE)	T. Tart (NT)	J. Simmons	H. Landry III	D. Long Jr.	J. Brown	E. Molden (DB)	C. Jackson	J. Jenkins	A. Hooker	K. Byard
Nov 14	NO	D. Autry (DE)	N. Jones (NT)	J. Simmons	H. Landry III	J. Brown	M. Rice	L. Murchinson (DE)	K. Fulton	J. Jenkins	A. Hooker	K. Byard
Nov 21	Hou	D. Autry (DE)	T. Tart (NT)	J. Simmons	H. Landry III	J. Brown	M. Rice	L. Murchinson (DE)	K. Fulton	C. Jackson	A. Hooker	K. Byard
Nov 28	@ NE	D. Autry (DE)	K. Peko (NT)	J. Simmons	H. Landry III	J. Brown	M. Rice	E. Molden (DB)	K. Fulton	J. Jenkins	A. Hooker	K. Byard
Dec 12	Jax	D. Autry (DE)	N. Jones (NT)	J. Simmons	H. Landry III	J. Brown	R. Evans	E. Molden (DB)	K. Fulton	B. Skrine	A. Hooker	K. Byard
Dec 19	@ Pit	K. Peko (DE)	N. Jones (NT)	J. Simmons	H. Landry III	Z. Cunningham	R. Evans	B. Dupree (OLB)	K. Fulton	B. Skrine	A. Hooker	K. Byard
Dec 23	SF	T. Tart (DE)	N. Jones (NT)	J. Simmons	H. Landry III	Z. Cunningham	R. Evans	B. Dupree (OLB)	K. Fulton	B. Skrine	A. Hooker	K. Byard
Jan 2	Mia	B. Dupree (OLB)	N. Jones (DE)	J. Simmons	H. Landry III	Z. Cunningham	R. Evans	E. Molden (DB)	K. Fulton	J. Jenkins	A. Hooker	K. Byard
Jan 9	@ Hou	L. Murchinson (DE)	K. Peko (NT)	J. Simmons	H. Landry III	D. Long Jr.	Z. Cunningham	B. Dupree (OLB)	K. Fulton	J. Jenkins	A. Hooker	K. Byard
PLAYOFFS												
Jan 22	Cin	D. Autry (DE)	N. Jones (NT)	J. Simmons	H. Landry III	D. Long Jr.	Z. Cunningham	E. Molden (DB)	K. Fulton	J. Jenkins	A. Hooker	K. Byard

Bold denotes rookie

2021 RECAP

DRAFT

TEAM NOTES

PLAYER NOTES

STATISTICS

ROSTERS

2021-2022 TENNESSEE TITANS TRANSACTIONS

January 2	Activated P BRETT KERN from reserve/COVID-19; activated K SAM SLOMAN from the practice squad to the active roster standard elevation; activated OLB BROOKS REED from the practice squad to the active roster COVID-19 replacement	May 17	Waived WR RASHARD DAVIS ; waived non-football injury LB DAVIN BELLAMY ; signed free agent WR KALIJA LIPSCOMB
January 3	Placed DT TEAIR TART on reserve/COVID-19	May 26	Signed free agent T CHRISTIAN DiLAURO
January 6	Released WR RASHARD DAVIS from the practice squad; signed WR MARCUS JOHNSON to the practice squad; restored OLB TUZAR SKIPPER to the practice from practice squad injured	June 3	Waived DT DAYLON MACK ; waived DT JULLIAN TAYLOR with injury waiver; signed free agents DT TREVON COLEY and DT ABRY JONES
January 7	Activated K STEPHEN GOSTKOWSKI from reserve/COVID-19; placed G/C AARON BREWER on reserve/COVID-19	June 4	Waived injured T ANTHONY McKINNEY ; placed CB KEVIN JOHNSON on reserve/retired; signed free agent G ADAM COON
January 11	Signed T PAUL ADAMS , WR RASHARD DAVIS , TE PARKER HESSE , WR CODY HOLLISTER , TE TOMMY HUDSON , LB JAN JOHNSON , T BRANDON KEMP , QB DeSHONE KIZER , K TUCKER McCANN , C DANIEL MUNYER , OLB NATE ORCHARD , LS MATT ORZECZ , WR CHESTER ROGERS and OLB TUZAR SKIPPER to future contracts	June 8	Waived T ANTHONY McKINNEY from reserve/injured with an injury settlement
January 13	Signed TE JARED PINKNEY to a future contract	June 9	Traded a second-round pick in the 2022 NFL Draft and a conditional fourth-round pick in the 2023 NFL Draft to the Atlanta Falcons for WR JULIO JONES and a sixth-round draft pick in the 2023 NFL Draft
January 14	Signed LB DAVIN BELLAMY and DT DAYLON MACK to future contracts	June 10	Signed fourth-round choice OLB RASHAD WEAVER
January 15	Offensive coordinator ARTHUR SMITH is named head coach of the Atlanta Falcons	June 17	Waived OLB JUSTUS REED ; signed free agent CB KEVIN PETERSON
January 18	Activated G/C AARON BREWER and DT TEAIR TART from reserve/COVID-19	July 23	Signed third-round choice CB ELIJAH MOLDEN
January 21	Signed WR MASON KINSEY to a future contract	July 24	Signed third-round choice LB MONTY RICE ; placed DT ABRY JONES on reserve/retired; placed G/C AARON BREWER and CB CALEB FARLEY on non-football injury; placed OLB BUD DUPREE , RB JEREMY McNICHOLS and T TY SAMBRAILO on physically unable to perform
January 29	Elevated SHANE BOWEN to defensive coordinator, TODD DOWNING to offensive coordinator, RYAN CROW to outside linebackers coach, MATT EDWARDS to assistant special teams coach, ZAK KUHR to inside linebackers assistant and LUKE STECKEL to tight ends coach; hired KENECHI UDEZE as defensive line assistant	July 25	Waived OLB TUZAR SKIPPER ; signed free agent OLB JOHN SIMON
February 1	Signed DB MAURICE SMITH to a future contract	July 26	Waived DT BRUCE HECTOR ; signed free agents DT KYLE PEKO and DT ANTHONY RUSH
February 11	Hired ERIK FRAZIER as offensive skill assistant and JASON HOUGHTALING as offensive line assistant	July 28	Placed CB CHRIS JONES on reserve/COVID-19; signed free agent CB BRIEAN BODDY-CALHOUN
February 25	Terminated vested veterans WR ADAM HUMPHRIES and CB CHRIS MILTON ; waived CB BREON BORDERS ; signed free agent DT JULLIAN TAYLOR	July 29	Placed OLB BUD DUPREE on reserve/COVID-19
March 1	Signed free agent CB BREON BORDERS	July 30	Waived injured OL ELIJAH NKANSAH ; signed free agents C PATRICK MORRIS and C SPENCER PULLEY
March 9	Signed free agent WR MARCUS JOHNSON	July 31	Activated OLB BUD DUPREE from reserve/COVID-19; placed T BRANDON KEMP on injured reserve; waived CB QUENTON MEEKS ; signed free agent TE LUKE STOCKER
March 10	Terminated vested veterans CB MALCOLM BUTLER and S KENNY VACCARO	August 1	Waived K BLAKE HAUBEIL ; claimed K SAM FICKEN off waivers from the N.Y. Jets; placed TE BRILEY MOORE on injured reserve
March 16	Terminated vested veterans CB ADOREE' JACKSON and T DENNIS KELLY	August 2	Moved RB JEREMY McNICHOLS and T TY SAMBRAILO from physically unable to perform to the active roster; moved CB CALEB FARLEY from non-football injury to the active roster
March 17	Traded T ISAIAH WILSON and a 2022 seventh-round selection to the Miami Dolphins for their 2021 seventh-round selection; signed free agent TE ANTHONY FIRKSER	August 3	Waived OL ELIJAH NKANSAH from reserve/injured with an injury settlement
March 19	Signed unrestricted free agents DL DENICO AUTRY , LS MORGAN COX , OLB BUD DUPREE and T KENDALL LAMM ; signed free agent CB JANORIS JENKINS	August 5	Terminated vested veteran QB DeSHONE KIZER ; placed CB GREG MABIN and C SPENCER PULLEY on injured reserve; signed free agents QB MATT BARKLEY , TE DONNIE ERNSBERGER , T BRENT QVALE and G ROSS REYNOLDS
March 22	Signed unrestricted free agents CB KEVIN JOHNSON and T TY SAMBRAILO	August 6	Moved OLB BUD DUPREE from physically unable to perform to the active roster; waived C PATRICK MORRIS ; activated CB CHRIS JONES from reserve/COVID-19
March 23	Signed unrestricted free agents LB JAYON BROWN , WR JOSH REYNOLDS and TE GEOFF SWAIM ; signed free agent OLB OLA ADENIYI	August 7	Placed WR CODY HOLLISTER on injured reserve; signed free agent G JORDAN ROOS
March 30	Signed unrestricted free agent S MATTHIAS FARLEY	August 10	Waived injured TE DONNIE ERNSBERGER ; terminated vested veterans CB GREG MABIN and C SPENCER PULLEY from reserve/injured with injury settlements
April 7	Hired JIM SCHWARTZ as senior defensive assistant	August 11	Signed free agent TE GABE HOLMES
April 23	Signed free agents LB B.J. BELLO , DT WOODROW HAMILTON IV , DT BRUCE HECTOR and CB CHRIS JONES	August 12	Waived injured G ADAM COON ; waived WR KALIJA LIPSCOMB ; signed free agents S REGGIE FLOYD and S TEDRIC THOMPSON
April 29	Claimed OL ELIJAH NKANSAH off waivers from the Indianapolis Colts; drafted CB CALEB FARLEY (first round, 22nd overall)	August 14	Waived TE DONNIE ERNSBERGER from reserve/injured with an injury settlement
April 30	Drafted OL DILLON RADUNZ (second round, 53rd overall), LB MONTY RICE (third round, 92nd overall) and CB ELIJAH MOLDEN (third round, 100th overall)	August 15	Terminated vested veteran TE GABE HOLMES ; placed LB B.J. BELLO on injured reserve; signed free agent TE DEON YELDER
May 1	Drafted WR DEZ FITZPATRICK (fourth round, 109th overall), OLB RASHAD WEAVER (fourth round, 135th overall), WR RACEY McMATH (sixth round, 205th overall), S BRADY BREEZE (sixth round, 215th overall)	August 16	Waived S REGGIE FLOYD , P JAMES SMITH and TE DEON YELDER ; waived injured DB MAURICE SMITH ; placed CB KEVIN PETERSON on injured reserve; signed free agents S CLAYTON GEATHERS and S BRADLEY McDUGALD
May 4	Signed free agent WR FRED BROWN	August 17	Signed free agent LB NICK DZUBNAR ; waived T PAUL ADAMS ; placed DT TREVON COLEY and S TEDRIC THOMPSON on injured reserve; waived WR CODY HOLLISTER from reserve/injured with an injury settlement
May 6	Waived CB KAREEM ORR ; signed free agents RB BRIAN HILL , CB GREG MABIN and LB JUSTIN MARCH-LILLARD	August 18	Signed free agent S JAMAL CARTER
May 10	Terminated vested veteran OLB NATE ORCHARD ; waived TE PARKER HESSE and LS MATT ORZECZ	August 19	Placed T BRENT QVALE on injured reserve; signed free agent T PAUL ADAMS
May 11	Signed free agent CB QUENTON MEEKS	August 20	Waived G ADAM COON from reserve/injured with an injury settlement; terminated vested veteran S TEDRIC THOMPSON from reserve/injured with an injury settlement
May 14	Signed the following undrafted free agents: G/C COLE BANWART , FB TORY CARTER , TE MILLER FORRISTALL , K BLAKE HAUBEIL , OL CHANDON HERRING , DT NAQUAN JONES , TE BRILEY MOORE , OLB JUSTUS REED , RB MEKHI SARGENT and P JAMES SMITH ; signed first-round choice CB CALEB FARLEY , second-round choice T DILLON RADUNZ , fourth-round choice WR DEZ FITZPATRICK , sixth-round choice WR RACEY McMATH and sixth-round choice S BRADY BREEZE	August 23	Placed DT ANTHONY RUSH on reserve/COVID-19; waived injured T PAUL ADAMS , K TUCKER McCANN and G ROSS REYNOLDS ; claimed DL FREEDOM AKINMOLADUN off waivers from the Cincinnati Bengals
		August 24	Placed LB NICK DZUBNAR and RB JEREMY McNICHOLS on

2021-2022 TENNESSEE TITANS TRANSACTIONS

	reserve/COVID-19; terminated vested veteran CB KEVIN PETERSON from injured reserve	September 18	Activated TE TOMMY HUDSON from the practice squad to the active roster standard elevation
August 25	Placed OLB HAROLD LANDRY III on reserve/COVID-19; claimed OL DERWIN GRAY off waivers from the Jacksonville Jaguars; waived DB MAURICE SMITH from reserve/injured with an injury settlement	September 20	Released K RYAN SANTOSO from the practice squad; signed T CHRISTIAN DiLAURO to the practice squad
August 26	Placed LB JUSTIN MARCH-LILLARD , TE GEOFF SWAIM and QB RYAN TANNEHILL on reserve/COVID-19; moved G/C AARON BREWER from non-football injury to the active roster; signed free agents DB NATE BROOKS , RB JAVIAN HAWKINS and LB CASSH MALUIA ; placed DT KYLE PEKO on injured reserve	September 21	Terminated vested veteran S BRADLEY McDOUGALD ; waived DT ANTHONY RUSH
August 27	Activated DT ANTHONY RUSH from reserve/COVID-19	September 22	Signed DT NAQUAN JONES from the practice squad to the active roster; signed DL ANDREW BROWN to the practice squad
August 28	Placed WR RACEY McMATH on reserve/COVID-19; waived T PAUL ADAMS from reserve/injured with an injury settlement	September 24	Signed TE TOMMY HUDSON from the practice squad to the active roster
August 29	Terminated vested veterans S CLAYTON GEATHERS and OLB JOHN SIMON ; waived DL FREEDOM AKINMOLADUN , DB NATE BROOKS and LB CASSH MALUIA ; placed RB BRIAN HILL on injured reserve; placed C BEN JONES on reserve/COVID-19	September 25	Activated FB TORY CARTER and DT WOODROW HAMILTON IV from the practice squad to the active roster standard elevation
August 30	Placed G NATE DAVIS on reserve/COVID-19; waived injured OL CHANDON HERRING ; waived G ROSS REYNOLDS from reserve/injured with an injury settlement; terminated vested veteran T BRENT QVALE from reserve/injured with an injury settlement	September 28	Placed OLB DERICK ROBERSON and OLB RASHAD WEAVER on injured reserve; released DL ANDREW BROWN from the practice squad; signed OLB SHARIF FINCH to the practice squad
August 31	Terminated vested veterans CB BRIAN BODDY-CALHOUN , S JAMAL CARTER and DL WOODROW HAMILTON IV ; waived G/C COLE BANWART , WR FRED BROWN , FB TORY CARTER , T CHRISTIAN DiLAURO , WR DEZ FITZPATRICK , TE MILLER FORRISTALL , OL DERWIN GRAY , RB JAVIAN HAWKINS , LB JAN JOHNSON , DT NAQUAN JONES , WR MASON KINSEY , TE JARED PINKNEY , OLB WYATT RAY and G JORDAN ROOS	September 29	Designated S BRADY BREEZE and WR MARCUS JOHNSON to return to practice; signed DE ABDULLAH ANDERSON to the practice squad
September 1	Terminated vested veteran QB MATT BARKLEY ; claimed C/G COREY LEVIN off waivers from the N.Y. Jets; signed CB BRIAN BODDY-CALHOUN , S JAMAL CARTER , FB TORY CARTER , T CHRISTIAN DiLAURO , WR DEZ FITZPATRICK , TE MILLER FORRISTALL , OL DERWIN GRAY , DL WOODROW HAMILTON IV , LB JAN JOHNSON , DT NAQUAN JONES , WR MASON KINSEY and G JORDAN ROOS to the practice squad; placed G/C COLE BANWART on reserve/COVID-19	September 30	Signed free agent P JOHNNY TOWNSEND
September 2	Terminated vested veteran TE LUKE STOCKER ; placed RB DARRYNTON EVANS , WR MARCUS JOHNSON and C DANIEL MUNYER on injured reserve; signed QB MATT BARKLEY and DE AMANI BLEDSOE to the practice squad; terminated vested veteran RB BRIAN HILL from reserve/injured with an injury settlement; activated LB NICK DZUBNAR from reserve/COVID-19	October 1	Placed DL LARRELL MURCHISON on injured reserve; signed DL WOODROW HAMILTON IV and OLB SHARIF FINCH from the practice squad to the active roster
September 3	Placed S BRADY BREEZE on injured reserve; activated OLB HAROLD LANDRY III and WR RACEY McMATH from reserve/COVID-19; released TE MILLER FORRISTALL from the practice squad; signed TE MYCOLE PRUITT to the practice squad	October 2	Activated DE AMANI BLEDSOE and FB TORY CARTER from the practice squad to the active roster standard elevation
September 4	Activated RB JEREMY McNICHOLS and QB RYAN TANNEHILL from reserve/COVID-19; terminated vested veteran DT KYLE PEKO from reserve/injured with an injury settlement	October 5	Signed OLB JOHN SIMON and DT CARAUN REID to the practice squad; waived K TUCKER McCANN from injured reserve
September 6	Waived CB CHRIS JONES and C/G COREY LEVIN ; activated LB JUSTIN MARCH-LILLARD and TE GEOFF SWAIM from reserve/COVID-19; terminated vested veteran LB JUSTIN MARCH-LILLARD	October 6	Designated RB DARRYNTON EVANS to return to practice
September 7	Terminated vested veteran S BRADLEY McDOUGALD ; placed S BRADY BREEZE on reserve/COVID-19; waived OL CHANDON HERRING from reserve/injured with an injury settlement; released OL DERWIN GRAY from the practice squad	October 8	Placed G/C AARON BREWER , LB JAYON BROWN , TE TOMMY HUDSON and WR RACEY McMATH on injured reserve; signed DE AMANI BLEDSOE , LB JOE JONES and C/G COREY LEVIN from the practice squad to the active roster
September 8	Activated G NATE DAVIS and C BEN JONES from reserve/COVID-19; signed CB CHRIS JONES , C/G COREY LEVIN and S BRADLEY McDOUGALD to the practice squad	October 9	Waived OLB SHARIF FINCH ; signed OLB JOHN SIMON from the practice squad to the active roster; Activated WR MARCUS JOHNSON from reserve/injured, designated for return; activated S JAMAL CARTER and DT CARAUN REID from the practice squad to the active roster standard elevation
September 9	Activated G/C COLE BANWART from reserve/COVID-19; waived G/C COLE BANWART	October 12	Terminated vested veteran DT WOODROW HAMILTON IV ; placed T TY SAMBRAILO on reserve/retired; placed P BRETT KERN on reserve/COVID-19; signed T DERWIN GRAY and C JIMMY MURRAY to the practice squad
September 10	Released T CHRISTIAN DiLAURO from the practice squad; signed K MICHAEL BADGLEY to the practice squad	October 13	Signed LB AVERY WILLIAMSON from the Denver Broncos practice squad; signed LB DYLAN COLE and DT KYLE PEKO to the practice squad; designated S AMANI HOOKER to return to practice
September 11	Placed K SAM FICKEN on injured reserve; signed K MICHAEL BADGLEY from the practice squad to the active roster; activated S BRADLEY McDOUGALD and TE MYCOLE PRUITT from the practice squad to the active roster standard elevation; signed K RANDY BULLOCK to the practice squad	October 18	Placed CB KRISTIAN FULTON on injured reserve; activated S AMANI HOOKER from reserve/injured, designated for return; activated FB TORY CARTER from the practice squad to the active roster COVID-19 replacement
September 13	Waived K MICHAEL BADGLEY and TE TOMMY HUDSON ; signed S BRADLEY McDOUGALD and TE MYCOLE PRUITT from the practice squad to the active roster; released LB JAN JOHNSON from the practice squad; signed T CHRISTIAN DiLAURO and LB JOE JONES to the practice squad	October 19	Placed WR CAMERON BATSON and CB CALEB FARLEY on injured reserve; waived P JOHNNY TOWNSEND ; activated S BRADY BREEZE from reserve/injured, designated for return
September 14	Signed TE AUSTIN FORT to the practice squad	October 20	Signed T BOBBY HART from the Buffalo Bills practice squad; signed CB GREG MABIN from the Arizona Cardinals practice squad; designated DL LARRELL MURCHISON and C DANIEL MUNYER to return to practice
September 15	Placed S AMANI HOOKER on injured reserve; signed K RANDY BULLOCK from the practice squad to the active roster; signed TE TOMMY HUDSON to the practice squad	October 22	Activated P BRETT KERN from reserve/COVID-19
September 16	Activated S BRADY BREEZE from reserve/COVID-19 returning him back to injured reserve	October 23	Waived RB MEKHI SARGENT ; activated RB DARRYNTON EVANS and DL LARRELL MURCHISON from reserve/injured, designated for return; activated CB CHRIS JONES and WR MASON KINSEY from the practice squad to the active roster standard elevation
September 17	Released T CHRISTIAN DiLAURO from the practice squad; signed K RYAN SANTOSO to the practice squad	October 26	Released DE ABDULLAH ANDERSON , LB DYLAN COLE and C JIMMY MURRAY from the practice squad; signed DT ELI ANKOU and RB MEKHI SARGENT to the practice squad
		October 27	Designated C/G AARON BREWER , LB JAYON BROWN and OLB DERICK ROBERSON to return to practice; signed RB DONTRELL HILLIARD to the practice squad
		October 29	Placed RB DARRYNTON EVANS on injured reserve
		October 30	Signed FB TORY CARTER from the practice squad to the active roster; activated DT ELI ANKOU and RB DONTRELL HILLIARD from the practice squad to the active roster standard elevation
		November 1	Placed RB DERRICK HENRY on injured reserve; activated C DANIEL MUNYER from reserve/injured, designated for return
		November 2	Terminated vested veteran LB AVERY WILLIAMSON ; released DT ELI ANKOU , DT CARAUN REID and RB MEKHI SARGENT from the practice squad; signed CB NATE BROOKS , RB D'ONTA FOREMAN , RB ADRIAN PETERSON and NT NILES SCOTT to the practice squad
		November 4	Waived C DANIEL MUNYER
		November 5	Signed RB ADRIAN PETERSON from the practice squad to the active roster
		November 6	Waived OLB JOHN SIMON ; placed FB KHARI BLASINGAME on injured reserve; activated G/C AARON BREWER and LB JAYON

2021-2022 TENNESSEE TITANS TRANSACTIONS

	BROWN from reserve/injured, designated for return; signed RB D'ONTA FOREMAN from the practice squad to the active roster; signed LB DYLAN COLE and C DANIEL MUNYER to the practice squad; activated LB DYLAN COLE and CB CHRIS JONES from the practice squad to the active roster standard elevation	December 20	Placed CB ELIJAH MOLDEN on reserve/COVID-19; designated WR A.J. BROWN and CB CHRIS JACKSON to return to practice
November 9	Waived CB BREON BORDERS and WR JOSH REYNOLDS; released CB NATE BROOKS from the practice squad	December 22	Placed G RODGER SAFFOLD III on reserve/COVID-19
November 10	Designated CB KRISTIAN FULTON to return to practice; signed CB CHRIS JONES from the practice squad to the active roster; practice squad QB MATT BARKLEY signed to the Carolina Panthers active roster; signed QB KEVIN HOGAN and WR CHRIS ROWLAND to the practice squad	December 23	Placed T KENDALL LAMM on reserve/COVID-19; activated WR A.J. BROWN and CB CHRIS JACKSON from reserve/injured, designated for return; activated T CHRISTIAN DiLAURO from the practice squad to the active roster standard elevation; activated C DANIEL MUNYER and DE KEVIN STRONG from the practice squad to the active roster COVID-19 replacement
November 11	Signed CB BREON BORDERS to the practice squad	December 24	Placed T TAYLOR LEWAN on reserve/COVID-19; activated WR DEZ FITZPATRICK from reserve/COVID-19; restored S JAMAL CARTER to practice squad/injured reserve from practice squad reserve/COVID-19
November 13	Placed DB DANE CRUIKSHANK and WR JULIO JONES on injured reserve; activated CB KRISTIAN FULTON from reserve/injured, designated for return; signed WR DEZ FITZPATRICK from the practice squad to the active roster; activated LB DYLAN COLE and DT KYLE PEKO from the practice squad to the active roster standard elevation	December 25	Placed G NATE DAVIS on reserve/COVID-19
November 15	Waived DE AMANI BLEDSOE and T BOBBY HART	December 26	Placed WR NICK WESTBROOK-IKHINE on reserve/COVID-19
November 16	Activated OLB DERICK ROBERSON from reserve/injured, designated for return; signed LB DYLAN COLE from the practice squad to the active roster; signed WR CODY HOLLISTER to the practice squad	December 27	Activated CB ELIJAH MOLDEN and G RODGER SAFFOLD III from reserve/COVID-19; placed OLB BUD DUPREE, CB CALEB FARLEY, WR JULIO JONES and CB BUSTER SKRINE on reserve/COVID-19; released CB NATE BROOKS from the practice squad; signed T CEDRIC OGBUEHI to the practice squad
November 17	Signed DT KYLE PEKO from the practice squad to the active roster; signed DE AMANI BLEDSOE and T BOBBY HART to the practice squad; designated TE TOMMY HUDSON to return to practice	December 28	Placed DE DENICO AUTRY and LB JAYON BROWN on reserve/COVID-19; placed WR CODY HOLLISTER on practice squad reserve/COVID-19
November 19	Practice squad T BOBBY HART signed to the Buffalo Bills active roster	December 29	Activated T TAYLOR LEWAN from reserve/COVID-19; placed CB BRIAN BODDY-CALHOUN on practice squad reserve/COVID-19; released T CEDRIC OGBUEHI from the practice squad; signed WR CALEB SCOTT to the practice squad
November 20	Placed OLB BUD DUPREE on injured reserve; activated TE TOMMY HUDSON from reserve/injured, designated for return; activated CB BREON BORDERS and RB DONTRELL HILLIARD from the practice squad to the active roster standard elevation	December 30	Activated G NATE DAVIS and CB CALEB FARLEY from reserve/COVID-19; signed T PAUL ADAMS and DB SHYHEIM CARTER to the practice squad
November 22	Placed LB JOE JONES on reserve/COVID-19	December 31	Activated WR NICK WESTBROOK-IKHINE from reserve/COVID-19
November 23	Waived RB ADRIAN PETERSON; placed CB CHRIS JACKSON and WR MARCUS JOHNSON on injured reserve; signed RB DONTRELL HILLIARD from the practice squad to the active roster; signed free agents OLB JOHN SIMON and CB BUSTER SKRINE; released WR CHRIS ROWLAND and NT NILES SCOTT from the practice squad; signed WR AUSTIN MACK, RB RODNEY SMITH, DE KEVIN STRONG and WR GOLDEN TATE to the practice squad; designated FB KHARI BLASINGAME to return to practice	January 1	Activated DE DENICO AUTRY, OLB BUD DUPREE and CB BUSTER SKRINE from reserve/COVID-19; activated WR CODY HOLLISTER from practice squad reserve/COVID-19; released WR CALEB SCOTT from the practice squad
November 24	Placed QB LOGAN WOODSIDE on reserve/COVID-19	January 3	Activated LB JAYON BROWN, WR JULIO JONES and T KENDALL LAMM from reserve/COVID-19; activated CB BRIAN BODDY-CALHOUN from practice squad reserve/COVID-19; placed TE MYCOLE PRUITT on injured reserve; placed T PAUL ADAMS on practice squad reserve/COVID-19
November 26	Placed TE AUSTIN FORT on practice squad reserve/COVID-19; signed QB DeSHONE KIZER to the practice squad	January 4	Waived CB CHRIS JONES and LB JOE JONES; released DB SHYHEIM CARTER, DB RODNEY CLEMONS and WR GOLDEN TATE from the practice squad; placed LB MONTY RICE on reserve/COVID-19
November 27	Placed WR A.J. BROWN on injured reserve; activated FB KHARI BLASINGAME from reserve/injured, designated for return; activated QB KEVIN HOGAN and DE KEVIN STRONG from the practice squad to the active roster standard elevation; activated CB BREON BORDERS and WR CODY HOLLISTER from the practice squad to the active roster COVID-19 replacement	January 5	Signed TE RYAN IZZO from the Seattle Seahawks practice squad; designated RB DERRICK HENRY to return to practice; signed DE Da'SHAWN HAND to the practice squad
November 29	Activated LB JOE JONES from reserve/COVID-19; placed S KEVIN BYARD on reserve/COVID-19; released QB DeSHONE KIZER from the practice squad	January 6	Signed CB CHRIS JONES and LB JOE JONES to the practice squad
November 30	Placed LB MONTY RICE on injured reserve; released WR AUSTIN MACK from the practice squad	January 8	Waived RB JEREMY McNICHOLS; signed DE KEVIN STRONG from the practice squad to the active roster; activated DE Da'SHAWN HAND and RB JORDAN WILKINS from the practice squad to the active roster standard elevation
December 4	Activated QB LOGAN WOODSIDE from reserve/COVID-19	January 10	Activated LB MONTY RICE from reserve/COVID-19; activated T PAUL ADAMS from practice squad reserve/COVID-19; released T PAUL ADAMS from the practice squad
December 6	Waived OLB JOHN SIMON; designated DB DANE CRUIKSHANK, WR JULIO JONES and WR RACEY McMATH to return to practice; signed OLB TUZAR SKIPPER to the practice squad; activated TE AUSTIN FORT from practice squad reserve/COVID-19	January 11	Signed RB JEREMY McNICHOLS to the practice squad; placed RB JORDAN WILKINS on practice squad reserve/COVID-19; signed LB KOBE JONES and DB CHRIS WILLIAMSON to future contracts
December 7	Activated S KEVIN BYARD from reserve/COVID-19	January 17	Designated FB TORY CARTER to return to practice; activated RB JORDAN WILKINS from practice squad reserve/COVID-19
December 8	Released RB RODNEY SMITH from the practice squad; placed S JAMAL CARTER on practice squad/injured; signed DB RODNEY CLEMONS and RB JORDAN WILKINS to the practice squad	January 19	Placed CB GREG MABIN on reserve/COVID-19
December 9	Claimed LB ZACH CUNNINGHAM off waivers from the Houston Texans	January 21	Activated RB DERRICK HENRY from reserve/injured, designated for return; activated CB CHRIS JONES from the practice squad to the active roster standard elevation
December 11	Waived S BRADY BREEZE; placed TE TOMMY HUDSON on injured reserve; activated DB DANE CRUIKSHANK, WR JULIO JONES and WR RACEY McMATH from reserve/injured, designated for return; activated WR CODY HOLLISTER and DE KEVIN STRONG from the practice squad to the active roster standard elevation		
December 13	Placed S JAMAL CARTER on practice squad reserve/COVID-19		
December 14	Placed WR DEZ FITZPATRICK on reserve/COVID-19		
December 15	Designated OLB BUD DUPREE to return to practice; practice squad CB BREON BORDERS signed to the Arizona Cardinals active roster; signed CB NATE BROOKS to the practice squad		
December 18	Placed FB TORY CARTER on injured reserve; activated OLB BUD DUPREE from reserve/injured, designated for return; activated WR CODY HOLLISTER and C DANIEL MUNYER from the practice squad to the active roster standard elevation; activated DE KEVIN STRONG from the practice squad to the active roster COVID-19 replacement		

TENNESSEE TITANS UNOFFICIAL DEPTH CHART

OFFENSE

WR	11	A.J. Brown	<u>10</u>	<u>Dez Fitzpatrick</u>	
TE	87	Geoff Swaim	86	Anthony Firkser	83 Ryan Izzo
LT	77	Taylor Lewan	<u>75</u>	<u>Dillon Radunz</u>	
LG	76	Rodger Saffold III	62	Aaron Brewer	<u>75</u> <u>Dillon Radunz</u>
C	60	Ben Jones	61	Corey Levin	62 Aaron Brewer
RG	64	Nate Davis	62	Aaron Brewer	
RT	72	David Quessenberry	71	Kendall Lamm	
WR	15	Nick Westbrook-Ikhine	80	Chester Rogers	
WR	2	Julio Jones	<u>81</u>	<u>Racey McMath</u>	
QB	17	Ryan Tannehill	5	Logan Woodside	
RB	22	Derrick Henry	7	D'Onta Foreman	40 Dontrell Hilliard 45 Khari Blasingame (FB)

DEFENSE

DE	96	Denico Autry	<u>90</u>	<u>Naquan Jones</u>	
NT	93	Teair Tart	95	Kyle Peko	
DT	98	Jeffery Simmons	91	Larrell Murchison	97 Kevin Strong
OLB	48	Bud Dupree	92	Ola Adeniyi	
ILB	51	David Long Jr.	55	Jayon Brown	49 Nick Dzubnar
ILB	41	Zach Cunningham	54	Rashaan Evans	53 Dylan Cole
OLB	58	Harold Landry III	50	Derick Roberson	
CB	20	Jackrabbit Jenkins	<u>24</u>	<u>Elijah Molden</u>	35 Chris Jackson
S	31	Kevin Byard	21	Matthias Farley	
S	37	Amani Hooker	29	Dane Cruikshank	
CB	26	Kristian Fulton	38	Buster Skrine	

SPECIAL TEAMS

K	14	Randy Bullock	6	Brett Kern
KO	14	Randy Bullock	6	Brett Kern
P	6	Brett Kern	14	Randy Bullock
H	6	Brett Kern	5	Logan Woodside
PR	80	Chester Rogers	37	Amani Hooker
KOR	80	Chester Rogers	40	Dontrell Hilliard
LS	46	Morgan Cox	60	Ben Jones

Rookies are underlined

Injured Reserve (starters when injured in italics): CB Caleb Farley, K Sam Ficken, WR Cameron Batson, RB Darrynton Evans, FB Tory Carter, TE Briley Moore, LB B.J. Bello, ILB Monty Rice, T Brandon Kemp, *TE MyCole Pruitt, WR Marcus Johnson*, TE Tommy Hudson, DT Trevon Coley, OLB Rashad Weaver

Reserve/COVID-19: CB Greg Mabin

As of Jan. 22, 2022

TITANS PRONUNCIATION GUIDE

OLA ADENIYI (OH-la ah-DAY-nee); **Randy BULLOCK** (BULL-luck); **Kevin BYARD** (BY-urd); **Dane CRUIKSHANK** (CROOK-shank); **Nick DZUBNAR** (duh-ZOOb-nar); **MATTHIAS Farley** (ma-THIGH-us); **Anthony FIRKSER** (FERK-sir); **D'ONTA Foreman** (dee-AHN-tay); **Taylor LEWAN** (leh-WAHN); **Kyle PEKO** (PECK-oh); **David QUESSNBERRY** (KWESS-en-berry); **Dillon RADUNZ** (RAY-dinz); **Derick ROBERSON** (ROW-ber-son); **Buster SKRINE** (Screen); **Ryan TANNEHILL** (TAN-uh-hill); **TEAIR Tart** (tee-AIR); **Nick Westbrook-IKHINE** (uh-KEEN-uh)

TENNESSEE TITANS ROSTER BY EXPERIENCE

<u>14TH YEAR</u>		<u>6TH YEAR</u>		<u>3RD YEAR</u>		<u>1ST YEAR</u>	
Brett Kern	P	Kevin Byard	S	Khari Blasingame	FB	Tommy Hudson (IR)	TE
		Matthias Farley	S	A.J. Brown	WR	Brandon Kemp (IR)	T
<u>12TH YEAR</u>		Derrick Henry	RB	Nate Davis	OL	<u>ROOKIE DRAFT PICKS</u>	
Morgan Cox	LS	MyCole Pruitt (IR)	TE	Sam Ficken (IR)	K	Caleb Farley (IR)	CB
Rodger Saffold III	G	<u>5TH YEAR</u>		Amani Hooker	S	Dez Fitzpatrick	WR
<u>11TH YEAR</u>		Jayon Brown	ILB	Corey Levin	C/G	Racey McMath	WR
Julio Jones	WR	Dylan Cole	ILB	David Long Jr.	LB	Elijah Molden	CB
Buster Skrine	CB	Trevon Coley (IR)	DT	Kyle Peko	DT	Dillon Radunz	OL
<u>10TH YEAR</u>		Zach Cunningham	ILB	David Quessenberry	OL	Monty Rice (IR)	LB
Randy Bullock	K	Marcus Johnson (IR)	WR	Derick Roberson	OLB	Rashad Weaver (IR)	OLB
Jackrabbit Jenkins	CB	Greg Mabin (R/COVID-19)	CB	Jeffery Simmons	DT	<u>ROOKIE FREE AGENTS</u>	
Ben Jones	C	Chester Rogers	WR	Kevin Strong	DE	Tory Carter (IR)	FB
Ryan Tannehill	QB	<u>4TH YEAR</u>		<u>2ND YEAR</u>		Naquan Jones	DT
<u>8TH YEAR</u>		Ola Adeniyi	OLB	Aaron Brewer	G/C	Briley Moore (IR)	TE
Denico Autry	DL	Cameron Batson (IR)	WR	Darrynton Evans (IR)	CB	As of Jan. 22, 2022	
Taylor Lewan	T	B.J. Bello (IR)	ILB	Kristian Fulton	RB		
<u>7TH YEAR</u>		Dane Cruikshank	DB	Chris Jackson	DB		
Bud Dupree	OLB	Rashaan Evans	LB	Larrell Murchison	DL		
Nick Dzubnar	ILB	Anthony Firkser	TE	Teair Tart	DT		
Kendall Lamm	T	D'Onta Foreman	RB	Nick Westbrook-Ikhine	WR		
Geoff Swaim	TE	Dontrell Hilliard	RB	Logan Woodside	QB		
		Ryan Izzo	TE				
		Harold Landry III	OLB				

TENNESSEE TITANS ROSTER BY DRAFT ROUND

<u>ROUND 1</u>			<u>ROUND 5</u>			<u>UNDRAFTED</u>		
Player	Pos.	Year	Player	Pos.	Year	Player	Pos.	Year
Caleb Farley (IR)	CB	2021	Larrell Murchison	DL	2020	Tory Carter (IR)	FB	2021
Jeffery Simmons	DT	2019	Dane Cruikshank	DB	2018	Naquan Jones	DT	2021
Rashaan Evans	LB	2018	Jayon Brown	LB	2017	Briley Moore (IR)	TE	2021
Bud Dupree	OLB	2015 (Pit)	MyCole Pruitt (IR)	TE	2015 (Min)	Aaron Brewer	G/C	2020
Taylor Lewan	T	2014	Randy Bullock	K	2012 (Hou)	Tommy Hudson (IR)	TE	2020
Ryan Tannehill	QB	2012 (Mia)	Buster Skrine	CB	2011 (Cle)	Brandon Kemp (IR)	T	2020
Julio Jones	WR	2011 (Atl)	<u>ROUND 6</u>			Teair Tart	DT	2020
<u>ROUND 2</u>			Player	Pos.	Year	Nick Westbrook-Ikhine	WR	2020
Player	Pos.	Year	David Long Jr.	LB	2019	Khari Blasingame	FB	2019 (Min)
Dillon Radunz	T	2021	David Quessenberry	OL	2013 (Hou)	Derick Roberson	OLB	2019
Kristian Fulton	CB	2020	<u>ROUND 7</u>			Kevin Strong	DE	2019 (Det)
A.J. Brown	WR	2019	Player	Pos.	Year	Ola Adeniyi	OLB	2018 (Pit)
Harold Landry III	OLB	2018	Racey McMath	WR	2021	Cameron Batson (IR)	WR	2018
Zach Cunningham	ILB	2017 (Hou)	Chris Jackson	DB	2020	Dontrell Hilliard	RB	2018 (Cle)
Derrick Henry	RB	2016	Ryan Izzo	TE	2018 (NE)	B.J. Bello (IR)	ILB	2017 (Cle)
Jackrabbit Jenkins	CB	2012 (StL)	Logan Woodside	QB	2018 (Cin)	Dylan Cole	ILB	2017 (Hou)
Rodger Saffold III	G	2010 (StL)	Geoff Swaim	TE	2015 (Dal)	Anthony Firkser	TE	2017 (NYJ)
<u>ROUND 3</u>			Player	Pos.	Year	Corey Levin	C/G	2017
Player	Pos.	Year	Greg Mabin (R/COVID-19)	CB	2017 (TB)	Greg Mabin (R/COVID-19)	CB	2017 (TB)
Elijah Molden	CB	2021	Trevon Coley (IR)	DT	2016 (Bal)	Trevon Coley (IR)	DT	2016 (Bal)
Monty Rice (IR)	ILB	2021	Matthias Farley	S	2016 (Ari)	Matthias Farley	S	2016 (Ari)
Darrynton Evans (IR)	RB	2020	Sam Ficken (IR)	K	2016 (Jax)	Sam Ficken (IR)	K	2016 (Jax)
Nate Davis	OL	2019	Marcus Johnson (IR)	WR	2016 (Phi)	Marcus Johnson (IR)	WR	2016 (Phi)
D'Onta Foreman	RB	2017 (Hou)	Kyle Peko	DT	2016 (Den)	Kyle Peko	DT	2016 (Den)
Kevin Byard	S	2016	Chester Rogers	WR	2016 (Ind)	Chester Rogers	WR	2016 (Ind)
<u>ROUND 4</u>			Player	Pos.	Year	Nick Dzubnar	ILB	2015 (SD)
Player	Pos.	Year	Kendall Lamm	T	2015 (Hou)	Kendall Lamm	T	2015 (Hou)
Dez Fitzpatrick	WR	2021	Denico Autry	DL	2014 (Oak)	Denico Autry	DL	2014 (Oak)
Rashad Weaver (IR)	OLB	2021	Morgan Cox	LS	2010 (Bal)	Morgan Cox	LS	2010 (Bal)
Amani Hooker	S	2019	Brett Kern	P	2008 (Den)	Brett Kern	P	2008 (Den)
Ben Jones	C	2012 (Hou)	As of Jan. 22, 2022					

HOW THE TENNESSEE TITANS WERE BUILT

YEAR	DRAFTEES (19)	FREE AGENTS (29)	TRADES/WAIVERS (5)
2021	OL Dillon Radunz (2) CB Elijah Molden (3b) WR Dez Fitzpatrick (4a) WR Racey McMath (6a)	DL Denico Autry (UFA-IND) LS Morgan Cox (UFA-BAL) OLB Bud Dupree (UFA-PIT) CB Jackrabbit Jenkins (FA) T Kendall Lamm (UFA-CLE) OLB Ola Adeniyi (FA) S Matthias Farley (UFA-NYJ) DT Naquan Jones (FA) K Randy Bullock (FA) RB D'Onta Foreman (FA) LB Dylan Cole (FA) RB Dontrell Hilliard (FA) DE Kevin Strong (FA) DT Kyle Peko (FA) CB Buster Skrine (FA) TE Ryan Izzo (FA)	WR Julio Jones (T-ATL) C/G Corey Levin (W-NYJ) LB Zach Cunningham (W-HOU)
2020	CB Kristian Fulton (2) DL Larrell Murchison (5) CB Chris Jackson (7b)	LB Nick Dzubnar (UFA-LAC) G/C Aaron Brewer (FA) DT Teair Tart (FA) WR Nick Westbrook-Ikhine (FA) TE Geoff Swaim (FA) WR Chester Rogers (FA)	
2019	DT Jeffery Simmons (1) WR A.J. Brown (2) G Nate Davis (3) S Amani Hooker (4) LB David Long Jr. (6)	G Rodger Saffold III (UFA-LAR) QB Logan Woodside (FA) OLB Derick Roberson (FA) FB Khari Blasingame (FA)	QB Ryan Tannehill (T-MIA)
2018	LB Rashaan Evans (1) OLB Harold Landry III (2) DB Dane Cruikshank (5)	TE Anthony Firkser (FA) OL David Quessenberry (FA)	
2017	LB Jayon Brown (5)		
2016	RB Derrick Henry (2c) S Kevin Byard (3)	C Ben Jones (UFA-HOU)	
2014	T Taylor Lewan (1)		
2009			P Brett Kern (W-DEN)

Reserve/Injured: WR Cameron Batson (FA-2018), LB B.J. Bello (FA-2021), FB Tory Carter (FA-2021), DT Trevon Coley (FA-2021), RB Darrynton Evans (D3-2020), CB Caleb Farley (D1-2021), K Sam Ficken (W-2021), TE Tommy Hudson (FA-2020), WR Marcus Johnson (FA-2020), T Brandon Kemp (FA-2020), TE Briley Moore (FA-2021), TE MyCole Pruitt (FA-2021), LB Monty Rice (D3-2021), OLB Rashad Weaver (D4b-2021)

Reserve/COVID-19: CB Greg Mabin (FA-2021)

As of Jan. 22, 2022

TENNESSEE TITANS POSITIONAL ROSTER - OFFENSE

QUARTERBACKS (2)

17	Tannehill, Ryan	QB	6-4	217	7/27/88	10	Texas A&M	Big Spring, Texas	T (MIA)-'19
5	Woodside, Logan	QB	6-1	213	1/27/95	2	Toledo	Frankfort, Ky.	FA-'19

RUNNING BACKS (4)

45	Blasingame, Khari	FB	6-0	233	7/1/96	3	Vanderbilt	New Market, Ala.	FA-'19
7	Foreman, D'Onta	RB	6-1	236	4/24/96	4	Texas	Texas City, Texas	FA-'21
22	Henry, Derrick	RB	6-3	247	1/4/94	6	Alabama	Yulee, Fla.	D2c-'16
40	Hilliard, Dontrell	RB	5-11	202	2/26/95	4	Tulane	Baton Rouge, La.	FA-'21

WIDE RECEIVERS (6)

11	Brown, A.J.	WR	6-1	226	6/30/97	3	Mississippi	Starkville, Miss.	D2-'19
10	Fitzpatrick, Dez	WR	6-2	208	12/17/97	R	Louisville	Farmington Hills, Mich.	D4a-'21
2	Jones, Julio	WR	6-3	220	2/8/89	11	Alabama	Foley, Ala.	T (ATL)-'21
81	McMath, Racey	WR	6-3	217	6/14/99	R	Louisiana State	New Orleans, La.	D6a-'21
80	Rogers, Chester	WR	6-0	184	1/12/94	5	Grambling State	Huntsville, Ala.	FA-'20
15	Westbrook-Ikhine, Nick	WR	6-2	211	3/21/97	2	Indiana	Lake Mary, Fla.	FA-'20

TIGHT ENDS (3)

86	Firkser, Anthony	TE	6-2	246	2/19/95	4	Harvard	Manalapan, N.J.	FA-'18
83	Izzo, Ryan	TE	6-5	255	12/21/95	4	Florida State	Highland Lakes, N.J.	FA-'21
87	Swaim, Geoff	TE	6-4	260	9/16/93	7	Texas	Chico, Calif.	FA-'20

CENTERS (2)

60	Jones, Ben	C	6-3	308	7/2/89	10	Georgia	Brent, Ala.	UFA (HOU)-'16
61	Levin, Corey	C/G	6-4	307	8/12/94	3	Chattanooga	Dacula, Ga.	FA-'21

GUARDS (3)

62	Brewer, Aaron	G/C	6-1	295	10/28/97	2	Texas State	Dallas, Texas	FA-'20
64	Davis, Nate	G	6-3	316	9/23/96	3	Charlotte	Ashburn, Va.	D3-'19
76	Saffold III, Rodger	G	6-5	325	6/6/88	12	Indiana	Bedford, Ohio	UFA (LAR)-'19

TACKLES (4)

71	Lamm, Kendall	T	6-5	310	6/5/92	7	Appalachian State	Matthews, N.C.	UFA (CLE)-'21
77	Lewan, Taylor	T	6-7	309	7/22/91	8	Michigan	Cave Creek, Ariz.	D1-'14
72	Quessenberry, David	OL	6-5	310	8/24/90	3	San Jose State	La Jolla, Calif.	FA-'18
75	Radunz, Dillon	OL	6-6	301	3/28/98	R	North Dakota State	Becker, Minn.	D2-'21

LONG SNAPPER (1)

46	Cox, Morgan	LS	6-4	233	4/26/86	12	Tennessee	Collierville, Tenn.	UFA (BAL)-'21
----	-------------	----	-----	-----	---------	----	-----------	---------------------	---------------

PLACEKICKERS (1)

14	Bullock, Randy	K	5-9	210	12/16/89	10	Texas A&M	Klein, Texas	FA-'21
----	----------------	---	-----	-----	----------	----	-----------	--------------	--------

Reserve/Injured (Offense): WR Cameron Batson, FB Tory Carter, RB Darrynton Evans, K Sam Ficken, TE Tommy Hudson, WR Marcus Johnson, T Brandon Kemp, TE Briley Moore, TE MyCole Pruitt

As of Jan. 22, 2022

TENNESSEE TITANS POSITIONAL ROSTER - DEFENSE

DEFENSIVE LINEMEN (7)

96	Autry, Denico	DL	6-5	285	7/15/90	8	Mississippi State	Albemarle, N.C.	UFA (IND)-'21
90	Jones, Naquan	DT	6-3	313	2/5/98	R	Michigan State	Evanston, Ill.	FA-'21
91	Murchison, Larrell	DL	6-2	297	4/24/97	2	North Carolina State	Elizabethtown, N.C.	D5-'20
95	Peko, Kyle	DT	6-1	305	7/23/93	3	Oregon State	La Habra, Calif.	FA-'21
98	Simmons, Jeffery	DL	6-4	305	7/28/97	3	Mississippi State	Macon, Miss.	D1-'19
97	Strong, Kevin	DE	6-4	295	8/5/96	3	Texas-San Antonio	Cleveland, Texas	FA-'21
93	Tart, Tear	DT	6-2	304	2/28/97	2	Florida International	Philadelphia, Pa.	FA-'20

LINEBACKERS (10)

92	Adeniyi, Ola	OLB	6-1	248	9/12/97	4	Toledo	Fort Bend County, Texas	FA-'21
55	Brown, Jayon	LB	6-0	226	2/26/95	5	UCLA	Long Beach, Calif.	D5-'17
53	Cole, Dylan	LB	6-0	237	5/19/94	5	Missouri State	Springfield, Mo.	FA-'21
41	Cunningham, Zach	LB	6-3	238	12/12/94	5	Vanderbilt	Pinson, Ala.	W (HOU)-'21
48	Dupree, Bud	OLB	6-4	269	2/12/93	7	Kentucky	Irwinton, Ga.	UFA (PIT)-'21
49	Dzubnar, Nick	LB	6-1	240	8/15/91	7	Cal Poly - San Luis Obispo	Mission Viejo, Calif.	UFA (LAC)-'20
54	Evans, Rashaan	LB	6-2	232	11/8/95	4	Alabama	Auburn, Ala.	D1-'18
58	Landry III, Harold	OLB	6-2	252	6/5/96	4	Boston College	Spring Lake, N.C.	D2-'18
51	Long Jr., David	LB	5-11	227	10/12/96	3	West Virginia	Cincinnati, Ohio	D6-'19
50	Roberson, Derick	OLB	6-3	250	11/15/95	3	Sam Houston State	San Antonio, Texas	FA-'19

CORNERBACKS (5)

26	Fulton, Kristian	CB	5-11	197	9/3/98	2	Louisiana State	New Orleans, La.	D2-'20
35	Jackson, Chris	DB	5-10	193	4/13/98	2	Marshall	Tallahassee, Fla.	D7b-'20
20	Jenkins, Jackrabbit	CB	5-10	190	10/29/88	10	North Alabama	Pahokee, Fla.	FA-'21
24	Molden, Elijah	CB	5-10	192	1/30/99	R	Washington	West Linn, Ore.	D3b-'21
38	Skrine, Buster	CB	5-9	187	4/26/89	11	Chattanooga	Woodstock, Ga.	FA-'21

SAFETIES (4)

31	Byard, Kevin	S	5-11	212	8/17/93	6	Middle Tennessee State	Lithonia, Ga.	D3-'16
29	Cruikshank, Dane	DB	6-1	209	4/27/95	4	Arizona	Chino Hills, Calif.	D5-'18
21	Farley, Matthias	S	5-11	209	7/15/92	6	Notre Dame	Charlotte, N.C.	UFA (NYJ)-'21
37	Hooker, Amani	S	5-11	210	6/14/98	3	Iowa	Minneapolis, Minn.	D4-'19

PUNTERS (1)

6	Kern, Brett	P	6-2	214	2/17/86	14	Toledo	Grand Island, N.Y.	W (DEN)-'09
---	-------------	---	-----	-----	---------	----	--------	--------------------	-------------

Reserve/Injured (Defense): LB B.J. Bello, DT Trevon Coley, CB Caleb Farley, LB Monty Rice, OLB Rashad Weaver

Reserve/COVID-19: CB Greg Mabin

As of Jan. 22, 2022

TENNESSEE TITANS ALPHABETICAL ROSTER

NO.	NAME	POS.	HT.	WT.	BIRTHDATE	EXP.	COLLEGE	HOMETOWN	ACQUIRED
92	Adeniyi, Ola	OLB	6-1	248	9/12/97	4	Toledo	Fort Bend County, Texas	FA-'21
96	Autry, Denico	DL	6-5	285	7/15/90	8	Mississippi State	Albemarle, N.C.	UFA (IND)-'21
45	Blasingame, Khari	FB	6-0	233	7/1/96	3	Vanderbilt	New Market, Ala.	FA-'19
62	Brewer, Aaron	G/C	6-1	295	10/28/97	2	Texas State	Dallas, Texas	FA-'20
11	Brown, A.J.	WR	6-1	226	6/30/97	3	Mississippi	Starkville, Miss.	D2-'19
55	Brown, Jayon	LB	6-0	226	2/26/95	5	UCLA	Long Beach, Calif.	D5-'17
14	Bullock, Randy	K	5-9	210	12/16/89	10	Texas A&M	Klein, Texas	FA-'21
31	Byard, Kevin	S	5-11	212	8/17/93	6	Middle Tennessee State	Lithonia, Ga.	D3-'16
53	Cole, Dylan	LB	6-0	237	5/19/94	5	Missouri State	Springfield, Mo.	FA-'21
46	Cox, Morgan	LS	6-4	233	4/26/86	12	Tennessee	Collierville, Tenn.	UFA (BAL)-'21
29	Cruikshank, Dane	DB	6-1	209	4/27/95	4	Arizona	Chino Hills, Calif.	D5-'18
41	Cunningham, Zach	LB	6-3	238	12/12/94	5	Vanderbilt	Pinson, Ala.	W (HOU)-'21
64	Davis, Nate	G	6-3	316	9/23/96	3	Charlotte	Ashburn, Va.	D3-'19
48	Dupree, Bud	OLB	6-4	269	2/12/93	7	Kentucky	Irwinton, Ga.	UFA (PIT)-'21
49	Dzubnar, Nick	LB	6-1	240	8/15/91	7	Cal Poly - San Luis Obispo	Mission Viejo, Calif.	UFA (LAC)-'20
54	Evans, Rashaan	LB	6-2	232	11/8/95	4	Alabama	Auburn, Ala.	D1-'18
21	Farley, Matthias	S	5-11	209	7/15/92	6	Notre Dame	Charlotte, N.C.	UFA (NYJ)-'21
86	Firkser, Anthony	TE	6-2	246	2/19/95	4	Harvard	Manalapan, N.J.	FA-'18
10	Fitzpatrick, Dez	WR	6-2	208	12/17/97	R	Louisville	Farmington Hills, Mich.	D4a-'21
7	Foreman, D'Onta	RB	6-1	236	4/24/96	4	Texas	Texas City, Texas	FA-'21
26	Fulton, Kristian	CB	5-11	197	9/3/98	2	Louisiana State	New Orleans, La.	D2-'20
22	Henry, Derrick	RB	6-3	247	1/4/94	6	Alabama	Yulee, Fla.	D2c-'16
40	Hilliard, Dontrell	RB	5-11	202	2/26/95	4	Tulane	Baton Rouge, La.	FA-'21
37	Hooker, Amani	S	5-11	210	6/14/98	3	Iowa	Minneapolis, Minn.	D4-'19
83	Izzo, Ryan	TE	6-5	255	12/21/95	4	Florida State	Highland Lakes, N.J.	FA-'21
35	Jackson, Chris	DB	5-10	193	4/13/98	2	Marshall	Tallahassee, Fla.	D7b-'20
20	Jenkins, Jackrabbit	CB	5-10	190	10/29/88	10	North Alabama	Pahokee, Fla.	FA-'21
60	Jones, Ben	C	6-3	308	7/2/89	10	Georgia	Brent, Ala.	UFA (HOU)-'16
2	Jones, Julio	WR	6-3	220	2/8/89	11	Alabama	Foley, Ala.	T (ATL)-'21
90	Jones, Naquan	DT	6-3	313	2/5/98	R	Michigan State	Evanston, Ill.	FA-'21
6	Kern, Brett	P	6-2	214	2/17/86	14	Toledo	Grand Island, N.Y.	W (DEN)-'09
71	Lamm, Kendall	T	6-5	310	6/5/92	7	Appalachian State	Mathews, N.C.	UFA (CLE)-'21
58	Landry III, Harold	OLB	6-2	252	6/5/96	4	Boston College	Spring Lake, N.C.	D2-'18
61	Levin, Corey	C/G	6-4	307	8/12/94	3	Chattanooga	Dacula, Ga.	FA-'21
77	Lewan, Taylor	T	6-7	309	7/22/91	8	Michigan	Cave Creek, Ariz.	D1-'14
51	Long Jr., David	LB	5-11	227	10/12/96	3	West Virginia	Cincinnati, Ohio	D6-'19
81	McMath, Racey	WR	6-3	217	6/14/99	R	Louisiana State	New Orleans, La.	D6a-'21
24	Molden, Elijah	CB	5-10	192	1/30/99	R	Washington	West Linn, Ore.	D3b-'21
91	Murchison, Larrell	DL	6-2	297	4/24/97	2	North Carolina State	Elizabethtown, N.C.	D5-'20
95	Peko, Kyle	DT	6-1	305	7/23/93	3	Oregon State	La Habra, Calif.	FA-'21
72	Quessenberry, David	OL	6-5	310	8/24/90	3	San Jose State	La Jolla, Calif.	FA-'18
75	Radunz, Dillon	OL	6-6	301	3/28/98	R	North Dakota State	Becker, Minn.	D2-'21
50	Roberson, Derick	OLB	6-3	250	11/15/95	3	Sam Houston State	San Antonio, Texas	FA-'19
80	Rogers, Chester	WR	6-0	184	1/12/94	5	Grambling State	Huntsville, Ala.	FA-'20
76	Saffold III, Rodger	G	6-5	325	6/6/88	12	Indiana	Bedford, Ohio	UFA (LAR)-'19
98	Simmons, Jeffery	DT	6-4	305	7/28/97	3	Mississippi State	Macon, Miss.	D1-'19
38	Skirne, Buster	CB	5-9	187	4/26/89	11	Chattanooga	Woodstock, Ga.	FA-'21
97	Strong, Kevin	DE	6-4	295	8/5/96	3	Texas-San Antonio	Cleveland, Texas	FA-'21
87	Swaim, Geoff	TE	6-4	260	9/16/93	7	Texas	Chico, Calif.	FA-'20
17	Tannehill, Ryan	QB	6-4	217	7/27/88	10	Texas A&M	Big Spring, Texas	T (MIA)-'19
93	Tart, Teair	DT	6-2	304	2/28/97	2	Florida International	Philadelphia, Pa.	FA-'20
15	Westbrook-Ikhine, Nick	WR	6-2	211	3/21/97	2	Indiana	Lake Mary, Fla.	FA-'20
5	Woodside, Logan	QB	6-1	213	1/27/95	2	Toledo	Frankfort, Ky.	FA-'19
PRACTICE SQUAD (16):									
94	Bledsoe, Amani	DE	6-4	280	2/6/98	2	Oklahoma	Lawrence, Kan.	FA-'21
36	Boddy-Calhoun, Briean	CB	5-9	193	1/21/93	4	Minnesota	Wilmington, Del.	FA-'21
69	D'Lauro, Christian	T	6-6	300	11/11/94	1	Illinois	Uniontown, Ohio	FA-'21
84	Fort, Austin	TE	6-4	244	5/14/95	3	Wyoming	Gillette, Wyo.	FA-'21
66	Gray, Derwin	OL	6-4	320	5/10/95	2	Maryland	Washington, D.C.	FA-'21
78	Hand, Da'Shawn	DE	6-3	297	11/14/95	4	Alabama	Woodbridge, Va.	FA-'21
8	Hogan, Kevin	QB	6-3	218	10/20/92	4	Stanford	McLean, Va.	FA-'21
16	Hollister, Cody	WR	6-4	216	11/18/93	3	Arkansas	Bend, Ore.	FA-'19
23	Jones, Chris	CB	6-0	200	8/13/95	3	Nebraska	Jacksonville, Fla.	FA-'21
42	Jones, Joe	LB	6-0	240	2/21/94	5	Northwestern	Plano, Ill.	FA-'21
12	Kinsey, Mason	WR	5-10	198	8/29/98	1	Berry College	Demorest, Ga.	FA-'21
28	McNichols, Jeremy	RB	5-9	205	12/26/95	2	Boise State	Santa Margarita, Calif.	FA-'20
52	Munyer, Daniel	C	6-1	305	3/4/92	4	Colorado	Harbor City, Calif.	FA-'19
70	Roos, Jordan	G	6-3	302	7/6/93	3	Purdue	Celina, Texas	FA-'21
59	Skipper, Tuzar	OLB	6-3	246	6/5/95	2	Toledo	Norwich, Conn.	FA-'20
33	Wilkins, Jordan	RB	6-1	212	7/18/94	4	Mississippi	Cordova, Tenn.	FA-'21
RESERVE/COVID-19 (1):									
30	Mabin, Greg	CB	6-2	200	6/25/94	5	Iowa	Fort Lauderdale, Fla.	FA-'21
RESERVE/INJURED (14):									
13	Batson, Cameron * (10/19)	WR	5-8	175	12/20/95	4	Texas Tech	Oklahoma City, Okla.	FA-'18
53	Bello, B.J. (8/15)	LB	6-3	229	10/31/94	4	Illinois State	New Lenox, Ill.	FA-'21
44	Carter, Tory * (12/18)	FB	6-0	229	3/16/99	R	Louisiana State	Valdosta, Ga.	FA-'21
97	Coley, Trevon (8/17)	DT	6-1	300	7/13/94	5	Florida Atlantic	Miramar, Fla.	FA-'21
32	Evans, Darrynton (10/29)	RB	5-10	203	7/9/98	2	Appalachian State	Oak Hill, Fla.	D3-'20
3	Farley, Caleb * (10/19)	CB	6-2	197	11/2/98	R	Virginia Tech	Maiden, N.C.	D1-'21
4	Ficken, Sam * (9/11)	K	6-1	192	12/14/92	3	Penn State	Valparaiso, Ind.	W (NYJ)-'21
89	Hudson, Tommy (12/11)	TE	6-3	255	2/22/97	1	Arizona State	San Jose, Calif.	FA-'20
88	Johnson, Marcus (11/23)	WR	6-1	207	8/5/94	4	Texas	Clear Springs, Texas	FA-'20
66	Kemp, Brandon (7/31)	T	6-6	317	1/18/97	1	Valdosta State	Atlanta, Ga.	FA-'20
49	Moore, Briley (8/1)	TE	6-4	240	1/13/98	R	Kansas State	Blue Springs, Mo.	FA-'21
85	Pruitt, MyCole * (1/3)	TE	6-2	245	3/24/92	6	Southern Illinois	South Bend, Ind.	FA-'18
56	Rice, Monty * (11/30)	LB	6-0	233	1/8/99	R	Georgia	Huntsville, Ala.	D3a-'21
99	Weaver, Rashad * (9/28)	OLB	6-4	259	11/10/97	R	Pittsburgh	Fort Lauderdale, Fla.	D4b-'21
PRACTICE SQUAD RESERVE/INJURED (1):									
25	Carter, Jamal	S	6-1	215	4/12/94	4	Miami (Fla.)	Naranja, Fla.	FA-'21

Active Roster Count: 53

As of Jan. 22, 2022

* - Eligible to Return From Reserve/Injured

(-) - date placed on IR

HEAD COACH: MIKE VRABEL

ASSISTANT COACHES: SHANE BOWEN (defensive coordinator), TODD DOWNING (offensive coordinator), CRAIG AUKERMAN (special teams), BRIAN BELL (strength and conditioning assistant), SCOTT BOOKER (safeties), KEITH CARTER (offensive line), RYAN CROW (outside linebackers), TONY DEWS (running backs), MATT EDWARDS (assistant special teams), ERIC FRAZIER (offensive skill assistant), MONDRAY GEE (strength and conditioning assistant), JIM HASLETT (inside linebackers), JASON HOUGHTALING (offensive line assistant), ZAK KUHR (inside linebackers assistant), ANTHONY MIDGET (secondary), ROB MOORE (wide receivers), PAT O'HARA (quarterbacks), FRANK PIRAINO (strength and conditioning), JIM SCHWARTZ (senior defensive assistant), LUKE STECKEL (tight ends), JOHN STREICHER (coordinator of football development), MIKE SULLIVAN (assistant offensive line), KENECHI UDEZE (defensive line assistant), TERRELL WILLIAMS (defensive line)

TENNESSEE TITANS NUMERICAL ROSTER

NO.	NAME	POS.	HT.	WT.	AGE	EXP.	COLLEGE	HOMETOWN	ACQUIRED
2	Julio Jones	WR	6-3	220	32	11	Alabama	Foley, Ala.	T (ATL)-'21
5	Logan Woodside	QB	6-1	213	26	2	Toledo	Frankfort, Ky.	FA-'19
6	Brett Kern	P	6-2	214	35	14	Toledo	Grand Island, N.Y.	W (DEN)-'09
7	D'Onta Foreman	RB	6-1	236	25	4	Texas	Texas City, Texas	FA-'21
10	Dez Fitzpatrick	WR	6-2	208	24	R	Louisville	Farmington Hills, Mich.	D4a-'21
11	A.J. Brown	WR	6-1	226	24	3	Mississippi	Starkville, Miss.	D2-'19
14	Randy Bullock	K	5-9	210	32	10	Texas A&M	Klein, Texas	FA-'21
15	Nick Westbrook-Ikhine	WR	6-2	211	24	2	Indiana	Lake Mary, Fla.	FA-'20
17	Ryan Tannehill	QB	6-4	217	33	10	Texas A&M	Big Spring, Texas	T (MIA)-'19
20	Jackrabbit Jenkins	CB	5-10	190	33	10	North Alabama	Pahokee, Fla.	FA-'21
21	Matthias Farley	S	5-11	209	29	6	Notre Dame	Charlotte, N.C.	UFA (NYJ)-'21
22	Derrick Henry	RB	6-3	247	28	6	Alabama	Yulee, Fla.	D2c-'16
24	Elijah Molden	CB	5-10	192	22	R	Washington	West Linn, Ore.	D3b-'21
26	Kristian Fulton	CB	5-11	197	23	2	Louisiana State	New Orleans, La.	D2-'20
29	Dane Cruikshank	DB	6-1	209	26	4	Arizona	Chino Hills, Calif.	D5-'18
31	Kevin Byard	S	5-11	212	28	6	Middle Tennessee State	Lithonia, Ga.	D3-'16
35	Chris Jackson	DB	5-10	193	23	2	Marshall	Tallahassee, Fla.	D7b-'20
37	Amani Hooker	S	5-11	210	23	3	Iowa	Minneapolis, Minn.	D4-'19
38	Buster Skrine	CB	5-9	187	32	11	Chattanooga	Woodstock, Ga.	FA-'21
40	Dontrell Hilliard	RB	5-11	202	26	4	Tulane	Baton Rouge, La.	FA-'21
41	Zach Cunningham	LB	6-3	238	27	5	Vanderbilt	Pinson, Ala.	W (HOU)-'21
45	Khari Blasingame	FB	6-0	233	25	3	Vanderbilt	New Market, Ala.	FA-'19
46	Morgan Cox	LS	6-4	233	35	12	Tennessee	Collierville, Tenn.	UFA (BAL)-'21
48	Bud Dupree	OLB	6-4	269	28	7	Kentucky	Irwinton, Ga.	UFA (PIT)-'21
49	Nick Dzubnar	LB	6-1	240	30	7	Cal Poly - San Luis Obispo	Mission Viejo, Calif.	UFA (LAC)-'20
50	Derick Roberson	OLB	6-3	250	26	3	Sam Houston State	San Antonio, Texas	FA-'19
51	David Long Jr.	LB	5-11	227	25	3	West Virginia	Cincinnati, Ohio	D6-'19
53	Dylan Cole	LB	6-0	237	27	5	Missouri State	Springfield, Mo.	FA-'21
54	Rashaan Evans	LB	6-2	232	26	4	Alabama	Auburn, Ala.	D1-'18
55	Jayon Brown	LB	6-0	226	26	5	UCLA	Long Beach, Calif.	D5-'17
58	Harold Landry III	OLB	6-2	252	25	4	Boston College	Spring Lake, N.C.	D2-'18
60	Ben Jones	C	6-3	308	32	10	Georgia	Brent, Ala.	UFA (HOU)-'16
61	Corey Levin	C/G	6-4	307	27	3	Chattanooga	Dacula, Ga.	FA-'21
62	Aaron Brewer	G/C	6-1	295	24	2	Texas State	Dallas, Texas	FA-'20
64	Nate Davis	G	6-3	316	25	3	Charlotte	Ashburn, Va.	D3-'19
71	Kendall Lamm	T	6-5	310	29	7	Appalachian State	Matthews, N.C.	UFA (CLE)-'21
72	David Quessenberry	OL	6-5	305	31	3	San Jose State	La Jolla, Calif.	FA-'18
75	Dillon Radunz	OL	6-6	301	23	R	North Dakota State	Becker, Minn.	D2-'21
76	Rodger Saffold III	G	6-5	325	33	12	Indiana	Bedford, Ohio	UFA (LAR)-'19
77	Taylor Lewan	T	6-7	309	30	8	Michigan	Cave Creek, Ariz.	D1-'14
80	Chester Rogers	WR	6-0	184	28	5	Grambling State	Huntsville, Ala.	FA-'20
81	Racey McMath	WR	6-3	217	22	R	Louisiana State	New Orleans, La.	D6a-'21
83	Ryan Izzo	TE	6-5	255	26	4	Florida State	Highland Lakes, N.J.	FA-'21
86	Anthony Firkser	TE	6-2	246	26	4	Harvard	Manalapan, N.J.	FA-'18
87	Geoff Swaim	TE	6-4	260	28	7	Texas	Chico, Calif.	FA-'20
90	Naquan Jones	DT	6-3	313	23	R	Michigan State	Evanston, Ill.	FA-'21
91	Larrell Murchison	DL	6-2	297	24	2	North Carolina State	Elizabethtown, N.C.	D5-'20
92	Ola Adeniyi	OLB	6-1	248	24	4	Toledo	Fort Bend County, Texas	FA-'21
93	Teair Tart	DT	6-2	304	24	2	Florida International	Philadelphia, Pa.	FA-'20
95	Kyle Peko	DT	6-1	305	28	3	Oregon State	La Habra, Calif.	FA-'21
96	Denico Autry	DL	6-5	285	31	8	Mississippi State	Albemarle, N.C.	UFA (IND)-'21
97	Kevin Strong	DE	6-4	295	25	3	Texas-San Antonio	Cleveland, Texas	FA-'21
98	Jeffery Simmons	DT	6-4	305	24	3	Mississippi State	Macon, Miss.	D1-'19
PRACTICE SQUAD (16):									
8	Kevin Hogan	QB	6-3	218	29	4	Stanford	McLean, Va.	FA-'21
12	Mason Kinsey	WR	5-10	198	23	1	Berry College	Demorest, Ga.	FA-'21
16	Cody Hollister	WR	6-4	216	28	3	Arkansas	Bend, Ore.	FA-'19
23	Chris Jones	CB	6-0	200	26	3	Nebraska	Jacksonville, Fla.	FA-'21
28	Jeremy McNichols	RB	5-9	205	26	2	Boise State	Santa Margarita, Calif.	FA-'20
33	Jordan Wilkins	RB	6-1	212	27	4	Mississippi	Cordova, Tenn.	FA-'21
36	Briean Boddy-Calhoun	CB	5-9	193	29	4	Minnesota	Wilmington, Del.	FA-'21
42	Joe Jones	LB	6-0	240	27	5	Northwestern	Plano, Ill.	FA-'21
52	Daniel Munyer	C	6-1	305	29	4	Colorado	Harbor City, Calif.	FA-'19
59	Tuzar Skipper	OLB	6-3	246	26	2	Toledo	Norwich, Conn.	FA-'20
66	Derwin Gray	OL	6-4	320	26	2	Maryland	Washington, D.C.	FA-'21
69	Christian DiLauro	T	6-6	300	27	1	Illinois	Uniontown, Ohio	FA-'21
70	Jordan Roos	G	6-3	302	28	3	Purdue	Celina, Texas	FA-'21
78	Da'Shawn Hand	DE	6-3	297	26	4	Alabama	Woodbridge, Va.	FA-'21
84	Austin Fort	TE	6-4	244	26	3	Wyoming	Gillette, Wyo.	FA-'21
94	Amani Bledsoe	DE	6-4	280	23	2	Oklahoma	Lawrence, Kan.	FA-'21
RESERVE/COVID-19 (1):									
30	Greg Mabin	CB	6-2	200	27	5	Iowa	Fort Lauderdale, Fla.	FA-'21
RESERVE/INJURED (14):									
3	Caleb Farley * (10/19)	CB	6-2	197	23	R	Virginia Tech	Maiden, N.C.	D1-'21
4	Sam Ficken * (9/11)	K	6-1	192	29	3	Penn State	Valparaiso, Ind.	W (NYJ)-'21
13	Cameron Batson * (10/19)	WR	5-8	175	26	4	Texas Tech	Oklahoma City, Okla.	FA-'18
32	Darrynton Evans (10/29)	RB	5-10	203	23	R	Appalachian State	Oak Hill, Fla.	D3-'20
44	Tory Carter * (12/18)	FB	6-0	229	22	R	Louisiana State	Valdosta, Ga.	FA-'21
49	Briley Moore (8/1)	TE	6-4	240	24	R	Kansas State	Blue Springs, Mo.	FA-'21
53	B.J. Bello (8/15)	LB	6-3	229	27	4	Illinois State	New Lenox, Ill.	FA-'21
56	Monty Rice * (11/30)	LB	6-0	233	23	R	Georgia	Huntsville, Ala.	D3a-'21
66	Brandon Kemp (7/31)	T	6-6	317	25	1	Valdosta State	Atlanta, Ga.	FA-'20
85	MyCole Pruitt * (1/3)	TE	6-2	245	29	6	Southern Illinois	South Bend, Ind.	FA-'21
88	Marcus Johnson (11/23)	WR	6-1	207	27	5	Texas	Clear Springs, Texas	FA-'20
89	Tommy Hudson (12/11)	TE	6-3	255	24	1	Arizona State	San Jose, Calif.	FA-'20
97	Trevon Coley (8/17)	DT	6-1	300	27	5	Florida Atlantic	Miramar, Fla.	FA-'21
99	Rashad Weaver * (9/28)	OLB	6-4	259	24	R	Pittsburgh	Fort Lauderdale, Fla.	D4b-'21
PRACTICE SQUAD RESERVE/INJURED (1):									
25	Jamal Carter * (12/8)	S	6-1	215	27	4	Miami (Fla.)	Naranja, Fla.	FA-'21

Active Roster Count: 53 As of Jan. 22, 2022 * - Eligible to Return From Reserve/Injured () - date placed on IR

HEAD COACH: MIKE VRABEL

ASSISTANT COACHES: SHANE BOWEN (defensive coordinator), TODD DOWNING (offensive coordinator), CRAIG AUKERMAN (special teams), BRIAN BELL (strength and conditioning assistant), SCOTT BOOKER (safeties), KEITH CARTER (offensive line), RYAN CROW (outside linebackers), TONY DEWS (running backs), MATT EDWARDS (assistant special teams), ERIK FRAZIER (offensive skill assistant), MONDRAY GEE (strength and conditioning assistant), JIM HASLETT (inside linebackers), JASON HOUGHTALING (offensive line assistant), ZAK KUHR (inside linebackers assistant), ANTHONY MIDGET (secondary), ROB MOORE (wide receivers), PAT O'HARA (quarterbacks), FRANK PIRAINO (strength and conditioning), JIM SCHWARTZ (senior defensive assistant), LUKE STECKEL (tight ends), JOHN STREICHER (coordinator of football development), MIKE SULLIVAN (assistant offensive line), KENECHI UDEZE (defensive line assistant), TERRELL WILLIAMS (defensive line)

HOW ACQUIRED KEY: FA (free agent), UFA (unrestricted free agent), RFA (restricted free agent), D (draft pick), W (waivers), T (trade)

2021 RECAP

DRAFT

TEAM NOTES

PLAYER NOTES

STATISTICS

ROSTERS



TENNESSEE
TITANS

**GAME-BY-GAME
STATISTICS**

2021 TITANS REGULAR SEASON GAME-BY-GAME OFFENSIVE STATISTICS

	Sept 12 Ari	Sept 19 @ SEA	Sept 26 IND	Oct 3 @ NYJ	Oct 10 @ JAX	Oct 18 BUF	Oct 24 KC	Oct 31 @ IND	Nov 7 @ LAR	Nov 14 NO	Nov 21 HOU	Nov 28 @ NE	Dec 12 JAX	Dec 19 @ PIT	Dec 23 SF	Jan 2 MIA	Jan 9 @ HOU	2021 Totals
Points	13	33	25	24	37	34	27	34	28	23	13	13	20	13	20	34	28	419
1st Qtr	0	3	7	3	7	0	14	0	0	3	0	0	7	10	0	7	0	61
2nd Qtr	6	6	7	6	17	17	13	14	21	10	0	13	3	3	0	10	21	167
3rd Qtr	7	7	0	0	7	7	0	7	0	7	6	0	7	0	10	0	0	65
4th Qtr	0	14	11	15	6	10	0	10	7	3	7	0	3	0	10	17	7	120
Overtime	0	3	0	0	0	0	0	3	0	0	0	0	0	0	0	0	0	6
TDs (Ru-P-Ret)	1-1-0	3-0-0	0-3-0	1-1-0	3-1-1	4-0-0	1-2-0	0-3-1	2-1-1	1-1-0	0-1-1	1-1-0	2-0-0	1-0-0	1-1-0	2-2-0	0-4-0	23-22-4
PATs (M/A)	1-2	3-3	2-2	1-1	4-5	4-4	3-3	4-4	4-4	2-2	1-2	1-2	2-2	1-1	2-2	4-4	4-4	43-47
2PT Convs (M/A)	0-0	0-0	1-1	1-1	0-0	0-0	0-0	0-0	0-0	0-0	0-0	0-0	0-0	0-0	0-0	0-0	0-0	2-2
FGs (M/A)	0-1	4-5	1-1	3-4	1-1	2-2	2-2	2-2	0-0	3-3	0-0	0-1	2-3	2-2	2-2	2-2	0-1	26-32
Safeties	0	0	0	0	0	0	0	0	0	0	0	0	0	0	0	0	0	0
First Downs	17	33	24	30	23	16	24	18	16	17	26	18	22	22	16	17	23	362
Rushing	5	11	10	10	12	6	9	6	4	4	7	11	8	14	4	7	6	134
Passing	12	16	11	17	10	9	13	10	9	10	19	6	10	8	11	7	16	194
Penalty	0	6	3	3	1	1	2	2	3	3	0	1	4	0	1	3	1	34
3rd Down Conv (M/A)	5-14	6-14	6-12	5-19	5-11	4-10	8-12	8-17	4-12	3-12	6-15	5-11	6-15	8-18	9-16	7-15	8-13	103-236
3rd Down Conv Pct	35.71%	42.86%	50.00%	26.32%	45.45%	40.00%	66.67%	47.06%	33.33%	25.00%	40.00%	45.45%	40.00%	44.44%	56.25%	46.67%	61.54%	42.64%
4th Down Conv (M/A)	1-3	0-1	1-1	2-3	1-1	1-1	0-0	2-2	2-2	0-0	2-4	1-3	0-0	1-2	0-0	1-1	0-0	15-24
4th Down Conv Pct	33.33%	0	100.00%	66.67%	100%	100.00%	0.00%	100.00%	100.00%	0.00%	50.00%	33.33%	0.00%	50.00%	0.00%	100.00%	0.00%	62.50%
Red Zone Conv (M/A)	2-2	2-6	3-5	2-5	4-5	3-3	2-4	2-2	3-3	2-5	2-3	1-2	2-3	1-4	2-2	2-3	4-4	39-61
Red Zone Conv Pct	100%	33.33%	60.00%	40.00%	80.00%	100.00%	50.00%	100.00%	100.00%	40.00%	66.67%	50.00%	66.67%	25.00%	100.00%	66.67%	100.00%	63.93%
Goal to Go Conv (M/A)	1-1	2-3	2-2	2-2	3-3	1-1	2-2	0-0	3-3	2-3	1-1	1-2	2-2	1-2	1-1	1-1	3-3	28-32
Goal to Go Conv Pct	100%	66.67%	100.00%	100.00%	100%	100.00%	100.00%	0.00%	100.00%	66.67%	100.00%	50.00%	100.00%	50.00%	100.00%	100.00%	100.00%	87.50%
Total Net Yards	248	532	368	430	368	362	369	340	194	264	420	355	263	318	278	308	405	5822
Total Off. Plays	64	83	65	93	61	51	64	68	56	58	79	62	69	78	58	59	65	1133
Avg. Gain Per Play	3.9	6.4	5.7	4.6	6.0	7.1	5.8	5.0	3.5	4.6	5.3	5.7	3.8	4.1	4.8	5.2	6.2	5.1
Net Yards Rushing	86	212	180	177	184	146	103	93	69	66	103	270	102	201	90	198	124	2404
Total Rushing Plays	22	40	37	37	36	22	35	31	26	29	25	39	34	42	24	40	32	551
Avg. Gain Per Rush	3.9	5.3	4.9	4.8	5.1	6.6	2.9	3.0	2.7	2.3	4.1	6.9	3.0	4.8	3.8	5.0	3.9	4.4
Net Yards Passing	162	320	188	253	184	216	266	247	125	198	317	85	161	117	188	110	281	3418
Times Sacked	6	3	1	7	3	0	1	3	3	2	2	2	4	4	4	1	1	47
Yards Lost on Sacks	56	27	9	45	13	0	9	18	18	15	6	8	30	36	21	10	6	327
Gross Yards Passing	218	347	197	298	197	216	275	265	143	213	323	93	191	153	209	120	287	3745
Pass Attempts	36	40	27	49	22	29	28	34	27	27	52	21	31	32	30	18	32	535
Pass Completions	22	27	18	30	14	18	22	23	19	19	35	11	20	23	22	13	23	359
Completion Pct	61.11%	67.50%	66.67%	61.22%	63.64%	62.07%	78.57%	67.65%	70.37%	70.37%	67.31%	52.38%	64.52%	71.88%	73.33%	72.22%	71.88%	67.10%
Avg. Gain Per Pass	3.9	7.4	6.7	4.5	7.4	7.4	9.2	6.7	4.2	6.8	5.9	3.7	4.6	3.3	5.5	5.8	8.5	5.9
Interceptions	1	0	2	0	0	1	1	2	1	0	4	1	0	1	0	0	0	14
Fumbles / Fum. Lost	2-2	1-1	1-1	1-0	0-0	0-0	0-0	1-0	0-0	1-0	4-1	5-3	1-0	5-3	0-0	1-0	2-0	25-11
Penalties	7	5	4	8	7	7	6	11	4	8	5	5	2	7	6	6	5	103
Penalty Yards	57	45	24	98	44	91	31	161	19	49	52	50	15	68	57	70	42	973
Punts	3	2	1	5	4	2	2	4	5	5	2	2	5	3	5	4	4	58
Gross Punting Avg.	50.3	47.0	42.0	37.6	42.5	53.5	47.0	47.0	43.4	41.0	40.0	47.5	38.4	47.7	46.0	44.3	49.3	44.3
Touchbacks	0	0	0	0	1	0	0	0	0	0	0	0	0	0	1	0	0	2
Inside20	0	1	0	1	1	0	2	2	3	1	1	0	2	0	2	3	1	20
Punts Blocked	0	0	0	0	0	0	0	0	0	0	0	0	0	0	0	0	0	0
Net Punting Avg.	42.3	47.0	42.0	31.2	37.5	50.5	47.0	40.3	42.0	40.2	35.0	36.0	38.4	34.7	39.6	40.5	43.3	39.8
Punt Returns	0	3	3	3	0	1	0	2	1	1	4	0	3	2	0	3	4	30
Punt Return Yards	0	32	44	44	0	0	0	21	11	9	20	0	13	48	0	28	23	293
Punt Return Avg.	0.0	10.7	14.7	14.7	0.0	0.0	0.0	10.5	11.0	9.0	5.0	0.0	4.3	24.0	0.0	9.3	5.8	9.8
Fair Catches	1	1	1	3	2	1	1	0	1	3	2	1	1	1	0	1	1	21
Kickoff Returns	1	6	2	0	0	7	1	0	2	3	5	4	1	2	2	1	3	40
Kickoff Return Yards	14	100	31	0	0	132	17	0	50	54	88	88	25	40	57	24	58	778
Kickoff Return Avg.	14.0	16.7	15.5	0.0	0.0	18.9	17.0	0.0	25.0	18.0	17.6	22.0	25.0	20.0	28.5	24.0	19.3	19.5
Time of Possession	26:39	42:33	34:06	40:42	31:30	27:10	36:21	34:59	27:39	31:27	30:22	31:02	36:57	39:08	29:29	33:12	33:34	32:40
Turnover Differential	-2	-1	-3	+1	+2	0	+2	+1	+1	+1	-5	-4	+4	-4	+2	+2	0	-3

2021 TITANS GAME-BY-GAME DEFENSIVE STATISTICS

	Sept 12 Ari	Sept 19 @ SEA	Sept 26 IND	Oct 3 @ NYJ	Oct 10 @ JAX	Oct 18 BUF	Oct 24 KC	Oct 31 @ IND	Nov 7 @ LAR	Nov 14 NO	Nov 21 HOU	Nov 28 @ NE	Dec 12 JAX	Dec 19 @ PIT	Dec 23 SF	Jan 2 MIA	Jan 9 @ HOU	2021 Totals
Points	38	30	16	27	19	31	3	31	16	21	22	36	0	19	17	3	25	354
1st Qtr	10	3	0	0	6	3	0	14	3	0	3	7	0	0	7	0	0	56
2nd Qtr	14	21	10	7	7	17	0	3	0	6	9	9	0	3	3	3	0	112
3rd Qtr	14	0	3	3	0	11	3	7	3	6	7	10	0	7	0	0	10	84
4th Qtr	0	6	3	14	6	0	0	7	10	9	3	10	0	9	7	0	15	99
Overtime	0	0	0	3	0	0	0	0	0	0	0	0	0	0	0	0	0	3
TDs (Ru-P-Ret)	1-4-0	2-2-0	1-0-0	1-2-0	2-1-0	0-3-0	0-0-0	1-3-0	0-1-0	1-2-0	2-0-0	1-2-0	0-0-0	1-0-0	1-1-0	0-0-0	0-3-0	14-24-0
PATs (M/A)	5-5	3-4	1-1	3-3	1-2	2-2	0-0	4-4	1-1	0-2	1-2	3-3	0-0	1-1	2-2	0-0	2-2	29-34
2PT Convs (M/A)	0-0	0-0	0-0	0-0	0-1	1-1	0-0	0-0	0-0	0-1	0-0	0-0	0-0	0-0	0-0	0-0	1-1	2-4
FGs (M/A)	1-2	1-1	3-4	2-2	0-1	3-3	1-2	1-1	3-3	1-1	3-3	5-6	0-0	4-5	1-1	1-2	1-1	31-38
Safeties	0	0	0	0	0	0	0	0	0	0	0	0	0	0	0	0	0	0
First Downs	22	17	19	16	24	28	22	24	22	22	15	23	9	12	22	16	18	331
Rushing	7	5	7	4	9	3	4	9	5	5	8	6	0	2	6	3	7	90
Passing	13	10	8	11	12	22	16	10	16	14	5	15	9	7	14	11	11	204
Penalty	2	2	4	1	3	3	2	5	1	3	2	2	0	3	2	2	0	37
3rd Down Conv (M/A)	7-13	4-12	3-12	6-14	3-10	7-13	4-11	7-16	4-15	5-12	6-17	4-10	5-13	2-11	3-8	3-12	4-11	77-210
3rd Down Conv Pct	53.85%	33.33%	25.00%	42.86%	30.00%	53.85%	36.36%	43.75%	26.67%	41.67%	35.29%	40.00%	38.46%	18.18%	37.50%	25.00%	36.36%	36.67%
4th Down Conv (M/A)	0-0	0-0	2-2	0-0	1-3	0-1	2-3	2-3	2-3	0-0	1-1	0-0	1-2	0-0	1-2	1-3	1-1	14-24
4th Down Conv Pct	0.00%	0	100.00%	0.00%	33.33%	0.00%	66.67%	66.67%	66.67%	0.00%	100.00%	0.00%	50.00%	0.00%	50.00%	33.33%	100.00%	58.33%
Red Zone Conv (M/A)	4-5	2-3	1-3	2-4	3-5	2-5	0-3	4-5	1-3	3-4	2-4	2-5	0-0	1-3	2-4	0-0	1-2	30-58
Red Zone Conv Pct	80.00%	66.67%	33.33%	50.00%	60.00%	40.00%	0.00%	80.00%	33.33%	75.00%	50.00%	40.00%	0.00%	33.33%	50.00%	0.00%	50.00%	51.72%
Goal to Go Conv (M/A)	2-3	2-2	0-2	2-3	3-5	1-2	0-0	4-4	1-2	0-1	2-3	1-2	0-0	1-1	2-3	0-0	1-1	22-34
Goal to Go Conv Pct	66.67%	100%	0	66.67%	60.00%	50.00%	0.00%	100.00%	50.00%	0.00%	66.67%	50.00%	0.00%	100.00%	66.67%	0.00%	100.00%	64.71%
Total Net Yards	416	397	265	355	454	417	334	307	347	373	190	394	192	168	389	256	353	5607
Total Off. Plays	67	52	57	60	66	73	68	72	74	61	62	58	51	45	58	59	56	1039
Avg. Gain Per Play	6.2	7.6	4.6	5.9	6.9	5.7	4.9	4.3	4.7	6.1	3.1	6.8	3.8	3.7	6.7	4.3	6.3	5.4
Net Yards Rushing	136	77	87	66	198	82	77	83	94	86	83	105	8	35	83	74	64	1438
Total Rushing Plays	33	18	18	25	31	23	13	20	21	21	38	24	8	17	21	16	21	368
Avg. Gain Per Rush	4.1	4.3	4.8	2.6	6.4	3.6	5.9	4.2	4.5	4.1	2.2	4.4	1.0	2.1	4.0	4.6	3.0	3.9
Net Yards Passing	280	320	178	289	256	335	257	224	253	287	107	289	184	133	306	182	289	4169
Times Sacked	2	3	2	1	2	3	4	1	5	4	0	2	3	3	2	4	2	43
Yards Lost on Sacks	9	23	16	8	17	18	31	7	41	22	0	21	37	15	16	23	12	316
Gross Yards Passing	289	343	194	297	273	353	288	231	294	309	107	310	221	148	322	205	301	4485
Pass Attempts	32	31	37	34	33	47	51	51	48	36	24	32	40	25	35	39	33	628
Pass Completions	21	22	19	21	23	35	31	27	31	21	14	23	24	16	26	18	23	395
Completion Pct	65.63%	70.97%	51.35%	61.76%	69.70%	74.47%	60.78%	52.94%	64.58%	58.33%	58.33%	71.88%	60.00%	64.00%	74.29%	46.15%	69.70%	62.90%
Avg. Gain Per Pass	8.2	9.4	4.6	8.3	7.3	6.7	4.7	4.3	4.8	7.2	4.5	8.5	4.3	4.8	8.3	4.2	8.3	6.2
Interceptions	1	0	0	1	1	1	1	2	2	0	0	0	4	0	2	1	0	16
Fumbles / Fum. Lost	1-0	0-0	1-0	3-0	1-1	1-0	3-2	2-1	0-0	1-1	1-0	0-0	0-0	0-0	3-0	4-1	0-0	21-6
Penalties	8	10	4	6	4	8	9	9	12	9	7	4	9	5	5	5	4	118
Penalty Yards	59	100	66	65	33	60	77	75	115	65	50	35	79	30	41	55	65	1070
Punts	3	6	4	6	2	2	2	4	4	5	7	1	5	5	2	4	5	67
Gross Punting Avg.	48.0	51.7	49.3	46.2	40.0	46.5	46.5	45.5	49.8	40.4	43.9	48.0	45.0	39.8	35.0	36.8	42.6	44.6
Touchbacks	1	2	0	0	0	0	0	0	1	1	0	0	0	0	0	0	0	5
Inside20	2	2	1	2	0	0	1	2	0	1	5	1	3	1	1	1	4	27
Punts Blocked	0	0	0	0	0	0	0	0	0	0	0	0	0	0	0	0	0	0
Net Punting Avg.	41.3	39.7	38.3	38.8	40.0	46.5	46.5	40.3	42.0	34.6	41.0	48.0	42.4	30.2	35.0	29.8	38.0	38.7
Punt Returns	2	0	0	2	0	2	0	2	1	1	1	2	0	3	1	2	3	22
Punt Return Yards	24	0	0	32	0	6	0	27	7	4	10	23	0	39	12	15	24	223
Punt Return Avg.	12.0	0	0	16.0	0.0	3.0	0.0	13.5	7.0	4.0	10.0	11.5	0.0	13.0	12.0	7.5	8.0	10.1
Fair Catches	0	1	0	2	3	0	0	1	2	1	0	0	4	0	1	0	1	16
Kickoff Returns	1	3	2	4	4	3	0	3	2	6	1	3	1	2	0	2	3	40
Kickoff Return Yards	22	30	33	81	85	77	0	76	34	127	17	84	16	38	0	34	58	812
Kickoff Return Avg.	22.0	10	16.5	20.3	21.3	25.7	0.0	25.3	17.0	21.2	17.0	28.0	16.0	19.0	0.0	17.0	19.3	20.3
Time of Possession	33:21	22:42	25:54	29:03	28:30	32:50	23:39	30:58	32:21	28:33	29:38	28:58	23:03	20:52	30:31	26:48	26:26	27:20

PLAYOFF OFFENSE

	Jan 22 C/n	Playoff Totals
Points	16	16
1st Qtr	0	0
2nd Qtr	6	6
3rd Qtr	10	10
4th Qtr	0	0
Overtime	0	0
TDs (Ru-P-Ret)	1-1-0	1-1-0
PATs (M/A)	1-1	1-1
2PT Convs (M/A)	0-1	0-1
FGs (M/A)	1-1	1-1
Safeties	0	0
First Downs	16	16
Rushing	7	7
Passing	9	9
Penalty	0	0
3rd Down Conv (M/A)	1-8	1-8
3rd Down Conv Pct	12.50%	12.50%
4th Down Conv (M/A)	0-1	0-1
4th Down Conv Pct	0.00%	0.00%
Red Zone Conv (M/A)	1-3	1-3
Red Zone Conv Pct	33.33%	33.33%
Goal to Go Conv (M/A)	1-2	1-2
Goal to Go Conv Pct	50.00%	50.00%
Total Net Yards	353	353
Total Off. Plays	52	52
Avg. Gain Per Play	6.8	6.8
Net Yards Rushing	140	140
Total Rushing Plays	27	27
Avg. Gain Per Rush	5.2	5.2
Net Yards Passing	213	213
Times Sacked	1	1
Yards Lost on Sacks	7	7
Gross Yards Passing	220	220
Pass Attempts	24	24
Pass Completions	15	15
Completion Pct	62.50%	62.50%
Avg. Gain Per Pass	8.5	8.5
Interceptions	3	3
Fumbles / Fum. Lost	0-0	0-0
Penalties	2	2
Penalty Yards	15	15
Punts	4	4
Gross Punting Avg.	41.5	41.5
Touchbacks	0	0
Inside20	3	3
Punts Blocked	0	0
Net Punting Avg.	41.5	41.5
Punt Returns	3	3
Punt Return Yards	5	5
Punt Return Avg.	1.7	1.7
Fair Catches	2	2
Kickoff Returns	1	1
Kickoff Return Yards	26	26
Kickoff Return Avg.	26.0	26.0
Time of Possession	26:35	26:35
Turnover Differential	-2	-2

PLAYOFF DEFENSE

	Jan 22 C/n	Playoff Totals
Points	19	19
1st Qtr	6	6
2nd Qtr	3	3
3rd Qtr	7	7
4th Qtr	3	3
Overtime	0	0
TDs (Ru-P-Ret)	1-0-0	1-0-0
PATs (M/A)	1-1	1-1
2PT Convs (M/A)	0-0	0-0
FGs (M/A)	4-4	4-4
Safeties	0	0
First Downs	17	17
Rushing	4	4
Passing	13	13
Penalty	0	0
3rd Down Conv (M/A)	7-15	7-15
3rd Down Conv Pct	46.67%	46.67%
4th Down Conv (M/A)	0-0	0-0
4th Down Conv Pct	0.00%	0.00%
Red Zone Conv (M/A)	1-2	1-2
Red Zone Conv Pct	50.00%	50.00%
Goal to Go Conv (M/A)	0-0	0-0
Goal to Go Conv Pct	0.00%	0.00%
Total Net Yards	345	345
Total Off. Plays	64	64
Avg. Gain Per Play	5.4	5.4
Net Yards Rushing	65	65
Total Rushing Plays	18	18
Avg. Gain Per Rush	3.6	3.6
Net Yards Passing	280	280
Times Sacked	9	9
Yards Lost on Sacks	68	68
Gross Yards Passing	348	348
Pass Attempts	37	37
Pass Completions	28	28
Completion Pct	75.68%	75.68%
Avg. Gain Per Pass	6.1	6.1
Interceptions	1	1
Fumbles / Fum. Lost	0-0	0-0
Penalties	6	6
Penalty Yards	46	46
Punts	5	5
Gross Punting Avg.	40.6	40.6
Touchbacks	0	0
Inside20	2	2
Punts Blocked	0	0
Net Punting Avg.	39.6	39.6
Punt Returns	0	0
Punt Return Yards	0	0
Punt Return Avg.	0.0	0.0
Fair Catches	3	3
Kickoff Returns	3	3
Kickoff Return Yards	82	82
Kickoff Return Avg.	27.3	27.3
Time of Possession	33:25	33:25

2021 TITANS GAME-BY-GAME STARTERS

OFFENSE

Date	Opp	WR/TE	LT	LG	C	RG	RT	TE	TE/WR/FB	QB	WR	RB
Sept 12	Ari	J. Jones (WR)	T. Lewan	R. Saffold	B. Jones	N. Davis	D. Quessenberry	G. Swaim	M. Pruitt (TE)	R. Tannehill	A. Brown	D. Henry
Sept 19	@ Sea	J. Jones (WR)	T. Sambrailo	R. Saffold	B. Jones	N. Davis	D. Quessenberry	G. Swaim	K. Blasingame (FB)	R. Tannehill	A. Brown	D. Henry
Sept 26	Ind	J. Jones (WR)	T. Lewan	R. Saffold	B. Jones	N. Davis	D. Quessenberry	G. Swaim	N. Westbrook-Ikhine (WR)	R. Tannehill	A. Brown	D. Henry
Oct 3	@ NYJ	A. Firkser (TE)	T. Lewan	R. Saffold	B. Jones	N. Davis	D. Quessenberry	G. Swaim	M. Pruitt (TE)	R. Tannehill	N. Westbrook-Ikhine	D. Henry
Oct 10	@ Jax	M. Johnson (WR)	T. Lewan	R. Saffold	B. Jones	N. Davis	D. Quessenberry	G. Swaim	K. Blasingame (FB)	R. Tannehill	A. Brown	D. Henry
Oct 18	Buf	J. Jones (WR)	T. Lewan	R. Saffold	B. Jones	N. Davis	D. Quessenberry	G. Swaim	C. Rogers (WR)	R. Tannehill	A. Brown	D. Henry
Oct 24	KC	J. Jones (WR)	K. Lamm	R. Saffold	B. Jones	N. Davis	D. Quessenberry	G. Swaim	K. Blasingame (FB)	R. Tannehill	A. Brown	D. Henry
Oct 31	@ Ind	M. Johnson (WR)	T. Lewan	R. Saffold	B. Jones	N. Davis	D. Quessenberry	G. Swaim	M. Pruitt (TE)	R. Tannehill	A. Brown	D. Henry
Nov 7	@ LAR	J. Jones (WR)	B. Hart	R. Saffold	B. Jones	A. Brewer	D. Quessenberry	G. Swaim	M. Pruitt (TE)	R. Tannehill	A. Brown	A. Peterson
Nov 14	NO	N. Westbrook-Ikhine (WR)	T. Lewan	R. Saffold	B. Jones	N. Davis	D. Quessenberry	G. Swaim	M. Pruitt (TE)	R. Tannehill	A. Brown	D. Foreman
Nov 21	Hou	M. Johnson (WR)	T. Lewan	R. Saffold	B. Jones	A. Brewer	D. Quessenberry	M. Pruitt	T. Carter (FB)	R. Tannehill	A. Brown	A. Peterson
Nov 28	@ NE	N. Westbrook-Ikhine (WR)	T. Lewan	R. Saffold	B. Jones	A. Brewer	D. Quessenberry	G. Swaim	T. Carter (FB)	R. Tannehill	C. Hollister	D. Hilliard
Dec 12	Jax	J. Jones (WR)	T. Lewan	R. Saffold	B. Jones	N. Davis	D. Quessenberry	G. Swaim	D. Foreman (RB)	R. Tannehill	N. Westbrook-Ikhine	D. Hilliard
Dec 19	@ Pit	J. Jones (WR)	T. Lewan	A. Brewer	B. Jones	N. Davis	D. Quessenberry	G. Swaim	M. Pruitt (TE)	R. Tannehill	N. Westbrook-Ikhine	D. Hilliard
Dec 23	SF	J. Jones (WR)	D. Radunz	A. Brewer	B. Jones	N. Davis	D. Quessenberry	G. Swaim	M. Pruitt (TE)	R. Tannehill	A. Brown	D. Hilliard
Jan 2	Mia	N. Westbrook-Ikhine (WR)	T. Lewan	R. Saffold	B. Jones	N. Davis	D. Quessenberry	G. Swaim	M. Pruitt (TE)	R. Tannehill	A. Brown	D. Hilliard
Jan 9	@ Hou	J. Jones (WR)	T. Lewan	R. Saffold	B. Jones	N. Davis	D. Quessenberry	G. Swaim	C. Rogers (WR)	R. Tannehill	A. Brown	D. Foreman

PLAYOFFS

Jan 22	Cin	J. Jones (WR)	T. Lewan	R. Saffold	B. Jones	N. Davis	D. Quessenberry	G. Swaim	R. Izzo (TE)	R. Tannehill	A. Brown	D. Henry
--------	-----	---------------	----------	------------	----------	----------	-----------------	----------	--------------	--------------	----------	----------

DEFENSE

Date	Opp	DE/OLB	NT/DE	DT	OLB	ILB	ILB	DE/OLB/DB	CB	CB	S	S
Sept 12	Ari	L. Murchison (DE)	T. Tart (NT)	J. Simmons	H. Landry III	J. Brown	R. Evans	B. Dupree (OLB)	K. Fulton	J. Jenkins	A. Hooker	K. Byard
Sept 19	@ Sea	L. Murchison (DE)	T. Tart (NT)	J. Simmons	H. Landry III	D. Long Jr.	R. Evans	B. Dupree (OLB)	K. Fulton	J. Jenkins	B. McDougald	K. Byard
Sept 26	Ind	D. Autry (DE)	T. Tart (NT)	J. Simmons	H. Landry III	D. Long Jr.	R. Evans	C. Jackson (DB)	K. Fulton	J. Jenkins	D. Cruikshank	K. Byard
Oct 3	@ NYJ	D. Autry (DE)	T. Tart (NT)	J. Simmons	H. Landry III	D. Long Jr.	R. Evans	A. Bledsoe (DE)	K. Fulton	J. Jenkins	D. Cruikshank	K. Byard
Oct 10	@ Jax	D. Autry (DE)	T. Tart (NT)	J. Simmons	H. Landry III	D. Long Jr.	R. Evans	A. Bledsoe (DE)	K. Fulton	J. Jenkins	D. Cruikshank	K. Byard
Oct 18	Buf	D. Autry (DE)	T. Tart (NT)	J. Simmons	H. Landry III	D. Long Jr.	R. Evans	E. Molden (DB)	C. Farley	J. Jenkins	A. Hooker	K. Byard
Oct 24	KC	D. Autry (DE)	T. Tart (NT)	J. Simmons	H. Landry III	D. Long Jr.	R. Evans	E. Molden (DB)	G. Mabin	J. Jenkins	D. Cruikshank	K. Byard
Oct 31	@ Ind	D. Autry (DE)	E. Ankou (NT)	J. Simmons	H. Landry III	D. Long Jr.	M. Rice	E. Molden (DB)	G. Mabin	J. Jenkins	A. Hooker	K. Byard
Nov 7	@ LAR	D. Autry (DE)	T. Tart (NT)	J. Simmons	H. Landry III	D. Long Jr.	J. Brown	E. Molden (DB)	C. Jackson	J. Jenkins	A. Hooker	K. Byard
Nov 14	NO	D. Autry (DE)	N. Jones (NT)	J. Simmons	H. Landry III	J. Brown	M. Rice	L. Murchison (DE)	K. Fulton	J. Jenkins	A. Hooker	K. Byard
Nov 21	Hou	D. Autry (DE)	T. Tart (NT)	J. Simmons	H. Landry III	J. Brown	M. Rice	L. Murchison (DE)	K. Fulton	C. Jackson	A. Hooker	K. Byard
Nov 28	@ NE	D. Autry (DE)	K. Peko (NT)	J. Simmons	H. Landry III	J. Brown	M. Rice	E. Molden (DB)	K. Fulton	J. Jenkins	A. Hooker	K. Byard
Dec 12	Jax	D. Autry (DE)	N. Jones (NT)	J. Simmons	H. Landry III	J. Brown	R. Evans	E. Molden (DB)	K. Fulton	B. Skrine	A. Hooker	K. Byard
Dec 19	@ Pit	K. Peko (DE)	N. Jones (NT)	J. Simmons	H. Landry III	Z. Cunningham	R. Evans	B. Dupree (OLB)	K. Fulton	B. Skrine	A. Hooker	K. Byard
Dec 23	SF	T. Tart (DE)	N. Jones (NT)	J. Simmons	H. Landry III	Z. Cunningham	R. Evans	B. Dupree (OLB)	K. Fulton	B. Skrine	A. Hooker	K. Byard
Jan 2	Mia	B. Dupree (OLB)	N. Jones (DE)	J. Simmons	H. Landry III	Z. Cunningham	R. Evans	E. Molden (DB)	K. Fulton	J. Jenkins	A. Hooker	K. Byard
Jan 9	@ Hou	L. Murchison (DE)	K. Peko (NT)	J. Simmons	H. Landry III	D. Long Jr.	Z. Cunningham	B. Dupree (OLB)	K. Fulton	J. Jenkins	A. Hooker	K. Byard

PLAYOFFS

Jan 22	Cin	D. Autry (DE)	N. Jones (NT)	J. Simmons	H. Landry III	D. Long Jr.	Z. Cunningham	E. Molden (DB)	K. Fulton	J. Jenkins	A. Hooker	K. Byard
--------	-----	---------------	---------------	------------	---------------	-------------	---------------	-----------------------	-----------	------------	-----------	----------

Bold denotes rookie

2021 TITANS GAME-BY-GAME INDIVIDUAL LEADERS

TITANS									
Date	Opp	PASSING YDS.	RUSHING YDS.	RUSHING ATT.	RECEPTIONS	RECEIVING YDS.	TOTAL TACKLES	SACKS	INTERCEPTIONS
Sept 12	Ari	R. Tannehill (212)	D. Henry (58)	D. Henry (17)	A. Brown, C. Rogers (4)	C. Rogers (62)	J. Jenkins (8)	H. Landry, J. Simmons (1)	K. Byard (1)
Sept 19	@ Sea	R. Tannehill (347)	D. Henry (182)	D. Henry (35)	D. Henry, J. Jones (6)	J. Jones (128)	H. Landry III (7)	D. Autry (1.5)	None
Sept 26	Ind	R. Tannehill (197)	D. Henry (113)	D. Henry (28)	N. Westbrook-Ikhine (4)	N. Westbrook-Ikhine (53)	D. Long Jr., R. Evans (8)	O. Adeniyi (1.5)	None
Oct 3	@ NYJ	R. Tannehill (298)	D. Henry (157)	D. Henry (33)	J. McNichols (8)	J. McNichols (74)	H. Landry III (7)	H. Landry III (1)	K. Fulton (1)
Oct 10	@ Jax	R. Tannehill (197)	D. Henry (130)	D. Henry (29)	M. Johnson, A. Brown, A. Firkser (3)	M. Johnson (52)	D. Long Jr. (12)	H. Landry III (2)	K. Byard (1)
Oct 18	Buf	R. Tannehill (216)	D. Henry (143)	D. Henry (20)	A. Brown (7)	A. Brown (91)	D. Long Jr. (14)	H. Landry III (2)	K. Byard (1)
Oct 24	KC	R. Tannehill (270)	D. Henry (86)	D. Henry (29)	A. Brown (8)	A. Brown (133)	D. Cruikshank, D. Long Jr., E. Molden (8)	D. Autry (2)	R. Evans (1)
Oct 31	@ Ind	R. Tannehill (265)	D. Henry (68)	D. Henry (28)	A. Brown (10)	A. Brown (155)	D. Long (9)	H. Landry III (1)	K. Byard, E. Molden (1)
Nov 7	@ LAR	R. Tannehill (143)	D. Foreman (29)	A. Peterson (10)	A. Brown (5)	A. Brown (42)	A. Hooker (12)	J. Simmons (3)	D. Long Jr., K. Byard (1)
Nov 14	NO	R. Tannehill (213)	D. Foreman (30)	D. Foreman (11)	M. Johnson (5)	M. Johnson (100)	J. Brown, M. Rice (10)	J. Simmons (2)	None
Nov 21	Hou	R. Tannehill (323)	A. Peterson (40)	A. Peterson (9)	D. Hilliard (8)	N. Westbrook-Ikhine (107)	J. Brown (14)	None	None
Nov 28	@ NE	R. Tannehill (93)	D. Hilliard (131)	D. Foreman (19)	N. Westbrook-Ikhine, C. Hollister (2)	N. Westbrook-Ikhine (25)	K. Byard (12)	K. Byard (1)	None
Dec 12	Jax	R. Tannehill (191)	D. Foreman (47)	D. Foreman (13)	A. Firkser, J. Jones (4)	G. Swaim (45)	R. Evans (6)	D. Roberson, H. Landry, D. Autry (1)	R. Evans, B. Skrine, K. Fulton, J. Brown (1)
Dec 19	@ Pit	R. Tannehill (153)	D. Foreman (108)	D. Foreman (22)	N. Westbrook-Ikhine, C. Rogers, D. Hilliard (4)	N. Westbrook-Ikhine (32)	Z. Cunningham (6)	N. Jones, B. Dupree, D. Autry (1)	None
Dec 23	SF	R. Tannehill (209)	J. McNichols (31)	D. Foreman (9)	A. Brown (11)	A. Brown (145)	R. Evans (7), B. Skrine (7)	B. Dupree, D. Autry (1)	A. Hooker, J. Jenkins (1)
Jan 2	Mia	R. Tannehill (120)	D. Foreman (132)	D. Foreman (26)	D. Hilliard, A. Firkser, G. Swaim (3)	A. Brown (41)	Z. Cunningham, A. Hooker (6)	D. Autry, H. Landry III, K. Peko (1)	D. Long Jr. (1)
Jan 9	@ Hou	R. Tannehill (287)	D. Foreman (69)	D. Foreman (21)	J. Jones (5)	N. Westbrook-Ikhine (78)	Z. Cunningham (9)	K. Peko, J. Simmons (1)	None
PLAYOFFS									
Jan 22	Cin	R. Tannehill (220)	D. Foreman (66)	D. Henry (20)	J. Jones (6)	A. Brown (142)	Z. Cunningham (10)	J. Simmons (3)	A. Hooker (1)
OPPONENTS									
Date	Opp	PASSING YDS.	RUSHING YDS.	RUSHING ATT.	RECEPTIONS	RECEIVING YDS.	TOTAL TACKLES	SACKS	INTERCEPTIONS
Sept 12	Ari	K. Murray (289)	C. Edmonds (63)	J. Conner (16)	D. Hopkins (6)	D. Hopkins (83)	I. Simmons (9)	C. Jones (5)	I. Simmons (1)
Sept 19	@ Sea	R. Wilson (343)	C. Carson (31)	C. Carson (13)	T. Lockett (8)	T. Lockett (178)	B. Wagner (20)	B. Wagner, A. Woods, A. Robinson (1)	None
Sept 26	Ind	C. Wentz (194)	J. Taylor (64)	J. Taylor (10)	M. Pittman (6)	M. Pittman (68)	J. Blackmon (11)	B. Okereke (1)	K. Moore, D. Leonard (1)
Oct 3	@ NYJ	Z. Wilson (297)	Mi. Carter (38)	Mi. Carter (13)	J. Crowder (7)	C. Davis (111)	C. Mosley (13)	Q. Williams (2)	None
Oct 10	@ Jax	T. Lawrence (273)	J. Robinson (149)	J. Robinson (18)	D. Arnold, J. Agnew (6)	D. Arnold (64)	J. Allen, D. Hamilton (7)	D. Smoot (1.5)	None
Oct 18	Buf	J. Allen (353)	D. Singletary (27)	J. Allen (9)	S. Diggs (9)	E. Sanders (91)	T. Edmunds (10)	None	J. Poyer (1)
Oct 24	KC	P. Mahomes (206)	P. Mahomes (35)	P. Mahomes (6)	T. Kelce (7)	B. Pringle (73)	N. Bolton (15)	B. Niemann (1)	W. Gay (1)
Oct 31	@ Ind	C. Wentz (231)	J. Taylor (70)	J. Taylor (16)	M. Pittman (10)	M. Pittman (86)	B. Okereke (12)	D. Buckner, T. Lewis, K. Turay (1)	K. Moore, T. Lewis (1)
Nov 7	@ LAR	M. Stafford (294)	D. Henderson (55)	D. Henderson (11)	C. Kupp (11)	R. Woods (98)	J. Fuller (7)	L. Floyd, A. Donald (1)	J. Ramsey (1)
Nov 14	NO	T. Siemian (298)	M. Ingram II (47)	M. Ingram II (14)	A. Trautman (5)	D. Harris (84)	M. Lattimore, D. Davis (6)	M. Davenport (2)	None
Nov 21	Hou	T. Taylor (107)	R. Burkhead (40)	R. Burkhead (18)	C. Conley (4)	C. Conley (37)	K. Grugier-Hill (12)	R. Blacklock, J. Martin (1)	D. King (2)
Nov 28	@ NE	M. Jones (310)	R. Stevenson (46)	D. Harris (11)	J. Meyers, K. Bourne (5)	J. Meyers (98)	J. Bentley (10)	J. Bentley, M. Judon (1)	J. Jackson (1)
Dec 12	Jax	T. Lawrence (221)	J. Robinson (4)	J. Robinson (6)	M. Jones (6)	M. Jones (70)	D. Wilson, M. Jack (10)	D. Wilson, R. Robertson-Harris, D. Smoot, J. Ward (1)	None
Dec 19	@ Pit	B. Roethlisberger (148)	N. Harris (18)	N. Harris (12)	D. Johnson (5)	D. Johnson (38)	M. Fitzpatrick (14)	T. Watt (1.5)	J. Schobert (1)
Dec 23	SF	J. Garoppolo (322)	J. Wilson (45)	J. Wilson (14)	D. Samuel (9)	D. Samuel (159)	F. Warner, J. Tartt, A. Al-Shaair (6)	S. Ebukam (1.5)	None
Jan 2	Mia	T. Tagovailoa (205)	D. Johnson (49)	D. Johnson (7)	M. Gesicki, D. Parker (4)	M. Gesicki (51)	C. Wilkins (11)	J. Baker (1)	None
Jan 9	@ Hou	D. Mills (301)	D. Johnson (28)	R. Burkhead (12)	D. Amendola (7)	D. Amendola (113)	T. Brooks, C. Kirksey (8)	M. Collins (1)	None
PLAYOFFS									
Jan 22	Cin	J. Burrow (348)	J. Mixon (54)	J. Mixon (14)	T. Higgins, C. Uzomah (7)	J. Chase (109)	L. Wilson (8)	V. Bell (1)	L. Wilson, J. Bates III, M. Hilton (1)

2021 TITANS GAME-BY-GAME INDIVIDUAL PASSING STATISTICS

RYAN TANNEHILL

Date	Opp	W-L	GP / GS	Att	Cmp	Pct	Yds	Yd/Att	TD	TD%	Int	Int%	Lg	Sk	Yds	Rat
Sept 12	Ari	L	S	35	21	60.0	212	6.1	1	2.9	1	2.9	39	6	56	74.9
Sept 19	@ Sea	W	S	40	27	67.5	347	8.7	0	0.0	0	0.0	51	3	27	94.5
Sept 26	Ind	W	S	27	18	66.7	197	7.3	3	11.1	2	7.4	26	1	9	94.2
Oct 3	@ NYJ	L	S	49	30	61.2	298	6.1	1	2.0	0	0.0	27	7	45	85.2
Oct 10	@ Jax	W	S	22	14	63.6	197	9.0	1	4.5	0	0.0	26	3	13	107.6
Oct 18	Buf	W	S	29	18	62.1	216	7.4	0	0.0	1	3.4	48	0	0	70.5
Oct 24	KC	W	S	27	21	77.8	270	10.0	1	3.7	1	3.7	46	1	9	105.2
Oct 31	@ Ind	W	S	33	23	69.7	265	8.0	3	9.1	2	6.1	57t	3	18	98.7
Nov 7	@ LAR	W	S	27	19	70.4	143	5.3	1	3.7	1	3.7	16	3	18	79.7
Nov 14	NO	W	S	27	19	70.4	213	7.9	1	3.7	0	0.0	50	2	15	105.9
Nov 21	Hou	L	S	52	35	67.3	323	6.2	1	1.9	4	7.7	46	2	6	58.4
Nov 28	@ NE	L	S	21	11	52.4	93	4.4	1	4.8	1	4.8	24	2	8	60.2
Dec 12	Jax	W	S	31	20	64.5	191	6.2	0	0.0	0	0.0	24	4	30	81.5
Dec 19	@ Pit	L	S	32	23	71.9	153	4.8	0	0.0	1	3.1	18	4	36	68.9
Dec 23	SF	W	S	29	22	75.9	209	7.2	1	3.4	0	0.0	42	4	21	106.8
Jan 2	Mia	W	S	18	13	72.2	120	6.7	2	11.1	0	0.0	28	1	10	127.1
Jan 9	@ Hou	W	S	32	23	71.9	287	9.0	4	12.5	0	0.0	36	1	6	138.9
2021 Totals		12-5	17 / 17	531	357	67.2	3,734	7.0	21	4.0	14	2.6	57t	47	327	89.6
Jan 22	Cin	L	S	24	15	62.5	220	9.2	1	4.2	3	12.5	41	1	7	66.7
Playoff Totals:		0-1	1 / 1	24	15	62.5	220	9.2	1	4.2	3	12.5	41	1	7	66.7

LOGAN WOODSIDE

Date	Opp	W-L	GP / GS	Att	Cmp	Pct	Yds	Yd/Att	TD	TD%	Int	Int%	Lg	Sk	Yds	Rat
Sept 12	Ari	L	DNP	0	0	-	0	-	0	-	0	-	-	0	0	-
Sept 19	@ Sea	W	DNP	0	0	-	0	-	0	-	0	-	-	0	0	-
Sept 26	Ind	W	DNP	0	0	-	0	-	0	-	0	-	-	0	0	-
Oct 3	@ NYJ	L	DNP	0	0	-	0	-	0	-	0	-	-	0	0	-
Oct 10	@ Jax	W	DNP	0	0	-	0	-	0	-	0	-	-	0	0	-
Oct 18	Buf	W	DNP	0	0	-	0	-	0	-	0	-	-	0	0	-
Oct 24	KC	W	p	0	0	-	0	-	0	-	0	-	-	0	0	-
Oct 31	@ Ind	W	p	0	0	-	0	-	0	-	0	-	-	0	0	-
Nov 7	@ LAR	W	p	0	0	-	0	-	0	-	0	-	-	0	0	-
Nov 14	NO	W	DNP	0	0	-	0	-	0	-	0	-	-	0	0	-
Nov 21	Hou	L	DNP	0	0	-	0	-	0	-	0	-	-	0	0	-
Nov 28	@ NE	L	R/C	0	0	-	0	-	0	-	0	-	-	0	0	-
Dec 12	Jax	W	p	0	0	-	0	-	0	-	0	-	-	0	0	-
Dec 19	@ Pit	L	DNP	0	0	-	0	-	0	-	0	-	-	0	0	-
Dec 23	SF	W	DNP	0	0	-	0	-	0	-	0	-	-	0	0	-
Jan 2	Mia	W	p	0	0	-	0	-	0	-	0	-	-	0	0	-
Jan 9	@ Hou	W	DNP	0	0	-	0	-	0	-	0	-	-	0	0	-
2021 Totals		12-5	5 / 0	0	0	-	-	-	0	-	0	-	-	0	0	-
Jan 22	Cin	L	DNP	0	0	-	0	-	0	-	0	-	-	0	0	-
Playoff Totals:		0-1	0 / 0	0	0	-	0	-	0	-	0	-	-	0	0	-

Other passers: Other passers: **Matthias Farley** (1 for 6 yards vs. Ari, 9/12), **Derrick Henry** (1 for 5-yard touchdown vs. KC, 10/24), **A.J. Brown** (1 incompleton @ Ind, 10/31; 1 incompleton vs. SF, 12/23)

2021 TITANS GAME-BY-GAME INDIVIDUAL RUSHING STATISTICS

KHARI BLASINGAME (RB/FB)

Date	Opp	GP	/	GS	Att	Yds	Avg	Lg	TD
Sept 12	Ari			p	0	0	-	0	0
Sept 19	@ Sea			S	0	0	-	0	0
Sept 26	Ind			IA	0	0	-	0	0
Oct 3	@ NYJ			p	0	0	-	0	0
Oct 10	@ Jax			S	0	0	-	0	0
Oct 18	Buf			p	0	0	-	0	0
Oct 24	KC			S	0	0	-	0	0
Oct 31	@ Ind			IA	0	0	-	0	0
Nov 7	@ LAR			Placed on Injured Reserve List on Nov. 6, 2021					
Nov 14	NO								
Nov 21	Hou								
Nov 28	@ NE			p	3	6	2.0	3	0
Dec 12	Jax			IA	0	0	-	0	0
Dec 19	@ Pit			p	0	0	-	0	0
Dec 23	SF			p	0	0	-	0	0
Jan 2	Mia			p	0	0	-	0	0
Jan 9	@ Hou			p	0	0	-	0	0
2021 Totals		11	/	3	3	6	2.0	3	0
Jan 22	Cin			p	0	0	-	0	0
Playoff Totals:		1	/	0	0	0	-	0	0

DARRYNTON EVANS (RB)

Date	Opp	GP	/	GS	Att	Yds	Avg	Lg	TD
Sept 12	Ari			Placed on Injured Reserve List on Sept. 2, 2021					
Sept 19	@ Sea								
Sept 26	Ind								
Oct 3	@ NYJ								
Oct 10	@ Jax								
Oct 18	Buf								
Oct 24	KC			p	2	7	3.5	5	0
Oct 31	@ Ind			Placed on Injured Reserve List on Oct. 29, 2021					
Nov 7	@ LAR								
Nov 14	NO								
Nov 21	Hou								
Nov 28	@ NE								
Dec 12	Jax								
Dec 19	@ Pit								
Dec 23	SF								
Jan 2	Mia								
Jan 9	@ Hou								
2021 Totals		1	/	0	2	7	3.5	5	0
Jan 22	Cin								
Playoff Totals:		0	/	0	0	0	-	0	0

D'ONTA FOREMAN (RB)

Date	Opp	GP	/	GS	Att	Yds	Avg	Lg	TD
Sept 12	Ari								
Sept 19	@ Sea								
Sept 26	Ind								
Oct 3	@ NYJ								
Oct 10	@ Jax								
Oct 18	Buf								
Oct 24	KC								
Oct 31	@ Ind			Signed to active roster from practice squad on Nov. 6, 2021					
Nov 7	@ LAR			p	5	29	5.8	11	0
Nov 14	NO			S	11	30	2.7	6	0
Nov 21	Hou			p	7	25	3.6	9	0
Nov 28	@ NE			p	19	109	5.7	30	0
Dec 12	Jax			S	13	47	3.6	8	1
Dec 19	@ Pit			p	22	108	4.9	20	0
Dec 23	SF			p	9	17	1.9	8	1
Jan 2	Mia			p	26	132	5.1	35	1
Jan 9	@ Hou			S	21	69	3.3	16	0
2021 Totals		9	/	3	133	566	4.3	35	3
Jan 22	Cin			p	4	66	16.5	45	0
Playoff Totals:		1	/	0	4	66	16.5	45	0

DONTRELL HILLIARD (POS)

Date	Opp	GP	/	GS	Att	Yds	Avg	Lg	TD
Sept 12	Ari								
Sept 19	@ Sea								
Sept 26	Ind								
Oct 3	@ NYJ								
Oct 10	@ Jax								
Oct 18	Buf								
Oct 24	KC			Signed to the Practice Squad on Oct. 27, 2021					
Oct 31	@ Ind			p	0	0	-	0	0
Nov 7	@ LAR			PS					
Nov 14	NO			PS					
Nov 21	Hou			p	7	35	5.0	16	0
Nov 28	@ NE			S	12	131	10.9	68t	1
Dec 12	Jax			S	6	13	2.2	4	0
Dec 19	@ Pit			S	9	49	5.4	15	0
Dec 23	SF			S	5	20	4.0	9	0
Jan 2	Mia			S	8	45	5.6	39t	1
Jan 9	@ Hou			p	9	57	6.3	16	0
2021 Totals		8	/	5	56	350	6.3	68t	2
Jan 22	Cin			p	0	0	-	0	0
Playoff Totals:		1	/	0	0	0	-	0	0

DERRICK HENRY (RB)

Date	Opp	GP	/	GS	Att	Yds	Avg	Lg	TD
Sept 12	Ari			S	17	58	3.4	19	0
Sept 19	@ Sea			S	35	182	5.2	60t	3
Sept 26	Ind			S	28	113	4.0	19	0
Oct 3	@ NYJ			S	33	157	4.8	22	1
Oct 10	@ Jax			S	29	130	4.5	15	3
Oct 18	Buf			S	20	143	7.2	76t	3
Oct 24	KC			S	29	86	3.0	11	0
Oct 31	@ Ind			S	28	68	2.4	9	0
Nov 7	@ LAR			Placed on Injured Reserve List on Nov. 1, 2021					
Nov 14	NO								
Nov 21	Hou								
Nov 28	@ NE								
Dec 12	Jax								
Dec 19	@ Pit								
Dec 23	SF								
Jan 2	Mia								
Jan 9	@ Hou								
2021 Totals		8	/	8	219	937	4.3	76t	10
Jan 22	Cin			S	20	62	3.1	9	1
Playoff Totals:		1	/	1	20	62	3.1	9	1

JEREMY McNICHOLS (RB)

Date	Opp	GP	/	GS	Att	Yds	Avg	Lg	TD
Sept 12	Ari			p	2	9	4.5	8	0
Sept 19	@ Sea			p	1	3	3.0	3	0
Sept 26	Ind			p	2	6	3.0	5	0
Oct 3	@ NYJ			p	1	11	11.0	11	0
Oct 10	@ Jax			p	1	9	9.0	9	0
Oct 18	Buf			p	0	0	-	0	0
Oct 24	KC			p	0	0	-	0	0
Oct 31	@ Ind			p	0	0	-	0	0
Nov 7	@ LAR			p	7	24	3.4	14	0
Nov 14	NO			p	4	7	1.8	4	0
Nov 21	Hou			IA	0	0	-	0	0
Nov 28	@ NE			IA	0	0	-	0	0
Dec 12	Jax			p	8	16	2.0	12	0
Dec 19	@ Pit			p	6	26	4.3	9	0
Dec 23	SF			p	7	31	4.4	10	0
Jan 2	Mia			p	2	14	7.0	12	0
Jan 9	@ Hou			Waived on Jan. 8, 2022; signed to practice squad Jan. 11					
2021 Totals		14	/	0	41	156	3.8	14	0
Jan 22	Cin			PS					
Playoff Totals:		0	/	0	0	0	-	-	0

2021 TITANS GAME-BY-GAME INDIVIDUAL RUSHING STATISTICS

ADRIAN PETERSON (RB)

Date	Opp	GP	/	GS	Att	Yds	Avg	Lg	TD
Sept 12	Ari								
Sept 19	@ Sea								
Sept 26	Ind								
Oct 3	@ NYJ								
Oct 10	@ Jax								
Oct 18	Buf								
Oct 24	KC								
Oct 31	@ Ind	Signed to active roster from practice squad on Nov. 5, 2021							
Nov 7	@ LAR	S			10	21	2.1	6	1
Nov 14	NO	p			8	21	2.6	6	0
Nov 21	Hou	S			9	40	4.4	16	0
Nov 28	@ NE	Waived by the Titans on Nov. 23, 2021							
Dec 12	Jax								
Dec 19	@ Pit								
Dec 23	SF								
Jan 2	Mia								
Jan 9	@ Hou								
2021 Totals		3	/	2	27	82	3.0	16	1
Jan 22	Cin								
Playoff Totals:		0	/	0	0	0	-	0	0

RYAN TANNEHILL (QB)

Date	Opp	GP	/	GS	Att	Yds	Avg	Lg	TD
Sept 12	Ari	S			2	17	8.5	16	1
Sept 19	@ Sea	S			4	27	6.8	19	0
Sept 26	Ind	S			5	56	11.2	28	0
Oct 3	@ NYJ	S			3	9	3.0	7	0
Oct 10	@ Jax	S			3	21	7.0	8	0
Oct 18	Buf	S			2	3	1.5	4	1
Oct 24	KC	S			2	6	3.0	4	1
Oct 31	@ Ind	S			2	26	13.0	13	0
Nov 7	@ LAR	S			2	3	1.5	2	1
Nov 14	NO	S			5	1	0.2	2	1
Nov 21	Hou	S			2	3	1.5	3	0
Nov 28	@ NE	S			5	24	4.8	11	0
Dec 12	Jax	S			4	29	7.3	17	1
Dec 19	@ Pit	S			5	18	3.6	11	1
Dec 23	SF	S			3	22	7.3	23	0
Jan 2	Mia	S			4	7	1.8	5	0
Jan 9	@ Hou	S			2	-2	-1.0	-1	0
2021 Totals		17	/	17	55	270	4.9	28	7
Jan 22	Cin	S			3	12	4.0	8	0
Playoff Totals:		1	/	1	3	12	4.0	8	0

LOGAN WOODSIDE (QB)

Date	Opp	GP	/	GS	Att	Yds	Avg	Lg	TD
Sept 12	Ari	DNP			0	0	-	-	0
Sept 19	@ Sea	DNP			0	0	-	-	0
Sept 26	Ind	DNP			0	0	-	-	0
Oct 3	@ NYJ	DNP			0	0	-	-	0
Oct 10	@ Jax	DNP			0	0	-	-	0
Oct 18	Buf	DNP			0	0	-	-	0
Oct 24	KC	p			1	-1	-1.0	-1	0
Oct 31	@ Ind	p			1	-1	-1.0	-1	0
Nov 7	@ LAR	p			1	-1	-1.0	-1	0
Nov 14	NO	DNP			0	0	-	-	0
Nov 21	Hou	DNP			0	0	-	-	0
Nov 28	@ NE	R/C			0	0	-	-	0
Dec 12	Jax	p			3	-3	-1.0	-1	0
Dec 19	@ Pit	DNP			0	0	-	-	0
Dec 23	SF	DNP			0	0	-	-	0
Jan 2	Mia	p			0	0	-	-	0
Jan 9	@ Hou	DNP			0	0	-	-	0
2021 Totals		5	/	0	6	-6	-1.0	0	0
Jan 22	Cin	DNP			0	0	-	-	0
Playoff Totals:		0	/	0	0	0	-	-	0

Other rushers: **A.J. Brown** (1 for 3 yards vs. Ind, 9/26; 1 for 7 yards vs. NO, 11/14), **Cameron Batson** (2 for 15 yards at Jax, 10/10), **Chester Rogers** (1 for 9 yards at Jax 10/10), **Marcus Johnson** (1 for 5 yards vs. KC 10/25; 1 for -7 yards at LAR, 11/7), **Mekhi Sargent** (1 for 2 yards vs. Ari, 9/12; 1 for 2 yards vs. Ind., 9/26)

2021 TITANS GAME-BY-GAME INDIVIDUAL RECEIVING STATISTICS

CAMERON BATSON (WR)

Date	Opp	GP	/	GS	No	Yds	Avg	Lg	TD
Sept 12	Ari	IA			0	0	-	-	0
Sept 19	@ Sea	IA			0	0	-	-	0
Sept 26	Ind	p			1	13	13.0	13	0
Oct 3	@ NYJ	p			1	2	2	2t	1
Oct 10	@ Jax	p			0	0	-	-	0
Oct 18	Buf	p			0	0	-	-	0
Oct 24	KC	Placed on Injury Reserve List on Oct. 19, 2021							
Oct 31	@ Ind								
Nov 7	@ LAR								
Nov 14	NO								
Nov 21	Hou								
Nov 28	@ NE								
Dec 12	Jax								
Dec 19	@ Pit								
Dec 23	SF								
Jan 2	Mia								
Jan 9	@ Hou								
2021 Totals		4	/	0	2	15	7.5	13	1
Jan 22	Cin								
Playoff Totals:		0	/	0	0	0	-	-	0

KHARI BLASINGAME (FB)

Date	Opp	GP	/	GS	No	Yds	Avg	Lg	TD
Sept 12	Ari	p			0	0	-	-	0
Sept 19	@ Sea	S			0	0	-	-	0
Sept 26	Ind	IA			0	0	-	-	0
Oct 3	@ NYJ	p			0	0	-	-	0
Oct 10	@ Jax	S			0	0	-	-	0
Oct 18	Buf	p			0	0	-	-	0
Oct 24	KC	S			0	0	-	-	0
Oct 31	@ Ind	IA			0	0	-	-	0
Nov 7	@ LAR	Placed on Injured Reserve List on Nov. 6, 2021							
Nov 14	NO								
Nov 21	Hou								
Nov 28	@ NE	p			0	0	-	-	0
Dec 12	Jax	IA			0	0	-	-	0
Dec 19	@ Pit	p			0	0	-	-	0
Dec 23	SF	p			1	-1	-1.0	-1	0
Jan 2	Mia	p			0	0	-	-	0
Jan 9	@ Hou	p			1	5	5.0	5	0
2021 Totals		11	/	3	2	4	2.0	5	0
Jan 22	Cin	p			0	0	-	-	0
Playoff Totals:		1	/	0	0	0	-	-	0

A.J. BROWN (WR)

Date	Opp	GP	/	GS	No	Yds	Avg	Lg	TD
Sept 12	Ari	S			4	49	12.3	19	1
Sept 19	@ Sea	S			3	43	14.3	15	0
Sept 26	Ind	S			0	0	-	-	0
Oct 3	@ NYJ	IA			0	0	-	-	0
Oct 10	@ Jax	S			3	38	12.7	22	0
Oct 18	Buf	S			7	91	13.0	22	0
Oct 24	KC	S			8	133	16.6	46	1
Oct 31	@ Ind	S			10	155	15.5	57t	1
Nov 7	@ LAR	S			5	42	8.4	16	0
Nov 14	NO	S			1	16	16.0	16	0
Nov 21	Hou	S			5	48	9.6	11	0
Nov 28	@ NE	Placed on Injured Reserve List on Nov. 27, 2021							
Dec 12	Jax								
Dec 19	@ Pit								
Dec 23	SF	S			11	145	13.2	42	1
Jan 2	Mia	S			2	41	20.5	25	0
Jan 9	@ Hou	S			4	68	17.0	24	1
2021 Totals		13	/	13	63	869	13.8	57t	5
Jan 22	Cin	S			5	142	28.4	41	1
Playoff Totals:		1	/	1	5	142	28.4	41	1

ANTHONY FIRKSER (TE)

Date	Opp	GP	/	GS	No	Yds	Avg	Lg	TD
Sept 12	Ari	p			3	19	6.3	11	0
Sept 19	@ Sea	IA			0	0	-	-	0
Sept 26	Ind	IA			0	0	-	-	0
Oct 3	@ NYJ	S			3	23	7.7	10	0
Oct 10	@ Jax	p			3	33	11.0	14	0
Oct 18	Buf	p			1	11	11.0	11	0
Oct 24	KC	p			1	9	9.0	9	0
Oct 31	@ Ind	p			1	8	8.0	8	0
Nov 7	@ LAR	p			1	7	7.0	7	0
Nov 14	NO	p			1	2	2.0	2	0
Nov 21	Hou	p			5	26	5.2	7	0
Nov 28	@ NE	p			1	7	7.0	7	0
Dec 12	Jax	p			4	34	8.5	11	0
Dec 19	@ Pit	p			2	19	9.5	11	0
Dec 23	SF	p			1	13	13.0	13	0
Jan 2	Mia	p			3	24	8.0	15t	1
Jan 9	@ Hou	p			4	56	14.0	24	1
2021 Totals		15	/	1	34	291	8.6	24	2
Jan 22	Cin	p			0	0	-	-	0
Playoff Totals:		1	/	0	0	0	-	-	0

DEZ FITZPATRICK (WR)

Date	Opp	GP	/	GS	No	Yds	Avg	Lg	TD
Sept 12	Ari	PS			0	0	-	-	0
Sept 19	@ Sea	PS			0	0	-	-	0
Sept 26	Ind	PS			0	0	-	-	0
Oct 3	@ NYJ	PS			0	0	-	-	0
Oct 10	@ Jax	PS			0	0	-	-	0
Oct 18	Buf	PS			0	0	-	-	0
Oct 24	KC	PS			0	0	-	-	0
Oct 31	@ Ind	PS			0	0	-	-	0
Nov 7	@ LAR	PS			0	0	-	-	0
Nov 14	NO	p			1	0	0	0	0
Nov 21	Hou	p			3	35	11.7	18t	1
Nov 28	@ NE	p			1	14	14.0	14	0
Dec 12	Jax	IA			0	0	-	-	0
Dec 19	@ Pit	R/C			0	0	-	-	0
Dec 23	SF	R/C			0	0	-	-	0
Jan 2	Mia	p			0	0	-	-	0
Jan 9	@ Hou	IA			0	0	-	-	0
2021 Totals		4	/	0	5	49	9.8	18t	1
Jan 22	Cin	IA			0	0	-	-	0
Playoff Totals:		0	/	0	0	0	-	-	0

D'ONTA FOREMAN (RB)

Date	Opp	GP	/	GS	No	Yds	Avg	Lg	TD
Sept 12	Ari								
Sept 19	@ Sea								
Sept 26	Ind								
Oct 3	@ NYJ								
Oct 10	@ Jax								
Oct 18	Buf								
Oct 24	KC								
Oct 31	@ Ind	Signed to active roster from practice squad on Nov. 5, 2021							
Nov 7	@ LAR	p			0	0	-	-	0
Nov 14	NO	S			2	48	24	39	0
Nov 21	Hou	p			1	15	15	15	0
Nov 28	@ NE	p			1	3	3.0	3	0
Dec 12	Jax	S			2	15	7.5	11	0
Dec 19	@ Pit	p			2	27	13.5	18	0
Dec 23	SF	p			0	0	-	-	0
Jan 2	Mia	p			0	0	-	-	0
Jan 9	@ Hou	S			1	15	15.0	15	0
2021 Totals		9	/	3	9	123	13.7	39	0
Jan 22	Cin	p			0	0	-	-	0
Playoff Totals:		1	/	0	0	0	-	-	0

2021 TITANS GAME-BY-GAME INDIVIDUAL RECEIVING STATISTICS

DERRICK HENRY (RB)

Date	Opp	GP	/	GS	No	Yds	Avg	Lg	TD
Sept 12	Ari	S			3	19	6.3	8	0
Sept 19	@ Sea	S			6	55	9.2	15	0
Sept 26	Ind	S			3	31	10.3	14	0
Oct 3	@ NYJ	S			2	20	10.0	16	0
Oct 10	@ Jax	S			0	0	-	0	0
Oct 18	Buf	S			2	13	6.5	9	0
Oct 24	KC	S			2	16	8.0	13	0
Oct 31	@ Ind	S			0	0	-	-	0
Nov 7	@ LAR	Placed on Injured Reserve List on Nov. 1, 2021							
Nov 14	NO								
Nov 21	Hou								
Nov 28	@ NE								
Dec 12	Jax								
Dec 19	@ Pit								
Dec 23	SF								
Jan 2	Mia								
Jan 9	@ Hou								
2021 Totals		8	/	8	18	154	8.6	16	0
Jan 22	Cin	S			0	0	-	-	0
Playoff Totals:		1	/	1	0	0	-	-	0

DONTRELL HILLIARD (RB)

Date	Opp	GP	/	GS	No	Yds	Avg	Lg	TD
Sept 12	Ari								
Sept 19	@ Sea								
Sept 26	Ind								
Oct 3	@ NYJ								
Oct 10	@ Jax								
Oct 18	Buf								
Oct 24	KC	Signed to the Practice Squad on Oct. 27, 2021							
Oct 31	@ Ind	p			0	0	-	-	0
Nov 7	@ LAR	PS			0	0	-	-	0
Nov 14	NO	PS			0	0	-	-	0
Nov 21	Hou	p			8	47	5.9	10	0
Nov 28	@ NE	S			1	2	2.0	2	0
Dec 12	Jax	S			0	0	-	-	0
Dec 19	@ Pit	S			4	10	2.5	5	0
Dec 23	SF	S			2	-6	-3.0	2	0
Jan 2	Mia	S			3	33	11.0	28	0
Jan 9	@ Hou	p			1	1	1.0	1	0
2021 Totals		8	/	5	19	87	4.6	28	0
Jan 22	Cin	p			3	13	4.3	5	0
Playoff Totals:		1	/	0	3	13	4.3	5	0

CODY HOLLISTER (WR)

Date	Opp	GP	/	GS	No	Yds	Avg	Lg	TD
Sept 12	Ari								
Sept 19	@ Sea								
Sept 26	Ind								
Oct 3	@ NYJ								
Oct 10	@ Jax								
Oct 18	Buf								
Oct 24	KC								
Oct 31	@ Ind								
Nov 7	@ LAR								
Nov 14	NO	Signed to Titans Practice Squad on Nov. 16, 2021							
Nov 21	Hou	PS			0	0	-	-	0
Nov 28	@ NE	S			2	22	11.0	14	0
Dec 12	Jax	p			1	6	6.0	6	0
Dec 19	@ Pit	p			1	5	5	5	0
Dec 23	SF	PS			0	0	-	-	0
Jan 2	Mia	PS			0	0	-	-	0
Jan 9	@ Hou	PS			0	0	-	-	0
2021 Totals		3	/	1	4	33	8.3	14	0
Jan 22	Cin	PS			0	0	-	-	0
Playoff Totals:		0	/	0	0	0	-	-	0

TOMMY HUDSON (TE)

Date	Opp	GP	/	GS	No	Yds	Avg	Lg	TD
Sept 12	Ari	IA			0	0	-	-	0
Sept 19	@ Sea	p			1	14	14.0	14	0
Sept 26	Ind	p			1	3	3.0	3	0
Oct 3	@ NYJ	p			1	14	14.0	14	0
Oct 10	@ Jax	Placed on Injured Reserve List on Oct. 8, 2021							
Oct 18	Buf								
Oct 24	KC								
Oct 31	@ Ind								
Nov 7	@ LAR								
Nov 14	NO								
Nov 21	Hou	p			0	0	-	-	0
Nov 28	@ NE	p			0	0	-	-	0
Dec 12	Jax	Placed on Injured Reserve List on Dec. 11, 2021							
Dec 19	@ Pit								
Dec 23	SF								
Jan 2	Mia								
Jan 9	@ Hou								
2021 Totals		5	/	0	3	31	10.3	14	0
Jan 22	Cin								
Playoff Totals:		0	/	0	0	0	-	-	0

MARCUS JOHNSON (WR)

Date	Opp	GP	/	GS	No	Yds	Avg	Lg	TD
Sept 12	Ari	Placed on Injured Reserve List on Sept. 2, 2021							
Sept 19	@ Sea								
Sept 26	Ind								
Oct 3	@ NYJ								
Oct 10	@ Jax	S			3	52	17.3	22	0
Oct 18	Buf	p			0	0	-	-	0
Oct 24	KC	p			0	0	-	-	0
Oct 31	@ Ind	S			1	8	8.0	8	0
Nov 7	@ LAR	p			0	0	-	-	0
Nov 14	NO	p			5	100	20.0	50	0
Nov 21	Hou	S			0	0	-	-	0
Nov 28	@ NE	Placed on Injured Reserve List on Nov. 23, 2021							
Dec 12	Jax								
Dec 19	@ Pit								
Dec 23	SF								
Jan 2	Mia								
Jan 9	@ Hou								
2021 Totals		7	/	3	9	160	17.8	50	0
Jan 22	Cin								
Playoff Totals:		0	/	0	0	0	-	-	0

JULIO JONES (WR)

Date	Opp	GP	/	GS	No	Yds	Avg	Lg	TD
Sept 12	Ari	S			3	29	9.7	10	0
Sept 19	@ Sea	S			6	128	21.3	51	0
Sept 26	Ind	S			3	47	15.7	25	0
Oct 3	@ NYJ	IA			0	0	-	-	0
Oct 10	@ Jax	IA			0	0	-	-	0
Oct 18	Buf	S			3	59	19.7	48	0
Oct 24	KC	S			2	38	19.0	20	0
Oct 31	@ Ind	IA			0	0	-	-	0
Nov 7	@ LAR	S			4	35	8.8	13	0
Nov 14	NO	Placed on Injured Reserve List on Nov. 13, 2021							
Nov 21	Hou								
Nov 28	@ NE								
Dec 12	Jax	S			4	33	8.3	16	0
Dec 19	@ Pit	S			0	0	-	-	0
Dec 23	SF	S			1	7	7.0	7	0
Jan 2	Mia	R/C			0	0	-	-	0
Jan 9	@ Hou	S			5	58	11.6	19	1
2021 Totals		10	/	10	31	434	14.0	51	1
Jan 22	Cin	S			6	62	10.3	16	0
Playoff Totals:		1	/	1	6	62	10.3	16	0

2021 TITANS GAME-BY-GAME INDIVIDUAL RECEIVING STATISTICS

RACEY McMATH (WR)

Date	Opp	GP	/	GS	No	Yds	Avg	Lg	TD
Sept 12	Ari	p			0	0	-	-	0
Sept 19	@ Sea	p			0	0	-	-	0
Sept 26	Ind	p			0	0	-	-	0
Oct 3	@ NYJ	p			0	0	-	-	0
Oct 10	@ Jax	Placed on Injured Reserve List on Oct. 8, 2021							
Oct 18	Buf								
Oct 24	KC								
Oct 31	@ Ind								
Nov 7	@ LAR								
Nov 14	NO								
Nov 21	Hou								
Nov 28	@ NE								
Dec 12	Jax	p			1	9	9.0	9	0
Dec 19	@ Pit	p			1	-1	-1	-1	0
Dec 23	SF	p			0	0	-	-	0
Jan 2	Mia	p			0	0	-	-	0
Jan 9	@ Hou	p			0	0	-	-	0
2021 Totals		9	/	0	2	8	4.0	9	0
Jan 22	Cin	p			0	0	-	-	0
Playoff Totals:		1	/	0	0	0	-	-	0

JEREMY McNICHOLS (RB)

Date	Opp	GP	/	GS	No	Yds	Avg	Lg	TD
Sept 12	Ari	p			3	24	8.0	9	0
Sept 19	@ Sea	p			3	26	8.7	12	0
Sept 26	Ind	p			1	10	10.0	10t	1
Oct 3	@ NYJ	p			8	74	9.3	27	0
Oct 10	@ Jax	p			2	26	13.0	25	0
Oct 18	Buf	p			0	0	-	0	0
Oct 24	KC	p			1	10	10.0	10	0
Oct 31	@ Ind	p			3	33	11.0	13	0
Nov 7	@ LAR	p			3	11	3.7	9	0
Nov 14	NO	p			1	1	1.0	1	0
Nov 21	Hou	IA			0	0	-	0	0
Nov 28	@ NE	IA			0	0	-	0	0
Dec 12	Jax	p			0	0	-	0	0
Dec 19	@ Pit	p			3	25	8.3	11	0
Dec 23	SF	p			0	0	-	0	0
Jan 2	Mia	p			0	0	-	0	0
Jan 9	@ Hou	Waived on Jan. 8, 2022; signed to practice squad Jan. 11							
2021 Totals		14	/	0	28	240	8.6	27	1
Jan 22	Cin	PS							
Playoff Totals:		0	/	0	0	0	-	-	0

ADRIAN PETERSON (RB)

Date	Opp	GP	/	GS	Att	Yds	Avg	Lg	TD
Sept 12	Ari								
Sept 19	@ Sea								
Sept 26	Ind								
Oct 3	@ NYJ								
Oct 10	@ Jax								
Oct 18	Buf								
Oct 24	KC								
Oct 31	@ Ind	Signed to active roster from practice squad on Nov. 5, 2021							
Nov 7	@ LAR	S			1	5	5.0	5	0
Nov 14	NO	p			1	-1	-1.0	-1	0
Nov 21	Hou	S			2	4	2.0	5	0
Nov 28	@ NE	Waived by the Titans on Nov. 23, 2021							
Dec 12	Jax								
Dec 19	@ Pit								
Dec 23	SF								
Jan 2	Mia								
Jan 9	@ Hou								
2021 Totals		3	/	2	4	8	2.0	5	0
Jan 22	Cin								
Playoff Totals:		0	/	0	0	0	-	0	0

MYCOLE PRUITT (TE)

Date	Opp	GP	/	GS	No	Yds	Avg	Lg	TD
Sept 12	Ari	S			0	0	-	-	0
Sept 19	@ Sea	p			3	43	14.3	22	0
Sept 26	Ind	p			1	7	7.0	7	0
Oct 3	@ NYJ	S			1	14	14.0	14	0
Oct 10	@ Jax	p			1	14	14.0	14t	1
Oct 18	Buf	p			0	0	-	-	0
Oct 24	KC	p			2	27	13.5	22	1
Oct 31	@ Ind	S			2	22	11.0	14	0
Nov 7	@ LAR	S			0	0	-	-	0
Nov 14	NO	S			1	2	2.0	2t	1
Nov 21	Hou	S			0	0	-	-	0
Nov 28	@ NE	p			1	10	10.0	10	0
Dec 12	Jax	p			1	5	5.0	5	0
Dec 19	@ Pit	S			1	1	1	1	0
Dec 23	SF	S			0	0	-	-	0
Jan 2	Mia	S			0	0	-	-	0
Jan 9	@ Hou	Placed on Injured Reserve List on Jan. 3, 2022							
2021 Totals		16	/	9	14	145	10.4	22	3
Jan 22	Cin								
Playoff Totals:		0	/	0	0	0	-	-	0

JOSH REYNOLDS (WR)

Date	Opp	GP	/	GS	No	Yds	Avg	Lg	TD
Sept 12	Ari	IA			0	0	-	0	0
Sept 19	@ Sea	p			0	0	-	0	0
Sept 26	Ind	IA			0	0	-	0	0
Oct 3	@ NYJ	p			6	59	9.8	12	0
Oct 10	@ Jax	p			1	8	8.0	8	0
Oct 18	Buf	IA			0	0	-	0	0
Oct 24	KC	p			3	23	7.7	11	0
Oct 31	@ Ind	p			0	0	-	0	0
Nov 7	@ LAR	IA			0	0	-	0	0
Nov 14	NO	Waived by the Titans on Nov. 9, 2021							
Nov 21	Hou								
Nov 28	@ NE								
Dec 12	Jax								
Dec 19	@ Pit								
Dec 23	SF								
Jan 2	Mia								
Jan 9	@ Hou								
2021 Totals		5	/	0	10	90	9.0	12	0
Jan 22	Cin								
Playoff Totals:		0	/	0	0	0	-	-	0

CHESTER ROGERS (WR)

Date	Opp	GP	/	GS	No	Yds	Avg	Lg	TD
Sept 12	Ari	p			4	62	15.5	39	0
Sept 19	@ Sea	p			2	22	11.0	12	0
Sept 26	Ind	p			1	6	6.0	6t	1
Oct 3	@ NYJ	p			5	63	12.6	20	0
Oct 10	@ Jax	p			1	26	26.0	26	0
Oct 18	Buf	S			1	7	7.0	7	0
Oct 24	KC	IA			0	0	-	-	0
Oct 31	@ Ind	p			0	0	-	-	0
Nov 7	@ LAR	p			0	0	-	-	0
Nov 14	NO	p			1	9	9.0	9	0
Nov 21	Hou	p			4	41	10.3	12	0
Nov 28	@ NE	p			1	2	2.0	2	0
Dec 12	Jax	p			1	13	13.0	13	0
Dec 19	@ Pit	p			4	30	7.5	13	0
Dec 23	SF	p			1	3	3.0	3	0
Jan 2	Mia	p			2	13	6.5	7	0
Jan 9	@ Hou	S			2	4	2.0	4	0
2021 Totals		16	/	2	30	301	10.0	39	1
Jan 22	Cin	p			1	3	3.0	3	0
Playoff Totals:		1	/	0	1	3	3.0	3	0

2021 TITANS GAME-BY-GAME INDIVIDUAL RECEIVING STATISTICS

GEOFF SWAIM (TE)

Date	Opp	GP	/	GS	No	Yds	Avg	Lg	TD
Sept 12	Ari			S	0	0	-	-	0
Sept 19	@ Sea			S	2	10	5.0	5	0
Sept 26	Ind			S	3	27	9.0	26	0
Oct 3	@ NYJ			S	0	0	-	-	0
Oct 10	@ Jax			S	0	0	-	-	0
Oct 18	Buf			S	1	8	8.0	8	0
Oct 24	KC			S	1	8	8.0	8	0
Oct 31	@ Ind			S	4	23	5.8	7	1
Nov 7	@ LAR			S	4	29	7.3	11	1
Nov 14	NO			S	4	26	6.5	16	0
Nov 21	Hou			IA	0	0	-	-	0
Nov 28	@ NE			S	1	8	8.0	8	0
Dec 12	Jax			S	3	45	15.0	24	0
Dec 19	@ Pit			S	1	5	5.0	5	0
Dec 23	SF			S	3	10	3.3	6	0
Jan 2	Mia			S	3	9	3.0	5	1
Jan 9	@ Hou			S	1	2	2.0	2	0
2021 Totals		16	/	16	31	210	6.8	26	3
Jan 22	Cin			S	0	0	-	-	0
Playoff Totals:		1	/	1	0	0	-	-	0

NICK WESTBROOK-IKHINE (WR)

Date	Opp	GP	/	GS	No	Yds	Avg	Lg	TD
Sept 12	Ari			p	1	10	10.0	10	0
Sept 19	@ Sea			p	1	6	6.0	6	0
Sept 26	Ind			S	4	53	13.3	18t	1
Oct 3	@ NYJ			S	3	29	9.7	18	0
Oct 10	@ Jax			IA	0	0	-	-	0
Oct 18	Buf			p	3	27	9.0	14	0
Oct 24	KC			p	0	0	-	-	0
Oct 31	@ Ind			p	2	16	8.0	11	1
Nov 7	@ LAR			p	1	14	14.0	14	0
Nov 14	NO			S	1	10	10.0	10	0
Nov 21	Hou			p	7	107	15.3	46	0
Nov 28	@ NE			S	2	25	12.5	24	1
Dec 12	Jax			S	3	31	10.3	15	0
Dec 19	@ Pit			S	4	32	8.0	12	0
Dec 23	SF			p	2	38	19.0	24	0
Jan 2	Mia			S	0	0	-	-	0
Jan 9	@ Hou			p	4	78	19.5	36	1
2021 Totals		16	/	7	38	476	12.5	46	4
Jan 22	Cin			p	0	0	-	-	0
Playoff Totals:		1	/	0	0	0	-	-	0

Other receivers: Darrynton Evans (2 for 11 yards vs. KC, 10/24), Amani Hooker (1 for 6 yards vs. Ari, 9/12)

2021 TITANS GAME-BY-GAME INDIVIDUAL PUNTING STATISTICS

BRETT KERN

Date	Opp	GP	/	GS	No.	Yds	Avg	Ret	Yds	R Avg	TB	In	Lg	Blk	Net
Sept 12	Ari			p	3	151	50.3	2	24	12.0	0	0	59	0	42.3
Sept 19	@ Sea			p	2	94	47.0	0	0	-	0	1	53	0	47.0
Sept 26	Ind			p	1	42	42.0	0	0	-	0	0	42	0	42.0
Oct 3	@ NYJ			IA	0	0	-	0	0	-	0	0	-	0	-
Oct 10	@ Jax			IA	0	0	-	0	0	-	0	0	-	0	-
Oct 18	Buf			R/C	0	0	-	0	0	-	0	0	-	0	-
Oct 24	KC			p	2	94	47.0	0	0	-	0	2	49	0	47.0
Oct 31	@ Ind			p	4	188	47	2	27	13.5	0	2	52	0	40.25
Nov 7	@ LAR			p	5	217	43.4	1	7	7.0	0	3	57	0	42.0
Nov 14	NO			p	5	205	41	1	4	4	0	1	46	0	40.2
Nov 21	Hou			p	2	80	40.0	1	10	10.0	0	1	53	0	35.0
Nov 28	@ NE			p	2	95	47.5	2	23	11.5	0	0	48	0	36.0
Dec 12	Jax			p	5	192	38.4	0	0	-	0	2	46	0	38.4
Dec 19	@ Pit			p	3	143	47.7	3	39	13.0	0	0	54	0	34.7
Dec 23	SF			p	5	230	46.0	1	12	12.0	1	2	59	0	39.6
Jan 2	Mia			p	4	177	44.3	2	15	7.5	0	3	52	0	40.5
Jan 9	@ Hou			p	4	197	49.3	3	24	8.0	0	1	53	0	43.3
2021 Totals		14	/	0	47	2,105	44.8	18	185	10.3	1	18	59	0	40.4
Jan 22	Cin			p	4	166	41.5	0	0	-	0	3	50	0	41.5
Playoff Totals:		1	/	0	4	166	41.5	0	0	-	0	3	50	0	41.5

JOHNNY TOWNSEND

Date	Opp	GP	/	GS	No.	Yds	Avg	Ret	Yds	R Avg	TB	In	Lg	Blk	Net
Sept 12	Ari														
Sept 19	@ Sea														
Sept 26	Ind														
Oct 3	@ NYJ			p	5	188	37.6	2	32	16.0	0	1	63	0	31.2
Oct 10	@ Jax			p	4	170	42.5	0	0	-	1	1	45	0	37.5
Oct 18	Buf			p	2	107	53.5	2	6	3.0	0	0	63	0	50.5
Oct 24	KC														
Oct 31	@ Ind														
Nov 7	@ LAR														
Nov 14	NO														
Nov 21	Hou														
Nov 28	@ NE														
Dec 12	Jax														
Dec 19	@ Pit														
Dec 23	SF														
Jan 2	Mia														
Jan 9	@ Hou														
2021 Totals		3	/	0	11	465	42.3	4	38	9.5	1	2	63	0	37.0
Jan 22	Cin														
Playoff Totals:		0	/	0	0	0	-	0	0	-	0	0	-	0	-

Other punters: None

2021 TITANS GAME-BY-GAME INDIVIDUAL RETURN STATISTICS

DONTRELL HILLIARD					PUNT RETURNS					KICKOFF RETURNS					
Date	Opp	GP	/	GS	No	FC	Yds	Avg	Lg	TD	No	Yds	Avg	Lg	TD
Sept 12	Ari														
Sept 19	@ Sea														
Sept 26	Ind														
Oct 3	@ NYJ														
Oct 10	@ Jax														
Oct 18	Buf														
Oct 24	KC														
Signed to the Practice Squad on Oct. 27, 2021															
Oct 31	@ Ind	p			0	0	0	-	-	0	0	0	-	0	0
Nov 7	@ LAR	PS			0	0	0	-	-	0	0	0	-	0	0
Nov 14	NO	PS			0	0	0	-	-	0	0	0	-	0	0
Nov 21	Hou	p			0	0	0	-	-	0	3	65	21.7	26	0
Nov 28	@ NE	S			0	0	0	-	-	0	2	42	21.0	22	0
Dec 12	Jax	S			0	0	0	-	-	0	0	0	-	0	0
Dec 19	@ Pit	S			0	0	0	-	-	0	0	0	-	0	0
Dec 23	SF	S			0	0	0	-	-	0	0	0	-	0	0
Jan 2	Mia	S			0	0	0	-	-	0	1	24	24.0	24	0
Jan 9	@ Hou	p			0	0	0	-	-	0	2	46	23.0	25	0
2021 Totals		8	/	5	0	0	0	-	-	0	8	177	22.1	26	0
Jan 22	Cin	p			0	0	0	-	-	0	1	26	26.0	26	26
Playoff Totals:		1	/	0	0	0	0	-	-	0	1	26	26.0	26	0

CHESTER ROGERS					PUNT RETURNS					KICKOFF RETURNS					
Date	Opp	GP	/	GS	No	FC	Yds	Avg	Lg	TD	No	Yds	Avg	Lg	TD
Sept 12	Ari			p	0	1	0	-	-	0	1	14	14.0	14	0
Sept 19	@ Sea			p	3	1	32	10.7	13	0	6	100	16.7	19	0
Sept 26	Ind			p	3	1	44	14.7	18	0	0	0	-	-	0
Oct 3	@ NYJ			p	3	3	44	14.7	22	0	0	0	-	-	0
Oct 10	@ Jax			p	0	2	0	-	-	0	0	0	-	-	0
Oct 18	Buf			S	1	1	0	0	0	0	0	0	-	-	0
Oct 24	KC			IA	0	0	0	-	-	0	0	0	-	-	0
Oct 31	@ Ind			p	2	0	21	10.5	19	0	0	0	-	-	0
Nov 7	@ LAR			p	1	1	11	11	11	0	0	0	-	-	0
Nov 14	NO			p	1	3	9	9	9	0	0	0	-	-	0
Nov 21	Hou			p	4	2	20	5	16	0	0	0	-	-	0
Nov 28	@ NE			p	0	1	0	-	-	0	2	46	23.0	30	0
Dec 12	Jax			p	3	1	13	4.3	10	0	1	25	25.0	25	0
Dec 19	@ Pit			p	2	1	48	24	55	0	2	40	20	21	0
Dec 23	SF			p	0	0	0	-	-	0	2	57	28.5	37	0
Jan 2	Mia			p	3	1	28	9.3	11	0	0	0	-	-	0
Jan 9	@ Hou			S	4	1	23	5.8	10	0	0	0	-	-	0
2021 Totals		16	/	2	30	20	293	9.8	55	0	14	282	20.1	37	0
Jan 22	Cin			p	3	2	5	1.7	5	0	0	0	-	-	0
Playoff Totals:		1	/	0	3	2	5	1.7	5	0	0	0	-	-	0

Other returners: Cameron Batson (5 KR for 80 yards vs. Buf, 10/18), Khari Blasingame (1 KR for 12 yards at Hou, 1/9), Darrynton Evans (1 KR for 17 yards vs. KC, 10/24), Marcus Johnson (2 KR for 52 yards vs. Buf, 10/18; 2 KR for 50 yards at LAR, 11/7; 3 KR for 54 yards vs. NO, 11/14; 2 KR for 23 yards vs. Hou, 11/21), Mason Kinsey (1 FC on punt return vs. KC, 10/24), Jeremy McNichols (2 KR for 31 yards vs. Ind 9/26),

2021 TITANS GAME-BY-GAME INDIVIDUAL DEFENSIVE STATISTICS

Other defenders: **Eli Ankou** (1 start, 3 tackles at Ind, 10/31), **Jamal Carter** (1 game played at Jax, 10/10), **Sharif Finch** (1 game played at NYJ, 10/3), **Woodrow Hamilton IV** (1 game played vs. Ind, 9/26; 1 game played at NYJ, 10/3), **Da'Shawn Hand** (1 game played at Hou, 1/3), **Bradley McDougald** (1 tackle vs. Ari, 9/12; 1 start, 2 tackles at Sea, 9/19), **Caraun Reid** (1 quarterback pressure at Jax, 10/10), **Anthony Rush** (1 game played vs. Ari, 9/12; 1 game played at Sea, 9/19), **Avery Williamson** (1 game played vs. KC, 10/24; 1 game played at Ind, 10/31)

Other Sacks: 1 team sack vs. Miami on Jan. 2

2021 TITANS GAME-BY-GAME FIELD GOALS & SCORING BY QUARTER

Date	Opp	TITANS							OPPONENTS						
		1ST	2ND	3RD	4TH	OT	TOTAL	FIELD GOALS	1ST	2ND	3RD	4TH	OT	TOTAL	FIELD GOALS
Sep 12	Ari	0	6	7	0	0	13	M. Badgley 46WL	10	14	14	0	0	38	M. Prater (34), 43WL
Sep 19	@ Sea	3	6	7	14	3	33	R. Bullock (33), (30), (24), 44WR, (36)	3	21	0	6	0	30	J. Myers (31)
Sep 26	Ind	7	7	0	11	0	25	R. Bullock (32)	0	10	3	3	0	16	R. Blankenship (43), (28), (24), 51WR
Oct 3	@ NYJ	3	6	0	15	0	24	R. Bullock (44), (46), (36), 49WL	0	7	3	14	3	27	M. Ammendola (27), (22)
Oct 10	@ Jax	7	17	7	6	0	37	R. Bullock (34)	6	7	0	6	0	19	M. Wright 53CR
Oct 18	Buf	0	17	7	10	0	34	R. Bullock (43), (38)	3	17	11	0	0	31	T. Bass (24), (28), (52)
Oct 24	KC	14	13	0	0	0	27	R. Bullock (34), (51)	0	0	3	0	0	3	H. Butker (42), 57WR
Oct 31	@ Ind	0	14	7	10	3	34	R. Bullock (46), (44)	14	3	7	7	0	31	M. Badgley (34)
Nov 7	@ LAR	0	21	0	7	0	28	None	3	0	3	10	0	16	M. Gay (34), (22), (54)
Nov 14	NO	3	10	7	3	0	23	R. Bullock (28), (36), (36)	0	6	6	9	0	21	B. Johnson (20)
Nov 21	Hou	0	0	6	7	0	13	None	3	9	7	3	0	22	K. Fairbairn (43), (24), (37)
Nov 28	@ NE	0	13	0	0	0	13	R. Bullock 44RU	7	9	10	10	0	36	N. Folk (22), (37), 53WR, (28), (52)
Dec 12	Jax	7	3	7	3	0	20	R. Bullock 47WR (44), (29)	0	0	0	0	0	0	None
Dec 19	@ Pit	10	3	0	0	0	13	R. Bullock (26), (32)	0	3	7	9	0	19	C. Boswell (36), 56SH (28), (46), (48)
Dec 23	SF	0	0	10	10	0	20	R. Bullock (38), (44)	7	3	0	7	0	17	R. Gould (48)
Jan 2	Mia	7	10	0	17	0	34	R. Bullock (23), (44)	0	3	0	0	0	3	J. Sanders (39), 53CR
Jan 9	@ Hou	0	21	0	7	0	28	R. Bullock 42WL	0	0	10	15	0	25	K. Fairbairn (31)
2021 Totals		61	167	65	120	6	419		56	112	84	99	3	354	
Jan 22	Cin	0	6	10	0	0	16	R. Bullock (34)	6	3	7	3	0	19	E. McPherson (38), (45), (54), (52)
Playoff Totals:		0	6	10	0	0	16		6	3	7	3	0	19	

2021 TITANS GAME-BY-GAME SCORING

Game 1: Cardinals @ Titans, Sept. 12, 2021

Team	Qtr	Time	Play Description (Drive Plays-Yards, Time)	Cardinals	Titans
Cardinals	1	9:22	M.Prater 34 yd. Field Goal (8-45, 4:05)	3	0
Cardinals	1	8:11	D.Hopkins 5 yd. pass from K.Murray (M.Prater kick) (3-1, 0:19)	10	0
Cardinals	2	10:59	D.Hopkins 17 yd. pass from K.Murray (M.Prater kick) (9-70, 4:32)	17	0
Titans	2	6:50	R.Tannehill 1 yd. run (kick failed, wl) (11-75, 4:09)	17	6
Cardinals	2	1:44	K.Murray 2 yd. run (M.Prater kick) (12-75, 5:06)	24	6
Titans	3	12:55	A.Brown 13 yd. pass from R.Tannehill (M.Badgley kick) (2-32, 0:47)	24	13
Cardinals	3	10:40	C.Kirk 26 yd. pass from K.Murray (M.Prater kick) (6-75, 2:15)	31	13
Cardinals	3	3:06	C.Kirk 11 yd. pass from K.Murray (M.Prater kick) (4-33, 2:12)	38	13

Game 2: Titans @ Seahawks, Sept. 19, 2021

Team	Qtr	Time	Play Description (Drive Plays-Yards, Time)	Titans	Seahawks
Seahawks	1	9:25	J.Myers 31 yd. Field Goal (5-57, 1:58)	0	3
Titans	1	2:45	R.Bullock 33 yd. Field Goal (13-70, 6:40)	3	3
Titans	2	8:18	R.Bullock 30 yd. Field Goal (7-68, 4:29)	6	3
Seahawks	2	6:34	T.Lockett 63 yd. pass from R.Wilson (J.Myers kick) (3-83, 1:44)	6	10
Seahawks	2	5:20	C.Carson 2 yd. run (J.Myers kick) (2-6, 0:28)	6	17
Titans	2	1:05	R.Bullock 24 yd. Field Goal (8-63, 4:15)	9	17
Seahawks	2	0:17	C.Carson 1 yd. run (J.Myers kick) (7-75, 0:48)	9	24
Titans	3	10:37	D.Henry 9 yd. run (R.Bullock kick) (8-80, 4:23)	16	24
Seahawks	4	13:06	F.Swain 68 yd. pass from R.Wilson (kick failed, hru) (3-66, 1:54)	16	30
Titans	4	12:17	D.Henry 60 yd. run (R.Bullock kick) (2-75, 0:49)	23	30
Titans	4	0:29	D.Henry 1 yd. run (R.Bullock kick) (12-68, 3:44)	30	30
Titans	5	4:45	R.Bullock 36 yd. Field Goal (5-21, 2:34)	33	30

Game 3: Colts @ Titans, Sept. 26, 2021

Team	Qtr	Time	Play Description (Drive Plays-Yards, Time)	Colts	Titans
Titans	1	6:34	C.Rogers 6 yd. pass from R.Tannehill (R.Bullock kick) (11-71, 5:34)	0	7
Colts	2	10:19	N.Hines 9 yd. run (R.Blankenship kick) (9-53, 4:52)	7	7
Titans	2	5:56	N.Westbrook-Ikhine 18 yd. pass from R.Tannehill (R.Bullock kick) (8-75, 4:23)	7	14
Colts	2	0:00	R.Blankenship 43 yd. Field Goal (4-22, 0:49)	10	14
Colts	3	6:26	R.Blankenship 28 yd. Field Goal (17-66, 8:34)	13	14
Titans	4	12:56	J.McNichols 10 yd. pass from R.Tannehill (D.Henry run) (5-59, 2:24)	13	22
Colts	4	10:20	R.Blankenship 24 yd. Field Goal (7-70, 2:36)	16	22
Titans	4	2:58	R.Bullock 32 yd. Field Goal (14-67, 7:22)	16	25

Game 4: Titans @ Jets, Oct. 3, 2021

Team	Qtr	Time	Play Description (Drive Plays-Yards, Time)	Titans	Jets
Titans	1	7:06	R.Bullock 44 yd. Field Goal (12-31, 6:10)	3	0
Titans	2	12:53	R.Bullock 46 yd. Field Goal (11-56, 6:10)	6	0
Titans	2	10:29	R.Bullock 36 yd. Field Goal (5-14, 1:46)	9	0
Jets	2	4:49	Mi.Carter 2 yd. run (M.Ammendola kick) (11-75, 5:40)	9	7
Jets	3	0:19	M.Ammendola 27 yd. Field Goal (8-78, 3:17)	9	10
Titans	4	13:14	D.Henry 1 yd. run (R.Tannehill-M.Pruitt pass) (6-75, 2:05)	17	10
Jets	4	11:30	J.Crowder 3 yd. pass from Z.Wilson (M.Ammendola kick) (4-77, 1:44)	17	17
Jets	4	9:06	C.Davis 53 yd. pass from Z.Wilson (M.Ammendola kick) (1-53, 0:10)	17	24
Titans	4	0:16	C.Batson 2 yd. pass from R.Tannehill (R.Bullock kick) (11-74, 1:53)	24	24
Jets	5	4:31	M. Ammendola 22 yd. Field Goal (13-71, 5:29)	24	27

Game 5: Titans @ Jaguars, Oct. 10, 2021

Team	Qtr	Time	Play Description (Drive Plays-Yards, Time)	Titans	Jaguars
Titans	1	14:00	K.Byard 30 yd. fumble return (R.Bullock kick)	7	0
Jaguars	1	11:21	J.Robinson 1 yd. run (kick failed, hru) (5-75, 2:39)	7	6
Titans	2	14:56	D.Henry 1 yd. run (R.Bullock kick) (11-79, 4:50)	14	6
Jaguars	2	9:55	J.Hollister 1 yd. pass from T.Lawrence (M.Wright kick) (9-70, 5:01)	14	13
Titans	2	5:49	M.Pruitt 14 yd. pass from R.Tannehill (R.Bullock kick) (8-75, 4:06)	21	13
Titans	2	0:31	R.Bullock 34 yd. Field Goal (7-41, 1:51)	24	13
Titans	3	9:48	D.Henry 9 yd. run (R.Bullock kick) (11-75, 5:12)	31	13
Jaguars	4	13:50	T.Lawrence 4 yd. run (pass failed) (10-80, 4:46)	31	19
Titans	4	1:54	D.Henry 10 yd. run (kick failed, wr) (5-39, 2:02)	37	19

Game 6: Bills @ Titans, Oct. 18, 2021

Team	Qtr	Time	Play Description (Drive Plays-Yards, Time)	Bills	Titans
Bills	1	6:07	T.Bass 24 yd. Field Goal (13-74, 6:19)	3	0
Bills	2	11:36	T.Bass 28 yd. Field Goal (10-38, 4:27)	6	0
Titans	2	11:20	D.Henry 76 yd. run (R.Bullock kick) (1-76, 0:16)	6	7
Bills	2	7:54	S.Diggs 14 yd. pass from J.Allen (T.Bass kick) (7-72, 3:26)	13	7
Titans	2	5:04	R.Bullock 43 yd. Field Goal (7-54, 2:50)	13	10
Titans	2	4:23	R.Tannehill 4 yd. run (R.Bullock kick) (2-11, 0:31)	13	17
Bills	2	0:40	C.Beasley 29 yd. pass from J.Allen (T.Bass kick) (10-75, 3:43)	20	17
Bills	3	10:49	T.Bass 52 yd. Field Goal (9-48, 4:11)	23	17
Titans	3	4:23	D.Henry 3 yd. run (R.Bullock kick) (12-67, 6:26)	23	24
Bills	3	0:27	T.Sweeney 1 yd. pass from J.Allen (D.Knox-J.Allen pass) (9-75, 3:56)	31	24
Titans	4	9:45	R.Bullock 38 yd. Field Goal (9-45, 5:42)	31	27
Titans	4	3:05	D.Henry 13 yd. run (R.Bullock kick) (8-70, 4:56)	31	34

2021 TITANS GAME-BY-GAME SCORING

Game 7: Chiefs @ Titans, Oct. 24, 2021

Team	Qtr	Time	Play Description (Drive Plays-Yards, Time)	Chiefs	Titans
Titans	1	10:50	M.Pruitt 5 yd. pass from D.Henry (R.Bullock kick) (8-75, 4:10)	0	7
Titans	1	0:42	A.Brown 24 yd. pass from R.Tannehill (R.Bullock kick) (9-97, 5:34)	0	14
Titans	2	8:07	R.Bullock 34 yd. Field Goal (12-60, 6:39)	0	17
Titans	2	2:48	R.Tannehill 2 yd. run (R.Bullock kick) (8-46, 5:08)	0	24
Titans	2	0:03	R.Bullock 51 yd. Field Goal (8-18, 1:45)	0	27
Chiefs	3	11:00	H.Butker 42 yd. Field Goal (10-51, 4:00)	3	27

Game 8: Titans @ Colts, Oct. 31, 2021

Team	Qtr	Time	Play Description (Drive Plays-Yards, Time)	Titans	Colts
Colts	1	8:41	M.Pittman 2 yd. pass from C.Wentz (M.Badgley kick) (14-82, 6:19)	0	7
Colts	1	7:44	M.Pittman 7 yd. pass from C.Wentz (M.Badgley kick) (1-7, 0:05)	0	14
Titans	2	12:07	G.Swaim 6 yd. pass from R.Tannehill (R.Bullock kick) (11-60, 5:48)	7	14
Titans	2	4:13	A.Brown 57 yd. pass from R.Tannehill (R.Bullock kick) (1-57, 0:11)	14	14
Colts	2	0:00	M.Badgley 34 yd. Field Goal (13-59, 4:13)	14	17
Titans	3	7:42	N.Westbrook-Ikhine 5 yd. pass from R.Tannehill (R.Bullock kick) (14-75, 7:18)	21	17
Colts	3	1:21	J.Doyle 5 yd. pass from C.Wentz (M.Badgley kick) (4-57, 2:21)	21	24
Titans	4	11:15	R.Bullock 46 yd. Field Goal (10-47, 5:06)	24	24
Titans	4	1:26	E.Molden 2 yd. interception return (R.Bullock kick)	31	24
Colts	4	0:22	J. Taylor 1 yd. run (M. Badgley kick) (5-75, 1:04)	31	31
Titans	5	4:03	R. Bullock 44 yd. Field Goal (4-5, 1:45)	34	31

Game 9: Titans @ Rams, Nov. 7, 2021

Team	Qtr	Time	Play Description (Drive Plays-Yards, Time)	Titans	Rams
Rams	1	3:46	M.Gay 34 yd. Field Goal (10-49, 4:47)	0	3
Titans	2	12:21	G.Swaim 2 yd. pass from R.Tannehill (R.Bullock kick) (1-2, 0:04)	7	3
Titans	2	12:10	K.Byard 24 yd. interception return (R.Bullock kick)	14	3
Titans	2	2:10	R.Tannehill 1 yd. run (R.Bullock kick) (14-64, 7:39)	21	3
Rams	3	8:15	M.Gay 22 yd. Field Goal (11-84, 4:15)	21	6
Rams	4	14:55	M.Gay 54 yd. Field Goal (11-35, 5:39)	21	9
Titans	4	3:00	A.Peterson 1 yd. run (R.Bullock kick) (7-59, 3:39)	28	9
Rams	4	0:24	S.Michel 3 yd. pass from M.Stafford (M.Gay kick) (14-75, 2:36)	28	16

Game 10: Saints @ Titans, Nov. 14, 2021

Team	Qtr	Time	Play Description (Drive Plays-Yards, Time)	Saints	Titans
Titans	1	0:52	R.Bullock 28 yd. Field Goal (8-70, 3:38)	0	3
Saints	2	12:59	T.Smith 11 yd. pass from T.Siemian (kick failed, wl) (6-75, 2:53)	6	3
Titans	2	7:44	R.Bullock 36 yd. Field Goal (10-59, 5:15)	6	6
Titans	2	1:38	R.Tannehill 1 yd. run (R.Bullock kick) (8-56, 3:23)	6	13
Titans	3	12:02	M.Pruitt 2 yd. pass from R.Tannehill (R.Bullock kick) (5-19, 2:51)	6	20
Saints	3	3:54	M.Ingram 13 yd. run (kick failed, wl) (11-87, 5:11)	12	20
Titans	4	10:01	R.Bullock 36 yd. Field Goal (11-55, 6:23)	12	23
Saints	4	5:33	B.Johnson 20 yd. Field Goal (8-67, 4:28)	15	23
Saints	4	1:16	M.Callaway 15 yd. pass from T.Siemian (pass failed) (7-71, 2:18)	21	23

Game 11: Texans @ Titans, Nov. 21, 2021

Team	Qtr	Time	Play Description (Drive Plays-Yards, Time)	Texans	Titans
Texans	1	4:04	K.Fairbairn 43 yd. Field Goal (14-62, 6:58)	3	0
Texans	2	13:35	K.Fairbairn 24 yd. Field Goal (4-0, 1:25)	6	0
Texans	2	7:43	T.Taylor 7 yd. run (kick failed, wl) (9-76, 4:39)	12	0
Texans	3	7:00	T.Taylor 5 yd. run (K.Fairbairn kick) (3-5, 0:36)	19	0
Titans	3	2:24	D.Fitzpatrick 18 yd. pass from R.Tannehill (kick failed, wl) (13-78, 4:36)	19	6
Titans	4	7:47	A.Firkser fumble recovery in end zone (R.Bullock kick) (6-36, 2:15)	19	13
Texans	4	3:26	K.Fairbairn 37 yd. Field Goal (4--4, 0:16)	22	13

Game 12: Titans @ Patriots, Nov. 28, 2021

Team	Qtr	Time	Play Description (Drive Plays-Yards, Time)	Titans	Patriots
Patriots	1	7:37	K.Bourne 4 yd. pass from M.Jones (N.Folk kick) (9-37, 4:46)	0	7
Titans	2	14:28	N.Westbrook-Ikhine 1 yd. pass from R.Tannehill (kick failed, hru) (14-74, 8:09)	6	7
Patriots	2	9:50	N.Folk 22 yd. Field Goal (8-75, 4:38)	6	10
Patriots	2	3:04	N.Folk 37 yd. Field Goal (6-47, 2:57)	6	13
Patriots	2	0:58	N.Folk 44 yd. Field Goal (6-42, 0:53)	6	16
Titans	2	0:37	D.Hilliard 68 yd. run (R.Bullock kick) (3-75, 0:21)	13	16
Patriots	3	11:13	N.Folk 28 yd. Field Goal (8-39, 3:47)	13	19
Patriots	3	5:01	K.Bourne 41 yd. pass from M.Jones (N.Folk kick) (4-56, 1:43)	13	26
Patriots	4	6:09	N.Folk 52 yd. Field Goal (10-46, 5:50)	13	29
Patriots	4	4:38	D.Harris 14 yd. run (N.Folk kick) (2-21, 0:48)	13	36

2021 TITANS GAME-BY-GAME SCORING

Game 13: Jaguars @ Titans, Dec. 12, 2021

Team	Qtr	Time	Play Description (Drive Plays-Yards, Time)	Jaguars	Titans
Titans	1	10:03	D.Foreman 5 yd. run (R.Bullock kick) (10-74, 4:57)	0	7
Titans	2	3:10	R.Bullock 44 yd. Field Goal (15-62, 8:04)	0	10
Titans	3	2:51	R.Tannehill 5 yd. run (R.Bullock kick) (11-69, 5:10)	0	17
Titans	4	2:20	R.Bullock 29 yd. Field Goal (4-3, 1:12)	0	20

Game 14: Titans @ Steelers, Dec. 17, 2021

Team	Qtr	Time	Play Description (Drive Plays-Yards, Time)	Titans	Steelers
Titans	1	7:41	R.Tannehill 1 yd. run (R.Bullock kick) (6-25, 2:29)	7	0
Titans	1	1:13	R.Bullock 26 yd. Field Goal (11-45, 4:54)	10	0
Steelers	2	10:35	C.Boswell 36 yd. Field Goal (5-18, 2:11)	10	3
Titans	2	0:18	R.Bullock 32 yd. Field Goal (19-64, 10:17)	13	3
Steelers	3	3:08	B.Roethlisberger 1 yd. run (C.Boswell kick) (8-63, 3:59)	13	10
Steelers	4	13:24	C.Boswell 28 yd. Field Goal (7-31, 2:26)	13	13
Steelers	4	7:20	C.Boswell 46 yd. Field Goal (4-4, 1:56)	13	16
Steelers	4	4:29	C.Boswell 48 yd. Field Goal (4-5, 2:07)	13	19

Game 15: 49ers @ Titans, Dec. 23, 2021

Team	Qtr	Time	Play Description (Drive Plays-Yards, Time)	49ers	Titans
49ers	1	9:57	J.Wilson 1 yd. run (R.Gould kick) (9-75, 5:03)	7	0
49ers	2	8:31	R.Gould 48 yd. Field Goal (11-33, 6:19)	10	0
Titans	3	8:45	R.Bullock 38 yd. Field Goal (13-55, 6:15)	10	3
Titans	3	7:13	D.Foreman 3 yd. run (R.Bullock kick) (4-18, 1:23)	10	10
Titans	4	13:02	A.Brown 18 yd. pass from R.Tannehill (R.Bullock kick) (7-59, 3:51)	10	17
49ers	4	2:20	B.Aiyuk 2 yd. pass from J.Garoppolo (R.Gould kick) (8-95, 2:58)	17	17
Titans	4	0:04	R.Bullock 44 yd. Field Goal (8-49, 2:16)	17	20

Game 16: Dolphins @ Titans, Jan. 2, 2021

Team	Qtr	Time	Play Description (Drive Plays-Yards, Time)	Dolphins	Titans
Titans	1	1:24	G.Swaim 1 yd. pass from R.Tannehill (R.Bullock kick) (8-46, 4:11)	0	7
Titans	2	14:15	R.Bullock 23 yd. Field Goal (4-9, 1:50)	0	10
Dolphins	2	9:43	J.Sanders 39 yd. Field Goal (10-54, 4:32)	3	10
Titans	2	3:18	D.Foreman 21 yd. run (R.Bullock kick) (11-75, 6:25)	3	17
Titans	4	7:42	A.Firkser 15 yd. pass from R.Tannehill (R.Bullock kick) (5-58, 2:38)	3	24
Titans	4	2:58	R.Bullock 44 yd. Field Goal (7-18, 2:46)	3	27
Titans	4	1:53	D.Hilliard 39 yd. run (R.Bullock kick) (3-38, 0:56)	3	34

Game 17: Titans @ Texans, Jan. 9, 2021

Team	Qtr	Time	Play Description (Drive Plays-Yards, Time)	Titans	Texans
Titans	2	7:40	A.Firkser 5 yd. pass from R.Tannehill (R.Bullock kick) (11-94, 6:31)	7	0
Titans	2	1:34	A.Brown 14 yd. pass from R.Tannehill (R.Bullock kick) (9-85, 2:46)	14	0
Titans	2	0:11	N.Westbrook-Ikhine 4 yd. pass from R.Tannehill (R.Bullock kick) (5-64, 0:33)	21	0
Texans	3	9:46	C.Moore 28 yd. pass from D.Mills (K.Fairbairn kick) (8-72, 3:42)	21	7
Texans	3	2:14	K.Fairbairn 31 yd. Field Goal (8-52, 4:04)	21	10
Texans	4	11:40	D.Amendola 7 yd. pass from D.Mills (D.Mills-D.Amendola pass) (8-82, 4:01)	21	18
Titans	4	7:00	J.Jones 3 yd. pass from R.Tannehill (R.Bullock kick) (8-75, 4:40)	28	18
Texans	4	4:04	D.Amendola 26 yd. pass from D.Mills (K.Fairbairn kick) (7-75, 2:56)	28	25

Game 18: Bengals @ Titans, Jan. 22, 2021

Team	Qtr	Time	Play Description (Drive Plays-Yards, Time)	Bengals	Titans
Bengals	1	12:03	E.McPherson 38 yd. Field Goal (6-22, 2:50)	3	0
Bengals	1	2:11	E.McPherson 45 yd. Field Goal (6-61, 3:41)	6	0
Bengals	2	6:07	D.Henry 3 yd. run (run failed) (9-84, 5:10)	6	6
Bengals	2	1:35	E.McPherson 54 yd. Field Goal (11-39, 4:32)	9	6
Bengals	3	9:34	J.Mixon 16 yd. run (E.McPherson kick) (9-65, 5:26)	16	6
Titans	3	1:36	R.Bullock 34 yd. Field Goal (7-56, 3:24)	16	9
Titans	3	0:15	A.Brown 33 yd. pass from R.Tannehill (R.Bullock kick) (2-27, 1:04)	16	16
Bengals	4	0:00	E.McPherson 52 yd. Field Goal (4-19, 0:20)	19	16

2021 TITANS GAME-BY-GAME SUMMARIES



Week 1: Titans 13, Cardinals 38
Sunday, Sept. 12, 2021 • 12:00 p.m. CT • Nissan Stadium



In Week 1 of the 2021 season, the Titans hosted Arizona for the third-ever matchup between the two clubs at Nissan Stadium. Tennessee fell 38-13 to the Cardinals in the team's home opener.

Arizona built a 10-point lead in the first quarter and never relinquished the advantage. First, Cardinals K **Matt Prater** converted a 34-yard field goal for a 3-0 lead. On the ensuing Tennessee possession, QB **Ryan Tannehill** was strip-sacked by Cardinals OLB **Chandler Jones** and the ball was recovered by Cardinals DL **Corey Peters** and returned to the Titans' one-yard line. Cardinals QB **Kyler Murray** eventually tossed a five-yard touchdown pass to Cardinals WR **DeAndre Hopkins**, as Arizona went ahead, 10-0.

In the second quarter, Murray connected with Hopkins for a 17-yard touchdown as the Cardinals extended the lead, 17-0. However, the Titans responded and got on the board with an 11-play, 75-yard scoring drive. Tannehill connected with WR **A.J. Brown** and TE **Anthony Firkser** for first-down receptions, and also tossed a 39-yard pass to WR **Chester Rogers** on a flea flicker playcall to move the sticks. Ultimately, Tannehill ran the ball into the end zone for a one-yard touchdown, but the extra point attempt failed, 17-6.

Before the first half concluded, Arizona found the end zone on a 12-play scoring drive that saw Murray toss first-down passes to Cardinals WRs **Rondale Moore** and **Christian Kirk**. The drive culminated in Murray running in a two-yard touchdown as Arizona took a 24-6 lead into halftime.

Tennessee opened up the second half by capitalizing on a turnover. S **Kevin Byard** intercepted Murray and returned the ball 12 yards to give the Titans possession at the Arizona 32-yard line. Tannehill tossed a 19-yard pass to Brown, which was followed by a 13-yard touchdown to Brown, as Tennessee cut the lead, 24-13.

Arizona replied on their following possession with a six-play scoring drive that included first-down catches by Moore and Hopkins. Ultimately, Murray connected with

Kirk for a 26-yard strike and a 31-13 Arizona advantage. Later in the third quarter, Tannehill was strip sacked by Jones and the ball was recovered by Cardinals LB **Markus Golden**. Arizona capitalized on the turnover as Murray linked up with Kirk for an 11-yard touchdown to make it 38-13. The Titans were unable to mount a comeback in their home opener and fell to the Cardinals by a score of 38-13 in their first loss of 2021.

SCORING

	1	2	3	4	Final
Arizona	10	14	14	0	38
Tennessee	0	6	7	0	13

TEAM	SCORING PLAY	TIME
Cardinals	M.Prater 34 yd. Field Goal	1-9:22
Cardinals	D.Hopkins 5 yd. pass from K.Murray (M.Prater kick)	1-8:11
Cardinals	D.Hopkins 17 yd. pass from K.Murray (M.Prater kick)	2-10:59
Titans	R.Tannehill 1 yd. run (kick failed, wl)	2-6:50
Cardinals	K.Murray 2 yd. run (M.Prater kick)	2-1:44
Titans	A.Brown 13 yd. pass from R.Tannehill (M.Badgley kick)	3-12:55
Cardinals	C.Kirk 26 yd. pass from K.Murray (M.Prater kick)	3-10:40
Cardinals	C.Kirk 11 yd. pass from K.Murray (M.Prater kick)	3-3:06

Missed FGs: M. Badgley 46WL, M. Prater 43WL

Attendance: 67,216

Time of Game: 3:12

Weather: 78°, Sunny, Wind SSW 6 mph

Referee: Jerome Boger



TEAM STATISTICS

	Cardinals	Titans
TOTAL FIRST DOWNS	22	17
THIRD DOWN EFFICIENCY	7-13-53.8%	5-14-35.7%
FOURTH DOWN EFFICIENCY	0-0-0.0%	1-3-33.3%
TOTAL NET YARDS	416	248
Plays - Avg.	67-6.2	64-3.9
NET YARDS RUSHING	136	86
Rushes - Avg.	33-4.1	22-3.9
NET YARDS PASSING	280	162
Sacks - Yards Lost	2-9	6-56
PASS ATT-COMP-INT	32-21-1	36-22-1
PUNTS - Avg.	3-48.0	3-50.3
Net Punting Average	41.3	42.3
PUNT RETURNS - Yards	2-24	0-0
KICKOFF RETURNS - Yards	1-22	1-14
INTERCEPTIONS - Yards	1--3	1-12
PENALTIES Number and Yards	8-59	7-57
FUMBLES Number and Lost	1-0	2-2
TOUCHDOWNS	5	2
EXTRA POINTS Made-Attempts	5-5	1-2
RED ZONE EFFICIENCY	4-5-80%	2-2-100%
GOAL TO GO EFFICIENCY	2-3-67%	1-1-100%
SAFETIES	0	0
GIVEAWAYS	1	3
TAKEAWAYS	3	1
TIME OF POSSESSION	33:21	26:39

CARDINALS STARTERS

OFFENSE		DEFENSE	
WR 10	D.Hopkins	DT 94	Z.Allen
LT 74	D.Humphries	NT 90	R.Lawrence
LG 67	J.Pugh	DE 99	J.Watt
C 61	R.Hudson	LB 58	J.Hicks
RG 79	J.Jones	ILB 25	Z.Collins
RT 68	K.Beachum	ILB 9	I.Simmons
TE 87	M.Williams	OLB 55	C.Jones
TE 86	D.Harris	CB 7	B.Murphy
WR 4	R.Moore	CB 20	M.Wilson
QB 1	K.Murray	S 34	J.Thompson
RB 2	C.Edmonds	S 3	B.Baker

TITANS STARTERS

OFFENSE		DEFENSE	
WR 2	J.Jones	DT 98	J.Simmons
LT 77	T.Lewan	NT 93	T.Tart
LG 76	R.Saffold	DE 91	L.Murchison
C 60	B.Jones	LB 55	J.Brown
RG 64	N.Davis	LB 54	R.Evans
RT 72	D.Quessenberry	OLB 58	H.Landry
TE 87	G.Swaim	OLB 48	B.Dupree
TE 85	M.Pruitt	CB 26	K.Fulton
WR 11	A.Brown	CB 20	J.Jenkins
QB 17	R.Tannehill	S 37	A.Hooker
RB 22	D.Henry	S 31	K.Byard

CARDINALS INDIVIDUAL STATISTICS

Rushing	Att	Yds	Avg	Lg	TD
C.Edmonds	12	63	5.3	16	0
J.Conner	16	53	3.3	8	0
K.Murray	5	20	4.0	8	1
Total	33	136	4.1	16	1

Passing	Att	Cmp	Yds	TD	Lg	IN	Rt
K.Murray	32	21	289	4	38	1	121.0
Total	32	21	289	4	38	1	121.0

Receiving	No	Yds	Avg	Lg	TD
D.Hopkins	6	83	13.8	38	2
C.Kirk	5	70	14.0	26	2
R.Moore	4	68	17.0	29	0
C.Edmonds	4	43	10.8	36	0
A.Green	2	25	12.5	21	0
Total	21	289	13.8	38	4

Interceptions	No	Yds	Avg	Lg	TD
I.Simmons	1	-3	-3.0	-3	0
Total	1	-3	-3.0	-3	0

Leading Tacklers (Press Box Totals)

I. Simmons 9-7-2; B. Baker 8-5-3; C. Jones 6-6-0

Sacks: C. Jones 5; M. Dogbe 1

FF: C. Jones 2

FR: C. Peters 1; M. Golden 1

TITANS INDIVIDUAL STATISTICS

Rushing	Att	Yds	Avg	Lg	TD
D.Henry	17	58	3.4	19	0
R.Tannehill	2	17	8.5	16	1
J.McNichols	2	9	4.5	8	0
M.Sargent	1	2	2.0	2	0
Total	22	86	3.9	19	1

Passing	Att	Cmp	Yds	TD	Lg	IN	Rt
R.Tannehill	35	21	212	1	39	1	74.9
M.Farley	1	1	6	0	6	0	91.7
Total	36	22	218	1	39	1	75.9

Receiving	No	Yds	Avg	Lg	TD
C.Rogers	4	62	15.5	39	0
A.Brown	4	49	12.3	19	1
J.Jones	3	29	9.7	10	0
J.McNichols	3	24	8.0	9	0
D.Henry	3	19	6.3	8	0
A.Firkser	3	19	6.3	11	0
N.Westbrook-Ikhine	1	10	10.0	10	0
A.Hooker	1	6	6.0	6	0
Total	22	218	9.9	39	1

Interceptions	No	Yds	Avg	Lg	TD
K.Byard	1	12	12.0	12	0
Total	1	12	12.0	12	0

Leading Tacklers (Press Box Totals)

J. Jenkins 8-8-0; R. Evans 6-6-0; A. Hooker 6-5-1; J. Brown 6-5-1

Sacks: J. Simmons 1; H. Landry 1

FF: None **FR:** None

2021 TITANS GAME-BY-GAME SUMMARIES



Week 2: Titans 33, Seahawks 30 (OT) Sunday, Sept. 19, 2021 • 1:25 p.m. PT • Lumen Field



In Week Two of the 2021 season, the Titans traveled to Seattle to face the Seahawks and won in overtime by a score of 33-30. Tennessee overcame a double-digit deficit to tie the contest with under a minute to play to force an additional stanza of football. RB **Derrick Henry** rushed for 182 yards and scored three touchdowns while K **Randy Bullock**, in his Titans debut, made the game-winning field goal in overtime.

In the first quarter, both Tennessee and Seattle converted one field goal apiece to make it a 3-3 game. In the second quarter, the Titans tacked on another field goal on a seven-play scoring drive that saw QB **Ryan Tannehill** connect with WR **Julio Jones** for a 51-yard pass. Tennessee took a 6-3 lead as Bullock converted a 30-yard attempt. However, Seattle then scored on back-to-back possessions. First, Seahawks QB **Russell Wilson** connected with Seahawks WR **Tyler Lockett** for a 63-yard touchdown. On the following Titans drive, Tannehill was strip-sacked by Seahawks DE **Alton Robinson** and the ball was recovered by Seahawks DE **Kerry Hyder Jr.** at the Tennessee six-yard line. Seattle capitalized on the turnover as ultimately Seahawks RB **Chris Carson** ran in a two-yard touchdown to make it a 17-6 game.

Later in the second quarter, Tannehill orchestrated a 63-yard scoring drive with first-down receptions by Henry and Jones. The possession culminated in a 24-yard field goal by Bullock, as the Titans cut the lead 17-9. Seattle took the field with just over a minute left in the half, and promptly moved down the field for a 75-yard scoring drive as Carson scored his second touchdown of the day on a one-yard run. Seattle took a 24-9 advantage into halftime.

The Titans began the second half with possession of the ball and swiftly scored a touchdown. Tannehill connected with WR **A.J. Brown** and TE **MyCole Pruitt** for a pair of 15-yard passes, with the drive culminating in a nine-yard touchdown run by Henry, 24-16.

Seattle began the fourth quarter with a touchdown as Wilson threw a 68-yard score to Seahawks WR **Freddie Swain**. However, the extra point attempt was no good, as Seattle increased the lead 30-16. Tennessee responded with a two-play scoring drive of their own, as Henry took the handoff and raced 60 yards for his second score of the day to make it 30-23.

Later in the fourth quarter with the Titans trailing by seven points, Tennessee engineered a 12-play scoring drive. With under a minute remaining in regulation, Henry scored his third touchdown of the day, a game-tying one-yard rush to make it 30-30 and force overtime.

Tennessee punted on their first possession in overtime, pinning the Seahawks at their

own 13-yard line. After Wilson threw two incomplete passes, OLB **Ola Adeniyi** sacked Wilson for a loss of 12 to make it fourth down. Beginning the drive at the Seattle 39-yard line, Henry tallied four consecutive rushes for 21 yards. Then, on fourth down, Bullock converted a game-winning 36-yard field goal to give the Titans a 33-30 walk-off victory in Seattle.

SCORING

	1	2	3	4	OT	Final
Tennessee	3	6	7	14	3	33
Seattle	3	21	0	6	0	30

TEAM SCORING PLAY

TEAM	SCORING PLAY	TIME
Seahawks	J.Myers 31 yd. Field Goal	1-9:25
Titans	R.Bullock 33 yd. Field Goal	1-2:45
Titans	R.Bullock 30 yd. Field Goal	2-8:18
Seahawks	T.Lockett 63 yd. pass from R.Wilson (J.Myers kick)	2-6:34
Seahawks	C.Carson 2 yd. run (J.Myers kick)	2-5:20
Titans	R.Bullock 24 yd. Field Goal	2-1:05
Seahawks	C.Carson 1 yd. run (J.Myers kick)	2-0:17
Titans	D.Henry 9 yd. run (R.Bullock kick)	3-10:37
Seahawks	F.Swain 68 yd. pass from R.Wilson (kick failed, hru)	4-13:06
Titans	D.Henry 60 yd. run (R.Bullock kick)	4-12:17
Titans	D.Henry 1 yd. run (R.Bullock kick)	4-0:29
Titans	R.Bullock 36 yd. Field Goal	5-4:45

Missed FGs: R. Bullock 44WR

Attendance: 68,585

Time of Game: 3:27

Weather: 61°, Cloudy, Wind S 12 mph

Referee: John Hussey



TEAM STATISTICS

	Titans	Seahawks
TOTAL FIRST DOWNS	33	17
THIRD DOWN EFFICIENCY	6-14-42.9%	4-12-33.3%
FOURTH DOWN EFFICIENCY	0-1-0.0%	0-0-0.0%
TOTAL NET YARDS	532	397
Plays - Avg.	83-6.4	52-7.6
NET YARDS RUSHING	212	77
Rushes - Avg.	40-5.3	18-4.3
NET YARDS PASSING	320	320
Sacks - Yards Lost	3-27	3-23
PASS ATT-COMP-INT	40-27-0	31-22-0
PUNTS - Avg.	2-47.0	6-51.7
Net Punting Average	47.0	39.7
PUNT RETURNS - Yards	3-32	0-0
KICKOFF RETURNS - Yards	6-100	3-30
INTERCEPTIONS - Yards	0-0	0-0
PENALTIES Number and Yards	5-45	10-100
FUMBLES Number and Lost	1-1	0-0
TOUCHDOWNS	3	4
EXTRA POINTS Made-Attempts	3-3	3-4
RED ZONE EFFICIENCY	2-6-33%	2-3-67%
GOAL TO GO EFFICIENCY	2-3-67%	2-2-100%
SAFETIES	0	0
GIVEAWAYS	1	0
TAKEAWAYS	0	1
TIME OF POSSESSION	42:33	22:42

TITANS STARTERS

OFFENSE		DEFENSE	
WR 2	J.Jones	DE 91	L.Murchison
TE 87	G.Swaim	NT 93	T.Tart
LT 70	T.Sambrailo	DT 98	J.Simmons
LG 76	R.Saffold	OLB 48	B.Dupree
C 60	B.Jones	ILB 51	D.Long
RG 64	N.Davis	ILB 54	R.Evans
RT 72	D.Quessenberry	OLB 58	H.Landry
FB 41	K.Blasingame	CB 20	J.Jenkins
WR 11	A.Brown	S 31	K.Byard
QB 17	R.Tannehill	S 30	B.McDougald
RB 22	D.Henry	CB 26	K.Fulton

SEAHAWKS STARTERS

OFFENSE		DEFENSE	
WR 14	D.Metcalf	EDGE 10	B.Mayowa
LT 76	D.Brown	DE 51	K.Hyder
LG 68	D.Lewis	NT 97	P.Ford
C 61	K.Fuller	DT 99	A.Woods
RG 66	G.Jackson	OLB 94	R.Green
RT 72	B.Shell	MLB 54	B.Wagner
TE 81	G.Everett	OLB 56	J.Brooks
WR 16	T.Lockett	LCB 2	D.Reed
QB 3	R.Wilson	RCB 21	T.Flowers
FB 89	W.Dissly	SS 33	J.Adams
RB 32	C.Carson	FS 6	Q.Diggs

TITANS INDIVIDUAL STATISTICS

Rushing	Att	Yds	Avg	Lg	TD
D.Henry	35	182	5.2	60	3
R.Tannehill	4	27	6.8	19	0
J.McNichols	1	3	3.0	3	0
Total	40	212	5.3	60	3

Passing	Att	Cmp	Yds	TD	Lg	IN	Rt
R.Tannehill	40	27	347	0	51	0	94.5
Total	40	27	347	0	51	0	94.5

Receiving	No	Yds	Avg	Lg	TD
J.Jones	6	128	21.3	51	0
D.Henry	6	55	9.2	15	0
A.Brown	3	43	14.3	15	0
M.Pruitt	3	43	14.3	22	0
J.McNichols	3	26	8.7	12	0
C.Rogers	2	22	11.0	12	0
G.Swaim	2	10	5.0	5	0
T.Hudson	1	14	14.0	14	0
N.Westbrook-Ikhine	1	6	6.0	6	0
Total	27	347	12.9	51	0

Interceptions	No	Yds	Avg	Lg	TD
None					

Leading Tacklers (Press Box Totals)

H.Landry 7-4-3; C. Jackson 6-5-1; J. Jenkins 6-4-2

Sacks: D. Autry 1.5; O. Adeniyi 1; J. Simmons 0.5

FF: None

FR: None

SEAHAWKS INDIVIDUAL STATISTICS

Rushing	Att	Yds	Avg	Lg	TD
C.Carson	13	31	2.4	8	2
A.Collins	1	25	25.0	25	0
R.Wilson	3	16	5.3	12	0
F.Swain	1	5	5.0	5	0
Total	18	77	4.3	25	2

Passing	Att	Cmp	Yds	TD	Lg	IN	Rt
R.Wilson	31	22	343	2	68	0	128.8
Total	31	22	343	2	68	0	128.8

Receiving	No	Yds	Avg	Lg	TD
T.Lockett	8	178	22.3	63	1
D.Metcalf	6	53	8.8	16	0
F.Swain	5	95	19.0	68	1
T.Homer	2	14	7.0	11	0
G.Everett	1	3	3.0	3	0
Total	22	343	15.6	68	2

Interceptions	No	Yds	Avg	Lg	TD
None					

Leading Tacklers (Press Box Totals)

B. Wagner 20-16-4; Q. Diggs 10-5-5; D. Reed 9-5-4

Sacks: A. Robinson 1; B. Wagner 1; A. Woods 1

FF: A. Robinson 1 FR: K. Hyder 1

2021 TITANS GAME-BY-GAME SUMMARIES



Week 3: Titans 25, Colts 16
Sunday, Sept. 26, 2021 • 12:00 p.m. CT • Nissan Stadium



In Week 3 of the 2021 season, the Titans hosted the Colts for a divisional matchup at home. Tennessee won by a score of 25-16.

The Titans got on the board in the first quarter with an 11-play, 71-yard scoring drive. QB **Ryan Tannehill** ran for a 17-yard first down, connected with WR **Julio Jones** for a 15-yard reception on fourth down, and RB **Derrick Henry** added a 19-yard carry to move the chains. The drive culminated in Tannehill hitting WR **Chester Rogers** for a six-yard score and an early 7-0 Titans lead.

Later in the first quarter, Tannehill was intercepted by Colts LB **Darius Leonard** who returned the ball four yards to the Indianapolis 47-yard line. Indianapolis capitalized on the turnover as Colts RB **Nyheim Hines** ran in a nine-yard score, 7-7.

On the ensuing Titans possession, Jones contributed two catches for 32 yards, and Henry added three carries for 20 yards, moving the sticks and allowing Tannehill to toss an 18-yard touchdown pass to WR **Nick Westbrook-Ikhine**. The Titans pulled ahead, 14-7. Later in the second quarter, the Titans committed a second turnover as Tannehill was intercepted by Colts CB **Kenny Moore II** who returned the ball 32 yards. Indianapolis capitalized on the interception and tacked on a 43-yard field goal to make it a 14-10 game heading into halftime.

In the third quarter, Indianapolis drove into the red zone but the Titans defense held the Colts to a 28-yard field goal to make it a 14-13 game.

Leading by one point in the fourth quarter, the Titans constructed a five-play, 59-yard scoring drive that culminated in Tannehill throwing a 10-yard touchdown pass to RB **Jeremy McNichols** on third-and-goal. Head Coach **Mike Vrabel** elected to go for two to make it a two-score game, and the attempt was successful as Henry barreled into the end zone for a 22-13 advantage. On the ensuing Indianapolis possession, Colts QB **Carson Wentz** connected with Colts WR **Zach Pascal** for a 27-yard gain, and Hines for a 36-yard pass, to put Indianapolis in field goal range. Colts K **Rodrigo Blankenship** converted a 24-yard field goal to bring it back to a one-score game, 22-16.

The Titans took over and strung together a 14-play, 67-yard scoring drive that elapsed over seven minutes. Henry accounted for 27 all-purpose yards, and Westbrook-Ikhine and TE **MyCole Pruitt** contributed first-down receptions. Ultimately, K **Randy Bullock** successfully made a 32-yard field goal to make it 25-16, and Tennessee preserved the score to seal a division win at home.

SCORING

	1	2	3	4	Final
Indianapolis	0	10	3	3	16
Tennessee	7	7	0	11	25

TEAM	SCORING PLAY	TIME
Titans	C.Rogers 6 yd. pass from R.Tannehill (R.Bullock kick)	1-6:34
Colts	N.Hines 9 yd. run (R.Blankenship kick)	2-10:19
Titans	N.Westbrook-Ikhine 18 yd. pass from R.Tannehill (R.Bullock kick)	2-5:56
Colts	R.Blankenship 43 yd. Field Goal	2-0:00
Colts	R.Blankenship 28 yd. Field Goal	3-6:26
Titans	J.McNichols 10 yd. pass from R.Tannehill (D.Henry run)	4-12:56
Colts	R.Blankenship 24 yd. Field Goal	4-10:20
Titans	R.Bullock 32 yd. Field Goal	4-2:58

Missed FGs: R. Blankenship 51WR

Attendance: 67,914

Time of Game: 3:01

Weather: 72°, Sunny, Wind SW 2 mph

Referee: Bill Vinovich



TEAM STATISTICS

	Colts	Titans
TOTAL FIRST DOWNS	19	24
THIRD DOWN EFFICIENCY	3-12-25.0%	6-12-50.0%
FOURTH DOWN EFFICIENCY	2-2-100.0%	1-1-100.0%
TOTAL NET YARDS	265	368
Plays - Avg.	57-4.6	65-5.7
NET YARDS RUSHING	87	180
Rushes - Avg.	18-4.8	37-4.9
NET YARDS PASSING	178	188
Sacks - Yards Lost	2-16	1-9
PASS ATT-COMP-INT	37-19-0	27-18-2
PUNTS - Avg.	4-49.3	1-42.0
Net Punting Average	38.3	42.0
PUNT RETURNS - Yards	0-0	3-44
KICKOFF RETURNS - Yards	2-33	2-31
INTERCEPTIONS - Yards	2-36	0-0
PENALTIES Number and Yards	4-66	4-24
FUMBLES Number and Lost	1-0	1-1
TOUCHDOWNS	1	3
EXTRA POINTS Made-Attempts	1-1	3-3
RED ZONE EFFICIENCY	1-3-33%	3-5-60%
GOAL TO GO EFFICIENCY	0-2-0%	2-2-100%
SAFETIES	0	0
GIVEAWAYS	0	3
TAKEAWAYS	3	0
TIME OF POSSESSION	25:54	34:06

COLTS STARTERS

OFFENSE		DEFENSE	
WR 1	P.Campbell	DE 51	K.Paye
TE 84	J.Doyle	NT 90	G.Stewart
LT 79	E.Fisher	DT 99	D.Buckner
LG 56	Q.Nelson	DE 97	A.Muhammad
C 78	R.Kelly	WLB 53	D.Leonard
RG 64	M.Glowinski	MLB 58	B.Okereke
RT 73	J.Davenport	CB 27	X.Rhodes
WR 14	Z.Pascal	CB 26	R.Ya-Sin
WR 11	M.Pittman	FS 32	J.Blackmon
QB 2	C.Wentz	SS 37	K.Willis
RB 28	J.Taylor	CB 23	K.Moore

TITANS STARTERS

OFFENSE		DEFENSE	
WR 2	J.Jones	DE 96	D.Autry
TE 87	G.Swaim	NT 93	T.Tart
LT 77	T.Lewan	DT 98	J.Simmons
LG 76	R.Saffold	DB 35	C.Jackson
C 60	B.Jones	ILB 51	D.Long
RG 64	N.Davis	ILB 54	R.Evans
RT 72	D.Quessenberry	OLB 58	H.Landry
WR 11	A.Brown	CB 20	J.Jenkins
QB 17	R.Tannehill	S 31	K.Byard
RB 22	D.Henry	CB 26	K.Fulton
WR 15	N.Westbrook-Ikhine	S 29	D.Cruikshank

COLTS INDIVIDUAL STATISTICS

Rushing	Att	Yds	Avg	Lg	TD
J.Taylor	10	64	6.4	23	0
N.Hines	6	25	4.2	9	1
M.Pittman	1	5	5.0	5	0
A.Dulin	1	-7	-7.0	-7	0
Total	18	87	4.8	23	1

Passing	Att	Cmp	Yds	TD	Lg	IN	Rt
C.Wentz	37	19	194	0	36	0	66.7
Total	37	19	194	0	36	0	66.7

Receiving	No	Yds	Avg	Lg	TD
M.Pittman	6	68	11.3	18	0
N.Hines	5	54	10.8	36	0
Z.Pascal	2	31	15.5	27	0
M.Alie-Cox	2	14	7.0	11	0
P.Campbell	2	9	4.5	5	0
J.Doyle	1	10	10.0	10	0
J.Taylor	1	8	8.0	8	0
Total	19	194	10.2	36	0

Interceptions	No	Yds	Avg	Lg	TD
K.Moore	1	32	32.0	32	0
D.Leonard	1	4	4.0	4	0
Total	2	36	18.0	32	0

Leading Tacklers (Press Box Totals)

J. Blackmon 11-11-0; B. Okereke 8-6-2; K. Moore 7-7-0

Sacks: B. Okereke 1
FF: R. Ya-Sin 1
FR: R. Ya-Sin 1

TITANS INDIVIDUAL STATISTICS

Rushing	Att	Yds	Avg	Lg	TD
D.Henry	28	113	4.0	19	0
R.Tannehill	5	56	11.2	28	0
J.McNichols	2	6	3.0	5	0
A.Brown	1	3	3.0	3	0
M.Sargent	1	2	2.0	2	0
Total	37	180	4.9	28	0

Passing	Att	Cmp	Yds	TD	Lg	IN	Rt
R.Tannehill	27	18	197	3	26	2	94.2
Total	27	18	197	3	26	2	94.2

Receiving	No	Yds	Avg	Lg	TD
N.Westbrook-Ikhine	4	53	13.3	18	1
J.Jones	3	47	15.7	25	0
D.Henry	3	31	10.3	14	0
G.Swaim	3	27	9.0	26	0
C.Batson	1	13	13.0	13	0
J.McNichols	1	10	10.0	10	1
M.Pruitt	1	7	7.0	7	0
C.Rogers	1	6	6.0	6	1
T.Hudson	1	3	3.0	3	0
Total	18	197	10.9	26	3

Interceptions	No	Yds	Avg	Lg	TD
None					

Leading Tacklers (Press Box Totals)

D. Long 8-5-3; R. Evans 8-4-4; D. Cruikshank 6-4-2

Sacks: O. Adeniyi 1.5; H. Landry 0.5
FF: None **FR:** None

2021 TITANS GAME-BY-GAME SUMMARIES



Week 4: Titans 24, Jets 27 (OT) Sunday, Oct. 3, 2021 • 1:00 p.m. ET • MetLife Stadium



In Week 4 of the 2021 season, the Titans traveled to New York to face the Jets and lost in overtime by a score of 27-24.

Tennessee got on the board first and scored three consecutive field goals on the offense's first three possessions. K **Randy Bullock** converted a 44-yard kick, a 46-yard try, and then after CB **Kristian Fulton** intercepted Jets QB **Zach Wilson** to give the Titans the ball at the Jets' 32-yard line, Tennessee capitalized on the turnover and Bullock added a 36-yard field goal for a 9-0 Titans lead.

The Jets got on the board in the second quarter with an 11-play scoring drive that included two receptions for 43 yards by Jets WR **Corey Davis**. The drive culminated in a two-yard rushing score by Jets RB **Michael Carter** to make it a 9-7 contest.

In the third quarter, New York took the lead on a 78-yard scoring drive that included a 54-yard pass from Wilson to Jets WR **Keelan Cole**. Ultimately, Jets K **Matt Ammendola** converted a 27-yard field goal to make it 10-9, Jets. However, the Titans responded on their ensuing possession and took the lead back. QB **Ryan Tannehill** orchestrated a 75-yard scoring drive that featured RB **Derrick Henry** rushing for 50 yards and one touchdown on four carries. Tennessee elected to go for two, and the attempt was successful as Tannehill connected with TE **MyCole Pruitt** in the end zone for a 17-10 Titans advantage. However, New York knotted the score on their following possession. A defensive pass interference call gave the Jets a first down at the Tennessee 34-yard line, and Wilson went on to toss a three-yard touchdown to Jets WR **Jamison Crowder** to make it a 17-17 contest. Later in the fourth quarter, the Jets took the lead as Wilson threw a 53-yard touchdown pass to Davis. New York went ahead 24-17 with under 10 minutes remaining in regulation.

The score was tied again in the fourth quarter as Tannehill engineered an 11-play scoring drive that saw first-down receptions by RB **Jeremy McNichols**, WR **Josh Reynolds** and TE **Anthony Firkser**, before Tannehill connected with WR **Cameron Batson** in the end zone for a two-yard score with 19 seconds remaining in regulation. The extra point attempt was successful, and the Titans and Jets headed to overtime tied at 24.

New York opened the overtime stanza with possession of the ball and successfully converted a 22-yard field goal to take the lead 27-24. Despite Tennessee driving into Jets territory on the team's ensuing possession, Bullock's 49-yard field goal try was unsuccessful and the Titans fell to the Jets in overtime.

SCORING

	1	2	3	4	OT	Final
Tennessee	3	6	0	15	0	24
New York Jets	0	7	3	14	3	27

TEAM

TEAM	SCORING PLAY	TIME
Titans	R.Bullock 44 yd. Field Goal	1-7:06
Titans	R.Bullock 46 yd. Field Goal	2-12:53
Titans	R.Bullock 36 yd. Field Goal	2-10:29
Jets	Mi.Carter 2 yd. run (M.Ammendola kick)	2-4:49
Jets	M.Ammendola 27 yd. Field Goal	3-0:19
Titans	D.Henry 1 yd. run (R.Tannehill-M.Pruitt pass)	4-13:14
Jets	J.Crowder 3 yd. pass from Z.Wilson (M.Ammendola kick)	4-11:30
Jets	C.Davis 53 yd. pass from Z.Wilson (M.Ammendola kick)	4-9:06
Titans	C.Batson 2 yd. pass from R.Tannehill (R.Bullock kick)	4-0:16
Jets	M.Ammendola 22 yd. Field Goal	5-4:31

Missed FGs: R. Bullock 49WL

Attendance: 70,232

Time of Game: 3:48

Weather: 78°, Mostly Sunny, Wind SSW 10 mph

Referee: Adrian Hill



TEAM STATISTICS

	Titans	Jets
TOTAL FIRST DOWNS	30	16
THIRD DOWN EFFICIENCY	5-19-26.3%	6-14-42.9%
FOURTH DOWN EFFICIENCY	2-3-66.7%	0-0-0.0%
TOTAL NET YARDS	430	355
Plays - Avg.	93-4.6	60-5.9
NET YARDS RUSHING	177	66
Rushes - Avg.	37-4.8	25-2.6
NET YARDS PASSING	253	289
Sacks - Yards Lost	7-45	1-8
PASS ATT-COMP-INT	49-30-0	34-21-1
PUNTS - Avg.	5-37.6	6-46.2
Net Punting Average	31.2	38.8
PUNT RETURNS - Yards	3-44	2-32
KICKOFF RETURNS - Yards	0-0	4-81
INTERCEPTIONS - Yards	1-13	0-0
PENALTIES Number and Yards	8-98	6-65
FUMBLES Number and Lost	1-0	3-0
TOUCHDOWNS	2	3
EXTRA POINTS Made-Attempts	2-2	3-3
RED ZONE EFFICIENCY	2-5-40%	2-4-50%
GOAL TO GO EFFICIENCY	2-2-100%	2-3-67%
SAFETIES	0	0
GIVEAWAYS	0	1
TAKEAWAYS	1	0
TIME OF POSSESSION	40:42	29:03

TITANS STARTERS

OFFENSE		DEFENSE	
TE 86	A.Firkser	DL 96	D.Autry
TE 85	M.Pruitt	NT 93	T.Tart
LT 77	T.Lewan	DT 98	J.Simmons
LG 76	R.Saffold	DE 94	A.Bledsoe
C 60	B.Jones	ILB 51	D.Long
RG 64	N.Davis	ILB 54	R.Evans
RT 72	D.Quessenberry	OLB 58	H.Landry
TE 87	G.Swaim	CB 20	J.Jenkins
WR 15	N.Westbrook-Ikhine	CB 26	K.Fulton
QB 17	R.Tannehill	S 29	D.Cruikshank
RB 22	D.Henry	S 31	K.Byard

JETS STARTERS

OFFENSE		DEFENSE	
WR 84	C.Davis	DL 91	J.Franklin-Myers
TE 86	R.Griffin	DL 95	Q.Williams
LT 76	G.Fant	DL 94	F.Fatukasi
LG 75	A.Vera-Tucker	DL 47	B.Huff
C 60	C.McGovern	LB 57	C.Mosley
RG 62	G.Van Roten	LB 56	Qu.Williams
RT 78	M.Moses	LB 44	J.Sherwood
WR 88	K.Cole	CB 37	B.Hall
TE 85	T.Wesco	CB 26	B.Echols
QB 2	Z.Wilson	S 33	A.Colbert
RB 32	Mi.Carter	S 39	J.Wilson

TITANS INDIVIDUAL STATISTICS

Rushing	Att	Yds	Avg	Lg	TD
D.Henry	33	157	4.8	22	1
J.McNichols	1	11	11.0	11	0
R.Tannehill	3	9	3.0	7	0
Total	37	177	4.8	22	1

Passing	Att	Cmp	Yds	TD	Lg	IN	Rt
R.Tannehill	49	30	298	1	27	0	85.2
Total	49	30	298	1	27	0	85.2

Receiving	No	Yds	Avg	Lg	TD
J.McNichols	8	74	9.3	27	0
J.Reynolds	6	59	9.8	12	0
C.Rogers	5	63	12.6	20	0
N.Westbrook-Ikhine	3	29	9.7	18	0
A.Firkser	3	23	7.7	10	0
D.Henry	2	20	10.0	16	0
T.Hudson	1	14	14.0	14	0
M.Pruitt	1	14	14.0	14	0
C.Batson	1	2	2.0	2	1
Total	30	298	9.9	27	1

Interceptions	No	Yds	Avg	Lg	TD
K. Fulton	1	13	13.0	13	0
Total	1	13	13.0	13	0

Leading Tacklers (Press Box Totals)

H.Landry 7-5-2; R. Evans 6-6-0; K. Byard 6-3-3

Sacks: H. Landry 1

FF: J. Jenkins 1

FR: None

JETS INDIVIDUAL STATISTICS

Rushing	Att	Yds	Avg	Lg	TD
Mi.Carter	13	38	2.9	13	1
B.Berrios	2	15	7.5	9	0
T.Coleman	4	14	3.5	8	0
T.Johnson	3	1	0.3	2	0
Z.Wilson	3	-2	-0.7	2	0
Total	25	66	2.6	13	1

Passing	Att	Cmp	Yds	TD	Lg	IN	Rt
Z.Wilson	34	21	297	2	54	1	97.3
Total	34	21	297	2	54	1	97.3

Receiving	No	Yds	Avg	Lg	TD
J.Crowder	7	61	8.7	29	1
C.Davis	4	111	27.8	53	1
K.Cole	3	92	30.7	54	0
T.Coleman	2	17	8.5	9	0
T.Johnson	2	12	6.0	6	0
R.Griffin	1	8	8.0	8	0
B.Berrios	1	0	0.0	0	0
Mi.Carter	1	-4	-4.0	-4	0
Total	21	297	14.1	54	2

Interceptions	No	Yds	Avg	Lg	TD
None					

Leading Tacklers (Press Box Totals)

C. Mosley 13-10-3; Qu. Williams 12-10-2; J. Guidry 10-9-1

Sacks: Q. Williams 2; B. Huff 1.5; J. Franklin-Myers 1; C. Mosley 1; Qu. Williams 1; B. Hall 0.5

FF: None FR: None

2021 TITANS GAME-BY-GAME SUMMARIES



Week 5: Titans 37, Jaguars 19 Sunday, Oct. 10, 2021 • 1:00 p.m. ET • TIAA Bank Field



In Week 5 of the 2021 season, the Titans traveled to Jacksonville to face the Jaguars and won by a score of 37-19.

On Jacksonville's opening possession, Jaguars TE **Dan Arnold** caught a pass from Jaguars QB **Trevor Lawrence**, but CB **Elijah Molden** forced a fumble that was recovered by S **Kevin Byard**. Byard returned the ball for a 30-yard touchdown and an early 7-0 Titans lead. The Jacksonville offense took the field and replied with a touchdown of their own, as Jaguars RB **James Robinson** broke free for a 58-yard gain to flip field position. Ultimately, Robinson ran in a one-yard touchdown, but the extra point attempt was unsuccessful, 7-6.

Tennessee increased the lead in the second quarter, as an 11-play, 79-yard scoring drive was capped off with a one-yard touchdown plunge by RB **Derrick Henry** for a 14-6 Titans lead. However, Jacksonville responded on their ensuing possession with a 70-yard scoring drive that included a 25-yard reception by Jaguars WR **Marvin Jones Jr.** and a 22-yard catch by Jaguars WR **Tavon Austin**. The drive concluded with Lawrence tossing a one-yard touchdown pass to Jaguars TE **Jacob Hollister** to make it 14-13. The Titans came right back on their next possession with another score. WR **Marcus Johnson** caught a 22-yard pass, WR **Cameron Batson** took a direct snap for 11 yards and a first down, and then Tannehill connected with TE **MyCole Pruitt** for a 14-yard touchdown to make it a 21-13 Titans lead.

Later in the second quarter, K **Randy Bullock** tacked on a 34-yard field goal as Tennessee took a 24-13 advantage into halftime.

Tennessee began the second half with another score by Henry, who accounted for seven carries for 42 yards and one touchdown on the drive to make it a 31-13 game.

In the fourth quarter, Jacksonville cut Tennessee's lead as Lawrence led the Jaguars on a 10-play, 80-yard drive that included two first-down rushes by Robinson. Lawrence eventually ran in a four-yard touchdown, but the two-point conversion attempt failed, 31-19. On Jacksonville's next offensive series, facing a first down at the Tennessee five-yard line, the Titans defense produced a goal line stand. Lawrence threw two incomplete passes and rushed for a gain of four to produce a fourth down at the one-yard line. Jaguars RB **Carlos Hyde** took the handoff, but DT **Teair Tart** provided penetration and forced Hyde back where he was tackled by DB **Chris Jackson** for a loss of three.

Later in the fourth quarter, the Titans took over on downs at the Jacksonville 39-yard line. Henry rushed four consecutive times for 29 yards, before running in his third touchdown of the day on a 10-yard score. The extra point attempt failed, but Tennessee sealed a 37-19 divisional road win.

SCORING

	1	2	3	4	Final
Tennessee	7	17	7	6	37
Jacksonville	6	7	0	6	19

TEAM	SCORING PLAY	TIME
Titans	K.Byard 30 yd. fumble return (R.Bullock kick)	1-14:00
Jaguars	J.Robinson 1 yd. run (kick failed, hru)	1-11:21
Titans	D.Henry 1 yd. run (R.Bullock kick)	2-14:56
Jaguars	J.Hollister 1 yd. pass from T.Lawrence (M.Wright kick)	2-9:55
Titans	M.Pruitt 14 yd. pass from R.Tannehill (R.Bullock kick)	2-5:49
Titans	R.Bullock 34 yd. Field Goal	2-0:31
Titans	D.Henry 9 yd. run (R.Bullock kick)	3-9:48
Jaguars	T.Lawrence 4 yd. run (pass failed)	4-13:50
Titans	D.Henry 10 yd. run (kick failed, wr)	4-1:54

Missed FGs: M. Wright 53CR

Attendance: 58,282

Time of Game: 3:07

Weather: 78°, Partly Cloudy, Wind NE 13 mph

Referee: Alex Kemp



TEAM STATISTICS

	Titans	Jaguars
TOTAL FIRST DOWNS	23	24
THIRD DOWN EFFICIENCY	5-11-45.5%	3-10-30.0%
FOURTH DOWN EFFICIENCY	1-1-100.0%	1-3-33.3%
TOTAL NET YARDS	368	454
Plays - Avg.	61-6.0	66-6.9
NET YARDS RUSHING	184	198
Rushes - Avg.	36-5.1	31-6.4
NET YARDS PASSING	184	256
Sacks - Yards Lost	3-13	2-17
PASS ATT-COMP-INT	22-14-0	33-23-1
PUNTS - Avg	4-42.5	2-40.0
Net Punting Average	37.5	40.0
PUNT RETURNS - Yards	0-0	0-0
KICKOFF RETURNS - Yards	0-0	4-85
INTERCEPTIONS - Yards	1-0	0-0
PENALTIES Number and Yards	7-44	4-33
FUMBLES Number and Lost	0-0	1-1
TOUCHDOWNS	5	3
EXTRA POINTS Made-Attempts	4-5	1-3
RED ZONE EFFICIENCY	4-5-80%	3-5-60%
GOAL TO GO EFFICIENCY	3-3-100%	3-5-60%
SAFETIES	0	0
GIVEAWAYS	0	2
TAKEAWAYS	2	0
TIME OF POSSESSION	31:30	28:30

TITANS STARTERS

OFFENSE		DEFENSE	
WR 11	A.Brown	DL 96	D.Autry
LT 77	T.Lewan	NT 93	T.Tart
LG 76	R.Saffold	DT 98	J.Simmons
C 60	B.Jones	DE 94	A.Bledsoe
RG 64	N.Davis	ILB 54	R.Evans
RT 72	D.Quessenberry	OLB 58	H.Landry
WR 88	M.Johnson	LB 51	D.Long
TE 87	G.Swaim	CB 20	J.Jenkins
QB 17	R.Tannehill	S 31	K.Byard
FB 41	K.Blasingame	SS 29	D.Cruikshank
RB 22	D.Henry	CB 26	K.Fulton

JAGUARS STARTERS

OFFENSE		DEFENSE	
WR 10	L.Shenault	DT 90	M.Brown
LT 74	C.Robinson	NT 52	D.Hamilton
LG 68	A.Norwell	DE 96	A.Gotsis
C 65	B.Linder	OLB 41	J.Allen
RG 78	B.Bartch	MIKE 54	D.Wilson
RT 75	J.Taylor	WILL 44	M.Jack
TE 84	C.Manhertz	OLB 45	K.Chaisson
WR 11	M.Jones	CB 26	S.Griffin
TE 86	J.Hollister	FS 2	R.Jenkins
QB 16	T.Lawrence	SS 42	A.Wingard
RB 25	J.Robinson	CB 27	C.Claybrooks

TITANS INDIVIDUAL STATISTICS

Rushing	Att	Yds	Avg	Lg	TD
D.Henry	29	130	4.5	15	3
R.Tannehill	3	21	7.0	8	0
C.Batson	2	15	7.5	11	0
C.Rogers	1	9	9.0	9	0
J.McNichols	1	9	9.0	9	0
Total	36	184	5.1	15	3

Passing	Att	Cmp	Yds	TD	Lg	IN	Rt
R.Tannehill	22	14	197	1	26	0	107.6
Total	22	14	197	1	26	0	107.6

Receiving	No	Yds	Avg	Lg	TD
M.Johnson	3	52	17.3	22	0
A.Brown	3	38	12.7	22	0
A.Firkser	3	33	11.0	14	0
J.McNichols	2	26	13.0	25	0
C.Rogers	1	26	26.0	26	0
M.Pruitt	1	14	14.0	14	1
J.Reynolds	1	8	8.0	8	0
Total	14	197	14.1	26	1

Interceptions	No	Yds	Avg	Lg	TD
K.Byard	1	0	0.0	0	0
Total	1	0	0.0	0	0

Leading Tacklers (Press Box Totals)
D. Long 12-10-2; K. Byard 10-8-2; H. Landry 7-6-1; D. Cruikshank 7-6-1

Sacks: H. Landry 2
FF: E. Molden 1
FR: K. Byard 1

JAGUARS INDIVIDUAL STATISTICS

Rushing	Att	Yds	Avg	Lg	TD
J.Robinson	18	149	8.3	58	1
T.Lawrence	7	28	4.0	8	1
C.Hyde	5	13	2.6	7	0
J.Agnew	1	8	8.0	8	0
Total	31	198	6.4	58	2

Passing	Att	Cmp	Yds	TD	Lg	IN	Rt
T.Lawrence	33	23	273	1	58	1	92.1
Total	33	23	273	1	58	1	92.1

Receiving	No	Yds	Avg	Lg	TD
D.Arnold	6	64	10.7	18	0
J.Agnew	6	41	6.8	8	0
T.Austin	5	54	10.8	22	0
L.Shenault	1	58	58.0	58	0
M.Jones	1	25	25.0	25	0
D.Ogunbowale	1	19	19.0	19	0
L.Farrell	1	13	13.0	13	0
J.Hollister	1	1	1.0	1	1
J.Robinson	1	-2	-2.0	-2	0
Total	23	273	11.9	58	1

Interceptions None

Leading Tacklers (Press Box Totals)
J. Allen 7-5-2; D. Hamilton 7-5-2; K. Chaisson 6-3-3

Sacks: D. Smoot 1.5; K. Chaisson 1; J. Allen 0.5
FF: None **FR:** None

2021 TITANS GAME-BY-GAME SUMMARIES



Week 6: Titans 34, Bills 31 Monday, Oct. 18, 2021 • 7:15 p.m. CT • Nissan Stadium



In Week 6 of the 2021 season, the Titans hosted the Bills for a Monday Night Football contest and won by a score of 34-31. RB **Derrick Henry** totaled three touchdowns as the Titans offense put up 362 total yards and 146 rushing yards against a Buffalo defense that was ranked first overall (251.8 yards allowed per game) and third against the run (78.4) entering the contest.

Buffalo built a 6-0 lead with a field goal in each of the first two quarters. The matchup featured seven lead changes, and in the second quarter, Tennessee took the lead on a one-play scoring drive as Henry broke free for a 76-yard touchdown, 7-6 Titans. On the ensuing Buffalo possession, Bills QB **Josh Allen** led his team on a 72-yard scoring drive that resulted in a 14-yard touchdown pass from Allen to Bills WR **Stefon Diggs**, 13-7 Buffalo. On the Titans following possession, QB **Ryan Tannehill** connected with WR **Julio Jones** for a 43-yard pass to move the sticks before K **Randy Bullock** converted a 43-yard field goal. 13-10, Buffalo. On the Bills' first play of their next drive, Allen was intercepted by S **Kevin Byard** who returned the ball to the Buffalo 11-yard line. Henry rushed the ball seven yards before Tannehill took it into the end zone on a four-yard rushing score, and the Titans took the lead, 17-13.

Before the end of the first half, Buffalo tacked on another touchdown on a 10-play scoring drive. Diggs added two catches for 29 yards, as Allen ultimately connected with Bills WR **Cole Beasley** for a 29-yard touchdown on third-and-12. Buffalo took a 20-17 advantage into halftime.

The Bills opened up the second half with a 52-yard field goal to make it a 23-17 contest. However, Tennessee took the lead back on their next drive with a 12-play scoring possession. Henry rushed five times for 29 yards and one three-yard rushing touchdown as the Titans retook the lead, 24-23. Next, Buffalo recorded the sixth lead change of the game with a 75-yard scoring drive that culminated in a one-yard touchdown pass by Allen to Bills TE **Tommy Sweeney**. 31-24, Bills.

In the fourth quarter, with help from a 20-yard reception by WR **A.J. Brown**, the Titans moved into field goal range and Bullock converted a 38-yard kick to make it 31-27, Bills. Later in the fourth quarter, the Titans took the lead and didn't relinquish it as Henry tallied his third rushing score of the day. A 13-yard touchdown put the Titans ahead, 34-31. Despite Buffalo

driving into the red zone with under a minute to play, the Tennessee defense halted their opponent with a late-game stand and a fourth-and-one stop to deny Buffalo a first down inside the Titans five-yard line. Tennessee won at home by a final score of 34-31.

SCORING

	1	2	3	4	Final
Buffalo	3	17	11	0	31
Tennessee	0	17	7	10	34

TEAM	SCORING PLAY	TIME
Bills	T.Bass 24 yd. Field Goal	1-6:07
Bills	T.Bass 28 yd. Field Goal	2-11:36
Titans	D.Henry 76 yd. run (R.Bullock kick)	2-11:20
Bills	S.Diggs 14 yd. pass from J.Allen (T.Bass kick)	2-7:54
Titans	R.Bullock 43 yd. Field Goal	2-5:04
Titans	R.Tannehill 4 yd. run (R.Bullock kick)	2-4:23
Bills	C.Beasley 29 yd. pass from J.Allen (T.Bass kick)	2-0:40
Bills	T.Bass 52 yd. Field Goal	3-10:49
Titans	D.Henry 3 yd. run (R.Bullock kick)	3-4:23
Bills	T.Sweeney 1 yd. pass from J.Allen (D.Knox-J.Allen pass)	3-0:27
Titans	R.Bullock 38 yd. Field Goal	4-9:45
Titans	D.Henry 13 yd. run (R.Bullock kick)	4-3:05

Missed FGs: None

Attendance: 69,419

Time of Game: 3:08

Weather: 65°, Clear, Wind N 0 mph

Referee: Clete Blakeman



TEAM STATISTICS

	Bills	Titans
TOTAL FIRST DOWNS	28	16
THIRD DOWN EFFICIENCY	7-13-53.8%	4-10-40.0%
FOURTH DOWN EFFICIENCY	0-1-0.0%	1-1-100.0%
TOTAL NET YARDS	417	362
Plays - Avg.	73-5.7	51-7.1
NET YARDS RUSHING	82	146
Rushes - Avg.	23-3.6	22-6.6
NET YARDS PASSING	335	216
Sacks - Yards Lost	3-18	0-0
PASS ATT-COMP-INT	47-35-1	29-18-1
PUNTS - Avg	2-46.5	2-53.5
Net Punting Average	46.5	50.5
PUNT RETURNS - Yards	2-6	1-0
KICKOFF RETURNS - Yards	3-77	7-132
INTERCEPTIONS - Yards	1-17	1-16
PENALTIES Number and Yards	8-60	7-91
FUMBLES Number and Lost	1-0	0-0
TOUCHDOWNS	3	4
EXTRA POINTS Made-Attempts	3-3	4-4
RED ZONE EFFICIENCY	2-5-40%	3-3-100%
GOAL TO GO EFFICIENCY	1-2-50%	1-1-100%
SAFETIES	0	0
GIVEAWAYS	1	1
TAKEAWAYS	1	1
TIME OF POSSESSION	32:50	27:10

BILLS STARTERS

OFFENSE		DEFENSE	
WR 14	S.Diggs	LDE 50	G.Rousseau
TE 88	D.Knox	DT 91	E.Oliver
LT 73	D.Dawkins	DT 98	S.Lottulelei
LG 76	J.Feliciano	RDE 55	J.Hughes
C 60	M.Morse	MLB 49	T.Edmunds
RG 75	D.Williams	LB 58	M.Milano
RT 79	S.Brown	NCB 24	T.Johnson
WR 11	C.Beasley	CB 27	T.White
WR 1	E.Sanders	CB 39	L.Wallace
QB 17	J.Allen	S 21	J.Poyer
RB 26	D.Singletery	S 23	M.Hyde

TITANS STARTERS

OFFENSE		DEFENSE	
WR 80	C.Rogers	DL 96	D.Autry
TE 87	G.Swaim	NT 93	T.Tart
WR 11	A.Brown	DT 98	J.Simmons
LT 77	T.Lewan	ILB 54	R.Evans
LG 76	R.Saffold	OLB 58	H.Landry
C 60	B.Jones	ILB 51	D.Long
RG 64	N.Davis	CB 20	J.Jenkins
RT 72	D.Quessenberry	S 31	K.Byard
WR 2	J.Jones	CB 3	C.Farley
QB 17	R.Tannehill	CB 24	E.Molden
RB 22	D.Henry	S 37	A.Hooker

BILLS INDIVIDUAL STATISTICS

Rushing	Att	Yds	Avg	Lg	TD
D.Singletery	5	27	5.4	14	0
J.Allen	9	26	2.9	7	0
Z.Moss	8	24	3.0	7	0
I.McKenzie	1	5	5.0	5	0
Total	23	82	3.6	14	0

Passing	Att	Cmp	Yds	TD	Lg	IN	Rt
J.Allen	47	35	353	3	31	1	107.8
Total	47	35	353	3	31	1	107.8

Receiving	No	Yds	Avg	Lg	TD
S.Diggs	9	89	9.9	17	1
C.Beasley	7	88	12.6	29	1
E.Sanders	5	91	18.2	31	0
D.Singletery	5	16	3.2	6	0
D.Knox	3	25	8.3	11	0
G.Davis	2	25	12.5	20	0
Z.Moss	2	15	7.5	12	0
I.McKenzie	1	3	3.0	3	0
T.Sweeney	1	1	1.0	1	1
Total	35	353	10.1	31	3

Interceptions	No	Yds	Avg	Lg	TD
J. Poyer	1	17	17.0	17	0
Total	1	17	17.0	17	0

Leading Tacklers (Press Box Totals)
T. Edmunds 10-8-2; T. Johnson 6-4-2; J. Poyer 4-3-1

Sacks: None
FF: None
FR: None

TITANS INDIVIDUAL STATISTICS

Rushing	Att	Yds	Avg	Lg	TD
D.Henry	20	143	7.2	76	3
R.Tannehill	2	3	1.5	4	1
Total	22	146	6.6	76	4

Passing	Att	Cmp	Yds	TD	Lg	IN	Rt
R.Tannehill	29	18	216	0	48	1	70.5
Total	29	18	216	0	48	1	70.5

Receiving	No	Yds	Avg	Lg	TD
A.Brown	7	91	13.0	22	0
J.Jones	3	59	19.7	48	0
N.Westbrook-Ikhine	3	27	9.0	14	0
D.Henry	2	13	6.5	9	0
A.Firkser	1	11	11.0	11	0
G.Swaim	1	8	8.0	8	0
C.Rogers	1	7	7.0	7	0
Total	18	216	12.0	48	0

Interceptions	No	Yds	Avg	Lg	TD
K. Byard	1	16	16.0	16	0
Total	1	16	16.0	16	0

Leading Tacklers (Press Box Totals)
D. Long 14-9-5; A. Hooker 9-6-3; E. Molden 8-6-2

Sacks: H. Landry 2; J. Simmons 1
FF: A. Hooker 1
FR: None

2021 TITANS GAME-BY-GAME SUMMARIES



Week 7: Titans 27, Chiefs 3 Sunday, Oct. 24, 2021 • 12:00 p.m. CT • Nissan Stadium



In Week 7 of the 2021 season, the Titans hosted the Chiefs and won by a score of 27-3. Tennessee's defense limited Kansas City to 334 total yards, including just 67 yards in the first half, and tallied four sacks and three takeaways in the victory. Offensively, the Titans converted eight-of-12 third down chances (66.7 percent) and possessed the ball for 36 minutes and 21 seconds.

Tennessee put together two touchdown drives in the first quarter to take an early 14-0 lead. On the opening drive, WRs **A.J. Brown** and **Julio Jones** caught first-down passes, and RB **Derrick Henry** added 20 total yards, before Henry took the direct snap and threw a five-yard touchdown pass to TE **MyCole Pruitt**. On the ensuing Kansas City possession, OLB **Bud Dupree** sacked Chiefs QB **Patrick Mahomes** on third down to force Kansas City to punt. Beginning the possession at their own three-yard line, Tennessee constructed a 97-yard scoring drive that included a 46-yard pass from QB **Ryan Tannehill** to Brown. Ultimately, Tannehill threw a 24-yard touchdown pass to Brown for a 14-0 Titans advantage.

In the second quarter, Tennessee extended the lead to 27-0 after scoring 13 points. The Titans took six minutes and 39 seconds off the clock with their first scoring drive that resulted in a 34-yard field goal by K **Randy Bullock**. On the first play of the following Chiefs possession, Mahomes' pass was broken up by LB **David Long Jr.** and intercepted by LB **Rashaan Evans** to give Tennessee possession at the Kansas City 46-yard line. Tennessee capitalized on the turnover with an eight-play scoring drive that included an 11-yard first-down rush by Henry and a 20-yard first-down catch by Jones. The possession was capped off with a two-yard rushing touchdown by Tannehill to make it 24-0, Titans.

On the Chiefs following possession, with under two minutes remaining in the half, Mahomes scrambled to the middle for 13 yards but S **Kevin Byard** flew in and forced him to fumble the football. S **Matthias Farley** recovered the ball to give the Titans pos-

session at the Tennessee 49-yard line. Bullock then converted a 51-yard field goal to give the Titans a 27-0 advantage heading into halftime.

In the third quarter, Kansas City put up their lone score of the day on a 51-yard drive that resulted in Chiefs K **Harrison Butker** converting a 42-yard field goal. The Tennessee defense did not allow Kansas City to score another point, as the Titans sealed their third consecutive victory with a 27-3 home win over the Chiefs.

SCORING

	1	2	3	4	Final
Kansas City	0	0	3	0	3
Tennessee	14	13	0	0	27

TEAM	SCORING PLAY	TIME
Titans	M.Pruitt 5 yd. pass from D.Henry (R.Bullock kick)	1-10:50
Titans	A.Brown 24 yd. pass from R.Tannehill (R.Bullock kick)	1-0:42
Titans	R.Bullock 34 yd. Field Goal	2-8:07
Titans	R.Tannehill 2 yd. run (R.Bullock kick)	2-2:48
Titans	R.Bullock 51 yd. Field Goal	2-0:03
Chiefs	H.Butker 42 yd. Field Goal	3-11:00

Missed FGs: H. Butker 57WR

Attendance: 69,484

Time of Game: 2:58

Weather: 70°, Cloudy, Wind N 12 mph

Referee: Brad Allen



TEAM STATISTICS

	Chiefs	Titans
TOTAL FIRST DOWNS	22	24
THIRD DOWN EFFICIENCY	4-11-36.4%	8-12-66.7%
FOURTH DOWN EFFICIENCY	2-3-66.7%	0-0-0.0%
TOTAL NET YARDS	334	369
Plays - Avg.	68-4.9	64-5.8
NET YARDS RUSHING	77	103
Rushes - Avg.	13-5.9	35-2.9
NET YARDS PASSING	257	266
Sacks - Yards Lost	4-31	1-9
PASS ATT-COMP-INT	51-31-1	28-22-1
PUNTS - Avg	2-46.5	2-47.0
Net Punting Average	46.5	47.0
PUNT RETURNS - Yards	0-0	0-0
KICKOFF RETURNS - Yards	0-0	1-17
INTERCEPTIONS - Yards	1-1	1-0
PENALTIES Number and Yards	9-77	6-31
FUMBLES Number and Lost	3-2	0-0
TOUCHDOWNS	0	3
EXTRA POINTS Made-Attempts	0-0	3-3
RED ZONE EFFICIENCY	0-3-0%	2-4-50%
GOAL TO GO EFFICIENCY	0-0-0%	2-2-100%
SAFETIES	0	0
GIVEAWAYS	4	1
TAKEAWAYS	1	4
TIME OF POSSESSION	23:39	36:21

CHIEFS STARTERS

OFFENSE		DEFENSE	
WR 17	M.Hardman	LB 50	W.Gay
WR 10	T.Hill	LDT 90	J.Reed
TE 87	T.Kelce	DT 95	C.Jones
LT 57	O.Brown	RDT 91	D.Nnadi
LG 62	J.Thuney	RDE 55	F.Clark
C 52	C.Humphrey	LB 54	N.Bolton
RG 65	T.Smith	LB 56	B.Niemann
RT 75	M.Remmers	RCB 38	L.Sneed
WR 19	J.Gordon	LCB 27	R.Fenton
QB 15	P.Mahomes	S 22	J.Thornhill
RB 31	Da.Williams	S 32	T.Mathieu

TITANS STARTERS

OFFENSE		DEFENSE	
WR 2	J.Jones	DE 96	D.Autry
LT 71	K.Lamm	NT 93	T.Tart
LG 76	R.Saffold	DT 98	J.Simmons
C 60	B.Jones	ILB 54	R.Evans
RG 64	N.Davis	OLB 58	H.Landry
RT 72	D.Quessenberry	ILB 51	D.Long
TE 87	G.Swaim	CB 20	J.Jenkins
WR 11	A.Brown	S 31	K.Byard
QB 17	R.Tannehill	CB 24	E.Molden
FB 41	K.Blasingame	CB 30	G.Mabin
RB 22	D.Henry	S 29	D.Cruikshank

CHIEFS INDIVIDUAL STATISTICS

Rushing	Att	Yds	Avg	Lg	TD
P.Mahomes	6	35	5.8	13	0
Da.Williams	5	20	4.0	11	0
T.Hill	1	18	18.0	18	0
C.Henne	1	4	4.0	4	0
Total	13	77	5.9	18	0

Passing	Att	Cmp	Yds	TD	Lg	IN	Rt
P.Mahomes	35	20	206	0	25	1	62.3
C.Henne	16	11	82	0	17	0	80.7
Total	51	31	288	0	25	1	68.1

Receiving	No	Yds	Avg	Lg	TD
T.Kelce	7	65	9.3	24	0
T.Hill	6	49	8.2	17	0
B.Pringle	5	73	14.6	25	0
M.Hardman	4	28	7.0	9	0
Da.Williams	3	30	10.0	14	0
J.McKinnon	2	17	8.5	9	0
M.Kemp	1	8	8.0	8	0
D.Robinson	1	7	7.0	7	0
D.Gore	1	7	7.0	7	0
N.Gray	1	4	4.0	4	0
Total	31	288	9.3	25	0

Interceptions	No	Yds	Avg	Lg	TD
W. Gay	1	1	1.0	1	0
Total	1	1	1.0	1	0

Leading Tacklers (Press Box Totals)

N. Bolton 15-9-6; J. Thornhill 9-7-2; L. Sneed 7-5-2
Sacks: B. Niemann 1
FF: None
FR: None

TITANS INDIVIDUAL STATISTICS

Rushing	Att	Yds	Avg	Lg	TD
D.Henry	29	86	3.0	11	0
D.Evans	2	7	3.5	5	0
R.Tannehill	2	6	3.0	4	1
M.Johnson	1	5	5.0	5	0
L.Woodside	1	-1	-1.0	-1	0
Total	35	103	2.9	11	1

Passing	Att	Cmp	Yds	TD	Lg	IN	Rt
R.Tannehill	27	21	270	1	46	1	105.2
D.Henry	1	1	5	1	5	0	127.1
Total	28	22	275	2	46	1	1116.5

Receiving	No	Yds	Avg	Lg	TD
A.Brown	8	133	16.6	46	1
J.Reynolds	3	23	7.7	11	0
J.Jones	2	38	19.0	20	0
M.Pruitt	2	27	13.5	22	1
D.Henry	2	16	8.0	13	0
D.Evans	2	11	5.5	6	0
J.McNichols	1	10	10.0	10	0
A.Firkser	1	9	9.0	9	0
G.Swaim	1	8	8.0	8	0
Total	22	275	12.5	46	2

Interceptions	No	Yds	Avg	Lg	TD
R. Evans	1	0	0.0	0	0
Total	1	0	0.0	0	0

Leading Tacklers (Press Box Totals)

D. Cruikshank 8-7-1; D. Long 8-6-2; E. Molden 8-6-2
Sacks: D. Autry 2; B. Dupree 1; H. Landry 1
FF: K. Byard 1; M. Farley 1; B. Dupree 1
FR: R. Evans 1; M. Farley 1

2021 TITANS GAME-BY-GAME SUMMARIES



Week 8: Titans 34, Colts 31 (OT)
Sunday, Oct. 31, 2021 • 1:00 p.m. ET • Lucas Oil Stadium



In Week 8 of the 2021 season, the Titans traveled to Indianapolis and beat the Colts in overtime by a score of 34-31. It marked Tennessee's fourth consecutive win, and a season sweep of Indianapolis for the third time since the formation of the AFC South in 2002.

Tennessee fell behind 14-0 in the first quarter. Colts QB **Carson Wentz** led his team on an 82-yard scoring drive that included a 37-yard reception by Colts RB **Jonathan Taylor**, as the drive culminated in a two-yard touchdown pass by Wentz to Colts WR **Michael Pittman Jr.** On the ensuing Titans possession, QB **Ryan Tannehill** was intercepted by Colts CB **Kenny Moore II**, who returned the ball 32 yards to the Tennessee seven-yard line. Wentz connected with Pittman Jr. again for a seven-yard touchdown and an early 14-0 Indianapolis lead.

After forcing a fourth-down stop, the Titans took over on downs at their own 40-yard line and constructed an 11-play scoring drive to get on the board. Tannehill contributed a 13-yard rush for a first down before connecting with TE **Geoff Swaim** for a six-yard touchdown to make it 14-7. Later in the first quarter with the Titans driving, Tannehill was intercepted by Colts DE **Tyquan Lewis**. However, Lewis fumbled on the return and the ball was recovered by TE **Anthony Firkser** to give the Titans possession. Tennessee capitalized as Tannehill quickly hit WR **A.J. Brown** for a 57-yard touchdown to knot the score, 14-14.

Indianapolis tacked on a 34-yard field goal before the end of the second quarter to take a 17-14 lead into halftime.

Tennessee opened up the second half with a 75-yard scoring drive. Brown caught four passes for 41 yards and three first downs to move the sticks, before Tannehill threw a five-yard touchdown pass to WR **Nick Westbrook-Ikhine**. Tennessee went ahead, 21-17. Later in the third quarter, Indianapolis took the lead back. With chain-moving help from a 41-yard defensive pass interference call, Wentz connected with Colts TE **Jack Doyle** for a five-yard score, 24-21 Indianapolis.

In the fourth quarter, Tennessee tied the game 24-24 as K **Randy Bullock** made a 46-yard field goal.

With a tie game and under two minutes left in regulation, P **Brett Kern** punted the ball and pinned Indianapolis at their own eight-yard line. On the first play of the drive, Wentz was pressured in the end zone by OLB **Bud Dupree**, and threw a pick six to CB **Elijah Molden**. The Titans took a 31-24 lead with a minute and a half remaining. However, Indianapolis moved down the field quickly with help from a defensive pass interference call that advanced the ball

42 yards. Ultimately, Taylor ran into the end zone on a one-yard rush to tie the game 31-31 and force overtime.

Indianapolis won the coin toss but both teams punted on their first possession. On the Colts' second drive, Wentz was intercepted by S **Kevin Byard** who returned the ball 14 yards to the Indianapolis 32-yard line. Tennessee advanced the ball to the 27-yard line, as Bullock converted a 44-yard game-winning field goal to give the Titans a 34-31 win in overtime.

SCORING

	1	2	3	4	OT	Final
Tennessee	0	14	7	10	3	34
Indianapolis	14	3	7	7	0	31

TEAM	SCORING PLAY	TIME
Colts	M.Pittman 2 yd. pass from C.Wentz (M.Badgley kick)	1-8:41
Colts	M.Pittman 7 yd. pass from C.Wentz (M.Badgley kick)	1-7:44
Titans	G.Swaim 6 yd. pass from R.Tannehill (R.Bullock kick)	2-12:07
Titans	A.Brown 57 yd. pass from R.Tannehill (R.Bullock kick)	2-4:13
Colts	M.Badgley 34 yd. Field Goal	2-0:00
Titans	N.Westbrook-Ikhine 5 yd. pass from R.Tannehill (R.Bullock kick)	3-7:42
Colts	J.Doyle 5 yd. pass from C.Wentz (M.Badgley kick)	3-1:21
Titans	R.Bullock 46 yd. Field Goal	4-11:15
Titans	E.Molden 2 yd. interception return (R.Bullock kick)	4-1:26
Colts	J.Taylor 1 yd. run (M.Badgley kick)	4-0:22
Titans	R.Bullock 44 yd. Field Goal	5-4:03

Missed FGs: None

Attendance: 59,175

Time of Game: 3:33

Weather: 56°, Sunny, Wind WSW 5 mph

Referee: Carl Cheffers



TEAM STATISTICS

	Titans	Colts
TOTAL FIRST DOWNS	18	24
THIRD DOWN EFFICIENCY	8-17-47.1%	7-16-43.8%
FOURTH DOWN EFFICIENCY	2-2-100.0%	2-3-66.7%
TOTAL NET YARDS	340	307
Plays - Avg.	68-5.0	72-4.3
NET YARDS RUSHING	93	83
Rushes - Avg.	31-3.0	20-4.2
NET YARDS PASSING	247	224
Sacks - Yards Lost	3-18	1-7
PASS ATT-COMP-INT	34-23-2	51-27-2
PUNTS - Avg.	4-47.0	4-45.5
Net Punting Average	40.3	40.3
PUNT RETURNS - Yards	2-21	2-27
KICKOFF RETURNS - Yards	0-0	3-76
INTERCEPTIONS - Yards	2-16	2-40
PENALTIES Number and Yards	11-161	9-75
FUMBLES Number and Lost	1-0	2-1
TOUCHDOWNS	4	4
EXTRA POINTS Made-Attempts	4-4	4-4
RED ZONE EFFICIENCY	2-2-100%	4-5-80%
GOAL TO GO EFFICIENCY	0-0-0%	4-4-100%
SAFETIES	0	0
GIVEAWAYS	2	3
TAKEAWAYS	3	2
TIME OF POSSESSION	34:59	30:58

TITANS STARTERS

OFFENSE		DEFENSE	
WR 88	M.Johnson	DE 96	D.Autry
LT 77	T.Lewan	NT 95	E.Ankou
LG 76	R.Saffold	DT 98	J.Simmons
C 60	B.Jones	ILB 51	D.Long
RG 64	N.Davis	ILB 56	M.Rice
RT 72	D.Quessenberry	OLB 58	H.Landry
TE 85	M.Pruitt	CB 20	J.Jenkins
TE 87	G.Swaim	S 31	K.Byard
WR 11	A.Brown	S 37	A.Hooker
QB 17	R.Tannehill	CB 30	G.Mabin
RB 22	D.Henry	CB 24	E.Molden

COLTS STARTERS

OFFENSE		DEFENSE	
WR 11	M.Pittman	DE 51	K.Paye
TE 84	J.Doyle	DT 99	D.Buckner
LT 79	E.Fisher	NT 90	G.Stewart
LG 56	Q.Nelson	DE 97	A.Muhammad
C 78	R.Kelly	WLB 53	D.Leonard
RG 62	C.Reed	MLB 58	B.Okereke
RT 72	B.Smith	CB 23	K.Moore
WR 14	Z.Pascal	CB 27	X.Rhodes
WR 13	T.Hilton	CB 26	R.Ya-Sin
QB 2	C.Wentz	FS 42	A.Sendejo
RB 28	J.Taylor	SS 37	K.Willis

TITANS INDIVIDUAL STATISTICS

Rushing	Att	Yds	Avg	Lg	TD
D.Henry	28	68	2.4	9	0
R.Tannehill	2	26	13.0	13	0
L.Woodside	1	-1	-1.0	-1	0
Total	31	93	3.0	13	0

Passing	Att	Cmp	Yds	TD	Lg	IN	Rt
R.Tannehill	33	23	265	3	57	2	98.7
A.Brown	1	0	0	0	0	0	39.6
Total	34	23	265	3	57	2	95.8

Receiving	No	Yds	Avg	Lg	TD
A.Brown	10	155	15.5	57	1
G.Swaim	4	23	5.8	7	1
J.McNichols	3	33	11.0	13	0
M.Pruitt	2	22	11.0	14	0
N.Westbrook-Ikhine	2	16	8.0	11	1
M.Johnson	1	8	8.0	8	0
A.Firkser	1	8	8.0	8	0
Total	23	265	11.5	57	3

Interceptions	No	Yds	Avg	Lg	TD
K.Byard	1	14	14.0	14	0
E.Molden	1	2	2.0	2	1
Total	2	16	8.0	14	1

Leading Tacklers (Press Box Totals)

D. Long 9-6-3; M. Rice 7-5-2; H. Landry 5-4-1; G. Mabin 5-4-1

Sacks: H. Landry 1

FF: H. Landry 1

FR: None

COLTS INDIVIDUAL STATISTICS

Rushing	Att	Yds	Avg	Lg	TD
J.Taylor	16	70	4.4	12	1
C.Wentz	3	11	3.7	6	0
N.Hines	1	2	2.0	2	0
Total	20	83	4.2	12	1

Passing	Att	Cmp	Yds	TD	Lg	IN	Rt
C.Wentz	51	27	231	3	38	2	68.3
Total	51	27	231	3	38	2	68.3

Receiving	No	Yds	Avg	Lg	TD
M.Pittman	10	86	8.6	38	2
Z.Pascal	5	43	8.6	11	0
N.Hines	4	22	5.5	9	0
J.Taylor	3	52	17.3	37	0
T.Hilton	2	16	8.0	10	0
J.Doyle	2	12	6.0	7	1
K.Granson	1	0	0.0	0	0
Total	27	231	8.6	38	3

Interceptions	No	Yds	Avg	Lg	TD
K.Moore	1	32	32.0	32	0
T.Lewis	1	8	8.0	8	0
Total	2	40	20.0	32	0

Leading Tacklers (Press Box Totals)

B. Okereke 12-10-2; K. Moore 9-7-2; A. Sendejo 8-6-2

Sacks: D. Buckner 1; T. Lewis 1; K. Turay 1

FF: A. Sendejo 1

FR: None

2021 TITANS GAME-BY-GAME SUMMARIES



Week 9: Titans 28, Rams 16 Sunday, Nov. 7, 2021 • 5:20 p.m. PT • SoFi Stadium



In Week 9 of the 2021 season, the Titans traveled to Los Angeles for a Sunday Night Football matchup against the Rams and won by a score of 28-16. The win marked the team's fifth consecutive victory as Tennessee tallied five sacks and two takeaways in the contest.

Los Angeles got on the board first in the opening stanza as QB Ryan Tannehill's pass was intercepted by Rams CB Jalen Ramsey to give Los Angeles possession at their own 35-yard line. Rams QB Matthew Stafford threw a first-down pass to Rams WR Cooper Kupp, and added a first down rush on the ground, before Rams K Matt Gay converted a 34-yard field goal for an early 3-0 lead.

Tennessee scored 21 points in the second quarter and never relinquished the lead. First, with Los Angeles backed up inside their own 10-yard line, Stafford was pressured in the end zone by DT Jeffery Simmons and subsequently threw an interception to LB David Long Jr. who returned the ball to the Rams two-yard line. Tannehill swiftly threw a two-yard touchdown pass to TE Geoff Swaim for a 7-3 lead. Then, on the first play of the ensuing Rams possession, Stafford threw a 24-yard pick six to S Kevin Byard to make it 14-3, Titans.

Later in the second quarter, the Titans constructed a 14-play scoring drive that saw first-down catches by WRs Julio Jones and Nick Westbrook-Ikhine, and a first-down scramble by Tannehill. Ultimately, Tannehill ran into the end zone for a one-yard touchdown on first-and-goal to increase the lead, 21-3.

In the third quarter, Los Angeles had a first down at the Tennessee four-yard line, but the Titans surrendered only a 22-yard field goal to make it 21-6. Later, OLB Harold Landry III and DE Denico Autry combined to deliver a third-down sack of Stafford to force Los Angeles to settle for a 54-yard field goal, 21-9.

In the fourth quarter, Tennessee extended the lead with a seven-play, 59-yard scoring drive that resulted in RB Adrian Peterson finding the end zone for a one-yard rushing score. The Titans took a 28-7 lead with three minutes remaining in regulation. The

Rams then scored their lone touchdown of the day, as a 14-play scoring drive resulted in a three-yard touchdown pass from Stafford to Rams RB Sony Michel. However, Tennessee preserved their lead and sealed a primetime road victory by a score of 28-16.

SCORING

	1	2	3	4	Final
Tennessee	0	21	0	7	28
Los Angeles	3	0	3	10	16

TEAM	SCORING PLAY	TIME
Rams	M.Gay 34 yd. Field Goal	1-3:46
Titans	G.Swaim 2 yd. pass from R.Tannehill (R.Bullock kick)	2-12:21
Titans	K.Byard 24 yd. interception return (R.Bullock kick)	2-12:10
Titans	R.Tannehill 1 yd. run (R.Bullock kick)	2-2:10
Rams	M.Gay 22 yd. Field Goal	3-8:15
Rams	M.Gay 54 yd. Field Goal	4-14:55
Titans	A.Peterson 1 yd. run (R.Bullock kick)	4-3:00
Rams	S.Michel 3 yd. pass from M.Stafford (M.Gay kick)	4-0:24

Missed FGs: None

Attendance: 71,785

Time of Game: 3:08

Weather: 59°, Cloudy, Wind WSW 6 mph

Referee: Brad Rogers



TEAM STATISTICS

	Titans	Rams
TOTAL FIRST DOWNS	16	22
THIRD DOWN EFFICIENCY	4-12-33.3%	4-15-26.7%
FOURTH DOWN EFFICIENCY	2-2-100.0%	2-3-66.7%
TOTAL NET YARDS	194	347
Plays - Avg.	56-3.5	74-4.7
NET YARDS RUSHING	69	94
Rushes - Avg.	26-2.7	21-4.5
NET YARDS PASSING	125	253
Sacks - Yards Lost	3-18	5-41
PASS ATT-COMP-INT	27-19-1	48-31-2
PUNTS - Avg.	5-43.4	4-49.8
Net Punting Average	42.0	42.0
PUNT RETURNS - Yards	1-11	1-7
KICKOFF RETURNS - Yards	2-50	2-34
INTERCEPTIONS - Yards	2-30	1-6
PENALTIES Number and Yards	4-19	12-115
FUMBLES Number and Lost	0-0	0-0
TOUCHDOWNS	4	1
EXTRA POINTS Made-Attempts	4-4	1-1
RED ZONE EFFICIENCY	3-3-100%	1-3-33%
GOAL TO GO EFFICIENCY	3-3-100%	1-2-50%
SAFETIES	0	0
GIVEAWAYS	1	2
TAKEAWAYS	2	1
TIME OF POSSESSION	27:39	32:21

TITANS STARTERS

OFFENSE		DEFENSE	
WR 2	J.Jones	DE 96	D.Autry
TE 85	M.Pruitt	NT 93	T.Tart
LT 68	B.Hart	DT 98	J.Simmons
LG 76	R.Saffold	ILB 55	J.Brown
C 60	B.Jones	ILB 51	D.Long
RG 62	A.Brewer	OLB 58	H.Landry
RT 72	D.Quessenberry	CB 20	J.Jenkins
TE 87	G.Swaim	CB 24	E.Molden
WR 11	A.Brown	CB 35	C.Jackson
QB 17	R.Tannehill	S 31	K.Byard
RB 8	A.Peterson	S 37	A.Hooker

RAMS STARTERS

OFFENSE		DEFENSE	
WR 10	C.Kupp	DE 94	A.Robinson
WR 12	V.Jefferson	NT 91	G.Gaines
LT 77	A.Whitworth	DT 99	A.Donald
LG 73	D.Edwards	OLB 52	T.Lewis
C 55	B.Allen	OLB 54	L.Floyd
RG 63	A.Corbett	ILB 51	T.Reeder
RT 79	R.Havenstein	ILB 50	E.Jones
TE 89	T.Higbee	LCB 31	R.Rochell
WR 2	R.Woods	RCB 5	J.Ramsey
QB 9	M.Stafford	SS 4	J.Fuller
RB 27	D.Henderson	FS 24	T.Rapp

TITANS INDIVIDUAL STATISTICS

Rushing	Att	Yds	Avg	Lg	TD
D.Foreman	5	29	5.8	11	0
J.McNichols	7	24	3.4	14	0
A.Peterson	10	21	2.1	6	1
R.Tannehill	2	3	1.5	2	1
L.Woodside	1	-1	-1.0	-1	0
M.Johnson	1	-7	-7.0	-7	0
Total	26	69	2.7	14	2

Passing	Att	Cmp	Yds	TD	Lg	IN	Rt
R.Tannehill	27	19	143	1	16	1	79.7
Total	27	19	143	1	16	1	79.7

Receiving	No	Yds	Avg	Lg	TD
A.Brown	5	42	8.4	16	0
J.Jones	4	35	8.8	13	0
G.Swaim	4	29	7.3	11	1
J.McNichols	3	11	3.7	9	0
N.Westbrook-Ikhine	1	14	14.0	14	0
A.Firkser	1	7	7.0	7	0
A.Peterson	1	5	5.0	5	0
Total	19	143	7.5	16	1

Interceptions	No	Yds	Avg	Lg	TD
K.Byard	1	24	24.0	24	1
D.Long	1	6	6.0	6	0
Total	2	30	15.0	24	1

Leading Tacklers (Press Box Totals)

A. Hooker 12-8-4; E. Molden 8-6-2; J. Brown 7-7-0

Sacks: J. Simmons 3; D. Autry 1.5; H. Landry 0.5

FF: None

FR: None

RAMS INDIVIDUAL STATISTICS

Rushing	Att	Yds	Avg	Lg	TD
D.Henderson	11	55	5.0	14	0
S.Michel	7	20	2.9	8	0
M.Stafford	2	13	6.5	12	0
R.Woods	1	6	6.0	6	0
Total	21	94	4.5	14	0

Passing	Att	Cmp	Yds	TD	Lg	IN	Rt
M.Stafford	48	31	294	1	26	2	71.0
Total	48	31	294	1	26	2	71.0

Receiving	No	Yds	Avg	Lg	TD
C.Kupp	11	95	8.6	17	0
R.Woods	7	98	14.0	22	0
T.Higbee	5	51	10.2	26	0
V.Jefferson	3	41	13.7	20	0
D.Henderson	3	3	1.0	2	0
S.Michel	2	6	3.0	3	1
Total	31	294	9.5	26	1

Interceptions	No	Yds	Avg	Lg	TD
J.Ramsey	1	6	6.0	6	0
Total	1	6	6.0	6	0

Leading Tacklers (Press Box Totals)

J. Fuller 7-3-4; A. Robinson 6-5-1; L. Floyd 5-3-2

Sacks: A. Donald 1; L. Floyd 1; G. Gaines 0.5; O. Okoronkwo 0.5

FF: None

FR: None

2021 TITANS GAME-BY-GAME SUMMARIES



Week 10: Titans 23, Saints 21
Sunday, Nov. 14, 2021 • 12:00 p.m. CT • Nissan Stadium



In Week 10 of the 2021 season, the Titans hosted the Saints and won by a score of 23-21. This marked Tennessee's sixth consecutive win, as they became the second team in NFL history to win five straight contests with each of the wins coming at the expense of a participant in the previous year's postseason.

The Titans got on the board in the first quarter with a 70-yard scoring drive that included a 50-yard pass from QB **Ryan Tannehill** to WR **Marcus Johnson**. K **Randy Bullock** converted a 28-yard field goal to give Tennessee an early 3-0 lead.

In the second quarter, New Orleans strung together a 75-yard scoring drive that incorporated a 46-yard pass from Saints QB **Trevor Siemian** to Saints WR **Deonte Harris** to move the chains. Ultimately, Siemian threw an 11-yard touchdown to Saints WR **Tre'Quan Smith**, but the extra point attempt failed as New Orleans took a 6-3 lead. On the ensuing Tennessee possession, Tannehill completed first-down-converting passes to TE **Geoff Swaim** and Johnson to extend the drive, before Bullock tied the score at 6-6 with a 36-yard field goal.

Later in the second quarter, Tennessee pulled ahead with a 56-yard scoring possession. WR **A.J. Brown** contributed a first-down catch and a first-down carry, which then allowed Tannehill to rush for a one-yard score. The Titans went ahead 13-6.

On New Orleans' opening kick return of the second half, LB **Dylan Cole** forced Harris to fumble the ball. FB **Tory Carter** recovered it to give Tennessee possession at the New Orleans 19-yard line. Johnson contributed a 10-yard catch, as Tannehill then connected with TE **MyCole Pruitt** for a two-yard touchdown. The Titans increased the lead, 20-6. Later in the third quarter, New Orleans scored their first of two touchdowns on the day as RB **Mark Ingram II** ran in a 13-yard score. However, Saints K **Brian Johnson** missed his second extra point of the day, as New Orleans made it a 20-12 contest.

In the fourth quarter, Tennessee tacked on another score on an 11-play possession that included a 39-yard screen pass from Tannehill to RB **D'Onta Foreman**. Bullock converted his third field goal of the day on a successful 36-yard kick, 23-12 Titans. On the following possession, New Orleans responded with a field goal of their own. Siemian connected with Ingram for a 34-yard pass, as Johnson completed the drive with a 20-yard field goal to make it 23-15.

Later in the fourth quarter, New Orleans constructed a 71-play scoring drive that culmi-

nated in a 15-yard touchdown pass from Siemian to Saints WR **Marquez Callaway**. New Orleans attempted a two-point conversion, but a false start penalty forced the Saints to go for two from the seven-yard line. New Orleans' attempt was unsuccessful as LB **Jayon Brown** successfully defended the pass and Tennessee preserved a 23-21 victory.

SCORING

	1	2	3	4	Final
New Orleans	0	6	6	9	21
Tennessee	3	10	7	3	23

TEAM	SCORING PLAY	TIME
Titans	R.Bullock 28 yd. Field Goal	1-0:52
Saints	T.Smith 11 yd. pass from T.Siemian (kick failed, wl)	2-12:59
Titans	R.Bullock 36 yd. Field Goal	2-7:44
Titans	R.Tannehill 1 yd. run (R.Bullock kick)	2-1:38
Titans	M.Pruitt 2 yd. pass from R.Tannehill (R.Bullock kick)	3-12:02
Saints	M.Ingram 13 yd. run (kick failed, wl)	3-3:54
Titans	R.Bullock 36 yd. Field Goal	4-10:01
Saints	B.Johnson 20 yd. Field Goal	4-5:33
Saints	M.Callaway 15 yd. pass from T.Siemian (pass failed)	4-1:16

Missed FGs: None

Attendance: 69,414

Time of Game: 3:02

Weather: 55°, Cloudy, Wind SW 12 mph

Referee: Jerome Boger



TEAM STATISTICS

	Saints	Titans
TOTAL FIRST DOWNS	22	17
THIRD DOWN EFFICIENCY	5-12-41.7%	3-12-25.0%
FOURTH DOWN EFFICIENCY	0-0-0.0%	0-0-0.0%
TOTAL NET YARDS	373	264
Plays - Avg.	61-6.1	58-4.6
NET YARDS RUSHING	86	66
Rushes - Avg.	21-4.1	29-2.3
NET YARDS PASSING	287	198
Sacks - Yards Lost	4-22	2-15
PASS ATT-COMP-INT	36-21-0	27-19-0
PUNTS - Avg.	5-40.4	5-41.0
Net Punting Average	34.6	40.2
PUNT RETURNS - Yards	1-4	1-9
KICKOFF RETURNS - Yards	6-127	3-54
INTERCEPTIONS - Yards	0-0	0-0
PENALTIES Number and Yards	9-65	8-49
FUMBLES Number and Lost	1-1	1-0
TOUCHDOWNS	3	2
EXTRA POINTS Made-Attempts	0-3	2-2
RED ZONE EFFICIENCY	3-4-75%	2-5-40%
GOAL TO GO EFFICIENCY	0-1-0%	2-3-67%
SAFETIES	0	0
GIVEAWAYS	1	0
TAKEAWAYS	0	1
TIME OF POSSESSION	28:33	31:27

SAINTS STARTERS

OFFENSE		DEFENSE	
WR 10	T.Smith	DE 92	M.Davenport
TE 82	A.Trautman	DT 99	S.Tuttle
LT 74	J.Hurst	DT 93	D.Onyemata
LG 76	C.Throckmorton	DE 94	C.Jordan
C 78	E.McCoy	LB 56	D.Davis
RG 51	C.Ruiz	LB 55	K.Elliott
RT 71	R.Ramczyk	LB 20	P.Werner
WR 1	M.Callaway	LCB 29	P.Adebo
QB 15	T.Siemian	SS 27	M.Jenkins
FB 40	A.Armah	FS 43	M.Williams
RB 14	M.Ingram	RCB 23	M.Lattimore

TITANS STARTERS

OFFENSE		DEFENSE	
WR 11	A.Brown	DT 90	N.Jones
WR 15	N.Westbrook-Ikhine	DE 91	L.Murchison
TE 85	M.Pruitt	DE 96	D.Autry
LT 77	T.Lewan	DT 98	J.Simmons
LG 76	R.Saffold	LB 55	J.Brown
C 60	B.Jones	LB 56	M.Rice
RG 64	N.Davis	OLB 58	H.Landry
RT 72	D.Quessenberry	CB 20	J.Jenkins
TE 87	G.Swaim	CB 26	K.Fulton
QB 17	R.Tannehill	S 31	K.Byard
RB 7	D.Foreman	S 37	A.Hooker

SAINTS INDIVIDUAL STATISTICS

Rushing	Att	Yds	Avg	Lg	TD
M.Ingram	14	47	3.4	13	1
T.Hill	3	23	7.7	10	0
D.Washington	2	8	4.0	4	0
D.Harris	1	6	6.0	6	0
T.Montgomery	1	2	2.0	2	0
Total	21	86	4.1	13	1

Passing	Att	Cmp	Yds	TD	Lg	IN	Rt
T.Siemian	34	19	298	2	46	0	104.8
T.Hill	2	2	11	0	8	0	89.6
Total	36	21	309	2	46	0	105.0

Receiving	No	Yds	Avg	Lg	TD
A.Trautman	5	32	6.4	8	0
M.Ingram	4	61	15.3	34	0
T.Smith	4	44	11.0	21	1
D.Harris	3	84	28.0	46	0
M.Callaway	2	37	18.5	22	1
J.Johnson	2	36	18.0	26	0
T.Hill	1	15	15.0	15	0
Total	21	309	14.7	46	2

Interceptions	No	Yds	Avg	Lg	TD
None					

Leading Tacklers (Press Box Totals)
M. Lattimore 6-6-0; D. Davis 6-5-1; C. Jordan 5-5-0

Sacks: M. Davenport 2
 FF: None
 FR: None

TITANS INDIVIDUAL STATISTICS

Rushing	Att	Yds	Avg	Lg	TD
D.Foreman	11	30	2.7	6	0
A.Peterson	8	21	2.6	6	0
J.McNichols	4	7	1.8	4	0
A.Brown	1	7	7.0	7	0
R.Tannehill	5	1	0.2	2	1
Total	29	66	2.3	7	1

Passing	Att	Cmp	Yds	TD	Lg	IN	Rt
R.Tannehill	27	19	213	1	50	0	105.9
Total	27	19	213	1	50	0	105.9

Receiving	No	Yds	Avg	Lg	TD
M.Johnson	5	100	20.0	50	0
G.Swaim	4	26	6.5	16	0
D.Foreman	2	48	24.0	39	0
A.Brown	1	16	16.0	16	0
N.Westbrook-Ikhine	1	10	10.0	10	0
C.Rogers	1	9	9.0	9	0
A.Firkser	1	2	2.0	2	0
M.Pruitt	1	2	2.0	2	1
J.McNichols	1	1	1.0	1	0
D.Fitzpatrick	1	0	0.0	0	0
A.Peterson	1	-1	-1.0	-1	0
Total	19	213	11.2	50	1

Interceptions	No	Yds	Avg	Lg	TD
None					

Leading Tacklers (Press Box Totals)
J. Brown 10-8-2; M. Rice 10-7-3; K. Byard 6-3-3

Sacks: J. Simmons 2; N. Jones 1; H. Landry 1
 FF: None
 FR: None

2021 TITANS GAME-BY-GAME SUMMARIES



Week 11: Titans 13, Texans 22 Sunday, Nov. 21, 2021 • 12:00 p.m. CT • Nissan Stadium



In Week 11 of the 2021 season, the Titans hosted the Texans for an AFC South matchup. Despite limiting Houston's offense to just 190 yards, including 107 net passing yards, the Titans fell to the Texans at home by a score of 22-13.

Houston built a 12-0 lead in the first half of the game. In the first quarter, Texans QB **Tyrod Taylor** engineered a 14-play scoring drive that included receptions by five different Houston players. Ultimately, the drive culminated in a 43-yard field goal by Texans K **Ka'imi Fairbairn** for an early 3-0 lead. On the ensuing Tennessee possession, QB **Ryan Tannehill** was intercepted at the Houston 12-yard line by Texans LB **Kamu Grugier-Hill**, who returned the ball 82 yards to the Tennessee six-yard line. The Texans capitalized and tacked on a 24-yard field goal to double their lead, 6-0.

In the second quarter, Houston constructed a nine-play scoring drive that began at their own 24-yard line. Taylor guided the Texans into the red zone before he ran in a seven-yard touchdown. However, the extra point attempt failed, as Houston took a 12-0 lead.

In the third quarter, the Titans defense forced Houston to punt on their opening possession. However, WR **Chester Rogers** muffed the punt, and the Texans recovered the ball at the Tennessee five-yard line. Houston capitalized on the turnover as Taylor added his second rushing score of the day on a five-yard touchdown carry. The Texans extended the lead, 19-0.

The Titans got on the board later in the third quarter as Tannehill guided the Titans on a 13-play, 78-yard possession. WR **A.J. Brown**, WR **Nick Westbrook-Ikhine**, and RB **Dontrell Hilliard** all contributed first-down catches before Tannehill connected with WR **Dez Fitzpatrick** for an 18-yard touchdown strike. However, the extra point attempt was no good, 19-6 Texans.

In the fourth quarter, with the Titans facing a first-and-goal at the Houston seven-yard line, Tannehill threw a four-yard pass to Hilliard who fumbled the ball. However, TE **Anthony Firkser** recovered it in the end zone for a score to make it 19-13, Houston.

Later in the fourth quarter, Houston tacked on a 37-yard field goal to increase the lead to 22-13 and put the game out of reach for Tennessee. The Titans ran out of time to mount a comeback and fell to the Texans at home.

SCORING

	1	2	3	4	Final
Houston	3	9	7	3	22
Tennessee	0	0	6	7	13

TEAM	SCORING PLAY	TIME
Texans	K.Fairbairn 43 yd. Field Goal	1-4:04
Texans	K.Fairbairn 24 yd. Field Goal	2-13:35
Texans	T.Taylor 7 yd. run (kick failed, wl)	2-7:43
Texans	T.Taylor 5 yd. run (K.Fairbairn kick)	3-7:00
Titans	D.Fitzpatrick 18 yd. pass from R.Tannehill (kick failed, wl)	3-2:24
Titans	A.Firkser fumble recovery in end zone (R.Bullock kick)	4-7:47
Texans	K.Fairbairn 37 yd. Field Goal	4-3:26

Missed FGs: None

Attendance: 67,395

Time of Game: 3:06

Weather: 56°, Cloudy, Wind N 10 mph

Referee: Tony Corrente



TEAM STATISTICS

	Texans	Titans
TOTAL FIRST DOWNS	15	26
THIRD DOWN EFFICIENCY	6-17-35.3%	6-15-40.0%
FOURTH DOWN EFFICIENCY	1-1-100.0%	2-4-50.0%
TOTAL NET YARDS	190	420
Plays - Avg.	62-3.1	79-5.3
NET YARDS RUSHING	83	103
Rushes - Avg.	38-2.2	25-4.1
NET YARDS PASSING	107	317
Sacks - Yards Lost	0-0	2-6
PASS ATT-COMP-INT	24-14-0	52-35-4
PUNTS - Avg.	7-43.9	2-40.0
Net Punting Average	41.0	35.0
PUNT RETURNS - Yards	1-10	4-20
KICKOFF RETURNS - Yards	1-17	5-88
INTERCEPTIONS - Yards	4-129	0-0
PENALTIES Number and Yards	7-50	5-52
FUMBLES Number and Lost	1-0	4-1
TOUCHDOWNS	2	2
EXTRA POINTS Made-Attempts	1-2	1-2
RED ZONE EFFICIENCY	2-4-50%	2-3-67%
GOAL TO GO EFFICIENCY	2-3-67%	1-1-100%
SAFETIES	0	0
GIVEAWAYS	0	5
TAKEAWAYS	5	0
TIME OF POSSESSION	29:38	30:22

TEXANS STARTERS

OFFENSE		DEFENSE	
WR 18	C.Conley	DL 55	D.Walker
TE 85	P.Brown	DE 54	J.Martin
LT 72	G.Christian	DT 91	R.Lopez
LG 71	T.Howard	DT 97	M.Collins
C 79	J.Morrissey	SLB 41	Z.Cunningham
RG 64	J.McCray	LB 43	N.Hewitt
RT 67	C.Heck	WLB 51	K.Grugier-Hill
WR 13	B.Cooks	CB 25	D.King
TE 9	B.Jordan	CB 39	T.Mitchell
QB 5	T.Taylor	S 23	E.Murray
RB 31	D.Johnson	S 20	Ju.Reid

TITANS STARTERS

OFFENSE		DEFENSE	
WR 88	M.Johnson	DT 93	T.Tart
LT 77	T.Lewan	DL 91	L.Murchison
LG 76	R.Saffold	DE 96	D.Autry
C 60	B.Jones	DT 98	J.Simmons
RG 62	A.Brewer	LB 55	J.Brown
RT 72	D.Quessenberry	LB 56	M.Rice
TE 85	M.Pruitt	OLB 58	H.Landry
WR 11	A.Brown	CB 26	K.Fulton
QB 17	R.Tannehill	S 31	K.Byard
FB 44	T.Carter	S 37	A.Hooker
RB 8	A.Peterson	CB 35	C.Jackson

TEXANS INDIVIDUAL STATISTICS

Rushing	Att	Yds	Avg	Lg	TD
R.Burkhead	18	40	2.2	9	0
T.Taylor	6	28	4.7	7	2
D.Johnson	13	18	1.4	5	0
P.Lindsay	1	-3	-3.0	-3	0
Total	38	83	2.2	9	2

Passing	Att	Cmp	Yds	TD	Lg	IN	Rt
T.Taylor	24	14	107	0	13	0	69.3
Total	24	14	107	0	13	0	69.3

Receiving	No	Yds	Avg	Lg	TD
C.Conley	4	37	9.3	13	0
D.Johnson	3	16	5.3	8	0
B.Cooks	2	18	9.0	10	0
P.Brown	2	10	5.0	8	0
C.Moore	1	10	10.0	10	0
N.Collins	1	9	9.0	9	0
B.Jordan	1	7	7.0	7	0
Total	14	107	7.6	13	0

Interceptions	No	Yds	Avg	Lg	TD
D.King	2	25	12.5	25	0
K.Grugier-Hill	1	82	82.0	82	0
T.Mitchell	1	22	22.0	22	0
Total	4	129	32.3	82	0

Leading Tacklers (Press Box Totals)

K. Grugier-Hill 12-6-6; Z. Cunningham 11-6-5; E. Murray 11-6-5

Sacks: R. Blacklock 1; J. Martin 1

FF: Z. Cunningham 1; J. Martin 1

FR: None

TITANS INDIVIDUAL STATISTICS

Rushing	Att	Yds	Avg	Lg	TD
A.Peterson	9	40	4.4	16	0
D.Hilliard	7	35	5.0	16	0
D.Foreman	7	25	3.6	9	0
R.Tannehill	2	3	1.5	3	0
Total	25	103	4.1	16	0

Passing	Att	Cmp	Yds	TD	Lg	IN	Rt
R.Tannehill	52	35	323	1	46	4	58.4
Total	52	35	323	1	46	4	58.4

Receiving	No	Yds	Avg	Lg	TD
D.Hilliard	8	47	5.9	10	0
N.Westbrook-Ikhine	7	107	15.3	46	0
A.Brown	5	48	9.6	11	0
A.Firkser	5	26	5.2	7	0
C.Rogers	4	41	10.3	12	0
D.Fitzpatrick	3	35	11.7	18	1
A.Peterson	2	4	2.0	5	0
D.Foreman	1	15	15.0	15	0
Total	35	323	9.2	46	1

Interceptions	No	Yds	Avg	Lg	TD
None					

Leading Tacklers (Press Box Totals)

J. Brown 14-6-8; M. Rice 7-3-4; K. Byard 7-3-4

Sacks: None

FF: None

FR: None

2021 TITANS GAME-BY-GAME SUMMARIES



Week 12: Titans 13, Patriots 36
Sunday, Nov. 28, 2021 • 1:00 p.m. ET • Gillette Stadium



In Week 12 of the 2021 season, the Titans traveled to New England to face the Patriots. Despite Tennessee racking up 270 rushing yards, marking the organization's 10th-highest rushing yardage total in franchise history, and the Titans defense limiting New England to two touchdowns on five total trips inside the red zone, Tennessee fell on the road to the Patriots by a score of 36-13.

New England got on the board in the first quarter on a nine-play scoring drive that began at the Titans' 37-yard line. Patriots QB **Mac Jones** connected with Patriots WR **Kendrick Bourne** for a four-yard touchdown and an early 7-0 lead.

In the second quarter, Tennessee constructed a 14-play scoring drive that included first-down receptions by TE **MyCole Pruitt**, WR **Cody Hollister**, and two first-down scrambles by QB **Ryan Tannehill**. Ultimately, Tannehill found WR **Nick Westbrook-Ikhine** for a one-yard touchdown, but the extra point attempt was no good, 7-6 New England.

Later in the second quarter, Patriots K **Nick Folk** converted field goals of 22, 37, and 44 yards to make it a 16-6 game. However, Tennessee responded just before the end of the first half, as RB **Dontrell Hilliard** took a third-down handoff and raced 68 yards into the end zone for a touchdown. Tennessee cut the lead to 16-13 heading into halftime.

In the third quarter, New England tacked on 10 points to increase the lead. First, Folk converted a 28-yard field goal attempt for a 19-13 game. Next, Jones connected with Bourne for a 41-yard touchdown pass and his second score of the day to make it 26-13.

In the fourth quarter, the Patriots added another 10 points to put the game out of reach for Tennessee. Folk converted a 52-yard field goal to increase the lead to 29-13. Next, Tennessee turned the ball over on downs at their own 21-yard line with five and a half minutes remaining in regulation. Patriots RB **Damien Harris** rushed for seven yards, and then ran for a 14-yard touchdown, as New England sealed a 36-13 victory.

SCORING

	1	2	3	4	Final
Tennessee	0	13	0	0	13
New England	7	9	10	10	36

TEAM	SCORING PLAY	TIME
Patriots	K.Bourne 4 yd. pass from M.Jones (N.Folk kick)	1-7:37
Titans	N.Westbrook-Ikhine 1 yd. pass from R.Tannehill (kick failed, hru)	2-14:28
Patriots	N.Folk 22 yd. Field Goal	2-9:50
Patriots	N.Folk 37 yd. Field Goal	2-3:04
Patriots	N.Folk 44 yd. Field Goal	2-0:58
Titans	D.Hilliard 68 yd. run (R.Bullock kick)	2-0:37
Patriots	N.Folk 28 yd. Field Goal	3-11:13
Patriots	K.Bourne 41 yd. pass from M.Jones (N.Folk kick)	3-5:01
Patriots	N.Folk 52 yd. Field Goal	4-6:09
Patriots	D.Harris 14 yd. run (N.Folk kick)	4-4:38

Missed FGs: R. Bullock 44RU; N. Folk 53WR

Attendance: 65,878

Time of Game: 2:57

Weather: 37°, Cloudy, Wind WSW 7 mph

Referee: Alex Kemp



TEAM STATISTICS

	Titans	Patriots
TOTAL FIRST DOWNS	18	23
THIRD DOWN EFFICIENCY	5-11-45.5%	4-10-40.0%
FOURTH DOWN EFFICIENCY	1-3-33.3%	0-0-0.0%
TOTAL NET YARDS	355	394
Plays - Avg.	62-5.7	58-6.8
NET YARDS RUSHING	270	105
Rushes - Avg.	39-6.9	24-4.4
NET YARDS PASSING	85	289
Sacks - Yards Lost	2-8	2-21
PASS ATT-COMP-INT	21-11-1	32-23-0
PUNTS - Avg.	2-47.5	1-48.0
Net Punting Average	36.0	48.0
PUNT RETURNS - Yards	0-0	2-23
KICKOFF RETURNS - Yards	4-88	3-84
INTERCEPTIONS - Yards	0-0	1-0
PENALTIES Number and Yards	5-50	4-35
FUMBLES Number and Lost	5-3	0-0
TOUCHDOWNS	2	3
EXTRA POINTS Made-Attempts	1-2	3-3
RED ZONE EFFICIENCY	1-2-50%	2-5-40%
GOAL TO GO EFFICIENCY	1-2-50%	1-2-50%
SAFETIES	0	0
GIVEAWAYS	4	0
TAKEAWAYS	0	4
TIME OF POSSESSION	31:02	28:58

TITANS STARTERS

OFFENSE			DEFENSE		
TE 87	G.Swaim	DE 96	D.Autry		
LT 77	T.Lewan	DT 95	K.Peko		
LG 76	R.Saffold	DT 98	J.Simmons		
C 60	B.Jones	OLB 58	H.Landry		
RG 62	A.Brewer	LB 55	J.Brown		
RT 72	D.Quessenberry	LB 56	M.Rice		
WR 15	N.Westbrook-Ikhine	CB 26	K.Fulton		
WR 16	C.Hollister	CB 24	E.Molden		
QB 17	R.Tannehill	CB 20	J.Jenkins		
FB 44	T.Carter	S 31	K.Byard		
RB 40	D.Hilliard	S 37	A.Hooker		

PATRIOTS STARTERS

OFFENSE			DEFENSE		
WR 16	J.Meyers	DL 92	D.Godchaux		
TE 81	J.Smith	LE 98	Ca. Davis		
LT 76	I.Wynn	RE 93	L.Guy		
LG 67	T.Karras	LB 9	M.Judon		
C 60	D.Andrews	LB 54	D.Hightower		
RG 69	S.Mason	LB 8	J.Bentley		
RT 77	T.Brown	LB 53	K.Van Noy		
WR 15	N.Agholor	LCB 27	J.Jackson		
WR 84	K.Bourne	RCB 2	J.Mills		
QB 10	M.Jones	S 23	K.Dugger		
RB 37	D.Harris	S 32	D.McCourtay		

TITANS INDIVIDUAL STATISTICS

Rushing	Att	Yds	Avg	Lg	TD
D.Hilliard	12	131	10.9	68	1
D.Foreman	19	109	5.7	30	0
R.Tannehill	5	24	4.8	11	0
K.Blasingame	3	6	2.0	3	0
Total	39	270	6.9	68	1

Passing	Att	Cmp	Yds	TD	Lg	IN	Rt
R.Tannehill	21	11	93	1	24	1	60.2
Total	21	11	93	1	24	1	60.2

Receiving	No	Yds	Avg	Lg	TD
N.Westbrook-Ikhine	2	25	12.5	24	1
C.Hollister	2	22	11.0	14	0
D.Fitzpatrick	1	14	14.0	14	0
M.Pruitt	1	10	10.0	10	0
G.Swaim	1	8	8.0	8	0
A.Firkser	1	7	7.0	7	0
D.Foreman	1	3	3.0	3	0
C.Rogers	1	2	2.0	2	0
D.Hilliard	1	2	2.0	2	0
Total	11	93	8.5	24	1

Interceptions	No	Yds	Avg	Lg	TD
None					

Leading Tacklers (Press Box Totals)

K. Byard 12-9-3; J. Brown 8-5-3; J. Simmons 6-4-2

Sacks: K. Byard 1; N. Jones 0.5; D. Roberson 0.5
FF: None
FR: None

PATRIOTS INDIVIDUAL STATISTICS

Rushing	Att	Yds	Avg	Lg	TD
R.Stevenson	9	46	5.1	19	0
D.Harris	11	40	3.6	14	1
M.Jones	2	11	5.5	7	0
J.Smith	1	9	9.0	9	0
B.Hoyer	1	-1	-1.0	-1	0
Total	24	105	4.4	19	1

Passing	Att	Cmp	Yds	TD	Lg	IN	Rt
M.Jones	32	23	310	2	41	0	0123.2
Total	32	23	310	2	41	0	0123.2

Receiving	No	Yds	Avg	Lg	TD
J.Meyers	5	98	19.6	38	0
K.Bourne	5	61	12.2	41	2
B.Bolden	4	54	13.5	21	0
J.Smith	3	49	16.3	20	0
N.Agholor	3	20	6.7	10	0
H.Henry	2	16	8.0	9	0
D.Harris	1	12	12.0	12	0
Total	23	310	13.5	41	2

Interceptions	No	Yds	Avg	Lg	TD
J.Jackson	1	0	0.0	0	0
Total	1	0	0.0	0	0

Leading Tacklers (Press Box Totals)

J. Bentley 10-5-5; K. Dugger 8-5-3; D. Godchaux 7-6-1

Sacks: J. Bentley 1; M. Judon 1
FF: J. Bentley 2; D. Godchaux 1; K. Van Noy 1; J. Jackson 1
FR: K. Dugger 1; J. Mills 1; J. Tavai 1

2021 TITANS GAME-BY-GAME SUMMARIES



Week 14: Titans 20, Jaguars 0 Sunday, Dec. 12, 2021 • 12:00 p.m. CT • Nissan Stadium



In Week 14 of the 2021 season, the Titans hosted the Jaguars and recorded the 17th shutout in franchise history after securing a 20-0 victory. Tennessee's defense recorded four interceptions, limited Jacksonville to just nine first downs, and held their opponent to eight rushing yards. With the team's ninth win of 2021, the Titans secured a winning record for the sixth consecutive season.

Tennessee got on the board on their opening possession with a 10-play, 74-yard scoring drive. RB **D'Onta Foreman**, WR **Cody Hollister** and QB **Ryan Tannehill** all contributed first-down plays, as the possession culminated in a five-yard rushing score by Foreman. The Titans took an early 7-0 lead.

In the second quarter, Tennessee constructed a 15-play scoring drive. TE **Anthony Firkser** contributed two first-down receptions, WR **Julio Jones** added a 12-yard catch, and Foreman accounted for five carries for 22 yards to move the chains. Ultimately, K **Randy Bullock** converted a 44-yard field goal for a 10-0 Titans lead.

In the third stanza, Tennessee increased its lead with an 11-play possession. TE **Geoff Swaim** contributed a 24-yard catch to move the Titans down the field before Tannehill ran into the end zone on a five-yard touchdown carry. Tennessee went ahead, 17-0.

In the fourth quarter, with under four minutes remaining in regulation, Jaguars QB **Trevor Lawrence's** pass was intercepted by CB **Buster Skrine** and returned it 17 yards to the Jacksonville 14-yard line. Tennessee's offense took over in the red zone, and Bullock converted his second field goal of the day on a 29-yard kick. The Titans went ahead 20-0, and sealed a home shutout victory.

SCORING

	1	2	3	4	Final
Jacksonville	0	0	0	0	0
Tennessee	7	3	7	3	20

TEAM	SCORING PLAY	TIME
Titans	D.Foreman 5 yd. run (R.Bullock kick)	1-10:03
Titans	R.Bullock 44 yd. Field Goal	2-3:10
Titans	R.Tannehill 5 yd. run (R.Bullock kick)	3-2:51
Titans	R.Bullock 29 yd. Field Goal	4-2:20

Missed FGs: R. Bullock 47WR

Attendance: 67,808

Time of Game: 2:56

Weather: 44°, Sunny, Wind E 4 mph

Referee: Bill Vinovich



TEAM STATISTICS

	Jaguars	Titans
TOTAL FIRST DOWNS	9	22
THIRD DOWN EFFICIENCY	5-13-38.5%	6-15-40.0%
FOURTH DOWN EFFICIENCY	1-2-50.0%	0-0-0.0%
TOTAL NET YARDS	192	263
Plays - Avg.	51-3.8	69-3.8
NET YARDS RUSHING	8	102
Rushes - Avg.	8-1.0	34-3.0
NET YARDS PASSING	184	161
Sacks - Yards Lost	3-37	4-30
PASS ATT-COMP-INT	40-24-4	31-20-0
PUNTS - Avg.	5-45.0	5-38.4
Net Punting Average	42.4	38.4
PUNT RETURNS - Yards	0-0	3-13
KICKOFF RETURNS - Yards	1-16	1-25
INTERCEPTIONS - Yards	0-0	4-20
PENALTIES Number and Yards	9-79	2-15
FUMBLES Number and Lost	0-0	1-0
TOUCHDOWNS	0	2
EXTRA POINTS Made-Attempts	0-0	2-2
RED ZONE EFFICIENCY	0-0-0%	2-3-67%
GOAL TO GO EFFICIENCY	0-0-0%	2-2-100%
SAFETIES	0	0
GIVEAWAYS	4	0
TAKEAWAYS	0	4
TIME OF POSSESSION	23:03	36:57

JAGUARS STARTERS

OFFENSE		DEFENSE	
WR 10	L.Shenault	DE 95	R.Robertson-Harris
WR 7	T.Austin	DL 91	D.Smoot
TE 80	J.O'Shaughnessy	DT 90	M.Brown
LT 74	C.Robinson	OLB 41	J.Allen
LG 68	A.Norwell	ILB 54	D.Wilson
C 69	T.Shatley	ILB 44	M.Jack
RG 78	B.Bartch	CB 26	S.Griffin
RT 75	J.Taylor	CB 32	T.Campbell
WR 11	M.Jones	S 2	R.Jenkins
QB 16	T.Lawrence	S 5	R.Ford
RB 25	J.Robinson	S 42	A.Wingard

TITANS STARTERS

OFFENSE		DEFENSE	
WR 15	N.Westbrook-Ikhine	DE 96	D.Autry
TE 87	G.Swaim	DT 90	N.Jones
LT 77	T.Lewan	DT 98	J.Simmons
LG 76	R.Saffold	OLB 58	H.Landry
C 60	B.Jones	LB 55	J.Brown
RG 64	N.Davis	LB 54	R.Evans
RT 72	D.Quessenberry	CB 26	K.Fulton
WR 2	J.Jones	CB 24	E.Molden
QB 17	R.Tannehill	CB 38	B.Skrine
RB 7	D.Foreman	S 31	K.Byard
RB 40	D.Hilliard	S 37	A.Hooker

JAGUARS INDIVIDUAL STATISTICS

Rushing	Att	Yds	Avg	Lg	TD
J.Robinson	6	4	0.7	5	0
C.Hyde	1	2	2.0	2	0
T.Lawrence	1	2	2.0	2	0
Total	8	8	1.0	5	0

Passing	Att	Cmp	Yds	TD	Lg	IN	Rt
T.Lawrence	40	24	221	0	41	4	35.5
Total	40	24	221	0	41	4	35.5

Receiving	No	Yds	Avg	Lg	TD
M.Jones	6	70	11.7	31	0
L.Treadwell	4	68	17.0	41	0
L.Shenault	4	34	8.5	14	0
J.O'Shaughnessy	4	21	5.3	7	0
T.Austin	3	17	5.7	7	0
D.Ogunbowale	2	5	2.5	3	0
C.Hyde	1	6	6.0	6	0
Total	24	221	9.2	41	0

Interceptions	No	Yds	Avg	Lg	TD
None					

Leading Tacklers (Press Box Totals)
D. Wilson 10-6-4; M. Jack 10-6-4; A. Wingard 8-5-3

Sacks: D. Wilson 1; R. Robertson-Harris 1; D. Smoot 1; J. Ward 1

FF: None

FR: None

TITANS INDIVIDUAL STATISTICS

Rushing	Att	Yds	Avg	Lg	TD
D.Foreman	13	47	3.6	8	1
R.Tannehill	4	29	7.3	17	1
J.McNichols	8	16	2.0	12	0
D.Hilliard	6	13	2.2	4	0
L.Woodside	3	-3	-1.0	-1	0
Total	34	102	3.0	17	2

Passing	Att	Cmp	Yds	TD	Lg	IN	Rt
R.Tannehill	31	20	191	0	24	0	81.5
Total	31	20	191	0	24	0	81.5

Receiving	No	Yds	Avg	Lg	TD
A.Firkser	4	34	8.5	11	0
J.Jones	4	33	8.3	16	0
G.Swaim	3	45	15.0	24	0
N.Westbrook-Ikhine	3	31	10.3	15	0
D.Foreman	2	15	7.5	11	0
C.Rogers	1	13	13.0	13	0
R.McMath	1	9	9.0	9	0
C.Hollister	1	6	6.0	6	0
M.Pruitt	1	5	5.0	5	0
Total	20	191	9.6	24	0

Interceptions	No	Yds	Avg	Lg	TD
B.Skrine	1	17	17.0	17	0
J.Brown	1	2	2.0	2	0
R.Evans	1	1	1.0	1	0
K.Fulton	1	0	0.0	0	0
Total	4	20	5.0	17	0

Leading Tacklers (Press Box Totals)
R. Evans 6-1-5; K. Byard 5-2-3; E. Molden 5-2-3

Sacks: D. Autry 1; H. Landry 1; D. Roberson 1

FF: None

FR: None

2021 TITANS GAME-BY-GAME SUMMARIES



Week 15: Titans 13, Steelers 19 Sunday, Dec. 19, 2021 • 1:00 p.m. ET • Heinz Field



In Week 15 of the 2021 season, the Titans traveled to Pittsburgh and lost by a score of 19-13. Despite limiting the Steelers' offense to just 168 total yards and 12 first downs, Tennessee was unable to win the contest.

Tennessee built a 10-0 first quarter lead with two scoring drives. First, WR **Chester Rogers** returned a punt 55 yards, and after an additional 10-yard penalty the Titans began with field possession at the Pittsburgh 25-yard line. RB **Jeremy McNichols** contributed an 11-yard catch as QB **Ryan Tannehill** ultimately ran in a one-yard touchdown for a 7-0 lead. On the next offensive series, Tennessee began the drive at their own 47-yard line. First-down contributions from WR **Nick Westbrook-Ikhine**, RB **D'Onta Foreman**, and from Tannehill allowed K **Randy Bullock** to convert a 26-yard field goal as the Titans took a 10-0 lead.

In the second quarter, Pittsburgh got on the board after capitalizing on a Titans turnover. Tannehill connected on a pass with TE **Anthony Firkser**, but Steelers CB **Arthur Maulet** forced a fumble and the ball was recovered by Steelers S **Minkah Fitzpatrick**. Pittsburgh took over at the Tennessee 36-yard line, and ultimately converted a 36-yard field goal to make it 10-3.

On the ensuing Titans possession, Tennessee constructed a season-high 19-play scoring drive that consumed over 10 minutes of clock. Foreman racked up 36 scrimmage yards, while WR **Cody Hollister**, McNichols, and Firkser all contributed first-down catches. The drive culminated in a 32-yard field goal, as Tennessee went ahead, 13-3.

Pittsburgh scored 16 points in the second half of the contest to pull ahead of the Titans. In the third quarter, Steelers QB **Ben Roethlisberger** engineered a 63-yard scoring drive. Facing a third-and-goal at the Tennessee one-yard line, Roethlisberger rushed the ball into the end zone to inch the score closer, 13-10 Tennessee. Later in the third quarter, Pittsburgh tied the score after capitalizing on another Titans turnover. WR **Racey McMath** caught a pass from Tannehill, but Steelers CB **Cameron Sutton** forced a fumble which was recovered by Steelers **CB Joe Haden**. Pittsburgh took possession of the ball at the Tennessee 41-yard line, as Steelers K **Chris Boswell** converted a 28-yard field goal to knot the score, 13-13.

On the ensuing Titans possession, Tannehill's pass was intercepted by Schobert and

returned 24 yards to the Tennessee 31-yard line. However, the Titans defense forced Pittsburgh to settle for a field goal, with help from a third-down sack by DL **Denico Autry**. The Steelers converted a 46-yard kick to take the lead, 16-13.

Later in the fourth quarter, trailing by three points, Tannehill fumbled the ball on the quarterback-center exchange and it was recovered by Steelers LB **T.J. Watt** at the Tennessee 35-yard line. Boswell connected on a 48-yard field goal to put Pittsburgh ahead, 19-13. Despite late-game efforts to mount a comeback, Tennessee was unable to do so and fell to the Steelers on the road.

SCORING

	1	2	3	4	Final
Tennessee	10	3	0	0	13
Pittsburgh	0	3	7	9	19

TEAM	SCORING PLAY	TIME
Titans	R.Tannehill 1 yd. run (R.Bullock kick)	1-7:41
Titans	R.Bullock 26 yd. Field Goal	1-1:13
Steelers	C.Boswell 36 yd. Field Goal	2-10:35
Titans	R.Bullock 32 yd. Field Goal	2-0:18
Steelers	B.Roethlisberger 1 yd. run (C.Boswell kick)	3-3:08
Steelers	C.Boswell 28 yd. Field Goal	4-13:24
Steelers	C.Boswell 46 yd. Field Goal	4-7:20
Steelers	C.Boswell 48 yd. Field Goal	4-4:29

Missed FGs: C. Boswell 56SH

Attendance: 59,521

Time of Game: 3:09

Weather: 34°, Cloudy, Wind N 10 mph

Referee: Brad Rogers



TEAM STATISTICS

	Titans	Steelers
TOTAL FIRST DOWNS	22	12
THIRD DOWN EFFICIENCY	8-18-44.4%	2-11-18.2%
FOURTH DOWN EFFICIENCY	1-2-50.0%	0-0-0.0%
TOTAL NET YARDS	318	168
Plays - Avg.	78-4.1	45-3.7
NET YARDS RUSHING	201	35
Rushes - Avg.	42-4.8	17-2.1
NET YARDS PASSING	117	133
Sacks - Yards Lost	4-36	3-15
PASS ATT-COMP-INT	32-23-1	25-16-0
PUNTS - Avg.	3-47.7	5-39.8
Net Punting Average	34.7	30.2
PUNT RETURNS - Yards	2-48	3-39
KICKOFF RETURNS - Yards	2-40	2-38
INTERCEPTIONS - Yards	0-0	1-23
PENALTIES Number and Yards	7-68	5-30
FUMBLES Number and Lost	5-3	0-0
TOUCHDOWNS	1	1
EXTRA POINTS Made-Attempts	1-1	1-1
RED ZONE EFFICIENCY	1-4-25%	1-3-33%
GOAL TO GO EFFICIENCY	1-2-50%	1-1-100%
SAFETIES	0	0
GIVEAWAYS	4	0
TAKEAWAYS	0	4
TIME OF POSSESSION	39:08	20:52

TITANS STARTERS

OFFENSE		DEFENSE	
WR 2	J.Jones	DT 95	K.Peko
TE 85	M.Pruitt	NT 90	N.Jones
LT 77	T.Lewan	DT 98	J.Simmons
LG 62	A.Brewer	OLB 58	H.Landry
C 60	B.Jones	OLB 48	B.Dupree
RG 64	N.Davis	ILB 54	R.Evans
RT 72	D.Quessenberry	LB 41	Z.Cunningham
TE 87	G.Swaim	CB 26	K.Fulton
WR 15	N.Westbrook-Ikhine	CB 38	B.Skrine
QB 17	R.Tannehill	S 31	K.Byard
RB 40	D.Hilliard	S 37	A.Hooker

STEELERS STARTERS

OFFENSE		DEFENSE	
WR 18	D.Johnson	DT 97	C.Heyward
WR 11	C.Claypool	DE 95	C.Wormley
LT 65	D.Moore	NT 99	H.Mondeaux
LG 77	J.Legluie	LOLB 90	T.Watt
C 53	K.Green	LILB 55	D.Bush
RG 51	T.Turner	RILB 93	J.Schobert
RT 76	C.Okorafor	ROLB 56	A.Highsmith
TE 81	Z.Gentry	LCB 23	J.Haden
TE 88	P.Freiermuth	RCB 20	C.Sutton
QB 7	B.Roethlisberger	SS 34	Te.Edmunds
RB 22	N.Harris	FS 39	M.Fitzpatrick

TITANS INDIVIDUAL STATISTICS

Rushing	Att	Yds	Avg	Lg	TD
D.Foreman	22	108	4.9	20	0
D.Hilliard	9	49	5.4	15	0
J.McNichols	6	26	4.3	9	0
R.Tannehill	5	18	3.6	11	1
Total	42	201	4.8	20	1

Passing	Att	Cmp	Yds	TD	Lg	IN	Rt
R.Tannehill	32	23	153	0	18	1	68.9
Total	32	23	153	0	18	1	68.9

Receiving	No	Yds	Avg	Lg	TD
N.Westbrook-Ikhine	4	32	8.0	12	0
C.Rogers	4	30	7.5	13	0
D.Hilliard	4	10	2.5	5	0
J.McNichols	3	25	8.3	11	0
D.Foreman	2	27	13.5	18	0
A.Firkser	2	19	9.5	11	0
G.Swaim	1	5	5.0	5	0
C.Hollister	1	5	5.0	5	0
M.Pruitt	1	1	1.0	1	0
R.McMath	1	-1	-1.0	-1	0
Total	23	153	6.7	18	0

Interceptions	No	Yds	Avg	Lg	TD
None					

Leading Tacklers (Press Box Totals)
Z. Cunningham 6-4-2; R. Evans 5-3-2

Sacks
N. Jones 1; B. Dupree 1; D. Autry 1
FF: None
FR: None

STEELERS INDIVIDUAL STATISTICS

Rushing	Att	Yds	Avg	Lg	TD
N.Harris	12	18	1.5	7	0
D.Johnson	1	10	10.0	10	0
C.Claypool	1	7	7.0	7	0
B.Roethlisberger	3	0	0.0	1	1
Total	17	35	2.1	10	1

Passing	Att	Cmp	Yds	TD	Lg	IN	Rt
B.Roethlisberger	25	16	148	0	19	0	80.1
Total	25	16	148	0	19	0	80.1

Receiving	No	Yds	Avg	Lg	TD
D.Johnson	5	38	7.6	16	0
P.Freiermuth	4	37	9.3	14	0
J.Washington	3	36	12.0	19	0
N.Harris	2	8	4.0	5	0
Z.Gentry	1	17	17.0	17	0
R.McCloud	1	0	0.0	0	0
C.Claypool	0	12	0.0	12	0
Total	16	148	9.3	19	0

Interceptions	No	Yds	Avg	Lg	TD
J.Schobert	1	23	23.0	23	0
Total	1	23	23.0	23	0

Leading Tacklers (Press Box Totals)
M. Fitzpatrick 14-12-2; Te. Edmunds 10-7-3; J. Schobert 7-4-3

Sacks
T. Watt 1.5; C. Wormley 1; D. Tuszka 1; C. Heyward 0.5
FF: A. Maulet 1; C. Sutton 1; D. Tuszka 1
FR: M. Fitzpatrick 1; T. Watt 1; J. Haden 1

2021 TITANS GAME-BY-GAME SUMMARIES



Week 16: Titans 20, 49ers 17 Thursday, Dec. 23, 2021 • 7:20 p.m. CT • Nissan Stadium



In Week 16 of the 2021 season, the Titans hosted the San Francisco 49ers on Thursday Night Football and won by a score of 20-17. WR **A.J. Brown** returned to the lineup and led the team with a career-best 11 receptions for 145 yards and a touchdown, while the defense recorded two takeaways on interceptions.

San Francisco jumped out to an early 10-0 lead in the first half. On their opening possession, 49ers QB **Jimmy Garoppolo** led his team on a nine-play, 75-yard scoring drive that featured first-down receptions by 49ers WRs **Deebo Samuel** and **Brandon Aiyuk**. The drive culminated in a one-yard rushing score by 49ers RB **Jeff Wilson Jr.** for a 7-0 advantage.

In the second quarter San Francisco added an 11-play scoring drive that included 22 total yards by Wilson. However, the Tennessee defense forced the 49ers to settle for a 48-yard field goal to make it 10-0, San Francisco.

The Titans opened up the second half with a 13-play scoring drive to get on the board. On third-and-15, QB **Ryan Tannehill** connected with WR **Nick Westbrook-Ikhine** for a 24-yard first down pass, and Tannehill also hit Brown for two first downs that totaled 31 yards. Ultimately K **Randy Bullock** converted a 38-yard field goal to make it 10-3. On the first play of the ensuing San Francisco possession, S **Amani Hooker** picked off Garoppolo and returned the ball 21 yards to the 49ers 18-yard line. RB **Jeremy McNichols** then moved the ball 15 yards on two carries before RB **D'Onta Foreman** rushed in a three-yard touchdown to tie the game, 10-10.

After forcing San Francisco to turn the ball over on downs at Tennessee's 41-yard line, the Titans strung together another scoring drive that included a 42-yard bomb from Tannehill to Brown on third-and-23. The possession culminated in an 18-yard touchdown by Brown, as the Titans pulled ahead 17-10.

Later in the fourth quarter, the 49ers tied the game on a scoring drive that featured a field-flipping 56-yard pass from Garoppolo to Samuel. With just under three minutes remaining in regulation, Garoppolo connected with Aiyuk for a two-yard score that tied

the game, 17-17.

Tennessee's offense took possession of the ball, beginning the drive at their own 25-yard line and in need of a score. Tannehill contributed a 23-yard rush to help drive the Titans into 49ers territory. With four seconds remaining in regulation, Bullock successfully kicked a 44-yard game-winner as the Titans sealed a 20-17 home primetime victory.

SCORING

	1	2	3	4	Final
San Francisco	7	3	0	7	17
Tennessee	0	0	10	10	20

TEAM	SCORING PLAY	TIME
49ers	J.Wilson 1 yd. run (R.Gould kick)	1-9:57
49ers	R.Gould 48 yd. Field Goal	2-8:31
Titans	R.Bullock 38 yd. Field Goal	3-8:45
Titans	D.Foreman 3 yd. run (R.Bullock kick)	3-7:13
Titans	A.Brown 18 yd. pass from R.Tannehill (R.Bullock kick)	4-13:02
49ers	B.Aiyuk 2 yd. pass from J.Garoppolo (R.Gould kick)	4-2:20
Titans	R.Bullock 44 yd. Field Goal	4-0:04

Missed FGs: None

Attendance: 69,361

Time of Game: 3:50

Weather: 54°, Clear, Wind S 6 mph

Referee: Shawn Hochuli



TEAM STATISTICS

	49ers	Titans
TOTAL FIRST DOWNS	22	16
THIRD DOWN EFFICIENCY	3-8-37.5%	9-16-56.3%
FOURTH DOWN EFFICIENCY	1-2-50.0%	0-0-0.0%
TOTAL NET YARDS	389	278
Plays - Avg.	58-6.7	58-4.8
NET YARDS RUSHING	83	90
Rushes - Avg.	21-4.0	24-3.8
NET YARDS PASSING	306	188
Sacks - Yards Lost	2-16	4-21
PASS ATT-COMP-INT	35-26-2	30-22-0
PUNTS - Avg.	2-35.0	5-46.0
Net Punting Average	35.0	39.6
PUNT RETURNS - Yards	1-12	0-0
KICKOFF RETURNS - Yards	0-0	2-57
INTERCEPTIONS - Yards	0-0	2-21
PENALTIES Number and Yards	5-41	6-57
FUMBLES Number and Lost	3-0	0-0
TOUCHDOWNS	2	2
EXTRA POINTS Made-Attempts	2-2	2-2
RED ZONE EFFICIENCY	2-4-50%	2-2-100%
GOAL TO GO EFFICIENCY	2-3-67%	1-1-100%
SAFETIES	0	0
GIVEAWAYS	2	0
TAKEAWAYS	0	2
TIME OF POSSESSION	30:31	29:29

49ERS STARTERS

OFFENSE		DEFENSE	
WR 11	B.Aiyuk	LDE 56	S.Ebukam
TE 85	G.Kittle	LDT 91	A.Armstead
LT 71	T.Williams	RDT 93	D.Jones
LG 75	L.Tomlinson	RDE 97	N.Bosa
C 50	A.Mack	SAM 51	A.Al-Shaair
RG 60	D.Brunskill	MIKE 54	F.Warner
RT 66	T.Compton	WILL 36	M.Harris
WR 19	D.Samuel	LCB 20	A.Thomas
QB 10	J.Garoppolo	RCB 26	J.Norman
FB 44	K.Juszczyk	FS 1	J.Ward
RB 22	J.Wilson	SS 3	J.Tartt

TITANS STARTERS

OFFENSE		DEFENSE	
WR 11	A.Brown	DT 93	T.Tart
WR 2	J.Jones	NT 90	N.Jones
LT 75	D.Radunz	DT 98	J.Simmons
LG 62	A.Brewer	OLB 58	H.Landry
C 60	B.Jones	OLB 48	B.Dupree
RG 64	N.Davis	ILB 54	R.Evans
RT 72	D.Quessenberry	LB 41	Z.Cunningham
TE 87	G.Swaim	CB 26	K.Fulton
TE 85	M.Pruitt	CB 38	B.Skrine
QB 17	R.Tannehill	S 31	K.Byard
RB 40	D.Hilliard	S 37	A.Hooker

49ERS INDIVIDUAL STATISTICS

Rushing	Att	Yds	Avg	Lg	TD
J.Wilson	14	45	3.2	9	1
D.Samuel	5	32	6.4	12	0
J.Hasty	1	3	3.0	3	0
J.Garoppolo	1	3	3.0	3	0
Total	21	83	4.0	12	1

Passing	Att	Cmp	Yds	TD	Lg	IN	Rt
J.Garoppolo	35	26	322	1	56	2	88.0
Total	35	26	322	1	56	2	88.0

Receiving	No	Yds	Avg	Lg	TD
D.Samuel	9	159	17.7	56	0
B.Aiyuk	4	40	10.0	17	1
K.Juszczyk	3	45	15.0	26	0
J.Hasty	3	26	8.7	12	0
J.Wilson	3	12	4.0	11	0
G.Kittle	2	21	10.5	16	0
J.Jennings	2	19	9.5	11	0
Total	26	322	12.4	56	1

Interceptions	No	Yds	Avg	Lg	TD
None					

Leading Tacklers (Press Box Totals)

F. Warner 6-5-1; J. Tartt 6-5-1; A. Al-Shaair 6-1-5

Sacks: S. Ebukam 1.5; K. Street 1; J. Willis 1; A. Al-Shaair 0.5

FF: None

FR: None

TITANS INDIVIDUAL STATISTICS

Rushing	Att	Yds	Avg	Lg	TD
J.McNichols	7	31	4.4	10	0
R.Tannehill	3	22	7.3	23	0
D.Hilliard	5	20	4.0	9	0
D.Foreman	9	17	1.9	8	1
Total	24	90	3.8	23	1

Passing	Att	Cmp	Yds	TD	Lg	IN	Rt
R.Tannehill	29	22	209	1	42	0	106.8
A.Brown	1	0	0	0	0	0	39.6
Total	30	22	209	1	42	0	103.3

Receiving	No	Yds	Avg	Lg	TD
A.Brown	11	145	13.2	42	1
G.Swaim	3	10	3.3	6	0
N.Westbrook-Ikhine	2	38	19.0	24	0
D.Hilliard	2	-6	-3.0	2	0
A.Firker	1	13	13.0	13	0
J.Jones	1	7	7.0	7	0
C.Rogers	1	3	3.0	3	0
K.Blasingame	1	-1	-1.0	-1	0
Total	22	209	9.5	42	1

Interceptions	No	Yds	Avg	Lg	TD
A.Hooker	1	21	21.0	21	0
J.Jenkins	1	0	0.0	0	0
Total	2	21	10.5	21	0

Leading Tacklers (Press Box Totals)

R. Evans 7-5-2; B. Skrine 7-4-3; K. Byard 6-4-2

Sacks: B. Dupree 1; D. Autry 1

FF: R. Evans 1; K. Byard 1

FR: None

2021 TITANS GAME-BY-GAME SUMMARIES



Week 17: Titans 34, Dolphins 3
Sunday, Jan. 2, 2022 • 12:00 p.m. CT • Nissan Stadium



In Week 17 of the regular season, the Titans secured the AFC South crown for the second consecutive year after hosting the Miami Dolphins and winning by a score of 34-3. It marked the organization's first back-to-back division titles since the Oilers won the first three AFL Eastern Division titles from 1960 to 1962.

Tennessee got on the board in the first quarter with an eight-play scoring drive that began at the Miami 43-yard line. The possession featured a 25-yard pass from QB **Ryan Tannehill** to WR **A.J. Brown** on second-and-15, a fourth-down quarterback sneak by Tannehill to keep the chains moving, and a 14-yard carry by RB **D'Onta Foreman** that gave the Titans a first down at the Miami one-yard line. Ultimately, Tannehill connected with TE **Geoff Swaim** in the end zone for a one-yard touchdown and a 7-0 lead. On the ensuing Miami possession, Dolphins QB **Tua Tagovailoa** fumbled the ball and it was recovered by CB **Elijah Molden** at the Miami 14-yard line. Tennessee capitalized on the turnover as K **Randy Bullock** tacked on a 23-yard field goal to extend the lead, 10-0.

Later in the second quarter, Miami recorded their lone score of the day as a 10-play possession culminated in a 39-yard field goal by Dolphins K **Jason Sanders**, 10-3.

However, on the following drive Tennessee replied with another score. Foreman accounted for five carries for 40 yards and one touchdown on the possession, and his 21-yard rushing score put the Titans ahead, 17-3.

The Titans tacked on 17 points in the fourth quarter, registering a touchdown, field goal, and another touchdown on three consecutive offensive series. First, on a five-play drive, Foreman helped move the sticks by taking a direct snap and rushing for 35 yards. Ultimately, Tannehill tossed a 15-yard touchdown to TE **Anthony Firkser**, 24-3. Next, the Titans punted on fourth down, but Miami was called for roughing the kicker which provided a fresh set of downs for Tennessee. The Titans capitalized with a 44-yard field goal by Bullock, 27-3. Lastly, Tagovailoa threw an interception to LB **David Long Jr.**, who gave the offense the ball back at the Miami 38-yard line. RB **Dontrell Hilliard** tacked on a 39-yard rushing score as the Titans sealed their second consecutive AFC South title with a 34-3 home victory over the Dolphins.

SCORING

	1	2	3	4	Final
Miami	0	3	0	0	3
Tennessee	7	10	0	17	34

TEAM	SCORING PLAY	TIME
Titans	G.Swaim 1 yd. pass from R.Tannehill (R.Bullock kick)	1-1:24
Titans	R.Bullock 23 yd. Field Goal	2-14:15
Dolphins	J.Sanders 39 yd. Field Goal	2-9:43
Titans	D.Foreman 21 yd. run (R.Bullock kick)	2-3:18
Titans	A.Firkser 15 yd. pass from R.Tannehill (R.Bullock kick)	4-7:42
Titans	R.Bullock 44 yd. Field Goal	4-2:58
Titans	D.Hilliard 39 yd. run (R.Bullock kick)	4-1:53

Missed FGs: J. Sanders 53CR

Attendance: 69,091

Time of Game: 2:59

Weather: 36°, Cloudy, Wind N 11 mph

Referee: Shawn Smith



TEAM STATISTICS

	Dolphins	Titans
TOTAL FIRST DOWNS	16	17
THIRD DOWN EFFICIENCY	3-12-25.0%	7-15-46.7%
FOURTH DOWN EFFICIENCY	1-3-33.3%	1-1-100.0%
TOTAL NET YARDS	256	308
Plays - Avg.	59-4.3	59-5.2
NET YARDS RUSHING	74	198
Rushes - Avg.	16-4.6	40-5.0
NET YARDS PASSING	182	110
Sacks - Yards Lost	4-23	1-10
PASS ATT-COMP-INT	39-18-1	18-13-0
PUNTS - Avg.	4-36.8	4-44.3
Net Punting Average	29.8	40.5
PUNT RETURNS - Yards	2-15	3-28
KICKOFF RETURNS - Yards	2-34	1-24
INTERCEPTIONS - Yards	0-0	1-0
PENALTIES Number and Yards	5-55	6-70
FUMBLES Number and Lost	4-1	1-0
TOUCHDOWNS	0	4
EXTRA POINTS Made-Attempts	0-0	4-4
RED ZONE EFFICIENCY	0-0-0%	2-3-67%
GOAL TO GO EFFICIENCY	0-0-0%	1-1-100%
SAFETIES	0	0
GIVEAWAYS	2	0
TAKEAWAYS	0	2
TIME OF POSSESSION	26:48	33:12

DOLPHINS STARTERS

OFFENSE		DEFENSE	
WR 11	D.Parker	DT 92	Z.Sieler
TE 81	D.Smythe	DL 91	E.Ogbah
LT 74	L.Eichenberg	NT 98	R.Davis
LG 73	A.Jackson	DL 94	C.Wilkins
C 63	M.Deiter	LB 55	J.Baker
RG 68	R.Hunt	LB 52	E.Roberts
RT 77	J.Davis	LB 43	A.Van Ginkel
WR 87	I.Ford	CB 24	By.Jones
WR 17	J.Waddle	CB 25	X.Howard
QB 1	T.Tagovailoa	S 29	Br.Jones
RB 28	D.Johnson	S 8	J.Holland

TITANS STARTERS

OFFENSE		DEFENSE	
WR 15	N.Westbrook-Ikhine	NT 90	N.Jones
TE 85	M.Pruitt	DT 98	J.Simmons
TE 87	G.Swaim	OLB 58	H.Landry
LT 77	T.Lewan	OLB 48	B.Dupree
LG 76	R.Saffold	ILB 54	R.Evans
C 60	B.Jones	LB 41	Z.Cunningham
RG 64	N.Davis	CB 26	K.Fulton
RT 72	D.Quessenberry	CB 20	J.Jenkins
WR 11	A.Brown	DB 24	E.Molden
QB 17	R.Tannehill	S 31	K.Byard
RB 40	D.Hilliard	S 37	A.Hooker

DOLPHINS INDIVIDUAL STATISTICS

Rushing	Att	Yds	Avg	Lg	TD
D.Johnson	7	49	7.0	16	0
M.Gaskin	5	23	4.6	8	0
P.Lindsay	2	1	0.5	1	0
T.Tagovailoa	2	1	0.5	1	0
Total	16	74	4.6	16	0

Passing	Att	Cmp	Yds	TD	Lg	IN	Rt
T.Tagovailoa	38	18	205	0	45	1	53.1
M.Gesicki	1	0	0	0	0	0	39.6
Total	39	18	205	0	45	1	51.8

Receiving	No	Yds	Avg	Lg	TD
M.Gesicki	4	51	12.8	15	0
D.Parker	4	46	11.5	20	0
J.Waddle	3	47	15.7	45	0
D.Smythe	3	37	12.3	21	0
D.Johnson	2	16	8.0	10	0
P.Lindsay	1	8	8.0	8	0
I.Ford	1	0	0.0	0	0
Total	18	205	11.4	45	0

Interceptions	No	Yds	Avg	Lg	TD
None					

Leading Tacklers (Press Box Totals)

C. Wilkins 11-6-5; E. Roberts 8-5-3; Z. Sieler 8-4-4

Sacks: J. Baker 1

FF: None

FR: None

TITANS INDIVIDUAL STATISTICS

Rushing	Att	Yds	Avg	Lg	TD
D.Foreman	26	132	5.1	35	1
D.Hilliard	8	45	5.6	39	1
J.McNichols	2	14	7.0	12	0
R.Tannehill	4	7	1.8	5	0
Total	40	198	5.0	39	2

Passing	Att	Cmp	Yds	TD	Lg	IN	Rt
R.Tannehill	18	13	120	2	28	28	0127.1
Total	18	13	120	2	28	28	0127.1

Receiving	No	Yds	Avg	Lg	TD
D.Hilliard	3	33	11.0	28	0
A.Firkser	3	24	8.0	15	1
G.Swaim	3	9	3.0	5	1
A.Brown	2	41	20.5	25	0
C.Rogers	2	13	6.5	7	0
Total	13	120	9.2	28	2

Interceptions	No	Yds	Avg	Lg	TD
D.Long	1	0	0.0	0	0
Total	1	0	0.0	0	0

Leading Tacklers (Press Box Totals)

Z. Cunningham 6-4-2; A. Hooker 6-3-3; J. Jenkins 4-4-0

Sacks: D. Autry 1; H. Landry 1; K. Peko 1; Team 1

FF: K. Peko 1

FR: E. Molden 1

2021 TITANS GAME-BY-GAME SUMMARIES



Week 18: Titans 28, Texans 25 Sunday, Jan. 9, 2022 • 12:00 p.m. CT • NRG Stadium



In Week 18 of the 2021 season, the Titans traveled to Houston to face the Texans and won by a score of 28-25. In doing so, Tennessee finished the season with a 12-5 record to clinch the No. 1 seed in the AFC playoffs, providing homefield advantage and a first-round bye. QB **Ryan Tannehill** threw four touchdowns as the offense totaled 405 yards, including 124 rushing yards and 281 net passing yards.

The Titans jumped out to a 21-0 lead in the second quarter, scoring touchdowns on three consecutive possessions and never relinquishing the lead. On the first scoring possession, Tannehill completed a 19-yard pass to WR **Julio Jones**, a 17-yard toss to TE **Anthony Firkser**, and a 15-yard ball to RB **D'Onta Foreman**. Ultimately, Tannehill connected with Firkser for a five-yard touchdown pass, capping a 94-yard drive with a 7-0 lead. After forcing Houston to punt, the Tennessee offense took possession at their own 15-yard line. WR **A.J. Brown** caught three passes for 52 yards and one touchdown on the drive, as his 14-yard strike from Tannehill doubled Tennessee's lead, 14-0. Next, the Titans defense forced a three-and-out to get the ball back with under a minute remaining in the half. A pass interference call on Houston gave Tennessee a first down at the Houston four-yard line, and Tannehill quickly found WR **Nick Westbrook-Ikhine** in the end zone for a four-yard touchdown. The Titans took a 21-0 lead into halftime.

Houston got on the board in the third quarter with two scoring drives on consecutive possessions. First, a 72-yard drive was ushered along by a 20-yard pass from Texans QB **Davis Mills** to Texans RB **Rex Burkhead**, before Mills connected with Texans WR **Chris Moore** for a 28-yard touchdown on a flea-flicker, 21-7 Titans. On their next possession with Houston facing a first down at the Tennessee 15-yard line, DT **Jeffery Simmons** sacked Mills for a loss of nine. The Texans couldn't overcome the down and distance deficit and were forced to settle for a 31-yard field goal, 21-10 Titans.

In the fourth quarter, Houston tacked on another score to pull within three points of the Titans. Texans WR **Danny Amendola** caught a 37-yard pass and Texans WR **Nico Collins** added a 30-yard reception to move the sticks, before Mills connected with Amendola for a seven-yard touchdown. Houston elected to go for two, and the conversion attempt was successful as Mills connected with Amendola for an extra two points, 21-18 Titans.

However, the Titans responded on the ensuing possession with a 75-yard scoring drive that saw Tannehill acrobatically evade a third-down sack to complete a 36-yard pass to Westbrook-Ikhine and then toss a 24-yard completion to Firkser on third down. Ultimately, Tannehill threw his fourth touchdown pass of the day, as a three-yard score to Jones put the Titans ahead, 28-18.

Houston added an additional touchdown on a 26-yard pass from Mills to Amendola to make it 28-25, but Tennessee was able to control the clock for the remainder of the fourth quarter, as the Titans preserved a 28-25 road win and locked up the AFC's No. 1 seed.

SCORING

	1	2	3	4	Final
Tennessee	0	21	0	7	28
Houston	0	0	10	15	25

TEAM	SCORING PLAY	TIME
Titans	A.Firkser 5 yd. pass from R.Tannehill (R.Bullock kick)	2-7:40
Titans	A.Brown 14 yd. pass from R.Tannehill (R.Bullock kick)	2-1:34
Titans	N.Westbrook-Ikhine 4 yd. pass from R.Tannehill (R.Bullock kick)	2-0:11
Texans	C.Moore 28 yd. pass from D.Mills (K.Fairbairn kick)	3-9:46
Texans	K.Fairbairn 31 yd. Field Goal	3-2:14
Texans	D.Amendola 7 yd. pass from D.Mills (D.Mills-D.Amendola pass)	4-11:40
Titans	J.Jones 3 yd. pass from R.Tannehill (R.Bullock kick)	4-7:00
Texans	D.Amendola 26 yd. pass from D.Mills (K.Fairbairn kick)	4-4:04

Missed FGs: R. Bullock 42WL

Attendance: 66,722

Time of Game: 3:02

Weather: 73°, Cloudy, Wind WSW 7 mph

Referee: Land Clark



TEAM STATISTICS

	Titans	Texans
TOTAL FIRST DOWNS	23	18
THIRD DOWN EFFICIENCY	8-13-61.5%	4-11-36.4%
FOURTH DOWN EFFICIENCY	0-0-0.0%	1-1-100.0%
TOTAL NET YARDS	405	353
Plays - Avg.	65-6.2	56-6.3
NET YARDS RUSHING	124	64
Rushes - Avg.	32-3.9	21-3.0
NET YARDS PASSING	281	289
Sacks - Yards Lost	1-6	2-12
PASS ATT-COMP-INT	32-23-0	33-23-0
PUNTS - Avg.	4-49.3	5-42.6
Net Punting Average	43.3	38.0
PUNT RETURNS - Yards	4-23	3-24
KICKOFF RETURNS - Yards	3-58	3-58
INTERCEPTIONS - Yards	0-0	0-0
PENALTIES Number and Yards	5-42	4-65
FUMBLES Number and Lost	2-0	0-0
TOUCHDOWNS	4	3
EXTRA POINTS Made-Attempts	4-4	3-3
RED ZONE EFFICIENCY	4-4-100%	1-2-50%
GOAL TO GO EFFICIENCY	3-3-100%	1-1-100%
SAFETIES	0	0
GIVEAWAYS	0	0
TAKEAWAYS	0	0
TIME OF POSSESSION	33:34	26:26

TITANS STARTERS

OFFENSE			DEFENSE		
WR 11	A.Brown	DT 98	J.Simmons		
TE 87	G.Swaim	DT 95	K.Peko		
LT 77	T.Lewan	DL 91	L.Murchison		
LG 76	R.Saffold	OLB 58	H.Landry		
C 60	B.Jones	OLB 48	B.Dupree		
RG 64	N.Davis	LB 51	D.Long		
RT 72	D.Quessenberry	LB 41	Z.Cunningham		
WR 80	C.Rogers	CB 26	K.Fulton		
WR 2	J.Jones	CB 20	J.Jenkins		
QB 17	R.Tannehill	S 31	K.Byard		
RB 7	D.Foreman	S 37	A.Hooker		

TEXANS STARTERS

OFFENSE			DEFENSE		
WR 12	N.Collins	DE 54	J.Martin		
TE 85	P.Brown	DT 91	R.Lopez		
LT 71	T.Howard	DT 97	M.Collins		
LG 65	L.Taylor	DE 52	J.Greenard		
C 68	J.Britt	MLB 58	C.Kirksey		
RG 64	J.McCray	SLB 51	K.Grugier-Hill		
RT 67	C.Heck	CB 1	L.Johnson		
TE 83	A.Auclair	CB 37	T.Thomas		
WR 13	B.Cooks	CB 25	D.King		
QB 10	D.Mills	S 23	E.Murray		
RB 28	R.Burkhead	S 8	T.Brooks		

TITANS INDIVIDUAL STATISTICS

Rushing	Att	Yds	Avg	Lg	TD
D.Foreman	21	69	3.3	16	0
D.Hilliard	9	57	6.3	16	0
R.Tannehill	2	-2	-1.0	-1	0
Total	32	124	3.9	16	0

Passing	Att	Cmp	Yds	TD	Lg	IN	Rt
R.Tannehill	32	23	287	4	36	0	138.9
Total	32	23	287	4	36	0	138.9

Receiving	No	Yds	Avg	Lg	TD
J.Jones	5	58	11.6	19	1
N.Westbrook-Ikhine	4	78	19.5	36	1
A.Brown	4	68	17.0	24	1
A.Firkser	4	56	14.0	24	1
C.Rogers	2	4	2.0	4	0
D.Foreman	1	15	15.0	15	0
K.Blasingame	1	5	5.0	5	0
G.Swaim	1	2	2.0	2	0
D.Hilliard	1	1	1.0	1	0
Total	23	287	12.5	36	4

Interceptions	No	Yds	Avg	Lg	TD
None					

Leading Tacklers (Press Box Totals)
Z. Cunningham 9-6-3; E. Molden 6-6-0; D. Long 6-3-3

Sacks: K. Peko 1; J. Simmons 1
FF: None
FR: None

TEXANS INDIVIDUAL STATISTICS

Rushing	Att	Yds	Avg	Lg	TD
D.Johnson	5	28	5.6	15	0
R.Burkhead	12	24	2.0	6	0
D.Mills	4	12	3.0	11	0
Total	21	64	3.0	15	0

Passing	Att	Cmp	Yds	TD	Lg	IN	Rt
D.Mills	33	23	301	3	37	0	128.5
Total	33	23	301	3	37	0	128.5

Receiving	No	Yds	Avg	Lg	TD
D.Amendola	7	113	16.1	37	2
N.Collins	3	67	22.3	30	0
R.Burkhead	3	42	14.0	20	0
C.Moore	3	38	12.7	28	1
B.Cooks	3	26	8.7	25	0
D.Johnson	3	8	2.7	7	0
A.Auclair	1	7	7.0	7	0
Total	23	301	13.1	37	3

Interceptions	No	Yds	Avg	Lg	TD
None					

Leading Tacklers (Press Box Totals)
T. Brooks 8-6-2; C. Kirksey 8-4-4; T. Thomas 7-5-2; K. Grugier-Hill 7-5-2

Sacks: M. Collins 1
FF: None
FR: None

2021 TITANS GAME-BY-GAME SUMMARIES



Divisional Round: Titans 16, Bengals 19 Saturday, Jan. 22, 2022 • 3:30 p.m. CT • Nissan Stadium



In the Divisional Round of the 2021 playoffs, the Titans hosted the Cincinnati Bengals and lost by a score of 19-16. Despite the Titans defense tallying a NFL postseason record nine sacks, and limiting the Bengals offense to 64 rushing yards on 18 attempts, Cincinnati's game-winning field goal as time expired proved to be the difference as Tennessee was handed a home playoff loss.

On the first play of the contest, QB **Ryan Tannehill's** pass was intercepted by Bengals S **Jessie Bates III** to give Cincinnati possession at the Tennessee 42-yard line. Tennessee's defense was able to hold the Bengals to a field goal, as a 38-yard kick gave Cincinnati an early 3-0 lead. Later in the first quarter, the Bengals doubled their lead with a six play, 61-yard scoring drive that featured a 57-yard pass from Bengals QB **Joe Burrow** to Bengals WR **Ja'Marr Chase**. Cincinnati was again forced to settle for a field goal as Bengals K **Evan McPherson** tacked on a 45-yarder, 6-0.

Tennessee tied the score in the second quarter with a nine play, 84-yard scoring possession. Tannehill connected with WR **A.J. Brown** for a 41-yard bomb on the first play of the drive, and WR **Julio Jones** contributed a 13-yard catch to give the Titans a first down in the red zone. Then, while in the Wildcat formation, RB **Derrick Henry** took the direct snap and ran in a three-yard touchdown. However, Cincinnati was penalized for having 12 men on the field for the extra point, and the Titans elected to enforce the opportunity to go for a two-point conversion. Henry's carry was short of the goal line, 6-6.

On the ensuing Bengals possession, facing a third-and-14 at the Tennessee 24-yard line, Burrow was sacked by DT **Jeffery Simmons** for a loss of 12. Cincinnati was forced to kick a 54-yard field goal to make it 9-6 heading into halftime.

Cincinnati pulled ahead in the third quarter on the Bengals' lone touchdown score of the day. Burrow connected with Bengals WR **Tee Higgins** for a 12-yard pass, and Bengals RB **Joe Mixon** accounted for 41 total yards, including a 16-yard rushing touchdown that made it 16-6, Cincinnati.

Later in the third quarter, Tennessee constructed two scoring drives on consecutive possessions to tie the score. First, with help from a 40-yard pass from Tannehill to Brown, K **Randy Bullock** was able to convert a 34-yard field goal to make it 16-9,

Bengals. Next, as Cincinnati took the field, S **Amani Hooker** intercepted Burrow on the first play of the drive to give Tennessee possession at the Bengals 27-yard line. Tannehill connected with Brown for a 33-yard touchdown, as the Titans tied the score 16-16.

With under a minute remaining in regulation, as the Titans were driving, Tannehill's pass was intercepted by Bengals LB **Logan Wilson** at the Cincinnati 47-yard line. Burrow quickly moved the ball with a 19-yard pass to Chase. With four seconds remaining, McPherson successfully kicked a 52-yard field goal to seal a victory by a final score of 19-16.

SCORING

	1	2	3	4	Final
Cincinnati	6	3	7	3	19
Tennessee	0	6	10	0	16

TEAM	SCORING PLAY	TIME
Bengals	E.McPherson 38 yd. Field Goal	1-12:03
Bengals	E.McPherson 45 yd. Field Goal	1-2:11
Titans	D.Henry 3 yd. run (run failed)	2-6:07
Bengals	E.McPherson 54 yd. Field Goal	2-1:35
Bengals	J.Mixon 16 yd. run (E.McPherson kick)	3-9:34
Titans	R.Bullock 34 yd. Field Goal	3-1:36
Titans	A.Brown 33 yd. pass from R.Tannehill (R.Bullock kick)	3-0:15
Bengals	E.McPherson 52 yd. Field Goal	4-0:00

Missed FGs: None

Attendance: 69,242

Time of Game: 2:59

Weather: 34°, Sunny, Wind 0 mph

Referee: Clete Blakeman



TEAM STATISTICS

	Bengals	Titans
TOTAL FIRST DOWNS	17	16
THIRD DOWN EFFICIENCY	7-15-46.7%	1-8-12.5%
FOURTH DOWN EFFICIENCY	0-0-0.0%	0-1-0.0%
TOTAL NET YARDS	345	353
Plays - Avg.	64-5.4	52-6.8
NET YARDS RUSHING	65	140
Rushes - Avg.	18-3.6	27-5.2
NET YARDS PASSING	280	213
Sacks - Yards Lost	9-68	1-7
PASS ATT-COMP-INT	37-28-1	24-15-3
PUNTS - Avg.	5-40.6	4-41.5
Net Punting Average	39.6	41.5
PUNT RETURNS - Yards	0-0	3-5
KICKOFF RETURNS - Yards	3-82	1-26
INTERCEPTIONS - Yards	3-19	1-15
PENALTIES Number and Yards	6-46	2-15
FUMBLES Number and Lost	0-0	0-0
TOUCHDOWNS	1	2
EXTRA POINTS Made-Attempts	1-1	1-2
RED ZONE EFFICIENCY	1-2-50%	1-3-33%
GOAL TO GO EFFICIENCY	0-0-0%	1-2-50%
SAFETIES	0	0
GIVEAWAYS	1	3
TAKEAWAYS	3	1
TIME OF POSSESSION	33:25	26:35

BENGALS STARTERS

OFFENSE		DEFENSE	
WR 85	T.Higgins	LDE 94	S.Hubbard
TE 87	C.Uzomah	DT 68	J.Tupou
LT 73	J.Williams	NT 98	D.Reader
LG 67	Q.Spain	DT 92	B.Hill
C 66	T.Hopkins	RDE 91	T.Hendrickson
RG 77	H.Adeniji	LB 55	L.Wilson
RT 75	I.Prince	LB 57	G.Pratt
WR 83	T.Boyd	CB 20	E.Apple
WR 1	J.Chase	CB 22	C.Awuzie
QB 9	J.Burrow	S 24	V.Bell
HB 28	J.Mixon	S 30	J.Bates III

TITANS STARTERS

OFFENSE		DEFENSE	
TE 83	R.Izzo	DT 98	J.Simmons
TE 87	G.Swaim	DT 90	N.Jones
LT 77	T.Lewan	DL 96	D.Autry
LG 76	R.Saffold	OLB 58	H.Landry
C 60	B.Jones	LB 51	D.Long
RG 64	N.Davis	LB 41	Z.Cunningham
RT 72	D.Quessenberry	CB 26	K.Fulton
WR 11	A.Brown	CB 24	E.Molden
WR 2	J.Jones	CB 20	J.Jenkins
QB 17	R.Tannehill	S 31	K.Byard
RB 22	D.Henry	S 37	A.Hooker

BENGALS INDIVIDUAL STATISTICS

Rushing	Att	Yds	Avg	Lg	TD
J.Mixon	14	54	3.9	16	1
J.Burrow	2	5	2.5	7	0
C.Evans	1	4	4.0	4	0
J.Chase	1	2	2.0	2	0
Total	18	65	3.6	16	1

Passing	Att	Cmp	Yds	TD	Lg	IN	Rt
J.Burrow	37	28	348	0	57	1	93.1
Total	37	28	348	0	57	1	93.1

Receiving	No	Yds	Avg	Lg	TD
T.Higgins	7	96	13.7	22	0
C.Uzomah	7	71	10.1	32	0
J.Mixon	6	51	8.5	21	0
J.Chase	5	109	21.8	57	0
T.Boyd	2	17	8.5	10	0
S.Perine	1	4	4.0	4	0
Total	28	348	12.4	57	0

Interceptions	No	Yds	Avg	Lg	TD
M.Hilton	1	19	19.0	19	0
J.Bates III	1	0	0.0	0	0
L.Wilson	1	0	0.0	0	0
Total	3	19	6.3	19	0

Leading Tacklers (Press Box Totals)

L. Wilson 8-6-2; V. Bell 6-5-1; D. Reader 6-5-1

Sacks: V. Bell 1

FF: None

FR: None

TITANS INDIVIDUAL STATISTICS

Rushing	Att	Yds	Avg	Lg	TD
D.Foreman	4	66	16.5	45	0
D.Henry	20	62	3.1	9	1
R.Tannehill	3	12	4.0	8	0
Total	27	140	5.2	45	1

Passing	Att	Cmp	Yds	TD	Lg	IN	Rt
R.Tannehill	24	15	220	1	41	3	66.7
Total	24	15	220	1	41	3	66.7

Receiving	No	Yds	Avg	Lg	TD
J.Jones	6	62	10.3	16	0
A.Brown	5	142	28.4	41	1
D.Hilliard	3	13	4.3	5	0
C.Rogers	1	3	3.0	3	0
Total	15	220	14.7	41	1

Interceptions	No	Yds	Avg	Lg	TD
A.Hooker	1	15	15.0	15	0
Total	1	15	15.0	15	0

Leading Tacklers (Press Box Totals)

Z. Cunningham 10-8-2; J. Simmons 8-7-1; D. Long 8-6-2

Sacks: J. Simmons 3; D. Autry 1.5; H. Landry 1.5; B. Dupree 1; D. Long 1; N. Jones 0.5; K. Peko 0.5

FF: None

FR: None



TENNESSEE
TITANS

MISCELLANEOUS STATISTICS

TENNESSEE TITANS RECORD WHEN ...

	2021		2020		2019		2018		2017		2016		2015		2014		2013		2012		10-YR. TOTAL		
	W	L	W	L	W	L	W	L	W	L	W	L	W	L	W	L	W	L	W	L	W	L	Pct.
Overall Record	12	5	11	5	9	7	9	7	9	7	9	7	3	13	2	14	7	9	6	10	77	84	0.478
Home	7	2	5	3	4	4	6	2	6	2	5	3	1	7	1	7	3	5	4	4	42	39	0.519
Away	5	3	6	2	5	3	3	5	3	5	4	4	2	6	1	7	4	4	2	6	35	45	0.438
By Month																							
September	2	1	3	0	2	2	3	1	2	1	1	2	1	2	1	3	3	1	1	3	19	16	0.543
October	4	1	2	1	2	2	0	3	2	2	3	2	0	3	1	3	0	3	2	2	16	22	0.421
November	2	2	3	2	2	1	2	2	3	1	2	2	1	4	0	4	2	2	1	2	18	22	0.450
December	2	1	2	2	3	2	4	1	2	3	2	1	1	3	0	4	2	3	2	3	20	23	0.465
January	2	0	1	0	0	0	0	0	0	0	1	0	0	1	0	0	0	0	0	0	4	1	0.800
vs. AFC	8	4	8	4	7	5	5	7	8	4	6	6	1	11	2	10	6	6	5	7	56	64	0.467
South	5	1	5	1	3	3	3	3	5	1	2	4	1	5	1	5	2	4	1	5	28	32	0.467
East	2	2	1	0	0	1	2	2	0	1	1	0	0	4	0	1	1	0	3	1	10	12	0.455
West	1	0	1	0	3	1	0	1	0	1	2	2	0	1	1	0	2	2	0	1	10	9	0.526
North	0	1	1	3	1	0	0	1	3	1	1	0	0	1	0	4	1	0	1	0	8	11	0.421
vs. NFC	4	1	3	1	2	2	4	0	1	3	3	1	2	2	0	4	1	3	1	3	21	20	0.512
South	1	0	0	0	2	2	0	0	0	0	0	0	2	2	0	0	0	0	0	0	5	4	0.556
East	0	0	0	0	0	0	4	0	0	0	0	0	0	0	0	4	0	0	0	0	4	4	0.500
North	0	0	3	1	0	0	0	0	0	0	3	1	0	0	0	0	0	0	1	3	7	5	0.583
West	3	1	0	0	0	0	0	0	1	3	0	0	0	0	0	0	1	3	0	0	5	7	0.417
Playing Conditions																							
On grass	8	3	8	4	6	7	7	4	8	6	8	5	2	9	2	11	6	7	5	8	60	64	0.484
On synthetic grass	4	2	3	1	3	0	2	3	1	1	1	2	1	4	0	3	1	2	1	2	17	20	0.459
Outdoors	11	5	9	5	7	7	9	5	9	6	8	5	2	11	2	14	6	7	6	7	69	72	0.489
Indoors	1	0	2	0	2	0	0	2	0	1	1	2	1	2	0	0	1	2	0	3	8	12	0.400
Day	9	5	9	3	9	6	7	5	8	6	8	7	3	12	2	12	7	8	4	10	66	74	0.471
Night	3	0	2	2	0	1	2	2	1	1	1	0	0	1	0	2	0	1	2	0	11	10	0.524
Temp. 85 or higher	0	0	0	0	0	1	1	1	1	1	1	1	0	0	0	0	0	0	0	1	3	5	0.375
Temp. 32 or lower	0	0	0	1	0	0	0	0	1	0	1	0	0	0	0	1	0	1	0	1	2	4	0.333
In white jerseys	4	3	7	1	4	5	5	4	2	4	3	6	1	6	2	13	5	3	2	6	35	51	0.407
In navy jerseys	5	2	3	2	3	1	3	2	6	1	4	1	2	6	0	1	0	2	-	-	26	18	0.591
In light blue jerseys	3	0	1	2	2	1	1	1	1	2	2	0	0	1	0	0	2	4	4	4	16	15	0.516
Following a win	8	3	6	4	4	4	6	3	5	3	3	5	0	3	0	2	2	4	1	4	35	35	0.500
Following a loss	4	1	4	1	4	3	3	3	4	3	6	1	2	10	1	12	4	5	5	5	37	44	0.457
Win coin toss	7	2	2	3	6	3	4	0	4	4	6	5	2	5	2	10	4	3	3	7	40	42	0.488
Lose coin toss	5	3	9	2	3	4	5	7	5	3	3	2	1	8	0	4	3	6	3	3	37	42	0.468
Titans score on 1st drive	2	1	7	1	3	0	5	3	5	1	3	2	1	3	0	2	4	4	3	5	33	22	0.600
Opp. scores on 1st drive	3	3	1	4	6	2	3	4	3	4	2	6	1	6	1	6	3	4	5	4	28	43	0.394
Titans score first	7	2	10	1	3	1	6	3	7	1	6	3	2	5	0	5	3	4	4	4	48	29	0.623
Opponent scores first	5	3	1	4	6	6	3	4	2	6	3	4	1	8	2	9	4	5	2	6	29	55	0.345
Lead after 1 quarter	6	2	7	1	2	1	7	2	5	0	6	1	2	2	0	5	2	4	2	0	39	18	0.684
Tied after 1 quarter	2	0	2	0	5	3	0	0	3	2	1	0	0	3	1	1	1	1	2	2	17	12	0.586
Trail after 1 quarter	4	3	2	4	2	3	2	5	1	5	2	6	1	8	1	8	4	4	2	8	21	54	0.280
Lead at half	8	2	8	1	5	1	4	0	6	1	7	1	2	2	2	5	2	4	6	2	50	19	0.725
Tied at half	0	0	1	0	3	0	2	0	1	1	0	0	0	1	0	1	2	1	0	0	9	4	0.692
Trail at half	4	3	2	4	1	6	3	7	2	5	2	6	1	10	0	8	3	4	0	8	18	61	0.228

	2021		2020		2019		2018		2017		2016		2015		2014		2013		2012		10-YR. TOTAL		
	W	L	W	L	W	L	W	L	W	L	W	L	W	L	W	L	W	L	W	L	W	L	Pct.
Lead after 3 quarters	8	1	8	0	5	1	6	0	6	1	7	0	2	3	2	3	4	0	5	1	53	10	0.841
Tied after 3 quarters	1	0	1	0	2	1	0	0	1	2	0	0	0	0	0	0	1	1	0	0	6	4	0.600
Trail after 3 quarters	3	4	2	5	2	5	3	7	2	4	2	7	1	10	0	11	2	8	1	9	18	70	0.205
Outcome 7 points or less	6	2	7	2	3	3	4	3	6	4	6	3	2	6	1	4	6	5	4	3	45	35	0.563
Outcome 3 points or less	6	1	4	1	2	2	3	2	2	1	4	0	1	4	1	3	1	3	3	0	27	17	0.614
In Overtime	2	1	2	0	0	0	1	0	1	0	0	0	1	0	0	0	0	2	1	1	8	4	0.667
Score 20 or more points	12	1	10	3	9	3	7	1	7	2	6	3	3	3	1	4	5	5	5	2	65	27	0.707
Allow 20 or fewer points	7	1	4	0	6	4	7	2	7	2	5	1	1	4	2	2	6	1	3	1	48	18	0.727
Outgain opponent	7	3	7	1	4	4	6	1	5	1	5	3	3	4	1	3	5	4	3	4	46	28	0.622
Even yardage	0	0	0	0	0	0	0	0	0	0	0	0	0	0	0	0	1	0	0	0	1	0	0.000
Out-rush opponent	9	4	9	2	8	3	5	1	8	1	8	4	3	4	1	2	6	2	4	2	61	25	0.709
Out-pass opponent	3	1	4	1	2	3	3	2	2	3	2	3	2	5	1	6	3	5	1	4	23	33	0.411
+ Turnover Margin	8	1	7	1	5	3	4	1	4	0	5	2	2	1	2	1	5	1	4	1	46	12	0.793
Even turnover margin	2	0	3	1	3	0	5	0	4	3	2	1	0	5	0	3	2	1	1	3	22	17	0.564
- Turnover margin	2	4	1	3	1	4	0	6	1	4	2	4	1	7	0	10	0	7	1	6	9	55	0.141
Titans 300+ yards	8	4	10	2	7	4	6	3	5	4	7	6	3	3	1	9	6	5	3	6	56	46	0.549
Titans -300 yards	4	1	1	3	2	3	3	4	4	3	2	1	0	10	1	5	1	4	3	4	21	38	0.356
Titans 30+ rushes	8	3	10	1	5	0	6	1	6	0	5	1	2	1	1	1	5	2	3	0	51	10	0.836
Titans -30 rushes	4	2	1	4	4	7	3	6	3	7	4	6	1	12	1	13	2	7	3	10	26	74	0.260
Time of poss. 30:00 +	9	4	7	0	1	2	6	2	6	1	7	4	3	6	1	4	6	4	2	2	48	29	0.623
Time of poss. - 30:00	3	1	4	5	8	5	3	5	3	6	2	3	0	7	1	10	1	5	4	8	29	55	0.345
Have 100-yard rusher	5	3	8	2	6	0	2	0	3	0	3	2	1	0	0	0	2	0	3	2	33	9	0.786
(D. Foreman)	1	2	0	0	-	-	-	-	-	-	-	-	-	-	-	-	-	-	-	-	1	2	0.333
(D. Henry)	4	1	8	2	6	0	2	0	2	0	0	0	-	-	-	-	-	-	-	-	22	3	0.880
(D. Hilliard)	0	1	-	-	-	-	-	-	-	-	-	-	-	-	-	-	-	-	-	-	0	1	0.000
(C. Johnson)	-	-	-	-	-	-	-	-	-	-	-	-	-	-	-	-	2	0	3	2	5	2	0.714
(M. Mariota)	-	-	-	-	0	0	0	0	0	0	0	0	1	0	-	-	-	-	-	-	1	0	1.000
(D. Murray)	-	-	-	-	-	-	-	1	0	3	2	-	-	-	-	-	-	-	-	-	4	2	0.667
Have 100-yard receiver	5	1	8	3	4	1	3	1	0	1	4	1	2	2	0	4	4	2	1	1	31	17	0.646
(K. Britt)	-	-	-	-	-	-	-	-	-	-	-	-	-	-	-	-	0	0	0	1	0	1	0.000
(A. Brown)	3	0	3	1	4	1	-	-	-	-	-	-	-	-	-	-	-	-	-	-	10	2	0.833
(C. Davis)	-	-	3	2	0	0	2	0	0	0	-	-	-	-	-	-	-	-	-	-	5	2	0.714
(A. Firkser)	0	0	1	0	0	0	0	0	-	-	-	-	-	-	-	-	-	-	-	-	1	0	1.000
(D. Green-Beckham)	-	-	-	-	-	-	-	-	-	-	-	-	1	1	-	-	-	-	-	-	1	1	0.500
(J. Hunter)	-	-	-	-	-	-	-	-	-	-	-	-	0	0	0	0	1	1	-	-	1	1	0.500
(M. Johnson)	1	0	-	-	-	-	-	-	-	-	-	-	-	-	-	-	-	-	-	-	1	0	1.000
(J. Jones)	1	0	-	-	-	-	-	-	-	-	-	-	-	-	-	-	-	-	-	-	1	0	1.000
(R. Matthews)	-	-	-	-	-	0	0	0	1	2	1	-	-	-	-	-	-	-	-	-	2	2	0.500
(K. Raymond)	-	-	1	0	0	0	-	-	-	-	-	-	-	-	-	-	-	-	-	-	1	0	1.000
(T. Sharpe)	-	-	-	-	0	0	0	1	0	0	0	0	-	-	-	-	-	-	-	-	0	1	0.000
(T. Taylor)	-	-	-	-	-	-	1	0	0	0	-	-	-	-	-	-	-	-	-	-	1	0	1.000
(D. Walker)	-	-	-	-	0	0	0	0	0	0	1	0	0	1	0	2	0	0	-	-	1	3	0.250
(N. Washington)	0	-	-	-	-	-	-	-	-	-	-	-	-	-	0	1	3	0	1	0	4	1	0.800
(N. Westbrook-Ikhine)	0	1	0	0	-	-	-	-	-	-	-	-	-	-	-	-	-	-	-	-	0	1	0.000
(K. Wright)	-	-	-	-	-	-	-	-	-	-	1	0	1	0	1	1	1	1	0	0	3	2	0.600
Have 300-yard passer	1	1	2	1	2	2	1	1	1	1	0	1	1	1	0	1	1	2	1	1	10	12	0.455
(R. Fitzpatrick)	-	-	-	-	-	-	-	-	-	-	-	-	-	-	-	-	1	1	-	-	1	1	0.500
(J. Locker)	-	-	-	-	-	-	-	-	-	-	-	-	-	0	0	0	1	1	1	1	1	2	0.333
(M. Mariota)	-	-	-	-	0	1	1	1	1	1	0	1	1	1	-	-	-	-	-	-	3	5	0.375
(R. Tannehill)	1	1	2	1	2	1	-	-	-	-	-	-	-	-	-	-	-	-	-	-	5	3	0.625
(Z. Mettenberger)	-	-	-	-	-	-	-	-	-	-	-	0	0	0	1	-	-	-	-	-	0	1	0.000
Oppon. 100-yard rusher	1	0	2	1	0	2	1	2	0	1	0	1	0	3	0	7	1	1	1	2	6	20	0.231
Oppon. 100-yard receiver	3	1	5	2	5	3	3	3	2	4	5	4	2	5	1	6	0	3	3	5	29	36	0.446
Oppon. 300-yard passer	4	1	4	2	5	0	2	1	2	2	5	2	2	1	1	3	0	1	1	1	26	14	0.650

2021 TENNESSEE TITANS SUPERLATIVES

TITANS

LONGEST RUN FROM SCRIMMAGE:	76t	by Derrick Henry vs. Buffalo, 10/18
LONGEST PASS COMPLETION:	57t	by Ryan Tannehill to A.J. Brown at Indianapolis, 10/31
LONGEST PUNT RETURN:	55	by Chester Rogers at Pittsburgh, 12/19
LONGEST KICKOFF RETURN:	37	by Chester Rogers vs. San Francisco, 12/23
LONGEST INTERCEPTION RETURN:	24t	by Kevin Byard at L.A. Rams, 11/7
LONGEST PUNT:	63	Twice, last by Johnny Townsend vs. Buffalo, 10/18
LONGEST FIELD GOAL:	51	by Randy Bullock vs. Kansas City, 10/24
MOST RUSHING ATTEMPTS:	35	by Derrick Henry at Seattle, 9/19
MOST YARDS RUSHING:	182	by Derrick Henry at Seattle, 9/19
MOST PASSES ATTEMPTED:	52	by Ryan Tannehill vs. Houston, 11/21
MOST YARDS PASSING:	347	by Ryan Tannehill at Seattle, 9/19
MOST PASSES CAUGHT:	11	by A.J. Brown vs. San Francisco, 12/23
MOST YARDS ON RECEPTIONS:	155	by A.J. Brown at Indianapolis, 10/31
MOST TOUCHDOWN PASSES:	4	by Ryan Tannehill at Houston, 1/9
MOST INTERCEPTIONS THROWN:	4	by Ryan Tannehill vs. Houston, 11/21
MOST RUSHING TOUCHDOWNS:	3	Three times, last by Derrick Henry vs. Buffalo, 10/18
MOST TOUCHDOWN RECEPTIONS:	1	22 times, last by Julio Jones at Houston, 1/9

OPPONENTS

LONGEST RUN FROM SCRIMMAGE:	58	by James Robinson at Jacksonville, 10/10
LONGEST PASS COMPLETION:	68t	by Russell Wilson to Freddie Swain at Seattle, 9/19
LONGEST PUNT RETURN:	18	by Braxton Berrios at N.Y. Jets, 10/3
LONGEST KICKOFF RETURN:	37	by Gunner Olszewski at New England, 11/28
LONGEST INTERCEPTION RETURN:	82	by Kamu Grugier-Hill vs. Houston, 11/21
LONGEST PUNT:	66	by Michael Dickson at Seattle, 9/19
LONGEST FIELD GOAL:	54	by Matt Gay at L.A. Rams, 11/7
MOST RUSHING ATTEMPTS:	18	Twice, last by Rex Burkhead vs. Houston, 11/21
MOST YARDS RUSHING:	149	by James Robinson at Jacksonville, 10/10
MOST PASSES ATTEMPTED:	51	by Carson Wentz at Indianapolis, 10/31
MOST YARDS PASSING:	353	by Josh Allen vs. Buffalo, 10/18
MOST PASSES CAUGHT:	11	by Cooper Kupp at L.A. Rams, 11/7
MOST YARDS ON RECEPTIONS:	178	by Tyler Lockett at Seattle, 9/19
MOST TOUCHDOWN PASSES:	4	by Kyler Murray vs. Arizona, 9/12
MOST INTERCEPTIONS THROWN:	4	by Trevor Lawrence vs. Jacksonville, 12/12
MOST RUSHING TOUCHDOWNS:	2	Twice, last by Tyrod Taylor vs. Houston, 11/21
MOST TOUCHDOWN RECEPTIONS:	2	Four times, last by Danny Amendola at Houston, 1/9

TITANS HIGHS AND LOWS

	<u>HIGH</u>		<u>LOW</u>	
POINTS:	37	at Jacksonville, 10/10	13	Four times, last at Pittsburgh, 12/19
FIRST DOWNS:	33	at Seattle, 9/19	16	Three times, last vs. San Fran., 12/23
NET RUSHING YARDS:	270	at New England, 11/28	66	vs. New Orleans, 11/14
NET PASSING YARDS:	320	at Seattle, 9/19	85	at New England, 11/28
TOTAL OFFENSE:	532	at Seattle, 9/19	194	at L.A. Rams, 11/7
TOTAL PLAYS:	93	at N.Y. Jets, 10/3	51	vs. Buffalo, 10/18
RUSHING ATTEMPTS:	42	at Pittsburgh, 12/19	22	Twice, last vs. Buffalo, 10/18
PASSING ATTEMPTS:	52	vs. Houston, 11/21	18	vs. Miami, 1/2
PASSES COMPLETED:	35	vs. Houston, 11/21	11	at New England, 11/28
PASSES HAD INT.:	4	vs. Houston, 11/21	0	Eight times, last at Houston, 1/9
FUMBLES LOST:	3	Twice, last at Pittsburgh, 12/19	0	11 times, last at Houston, 1/9
NUMBER OF PENALTIES:	11	at Indianapolis, 10/31	2	vs. Jacksonville, 12/12
YARDS PENALIZED:	161	at Indianapolis, 10/31	15	vs. Jacksonville, 12/12
TIME OF POSSESSION:	42:33	at Seattle, 9/19	26:39	vs. Arizona, 9/12

OPPONENTS HIGHS AND LOWS

	<u>HIGH</u>		<u>LOW</u>	
POINTS:	38	vs. Arizona, 9/12	0	vs. Jacksonville, 12/12
FIRST DOWNS:	28	vs. Buffalo, 10/18	9	vs. Jacksonville, 12/12
NET RUSHING YARDS:	198	at Jacksonville, 10/10	8	vs. Jacksonville, 12/12
NET PASSING YARDS:	335	vs. Buffalo, 10/18	107	vs. Houston, 11/21
TOTAL OFFENSE:	454	at Jacksonville, 10/10	168	at Pittsburgh, 12/19
TOTAL PLAYS:	74	at L.A. Rams, 11/7	45	at Pittsburgh, 12/19
RUSHING ATTEMPTS:	38	vs. Houston, 11/21	8	vs. Jacksonville, 12/12
PASSING ATTEMPTS:	51	Twice, last at Indianapolis, 10/31	24	vs. Houston, 11/21
PASSES COMPLETED:	35	vs. Buffalo, 10/18	14	vs. Houston, 11/21
PASSES HAD INT.:	4	vs. Jacksonville, 12/12	0	Seven times, last at Houston, 1/9
FUMBLES LOST:	2	vs. Kansas City, 10/24	0	12 times, last at Houston, 1/9
NUMBER OF PENALTIES:	12	at L.A. Rams, 11/7	4	Four times, last at Houston, 1/9
YARDS PENALIZED:	115	at L.A. Rams, 11/7	30	at Pittsburgh, 12/19
TIME OF POSSESSION:	33:21	vs. Arizona, 9/12	20:52	at Pittsburgh, 12/19

LONGEST 2021 SCORING DRIVES

Most Plays:	Titans	19	at Pittsburgh, 12/19, 64 yards, 10:17, FG
	Opponent	17	vs. Indianapolis, 9/26, 66 yards, 8:34, FG
Most Yards:	Titans	97	vs. Kansas City, 10/24, 9 plays, 5:34, TD
	Opponent	95	vs. San Francisco, 12/23, 8 plays, 2:58, TD
Most Time:	Titans	10:17	at Pittsburgh, 12/19, 19 plays, 64 yards, FG
	Opponent	8:34	vs. Indianapolis, 9/26, 17 plays, 66 yards, FG

BIG PLAYS (30 OR MORE YARDS FROM SCRIMMAGE)

TITANS BIG PLAYS

- 39 -yard pass from Ryan Tannehill to Chester Rogers vs. Arizona, 9/12
- 51 -yard pass from Ryan Tannehill to Julio Jones at Seattle, 9/19
- 60 -yard touchdown run by Derrick Henry at Seattle, 9/19
- 76 -yard touchdown run by Derrick Henry vs. Buffalo, 10/18
- 48 -yard pass from Ryan Tannehill to Julio Jones vs. Buffalo, 10/18
- 46 -yard pass from Ryan Tannehill to A.J. Brown vs. Kansas City, 10/24
- 57 -yard touchdown pass from Ryan Tannehill to A.J. Brown at Indianapolis, 10/31
- 50 -yard pass from Ryan Tannehill to Marcus Johnson vs. New Orleans, 11/14
- 39 -yard pass from Ryan Tannehill to D'Onta Foreman vs. New Orleans, 11/14
- 46 -yard pass from Ryan Tannehill to Nick Westbrook-Ikhine vs. Houston, 11/21
- 68 -yard touchdown run by Dontrell Hilliard at New England, 11/28
- 30 -yard run by D'Onta Foreman at New England, 11/28
- 42 -yard pass from Ryan Tannehill to A.J. Brown vs. San Francisco, 12/23
- 35 -yard run by D'Onta Foreman vs. Miami, 1/2
- 39 -yard touchdown run by Dontrell Hilliard vs. Miami, 1/2
- 36 -yard pass from Ryan Tannehill to Nick Westbrook-Ikhine at Houston, 1/9

OPPONENTS BIG PLAYS

1. 38 -yard pass from Kyler Murray to DeAndre Hopkins vs. Arizona, 9/12
2. 36 -yard pass from Kyler Murray to Chase Edmonds vs. Arizona, 9/12
3. 51 -yard pass from Russell Wilson to Tyler Lockett at Seattle, 9/19
4. 63 -yard touchdown pass from Russell Wilson to Tyler Lockett at Seattle, 9/19
5. 68 -yard touchdown pass from Russell Wilson to Freddie Swain at Seattle, 9/19
6. 36 -yard pass from Carson Wentz to Nyheim Hines vs. Indianapolis, 9/26
7. 30 -yard pass from Zach Wilson to Corey Davis at N.Y. Jets, 10/3
8. 54 -yard pass from Zach Wilson to Keelan Cole at N.Y. Jets, 10/3
9. 53 -yard touchdown pass from Zach Wilson to Corey Davis at N.Y. Jets, 10/3
10. 58 -yard run by James Robinson at Jacksonville, 10/10
11. 58 -yard pass from Trevor Lawrence to Laviska Shenault Jr. at Jacksonville, 10/10
12. 31 -yard pass from Josh Allen to Emmanuel Sanders vs. Buffalo, 10/18
13. 37 -yard pass from Carson Wentz to Jonathan Taylor at Indianapolis, 10/31
14. 38 -yard pass from Carson Wentz to Michael Pittman Jr. at Indianapolis, 10/31
15. 46 -yard pass from Trevor Siemian to Deonte Harris vs. New Orleans, 11/14
16. 34 -yard pass from Trevor Siemian to Mark Ingram vs. New Orleans, 11/14
17. 38 -yard pass from Mac Jones to Jakobi Meyers at New England, 11/28
18. 41 -yard touchdown pass from Mac Jones to Kendrick Bourne at New England, 11/28
19. 31 -yard pass from Trevor Lawrence to Marvin Jones Jr. vs. Jacksonville, 12/12
20. 41 -yard pass from Trevor Lawrence to Laquon Treadwell vs. Jacksonville, 12/12
21. 56 -yard pass from Jimmy Garoppolo to Deebo Samuel vs. San Francisco, 12/23
22. 45 -yard pass from Tua Tagovailoa to Jaylen Waddle vs. Miami, 1/2
23. 37 -yard pass from Davis Mills to Danny Amendola at Houston, 1/9
24. 30 -yard pass from Davis Mills to Nico Collins at Houston, 1/9

TURNOVER ANALYSIS

PLUS-MINUS TURNOVER RATIO

	<u>Takeaways</u>	<u>Turnovers</u>	<u>Ratio</u>
1 st Half	10	11	-1
1 st quarter	3	6	-3
2 nd quarter	7	5	+2
2 nd Half	11	14	-3
3 rd quarter	5	7	-2
4 th quarter	6	7	-1
Overtime	1	0	+1
Totals	22	25	-3

GAME-BY-GAME TURNOVER RATIO

<u>Date</u>	<u>Opponent</u>	<u>Takeaways</u>	<u>Turnovers</u>	<u>Ratio</u>	<u>Result</u>
9/12	vs. Arizona	1	3	-2	L
9/19	at Seattle	0	1	-1	W
9/26	vs. Indianapolis	0	3	-3	W
10/3	at N.Y. Jets	1	0	+1	L
10/10	at Jacksonville	2	0	+2	W
10/18	vs. Buffalo	1	1	0	W
10/24	vs. Kansas City	3	1	+2	W
10/31	at Indianapolis	3	2	+1	W
11/7	at L.A. Rams	2	1	+1	W
11/14	vs. New Orleans	1	0	+1	W
11/21	vs. Houston	0	5	-5	L
11/28	at New England	0	4	-4	L
12/12	vs. Jacksonville	4	0	+4	W
12/19	at Pittsburgh	0	4	-4	L
12/23	vs. San Francisco	2	0	+2	W
1/2	vs. Miami	2	0	+2	W
1/9	at Houston	0	0	0	W

FUMBLES

<u>Player</u>	<u>Fumbles</u>	<u>Lost</u>
Ryan Tannehill	10	4
Chester Rogers	3	1
Anthony Firkser	2	1
D'Onta Foreman	2	1
Khari Blasingame	1	1
Dontrell Hilliard	1	1
Racey McMath	1	1
Nick Westbrook-Ikhine	1	1
Aaron Brewer	1	0
Derrick Henry	1	0
Dontrell Hilliard	1	0
Chester Rogers	1	0
TOTALS	25	11
OPPONENTS	21	6

INACTIVE PLAYERS

<u>Date</u>	<u>Opponent</u>	<u>Inactive Players</u>
9/12	vs. Arizona	Batson, Hudson, Jackson, Long Jr., Radunz, Reynolds, Weaver
9/19	at Seattle	Batson, J. Brown, C. Farley, Firkser, Lewan, Roberson
9/26	vs. Indianapolis	Blasingame, C. Farley, Firkser, N. Jones, Radunz, Reynolds, Roberson
10/3	at N.Y. Jets	A. Brown, Dupree, C. Farley, Ju. Jones, Kern, Radunz, Sargent
10/10	at Jacksonville	Dupree, Hamilton IV, Ju. Jones, Kern, Sambailo, Sargent, Westbrook-Ikhine
10/18	vs. Buffalo	Reynolds, Rice, Sargent, Simon
10/24	vs. Kansas City	Bledsoe, Hooker, Jackson, Lewan, Rice, Rogers, Simon
10/31	at Indianapolis	Blasingame, Breeze, R. Evans, Ju. Jones, Lamm, Simon, Tart
11/7	at L.A. Rams	Bledsoe, T. Carter, Davis, R. Evans, Mabin, Lamm, Reynolds
11/14	vs. New Orleans	R. Evans, Hart, Long Jr., Mabin, Radunz, Tart
11/21	vs. Houston	Davis, R. Evans, Jenkins, Long Jr., Mabin, McNichols, Swaim
11/28	at New England	Adeniyi, Davis, R. Evans, Long Jr., Mabin, McNichols, Tart
12/12	vs. Jacksonville	Blasingame, Cunningham, Fitzpatrick, Jenkins, Long Jr. Radunz, Tart
12/19	at Pittsburgh	Jenkins, Jo. Jones, Long Jr., Munyer, Murchison, Saffold III, Tart
12/23	vs. San Francisco	C. Jones, Jo. Jones, Lewan, Long Jr., Murchison, Roberson
1/2	vs. Miami	C. Jones, Mabin, Murchison, Roberson
1/9	at Houston	J. Brown, Fitzpatrick, N. Jones, Lamm, Mabin, Roberson, Tart

DRIVE ENGINEERING TITANS

QB	Game	Drives Started	Drives Ended By . . .									Points Yield	Points/ Drive	Drive Eff.
			TD	FG	FGA	PNT	DWN	TRN	SAF	GM	HLF			
Tannehill	9/12 ARI	12	2	0	1	3	2	3	0	1	0	13	1.1	16.7%
	9/19 at SEA	13	3	4	5	2	1	1	0	0	1	33	2.5	53.8%
	9/26 IND	9	3	1	1	1	0	3	0	1	0	25	2.8	44.4%
	10/3 at NYJ	13	2	3	4	5	1	0	0	0	1	24	1.8	38.5%
	10/10 at JAX	9	4	1	1	4	0	0	0	0	0	30	3.3	55.6%
	10/18 BUF	11	4	2	2	2	0	1	0	1	1	34	3.1	54.5%
	10/24 KC	8	3	2	2	2	0	1	0	0	0	28	3.5	62.5%
	10/31 at IND	12	3	2	2	4	0	2	0	0	1	27	2.3	41.7%
	11/7 at LAR	10	3	0	0	5	0	1	0	0	1	21	2.1	30.0%
	11/14 NO	11	2	3	3	5	0	0	0	1	0	23	2.1	45.5%
	11/21 HOU	12	2	0	0	2	2	4	0	1	1	13	1.1	16.7%
	11/28 at NE	10	2	0	1	2	1	3	0	0	1	13	1.3	20.0%
	12/12 JAX	10	2	2	3	5	0	0	0	0	0	20	2.0	40.0%
	12/19 at PIT	11	1	2	2	3	1	4	0	0	0	13	1.2	27.3%
	12/23 SF	9	2	2	2	5	0	0	0	0	0	20	2.2	44.4%
1/2 MIA	10	3	2	2	4	0	0	0	0	1	27	2.7	50.0%	
1/9 at HOU	10	4	0	1	4	0	0	0	1	0	28	2.8	40.0%	
TANNEHILL TOTALS		180	45	26	32	58	8	23	0	6	8	392	2.2	39.4%
Woodside	10/24 KC	1	0	0	0	0	0	0	0	1	0	0	0.0	0.0%
	11/7 at LAR	1	0	0	0	0	0	0	0	1	0	0	0.0	0.0%
	12/12 JAX	1	0	0	0	0	0	0	0	1	0	0	0.0	0.0%
	1/2 MIA	1	1	0	0	0	0	0	0	0	0	7	7.0	100.0%
WOODSIDE TOTALS		4	1	0	0	0	0	0	0	3	0	7	1.8	25.0%
Hogan	11/28 at NE	1	0	0	0	0	0	1	0	0	0	0	0.0	0.0%
HOGAN TOTALS		1	0	0	0	0	0	1	0	0	0	0	0.0	0.0%
TEAM TOTALS		185	46	26	32	58	8	24	0	9	8	399	2.2	38.9%

OPPONENTS

QB	Game	Drives Started	Drives Ended By . . .									Points Yield	Points/ Drive	Drive Eff.
			TD	FG	FGA	PNT	DWN	TRN	SAF	GM	HLF			
Murray	9/12 ARI	12	5	1	2	3	0	1	0	0	1	38	3.2	50.0%
Wilson	9/19 at SEA	12	4	1	1	6	0	0	0	0	1	30	2.5	41.7%
Wentz	9/26 IND	9	1	3	4	4	0	0	0	0	0	16	1.8	44.4%
Wilson	10/3 at NYJ	13	3	2	2	6	0	1	0	0	1	27	2.1	38.5%
Lawrence	10/10 at JAX	11	3	0	1	2	2	2	0	0	1	19	1.7	27.3%
Allen	10/18 BUF	10	3	3	3	2	1	1	0	0	0	31	3.1	60.0%
Mahomes/Henne	10/24 KC	9	0	1	2	2	1	3	0	0	1	3	0.3	11.1%
Wentz	10/31 at IND	12	4	1	1	4	1	2	0	0	0	31	2.6	41.7%
Stafford	11/7 at LAR	11	1	3	3	4	1	2	0	0	0	16	1.5	36.4%
Siemian	11/14 NO	11	3	1	1	5	0	1	0	0	1	21	1.9	36.4%
Taylor	11/21 HOU	12	2	3	3	7	0	0	0	0	0	22	1.8	41.7%
Jones/Hoyer	11/28 at NE	11	3	5	6	1	0	0	0	1	0	36	3.3	72.7%
Lawrence	12/12 JAX	11	0	0	0	5	1	4	0	0	1	0	0.0	0.0%
Roethlisberger	12/19 at PIT	12	1	4	5	5	0	0	0	1	0	19	1.6	41.7%
Garoppolo	12/23 SF	10	2	1	1	2	1	2	0	1	1	17	1.7	30.0%
Tagovailoa	1/2 MIA	11	0	1	2	4	2	2	0	1	0	3	0.3	9.1%
Mills	1/9 at HOU	10	3	1	1	5	0	0	0	0	1	25	2.5	40.0%
OPPONENTS TOTALS		187	38	31	38	67	10	21	0	4	9	354	1.9	36.9%

THIRD DOWN EFFICIENCY

TITANS

THIRD DOWN AND ...																							
Game	1		2		3		4		5		6		7		8		9		10+		TOTAL		PCT.
	Made	Att.	Made	Att.	Made	Att.	Made	Att.	Made	Att.	Made	Att.	Made	Att.	Made	Att.	Made	Att.	Made	Att.	Made	Att.	
9/12 ARI	2	3	0	0	1	1	0	0	0	1	1	1	1	0	0	0	1	1	6	5	14	35.7	
9/19 at SEA	3	3	0	0	0	0	0	0	2	6	0	0	0	0	0	1	1	4	6	14	42.9		
9/26 IND	1	1	1	1	1	1	1	2	0	1	1	1	0	1	0	0	2	1	2	6	12	50.0	
10/3 at NYJ	1	2	0	1	0	1	1	2	2	2	0	2	0	1	0	1	0	0	1	7	5	19	26.3
10/10 at JAX	0	0	1	1	0	0	2	2	1	1	1	1	0	0	0	1	0	1	0	4	5	11	45.5
10/18 BUF	0	0	0	1	0	0	0	0	1	1	1	3	0	0	1	2	0	0	1	3	4	10	40.0
10/24 KC	3	4	1	2	1	1	1	1	0	0	0	1	1	1	0	0	1	1	0	1	8	12	66.7
10/31 at IND	3	3	0	1	3	3	1	1	0	0	0	1	0	1	1	1	0	0	0	6	8	17	47.1
11/7 at LAR	2	3	0	1	0	0	1	2	0	0	0	1	0	0	0	1	0	1	1	3	4	12	33.3
11/14 NO	2	2	1	1	0	0	0	1	0	1	0	1	0	0	0	2	0	0	0	4	3	12	25.0
11/21 HOU	0	1	1	2	0	1	2	3	1	1	0	1	0	0	0	1	2	2	0	3	6	15	40.0
11/28 at NE	2	2	0	0	1	3	2	4	0	1	0	0	0	0	0	0	0	0	0	1	5	11	45.5
12/12 JAX	1	1	0	0	2	2	0	0	1	3	0	2	1	1	0	2	1	1	0	3	6	15	40.0
12/19 at PIT	4	4	0	0	0	1	1	2	0	1	0	2	1	1	1	1	0	1	1	5	8	18	44.4
12/23 SF	0	0	0	1	1	2	0	1	0	0	0	1	1	1	1	2	0	0	6	8	9	16	56.3
1/2 MIA	3	4	2	2	0	0	0	1	1	2	0	2	0	0	0	0	0	0	1	4	7	15	46.7
1/9 at HOU	0	0	2	4	0	0	0	0	2	3	3	3	1	1	0	1	0	0	0	1	8	13	61.5
TOTALS	27	33	9	18	10	16	12	22	11	24	7	23	5	8	4	16	4	11	14	65	103	236	43.6

	Made	Att.	Pct.
Titans third down and 1 - 4:	58	89	65.2
Titans third down and 5 - 9:	31	82	37.8
Titans third down and 10+ :	14	65	21.5

OPPONENTS

THIRD DOWN AND ...																							
Game	1		2		3		4		5		6		7		8		9		10+		TOTAL		PCT.
	Made	Att.	Made	Att.	Made	Att.	Made	Att.	Made	Att.	Made	Att.	Made	Att.	Made	Att.	Made	Att.	Made	Att.	Made	Att.	
9/12 ARI	1	1	0	0	2	4	1	1	1	2	1	1	0	0	0	1	0	0	1	3	7	13	53.8
9/19 at SEA	1	1	0	2	0	0	0	2	0	0	1	1	1	1	0	2	0	0	1	3	4	12	33.3
9/26 IND	1	1	0	0	2	2	0	1	0	1	0	1	0	1	0	1	0	1	0	3	3	12	25.0
10/3 at NYJ	1	2	1	1	1	1	1	1	0	1	1	3	0	2	0	0	0	0	1	3	6	14	42.9
10/10 at JAX	1	3	0	0	1	1	0	0	0	1	0	0	1	1	0	2	0	0	0	2	3	10	30.0
10/18 BUF	1	1	0	0	0	1	2	2	2	2	1	3	0	0	0	0	0	0	1	4	7	13	53.8
10/24 KC	1	1	1	1	0	0	1	1	0	0	1	2	0	1	0	1	0	1	0	3	4	11	36.4
10/31 at IND	1	1	3	4	0	2	0	1	0	0	0	3	1	1	1	1	0	0	1	3	7	16	43.8
11/7 at LAR	2	2	0	0	0	1	0	4	0	1	1	2	0	0	0	0	0	0	1	5	4	15	26.7
11/14 NO	0	1	0	0	0	0	2	2	1	1	1	1	0	1	0	2	0	0	1	4	5	12	41.7
11/21 HOU	2	3	0	1	2	2	0	0	1	1	1	2	0	2	0	0	0	2	0	4	6	17	35.3
11/28 at NE	0	0	1	1	0	0	1	2	0	0	1	1	0	1	0	2	0	0	1	3	4	10	40.0
12/12 JAX	0	0	1	1	0	0	2	3	0	1	0	0	1	2	0	3	0	0	1	3	5	13	38.5
12/19 at PIT	2	2	0	0	0	0	0	1	0	1	0	1	0	1	0	1	0	1	0	3	2	11	18.2
12/23 SF	0	0	1	1	0	0	1	2	0	1	0	0	1	1	0	0	0	0	0	3	3	8	37.5
1/2 MIA	0	1	0	0	0	0	1	1	0	0	0	0	0	0	1	1	1	2	0	7	3	12	25.0
1/9 at HOU	1	1	2	2	0	0	0	0	0	0	0	1	0	1	0	0	0	1	1	5	4	11	36.4
TOTALS	15	21	10	14	8	14	12	24	5	13	9	22	5	16	2	17	1	8	10	61	77	210	36.7

	Made	Att.	Pct.
Opponents third down and 1 - 4:	45	73	61.6
Opponents third down and 5 - 9:	22	76	28.9
Opponents third down and 10+ :	10	61	16.4

INSIDE THE 20 EFFICIENCY

Game	Results	Total											Total Points	Scoring Eff.	TD Eff.		
		Succ. / Att.	TD	FG	FGA	Int	Fum	Dwn	Gm	Hlf	Punt						
9/12 ARI																	
Titans:	6 7	2 / 2	2	0	0	0	0	0	0	0	0	0	0	13	100.0%	100.0%	
Opponents:	3 7 7 7 7	5 / 5	4	1	1	0	0	0	0	0	0	0	31	100.0%	80.0%		
9/19 at SEA																	
Titans:	3 3 3 7 7 3	6 / 6	2	4	4	0	0	0	0	0	0	0	26	100.0%	33.3%		
Opponents:	3 7 7	3 / 3	2	1	1	0	0	0	0	0	0	0	17	100.0%	66.7%		
9/26 IND																	
Titans:	7 7 Fum 8 3	4 / 5	3	1	1	0	1	0	0	0	0	0	25	80.0%	60.0%		
Opponents:	7 3 3	3 / 3	1	2	2	0	0	0	0	0	0	0	13	100.0%	33.3%		
10/3 at NYJ																	
Titans:	3 3 3 8 7	5 / 5	2	3	3	0	0	0	0	0	0	0	24	100.0%	40.0%		
Opponents:	7 3 7 3	4 / 4	2	2	2	0	0	0	0	0	0	0	20	100.0%	50.0%		
10/10 at JAX																	
Titans:	7 7 3 7 6	5 / 5	4	1	1	0	0	0	0	0	0	0	30	100.0%	80.0%		
Opponents:	6 7 6 Dwn Int	3 / 5	3	0	0	1	0	1	0	0	0	0	19	60.0%	60.0%		
10/18 BUF																	
Titans:	7 7 7	3 / 3	3	0	0	0	0	0	0	0	0	0	21	100.0%	100.0%		
Opponents:	3 3 7 8 Dwn	4 / 5	2	2	2	0	0	1	0	0	0	0	21	80.0%	40.0%		
10/24 KC																	
Titans:	7 3 7 Int	3 / 4	2	1	1	1	0	0	0	0	0	0	17	75.0%	50.0%		
Opponents:	3 Dwn Fum	1 / 3	0	1	1	0	1	1	0	0	0	0	3	33.3%	0.0%		
10/31 at IND																	
Titans:	7 7	2 / 2	2	0	0	0	0	0	0	0	0	0	14	100.0%	100.0%		
Opponents:	7 7 3 7 7	5 / 5	4	1	1	0	0	0	0	0	0	0	31	100.0%	80.0%		
11/7 at LAR																	
Titans:	7 7 7	3 / 3	3	0	0	0	0	0	0	0	0	0	21	100.0%	100.0%		
Opponents:	3 3 7	3 / 3	1	2	2	0	0	0	0	0	0	0	13	100.0%	33.3%		
11/14 NO																	
Titans:	3 3 7 7 3	5 / 5	2	3	3	0	0	0	0	0	0	0	23	100.0%	40.0%		
Opponents:	6 6 3 6	4 / 4	3	1	1	0	0	0	0	0	0	0	21	100.0%	75.0%		
11/21 HOU																	
Titans:	Int 6 7	2 / 3	2	0	0	1	0	0	0	0	0	0	13	66.7%	66.7%		
Opponents:	3 6 7 3	4 / 4	2	2	2	0	0	0	0	0	0	0	19	100.0%	50.0%		
11/28 at NE																	
Titans:	6 Int	1 / 2	1	0	0	1	0	0	0	0	0	0	6	50.0%	50.0%		
Opponents:	7 3 3 3 7	5 / 5	2	3	3	0	0	0	0	0	0	0	23	100.0%	40.0%		
12/12 JAX																	
Titans:	7 7 3	3 / 3	2	1	1	0	0	0	0	0	0	0	17	100.0%	66.7%		
Opponents:		0 / 0	0	0	0	0	0	0	0	0	0	0	0	-	-		
12/19 at PIT																	
Titans:	7 3 3 Dwn	3 / 4	1	2	2	0	0	1	0	0	0	0	13	75.0%	25.0%		
Opponents:	3 7 3	3 / 3	1	2	2	0	0	0	0	0	0	0	13	100.0%	33.3%		
12/23 SF																	
Titans:	7 7	2 / 2	2	0	0	0	0	0	0	0	0	0	14	100.0%	100.0%		
Opponents:	7 Int 3 7	3 / 4	2	1	1	1	0	0	0	0	0	0	17	75.0%	50.0%		
1/2 MIA																	
Titans:	7 3 7	3 / 3	2	1	1	0	0	0	0	0	0	0	17	100.0%	66.7%		
Opponents:		0 / 0	0	0	0	0	0	0	0	0	0	0	0	-	-		
1/9 at HOU																	
Titans:	7 7 7 7	4 / 4	4	0	0	0	0	0	0	0	0	0	28	100.0%	100.0%		
Opponents:	3 8	2 / 2	1	1	1	0	0	0	0	0	0	0	11	100.0%	50.0%		
TOTALS																	
Titans:		56 / 61	39	17	17	3	1	1	0	0	0	0	322	91.8%	63.9%		
Opponents:		52 / 58	30	22	22	2	1	3	0	0	0	0	272	89.7%	51.7%		

GOAL-TO-GO SITUATIONS

Game	Results	Total											Total Points	Scoring Eff.	TD Eff.			
		Succ. / Att.	TD	FG	FGA	Int	Fum	Dwn	Gm	Hlf	Punt							
9/12 ARI																		
Titans:	6	1 / 1	1	0	0	0	0	0	0	0	0	0	0	0	0	6	100.0%	100.0%
Opponents:	3 7 7	3 / 3	2	1	1	0	0	0	0	0	0	0	0	0	0	17	100.0%	66.7%
9/19 at SEA																		
Titans:	3 7 7	3 / 3	2	1	1	0	0	0	0	0	0	0	0	0	0	17	100.0%	66.7%
Opponents:	7 7	2 / 2	2	0	0	0	0	0	0	0	0	0	0	0	0	14	100.0%	100.0%
9/26 IND																		
Titans:	7 8	2 / 2	2	0	0	0	0	0	0	0	0	0	0	0	0	15	100.0%	100.0%
Opponents:	3 3	2 / 2	0	2	2	0	0	0	0	0	0	0	0	0	0	6	100.0%	0.0%
10/3 at NYJ																		
Titans:	8 7	2 / 2	2	0	0	0	0	0	0	0	0	0	0	0	0	15	100.0%	100.0%
Opponents:	7 7 3	3 / 3	2	1	1	0	0	0	0	0	0	0	0	0	0	17	100.0%	66.7%
10/10 at JAX																		
Titans:	7 7 6	3 / 3	3	0	0	0	0	0	0	0	0	0	0	0	0	20	100.0%	100.0%
Opponents:	6 7 6 Dwn Int	3 / 5	3	0	0	1	0	1	0	0	0	0	0	0	0	19	60.0%	60.0%
10/18 BUF																		
Titans:	7	1 / 1	1	0	0	0	0	0	0	0	0	0	0	0	0	7	100.0%	100.0%
Opponents:	3 8	2 / 2	1	1	1	0	0	0	0	0	0	0	0	0	0	11	100.0%	50.0%
10/24 KC																		
Titans:	7 7	2 / 2	2	0	0	0	0	0	0	0	0	0	0	0	0	14	100.0%	100.0%
Opponents:		0 / 0	0	0	0	0	0	0	0	0	0	0	0	0	0	0	-	-
10/31 at IND																		
Titans:		0 / 0	0	0	0	0	0	0	0	0	0	0	0	0	0	0	-	-
Opponents:	7 7 7 7	4 / 4	4	0	0	0	0	0	0	0	0	0	0	0	0	28	100.0%	100.0%
11/7 at LAR																		
Titans:	7 7 7	3 / 3	3	0	0	0	0	0	0	0	0	0	0	0	0	21	100.0%	100.0%
Opponents:	3 7	2 / 2	1	1	1	0	0	0	0	0	0	0	0	0	0	10	100.0%	50.0%
11/14 NO																		
Titans:	7 7 3	3 / 3	2	1	1	0	0	0	0	0	0	0	0	0	0	17	100.0%	66.7%
Opponents:	3	1 / 1	0	1	1	0	0	0	0	0	0	0	0	0	0	3	100.0%	0.0%
11/21 HOU																		
Titans:	7	1 / 1	1	0	0	0	0	0	0	0	0	0	0	0	0	7	100.0%	100.0%
Opponents:	3 6 7	3 / 3	2	1	1	0	0	0	0	0	0	0	0	0	0	16	100.0%	66.7%
11/28 at NE																		
Titans:	6 Int	1 / 2	1	0	0	1	0	0	0	0	0	0	0	0	0	6	50.0%	50.0%
Opponents:	7 3	2 / 2	1	1	1	0	0	0	0	0	0	0	0	0	0	10	100.0%	50.0%
12/12 JAX																		
Titans:	7 7	2 / 2	2	0	0	0	0	0	0	0	0	0	0	0	0	14	100.0%	100.0%
Opponents:		0 / 0	0	0	0	0	0	0	0	0	0	0	0	0	0	0	-	-
12/19 at PIT																		
Titans:	7 3	2 / 2	1	1	1	0	0	0	0	0	0	0	0	0	0	10	100.0%	50.0%
Opponents:	7	1 / 1	1	0	0	0	0	0	0	0	0	0	0	0	0	7	100.0%	100.0%
12/23 SF																		
Titans:	7	1 / 1	1	0	0	0	0	0	0	0	0	0	0	0	0	7	100.0%	100.0%
Opponents:	7 Int 7	2 / 3	2	0	0	1	0	0	0	0	0	0	0	0	0	14	66.7%	66.7%
1/2 MIA																		
Titans:	7	1 / 1	1	0	0	0	0	0	0	0	0	0	0	0	0	7	100.0%	100.0%
Opponents:		0 / 0	0	0	0	0	0	0	0	0	0	0	0	0	0	0	-	-
1/9 at HOU																		
Titans:	7 7 7	3 / 3	3	0	0	0	0	0	0	0	0	0	0	0	0	21	100.0%	100.0%
Opponents:	8	1 / 1	1	0	0	0	0	0	0	0	0	0	0	0	0	8	100.0%	100.0%
TOTALS																		
Titans:		31 / 32	28	3	3	1	0	0	0	0	0	0	0	0	0	204	96.9%	87.5%
Opponents:		31 / 34	22	9	9	2	0	1	0	0	0	0	0	0	0	180	91.2%	64.7%

TAKEAWAYS & GIVEAWAYS

TITANS TAKEAWAYS

Game	Qtr	Scrim.	Player	Turnover	Caused by	Takeaway	at	Ret. Yds.	Results	Pts.	
9/12	ARI	3	ARI 23	K. Murray	Interception	K. Byard	ARI 44	12	Touchdown	7	
10/3	at NYJ	2	NYJ 27	Z. Wilson	Interception	K. Fulton	NYJ 45	13	Field Goal	3	
10/10	at JAX	1	JAX 25	D. Arnold	Fumble	E. Molden	K. Byard	JAX 30	30	Touchdown	7
10/10	at JAX	4	TEN 6	T. Lawrence	Interception	K. Byard	TEN -5	0	Game	0	
10/18	BUF	2	BUF 25	J. Allen	Interception	D. Autry	K. Byard	BUF 27	16	Touchdown	7
10/24	KC	2	KC 25	P. Mahomes	Interception	D. Long Jr.	R. Evans	KC 46	0	Touchdown	7
10/24	KC	2	KC 35	P. Mahomes	Fumble	K. Byard	M. Farley	TEN 48	1	Field Goal	3
10/24	KC	4	TEN 14	M. Hardman	Fumble	M. Farley	R. Evans	TEN 4	0	Game	0
10/31	at IND	2	TEN 45	T. Lewis	Fumble	A. Firkser	TEN 43	0	Touchdown	7	
10/31	at IND	4	IND 8	C. Wentz	Interception	E. Molden	IND 2	2	Touchdown	7	
10/31	at IND	5	IND 27	C. Wentz	Interception	K. Byard	IND 46	14	Field Goal	3	
11/7	at LAR	2	LAR 10	M. Stafford	Interception	J. Simmons	D. Long Jr.	LAR 8	6	Touchdown	7
11/7	at LAR	2	LAR 21	M. Stafford	Interception	K. Byard	LAR 24	24	Touchdown	7	
11/14	NO	3	TEN 35	D. Harris	Fumble	D. Cole	T. Carter	NO 19	0	Touchdown	7
12/12	JAX	3	JAX 45	T. Lawrence	Interception	R. Evans	TEN 43	1	Punt	0	
12/12	JAX	3	TEN 36	T. Lawrence	Interception	J. Brown	TEN 31	2	Punt	0	
12/12	JAX	4	JAX 31	T. Lawrence	Interception	K. Fulton	TEN 18	0	Punt	0	
12/12	JAX	4	JAX 12	T. Lawrence	Interception	B. Skrine	JAX 31	17	Field Goal	3	
12/23	SF	1	TEN 8	J. Garoppolo	Interception	J. Jenkins	TEN -2	0	Punt	0	
12/23	SF	3	SF 25	J. Garoppolo	Interception	A. Hooker	SF 39	21	Touchdown	7	
1/2	MIA	1	MIA 26	T. Tagovailoa	Fumble	E. Molden	MIA 14	0	Field Goal	3	
1/2	MIA	4	MIA 25	T. Tagovailoa	Interception	D. Long Jr.	MIA 38	0	Touchdown	7	

Takeaway Season Totals:

No.	Takeaways resulted in ...									Game	Half	Pts.
	TD	FG	FG Att.	Punt	Downs	Int.	Fum.	Saf.				
22	11	5	5	4	0	0	0	0	0	2	0	92

TITANS GIVEAWAYS

Game	Qtr	Scrim.	Player	Turnover	Caused by	Takeaway	at	Ret. Yds.	Results	Pts.	
9/12	ARI	1	TEN 19	R. Tannehill	Fumble	C. Jones	C. Peters	TEN 5	4	Touchdown	7
9/12	ARI	3	TEN 30	R. Tannehill	Interception	J. Watt	I. Simmons	50	-3	Punt	0
9/12	ARI	3	TEN 43	R. Tannehill	Fumble	C. Jones	M. Golden	TEN 33	0	Touchdown	7
9/19	at SEA	2	TEN 18	R. Tannehill	Fumble	A. Robinson	K. Hyder	TEN 6	0	Touchdown	7
9/26	IND	1	IND 45	R. Tannehill	Interception	D. Leonard	IND 43	4	Touchdown	7	
9/26	IND	2	IND 26	R. Tannehill	Interception	K. Moore II	IND 21	32	Field Goal	3	
9/26	IND	3	IND 19	N. Westbrook-Ikhine	Fumble	R. Ya-Sin	R. Ya-Sin	IND 5	13	Punt	0
10/18	BUF	1	TEN 42	R. Tannehill	Interception	J. Poyer	BUF 35	17	Field Goal	3	
10/24	KC	3	KC 19	R. Tannehill	Interception	W. Gay	KC 19	1	Missed FG	0	
10/31	at IND	1	TEN 28	R. Tannehill	Interception	K. Moore II	TEN 39	32	Touchdown	7	
10/31	at IND	2	TEN 45	R. Tannehill	Interception	T. Lewis	IND 48	8	Fumble	0	
11/7	at LAR	1	TEN 39	R. Tannehill	Interception	J. Ramsey	LAR 44	6	Field Goal	3	
11/21	HOU	1	HOU 18	R. Tannehill	Interception	K. Grugier-Hill	HOU 12	82	Field Goal	3	
11/21	HOU	3	TEN 35	C. Rogers	Fumble	T. Smith	TEN 5	0	Touchdown	7	
11/21	HOU	4	HOU 25	R. Tannehill	Interception	D. King	HOU 1	0	Punt	0	
11/21	HOU	4	TEN 26	R. Tannehill	Interception	D. King	TEN 40	25	Field Goal	3	
11/21	HOU	4	HOU 47	R. Tannehill	Interception	T. Mitchell	HOU 30	22	Punt	0	
11/28	at NE	2	NE 38	D. Hilliard	Fumble	D. Godchaux	K. Dugger	NE 32	0	Field Goal	3
11/28	at NE	3	TEN 24	D. Foreman	Fumble	J. Jackson	J. Mills	NE 37	0	Punt	0
11/28	at NE	4	NE 2	R. Tannehill	Interception	D. McCourty	J. Jackson	NE -9	0	Field Goal	3
11/28	at NE	4	NE 43	K. Blasingame	Fumble	K. Van Noy	J. Tavai	NE 42	0	Game	0
12/19	at PIT	2	TEN 20	A. Firkser	Fumble	A. Maulet	M. Fitzpatrick	TEN 36	-1	Field Goal	3
12/19	at PIT	3	TEN 42	R. McMath	Fumble	C. Sutton	J. Haden	TEN 41	0	Field Goal	3
12/19	at PIT	4	PIT 42	R. Tannehill	Interception	T. Charlton	J. Schobert	PIT 46	23	Field Goal	3
12/19	at PIT	4	TEN 36	R. Tannehill	Fumble	T. Watt	TEN 35	0	Field Goal	3	

Giveaway Season Totals:

No.	Giveaways resulted in ...									Game	Half	Pts.
	TD	FG	FG Att.	Punt	Downs	Int.	Fum.	Saf.				
25	6	11	12	5	0	0	1	0	0	1	0	75

FIRST DOWNS EARNED

Total first downs earned (parentheses indicates number earned on third or fourth down)

NAME	RUSHING	PASSING	RECEIVING	PENALTY	TOTAL
Ryan Tannehill	32 (21)	192 (69)			224 (90)
Derrick Henry	49 (12)	1	7		57 (12)
A.J. Brown	2 (1)		45 (16)		47 (17)
PENALTY				34 (14)	34 (14)
D'Onta Foreman	22 (6)		6		28 (6)
Nick Westbrook-Ikhine			23 (11)		23 (11)
Dontrell Hilliard	15 (6)		6 (2)		21 (8)
Julio Jones			19 (6)		19 (6)
Jeremy McNichols	6		11 (6)		17 (6)
Anthony Firkser			16 (10)		16 (10)
Chester Rogers			12 (5)		12 (5)
Geoff Swaim			12 (3)		12 (3)
MyCole Pruitt			10 (1)		10 (1)
Marcus Johnson	1		7 (3)		8 (3)
Josh Reynolds			6 (2)		6 (2)
Adrian Peterson	4 (1)				4 (1)
Dez Fitzpatrick			4 (1)		4 (1)
Cody Hollister			4 (1)		4 (1)
Cameron Batson	1		2		3 ()
Tommy Hudson			2 (1)		2 (1)
Darrynton Evans			1 (1)		1 (1)
Khari Blasingame	1				1 ()
Matthias Farley		1 (1)			1 (1)
Amani Hooker			1 (1)		1 (1)
Mekhi Sargent	1 (1)				1 (1)
TITANS TOTALS	134 (48)	194 (70)	194 (70)	34 (14)	556 (202)

Note: One first down awarded to both passer and receiver on passes resulting in first down.

KICKOFF ANALYSIS

TITANS

		No.		Opp.	Ret.	Ret.			Out of	Onside	
BADGLEY		No.	In EZ	TB	Ret.	Yds.	Avg.	FC	Squib	Bounds	Rec. / Att.
9/12	ARI	3	2	2	1	22	22.0	0	0	0	0 / 0
BADGLEY TOTALS		3	2	2	1	22	22.0	0	0	0	0 / 0
		No.		Opp.	Ret.	Ret.			Out of	Onside	
BULLOCK		No.	In EZ	TB	Ret.	Yds.	Avg.	FC	Squib	Bounds	Rec. / Att.
9/19	at SEA	7	4	4	3	30	10.0	0	0	0	0 / 0
9/26	IND	5	3	3	2	33	16.5	0	0	0	0 / 0
10/3	at NYJ	7	5	3	4	81	20.3	0	0	0	0 / 0
10/10	at JAX	7	5	3	4	85	21.3	0	0	0	0 / 0
10/18	BUF	7	7	4	3	77	25.7	0	0	0	0 / 0
10/24	KC	6	6	6	0	0	-	0	0	0	0 / 0
10/31	at IND	7	7	4	3	76	25.3	0	0	0	0 / 0
11/7	at LAR	5	3	3	2	34	17.0	0	0	0	0 / 0
11/14	NO	6	2	0	6	127	21.2	0	1	0	0 / 0
11/21	HOU	3	2	2	1	17	17.0	0	0	0	0 / 0
11/28	at NE	3	2	0	3	84	28.0	0	0	0	0 / 0
12/12	JAX	5	5	4	1	16	16.0	0	0	0	0 / 0
12/19	at PIT	4	2	2	2	38	19.0	0	0	0	0 / 0
12/23	SF	5	5	5	0	0	-	0	0	0	0 / 0
1/2	MIA	7	5	5	2	34	17.0	0	0	0	0 / 0
1/9	at HOU	5	3	2	3	58	19.3	0	0	0	0 / 0
BULLOCK TOTALS		89	66	50	39	790	20.3	0	1	0	0 / 0
TEAM TOTALS		92	68	52	40	812	20.3	0	1	0	0 / 0

OPPONENTS

		No.		Titans	Ret.	Ret.			Out of	Onside	
		No.	In EZ	TB	Ret.	Yds.	Avg.	FC	Squib	Bounds	Rec. / Att.
9/12	ARI	7	6	6	1	14	14.0	0	0	0	0 / 0
9/19	at SEA	7	2	1	6	100	16.7	0	0	0	0 / 0
9/26	IND	4	2	2	2	31	15.5	0	0	0	0 / 0
10/3	at NYJ	6	6	6	0	0	-	0	0	0	0 / 0
10/10	at JAX	4	4	4	0	0	-	0	0	0	0 / 0
10/18	BUF	7	0	0	7	132	18.9	0	0	0	0 / 0
10/24	KC	2	2	1	1	17	17.0	0	0	0	0 / 0
10/31	at IND	5	5	5	0	0	-	0	0	0	0 / 0
11/7	at LAR	5	4	2	2	50	25.0	0	0	0	0 / 1
11/14	NO	5	1	1	3	54	18.0	0	0	0	0 / 1
11/21	HOU	6	1	1	5	88	17.6	0	0	0	0 / 0
11/28	at NE	9	6	5	4	88	22.0	0	0	0	0 / 0
12/12	JAX	1	0	0	1	25	25.0	0	0	0	0 / 0
12/19	at PIT	6	4	4	2	40	20.0	0	0	0	0 / 0
12/23	SF	4	2	2	2	57	28.5	0	0	0	0 / 0
1/2	MIA	2	1	1	1	24	24.0	0	0	0	0 / 0
1/9	at HOU	5	2	2	3	58	19.3	0	0	0	0 / 0
TOTALS		85	48	43	40	778	19.5	0	0	0	0 / 2

INSTANT REPLAY ANALYSIS

CHALLENGES BY TITANS

Game	Qtr	Time	Dwn	Dist	Play	Review Result	Explanation	
9/12	ARI				(none)			
9/19	at SEA				(none)			
9/26	IND	3	1:15	1	10	P. Campbell 11-yard reception to IND 43	Reversed	P. Campbell did not secure the pass
10/3	at NYJ				(none)			
10/10	at JAX				(none)			
10/18	BUF				(none)			
10/24	KC	1	3:50	1	10	R. Tannehill incomplete pass to A.J. Brown	Reversed	R. Tannehill 46-yard pass to A.J. Brown to KC 40
10/31	at IND	3	4:03	3	12	R. Tannehill incomplete pass to A.J. Brown	Reversed	R. Tannehill 10-yard pass to A.J. Brown to TEN 21
11/7	at LAR				(none)			
11/14	NO				(none)			
11/21	HOU				(none)			
11/28	at NE	2	14:29	3	1	R. Tannehill pass to N. Westbrook-Ikhine for no gain	Reversed	R. Tannehill 1-yard touchdown pass to N. Westbrook-Ikhine
12/12	JAX				(none)			
12/19	at PIT				(none)			
12/23	SF				(none)			
1/2	MIA				(none)			
1/9	at HOU				(none)			

Total challenges by Titans: 4

Calls reversed: 4

CHALLENGES BY OPPONENTS

Game	Qtr	Time	Dwn	Dist	Play	Review Result	Explanation	
9/12	ARI				(none)			
9/19	at SEA				(none)			
9/26	IND				(none)			
10/3	at NYJ				(none)			
10/10	at JAX	3	11:07	2	2	R. Tannehill incomplete pass to G. Swaim	Upheld	R. Tannehill arm was moving forward; no fumble
10/18	BUF				(none)			
10/24	KC				(none)			
10/31	at IND				(none)			
11/7	at LAR				(none)			
11/14	NO				(none)			
11/21	HOU	2	13:43	3	6	T. Taylor incomplete pass to N. Collins in end zone	Upheld	N. Collins did not get two feet inbounds
11/21	HOU	3	9:59	3	2	R. Burkhead 1-yard rush to TEN 38	Upheld	R. Burkhead did not reach the line to gain
11/28	at NE				(none)			
12/12	JAX				(none)			
12/19	at PIT				(none)			
12/23	SF				(none)			
1/2	MIA				(none)			
1/9	at HOU	4	2:53	3	2	D. Hilliard 2-yard run to HOU 46 for first down	Upheld	D. Hilliard reached the line to gain for first down

Total challenges by Opponents: 4

Calls reversed: 0

CHALLENGES BY REVIEW ASSISTANT

Game	Qtr	Time	Dwn	Dist	Play	Review Result	Explanation	
9/12	ARI	1	8:36	2	11	C. Peters 5-yard fumble return for touchdown	Reversed	C. Peters 4-yard fumble return to TEN 1
9/19	at SEA	2	1:15	3	5	J. Jones 6-yard touchdown catch in back of end zone	Reversed	J. Jones did not get both feet inbounds
9/19	at SEA	4	:34	3	1	D. Henry 5-yard touchdown run	Reversed	D. Henry 4-yard run to SEA 1
9/26	IND				(none)			
10/3	at NYJ	5	9:56	2	10	K. Cole 10-yard catch to NYJ 35 for first down	Reversed	K. Cole 9-yard catch with no first down
10/10	at JAX	4	10:46	3	5	T. Lawrence 5-yard touchdown run	Reversed	T. Lawrence 4-yard run to TEN 1
10/18	BUF				(none)			
10/24	KC	4	8:24	4	18	P. Mahomes sacked, fumble recovered by D. Long	Reversed	P. Mahomes sacked by D. Autry, down by contact
10/31	at IND				(none)			
11/7	at LAR	3	8:25	3	4	M. Stafford 4-yard touchdown pass to T. Higbee	Reversed	T. Higbee stepped out of bounds (illegal touching)
11/14	NO				(none)			
11/21	HOU				(none)			
11/28	at NE				(none)			
12/12	JAX				(none)			
12/19	at PIT	3	1:49	3	1	D. Foreman 4-yard run; fumble recovered by C. Heyward	Reversed	D. Foreman 4-yard run for 1st down; down by contact
12/19	at PIT	4	:46	4	7	R. Tannehill 6-yard pass to N. Westbrook-Ikhine	Upheld	N. Westbrook-Ikhine short of the line to gain
12/23	SF				(none)			
1/2	MIA				(none)			
1/9	at HOU				(none)			

Total reviews by Assistant: 9

Calls reversed: 8



TENNESSEE
TITANS

**PLAYOFF
MISCELLANEOUS
STATISTICS**

TENNESSEE TITANS PLAYOFF RECORD WHEN ...

	2021		2020		2019		2017		2008		2007		2003		2002		2000		1999		10-YR. TOTAL		
	W	L	W	L	W	L	W	L	W	L	W	L	W	L	W	L	W	L	W	L	W	L	Pct.
Overall Record	0	1	0	1	2	1	1	1	0	1	0	1	1	1	1	1	0	1	3	1	8	10	0.444
Home	0	1	0	1	0	0	0	0	0	1	0	0	0	0	1	0	0	1	1	0	2	4	0.333
Away	0	0	0	0	2	1	1	1	0	0	0	1	1	1	0	1	0	0	2	0	6	5	0.545
Neutral	0	0	0	0	0	0	0	0	0	0	0	0	0	0	0	0	0	0	0	1	0	1	0.000
By Month																							
January	0	1	0	1	2	1	1	1	0	1	0	1	1	1	1	1	0	1	3	1	8	10	0.444
vs. AFC	0	1	0	1	2	1	1	1	0	1	0	1	1	1	1	1	0	1	3	0	8	9	0.471
South (beginning '02)	0	0	0	0	0	0	0	0	0	0	0	0	0	0	0	0	-	-	-	-	0	0	0.000
East	0	0	0	0	1	0	0	1	0	0	0	0	0	1	0	0	0	0	1	0	2	2	0.500
West	0	0	0	0	0	1	1	0	0	0	0	1	0	0	0	1	0	0	0	0	1	3	0.250
North (beginning '02)	0	1	0	1	1	0	0	0	0	1	0	0	1	0	1	0	-	-	-	-	3	3	0.500
Central (through '01)	-	-	-	-	-	-	-	-	-	-	-	-	-	-	-	-	0	1	2	0	2	1	0.667
vs. NFC	0	0	0	0	0	0	0	0	0	0	0	0	0	0	0	0	0	0	0	1	0	1	0.000
South (beginning '02)	0	0	0	0	0	0	0	0	0	0	0	0	0	0	0	0	-	-	-	-	0	0	0.000
East	0	0	0	0	0	0	0	0	0	0	0	0	0	0	0	0	0	0	0	0	0	0	0.000
North (beginning '02)	0	0	0	0	0	0	0	0	0	0	0	0	0	0	0	0	0	0	0	0	0	0	0.000
West	0	0	0	0	0	0	0	0	0	0	0	0	0	0	0	0	0	0	0	1	0	1	0.000
Central (through '01)	-	-	-	-	-	-	-	-	-	-	-	-	-	-	-	-	0	0	0	0	0	0	0.000
Playing Conditions																							
On grass	0	1	0	1	1	1	1	0	0	1	0	1	0	1	1	1	0	1	2	0	5	8	0.385
On AstroTurf	0	0	0	0	0	0	0	0	0	0	0	0	0	0	0	0	0	0	1	1	1	1	0.500
On synthetic grass	0	0	0	0	1	0	0	1	0	0	0	0	1	0	0	0	0	0	0	0	2	1	0.667
Outdoors	0	1	0	1	2	1	1	1	0	1	0	1	1	1	1	1	0	1	2	0	7	9	0.438
Indoors	0	0	0	0	0	0	0	0	0	0	0	0	0	0	0	0	0	0	1	1	1	1	0.500
Day	0	1	0	1	0	1	1	0	0	1	0	1	1	0	1	1	0	1	3	0	6	7	0.462
Night	0	0	0	0	2	0	0	1	0	0	0	0	0	1	0	0	0	0	0	1	2	3	0.400
Temp. 85 or higher	0	0	0	0	0	0	0	0	0	0	0	0	0	0	0	0	0	0	0	0	0	0	0.000
Temp. 32 or lower	0	0	0	0	0	1	0	1	0	0	0	0	0	1	0	0	0	0	0	0	0	3	0.000
In white jerseys	0	0	0	0	2	1	1	1	0	0	0	1	1	1	0	1	0	0	2	0	6	5	0.545
In navy jerseys	0	1	0	1	0	0	0	0	0	0	0	0	0	0	1	0	0	1	1	1	2	4	0.333
In light blue jerseys	0	0	0	0	0	0	0	0	0	1	0	0	0	0	0	0	0	0	0	0	0	1	0.000
Win coin toss	0	0	0	0	1	0	1	0	0	1	0	1	0	1	0	0	0	1	2	0	4	4	0.500
Lose coin toss	0	1	0	1	1	1	0	1	0	0	0	0	1	0	1	1	0	0	1	1	4	6	0.400
Titans score on 1st drive	0	0	0	0	1	1	0	0	0	0	0	1	1	0	1	1	0	1	0	3	4	0.429	
Opp. scores on 1st drive	0	1	0	0	1	0	0	0	0	0	0	0	1	0	1	0	0	1	0	2	3	0.400	
Titans score first	0	0	0	1	1	1	0	1	0	1	0	1	1	0	1	0	0	1	1	0	4	6	0.400
Opponent scores first	0	1	0	0	1	0	1	0	0	0	0	0	1	0	1	0	0	2	1	4	4	0.500	
Lead after 1 quarter	0	0	0	1	2	1	0	1	0	0	0	1	0	0	1	0	0	1	0	3	5	0.375	
Tied after 1 quarter	0	0	0	0	0	0	0	0	0	1	0	0	1	1	0	0	0	0	2	0	3	2	0.600
Trail after 1 quarter	0	1	0	0	0	0	1	0	0	0	0	0	0	0	1	0	0	1	1	2	3	0.400	

	2021		2020		2019		2017		2008		2007		2003		2002		2000		1999		10-YR. TOTAL		
	W	L	W	L	W	L	W	L	W	L	W	L	W	L	W	L	W	L	W	L	W	L	Pct.
Lead at half	0	0	0	0	2	0	0	0	0	0	0	1	0	0	1	0	0	0	1	0	4	1	0.800
Tied at half	0	0	0	1	0	0	0	0	0	1	0	0	0	0	0	0	0	1	0	0	0	3	0.000
Trail at half	0	1	0	0	0	1	1	1	0	0	0	0	1	1	0	1	0	0	2	1	4	6	0.400
Lead after 3 quarters	0	0	0	0	2	0	0	0	0	0	0	0	1	0	1	0	0	0	3	0	7	0	1.000
Tied after 3 quarters	0	1	0	0	0	0	0	0	0	1	0	0	0	1	0	0	0	1	0	0	4	0	0.000
Trail after 3 quarters	0	0	0	1	0	1	1	1	0	0	0	1	0	0	0	1	0	0	0	1	1	6	0.143
Outcome 7 points or less	0	1	0	1	1	0	1	0	0	1	0	0	1	1	1	0	0	0	2	1	6	5	0.545
Outcome 3 points or less	0	1	0	0	0	0	1	0	0	1	0	0	1	1	1	0	0	0	1	0	4	3	0.571
In Overtime	0	0	0	0	0	0	0	0	0	0	0	0	0	0	1	0	0	0	0	0	1	0	1.000
Score 20 or more points	0	0	0	0	2	1	1	0	0	0	0	0	1	0	1	1	0	0	2	0	7	2	0.778
Allow 20 or fewer points	0	1	0	1	2	0	0	0	0	1	0	1	1	1	0	0	0	0	3	0	6	5	0.545
Outgain opponent	0	1	0	0	0	0	1	0	0	1	0	0	1	0	1	0	0	1	1	0	4	3	0.571
Out-rush opponent	0	1	0	0	2	0	1	0	0	1	0	1	1	0	1	1	0	1	3	1	8	6	0.571
Out-pass opponent	0	0	0	0	0	0	0	0	0	1	0	0	0	0	1	0	0	1	0	0	1	2	0.333
+ Turnover Margin	0	0	0	0	2	0	0	0	0	0	0	0	0	0	0	0	0	0	1	0	3	0	1.000
Even turnover margin	0	0	0	1	0	1	0	1	0	0	0	0	0	1	0	0	0	0	1	1	1	5	0.167
- Turnover margin	0	1	0	0	0	0	1	0	0	1	0	1	1	0	1	1	0	1	1	0	4	5	0.444
Titans 300+ yards	0	1	0	0	1	0	1	0	0	1	0	0	1	0	1	1	0	1	1	1	5	5	0.500
Titans -300 yards	0	0	0	1	1	1	0	1	0	0	0	1	0	1	0	0	0	0	2	0	3	5	0.375
Titans 30+ rushes	0	0	0	0	2	0	1	0	0	0	0	1	1	0	1	1	0	1	3	1	8	4	0.667
Titans -30 rushes	0	1	0	1	0	1	0	1	0	1	0	0	0	1	0	0	0	0	0	0	0	6	0.000
Time of poss. 30:00 +	0	0	0	0	1	1	1	0	0	1	0	0	1	1	1	1	0	1	3	1	7	6	0.538
Time of poss. - 30:00	0	1	0	1	1	0	0	1	0	0	0	1	0	0	0	0	0	0	0	0	1	4	0.000
Have 100-yard rusher	0	0	0	0	2	0	1	0	0	0	0	0	0	0	0	0	0	0	2	0	5	0	1.000
(E. George)	-	-	-	-	-	-	-	-	-	-	-	-	0	0	0	0	0	0	2	0	2	0	1.000
(D. Henry)	0	0	0	0	2	0	1	0	-	-	-	-	-	-	-	-	-	-	-	-	3	0	1.000
Have 100-yard receiver	0	1	0	0	0	0	0	0	0	1	0	0	0	0	1	0	0	0	0	0	1	2	0.333
(Brown)	0	1	0	0	0	0	-	-	-	-	-	-	-	-	-	-	-	-	-	-	0	1	0.000
(Gage)	-	-	-	-	-	-	-	-	0	1	0	0	-	-	-	-	-	-	-	-	0	1	0.000
(Wycheck)	-	-	-	-	-	-	-	-	-	-	-	-	0	0	1	0	0	0	0	0	1	0	1.000
Have 300-yard passer	0	0	0	0	0	0	0	0	0	0	0	0	0	0	1	0	0	0	0	0	1	0	1.000
(McNair)	-	-	-	-	-	-	-	-	-	-	-	-	0	0	1	0	0	0	0	0	1	0	1.000
Oppon. 100-yard rusher	0	0	0	1	1	0	0	0	0	0	0	0	0	0	0	0	0	0	1	0	2	1	0.667
Oppon. 100-yard receiver	0	1	0	1	1	1	0	1	0	0	0	1	0	0	0	0	0	0	0	0	1	5	0.000
Oppon. 300-yard passer	0	1	0	0	1	0	0	1	0	0	0	0	0	0	0	0	0	0	0	0	1	2	0.000

2021 TENNESSEE TITANS PLAYOFF SUPERLATIVES

TITANS

LONGEST RUN FROM SCRIMMAGE:	45	by D'Onta Foreman vs. Cincinnati, 1/22
LONGEST PASS COMPLETION:	41	by Ryan Tannehill to A.J. Brown vs. Cincinnati, 1/22
LONGEST PUNT RETURN:	5	by Chester Rogers vs. Cincinnati, 1/22
LONGEST KICKOFF RETURN:	26	by Dontrell Hilliard vs. Cincinnati, 1/22
LONGEST INTERCEPTION RETURN:	15	by Amani Hooker vs. Cincinnati, 1/22
LONGEST PUNT:	50	by Brett Kern vs. Cincinnati, 1/22
LONGEST FIELD GOAL:	34	by Randy Bullock vs. Cincinnati, 1/22
MOST RUSHING ATTEMPTS:	20	by Derrick Henry vs. Cincinnati, 1/22
MOST YARDS RUSHING:	66	by D'Onta Foreman vs. Cincinnati, 1/22
MOST PASSES ATTEMPTED:	24	by Ryan Tannehill vs. Cincinnati, 1/22
MOST YARDS PASSING:	220	by Ryan Tannehill vs. Cincinnati, 1/22
MOST PASSES CAUGHT:	6	by Julio Jones vs. Cincinnati, 1/22
MOST YARDS ON RECEPTIONS:	142	by A.J. Brown vs. Cincinnati, 1/22
MOST TOUCHDOWN PASSES:	1	by Ryan Tannehill vs. Cincinnati, 1/22
MOST INTERCEPTIONS THROWN:	3	by Ryan Tannehill vs. Cincinnati, 1/22
MOST RUSHING TOUCHDOWNS:	1	by Derrick Henry vs. Cincinnati, 1/22
MOST TOUCHDOWN RECEPTIONS:	1	by A.J. Brown vs. Cincinnati, 1/22

OPPONENTS

LONGEST RUN FROM SCRIMMAGE:	16t	by Joe Mixon vs. Cincinnati, 1/22
LONGEST PASS COMPLETION:	57	by Joe Burrow to Ja'Marr Chase vs. Cincinnati, 1/22
LONGEST PUNT RETURN:	N/A	
LONGEST KICKOFF RETURN:	32	by Chris Evans vs. Cincinnati, 1/22
LONGEST INTERCEPTION RETURN:	19	by Mike Hilton vs. Cincinnati, 1/22
LONGEST PUNT:	48	by Kevin Huber vs. Cincinnati, 1/22
LONGEST FIELD GOAL:	54	by Evan McPherson vs. Cincinnati, 1/22
MOST RUSHING ATTEMPTS:	14	by Joe Mixon vs. Cincinnati, 1/22
MOST YARDS RUSHING:	54	by Joe Mixon vs. Cincinnati, 1/22
MOST PASSES ATTEMPTED:	37	by Joe Burrow vs. Cincinnati, 1/22
MOST YARDS PASSING:	348	by Joe Burrow vs. Cincinnati, 1/22
MOST PASSES CAUGHT:	7	by Tee Higgins and C.J. Uzomah vs. Cincinnati, 1/22
MOST YARDS ON RECEPTIONS:	109	by Ja'Marr Chase vs. Cincinnati, 1/22
MOST TOUCHDOWN PASSES:	N/A	
MOST INTERCEPTIONS THROWN:	1	by Joe Burrow vs. Cincinnati, 1/22
MOST RUSHING TOUCHDOWNS:	1	by Joe Mixon vs. Cincinnati, 1/22
MOST TOUCHDOWN RECEPTIONS:	N/A	

TEAM HIGHS AND LOWS

	<u>HIGH</u>		<u>LOW</u>	
POINTS:	16	vs. Cincinnati, 1/22	16	vs. Cincinnati, 1/22
FIRST DOWNS:	16	vs. Cincinnati, 1/22	16	vs. Cincinnati, 1/22
NET RUSHING YARDS:	140	vs. Cincinnati, 1/22	140	vs. Cincinnati, 1/22
NET PASSING YARDS:	213	vs. Cincinnati, 1/22	213	vs. Cincinnati, 1/22
TOTAL OFFENSE:	353	vs. Cincinnati, 1/22	353	vs. Cincinnati, 1/22
TOTAL PLAYS:	52	vs. Cincinnati, 1/22	52	vs. Cincinnati, 1/22
RUSHING ATTEMPTS:	27	vs. Cincinnati, 1/22	27	vs. Cincinnati, 1/22
PASSING ATTEMPTS:	24	vs. Cincinnati, 1/22	24	vs. Cincinnati, 1/22
PASSES COMPLETED:	15	vs. Cincinnati, 1/22	15	vs. Cincinnati, 1/22
PASSES HAD INT.:	3	vs. Cincinnati, 1/22	3	vs. Cincinnati, 1/22
FUMBLES LOST:	0	vs. Cincinnati, 1/22	0	vs. Cincinnati, 1/22
NUMBER OF PENALTIES:	2	vs. Cincinnati, 1/22	2	vs. Cincinnati, 1/22
YARDS PENALIZED:	15	vs. Cincinnati, 1/22	15	vs. Cincinnati, 1/22
TIME OF POSSESSION:	26:35	vs. Cincinnati, 1/22	26:35	vs. Cincinnati, 1/22

OPPONENT HIGHS AND LOWS

	<u>HIGH</u>		<u>LOW</u>
POINTS:	19	vs. Cincinnati, 1/22	19
FIRST DOWNS:	17	vs. Cincinnati, 1/22	17
NET RUSHING YARDS:	65	vs. Cincinnati, 1/22	65
NET PASSING YARDS:	280	vs. Cincinnati, 1/22	280
TOTAL OFFENSE:	345	vs. Cincinnati, 1/22	345
TOTAL PLAYS:	64	vs. Cincinnati, 1/22	64
RUSHING ATTEMPTS:	18	vs. Cincinnati, 1/22	18
PASSING ATTEMPTS:	37	vs. Cincinnati, 1/22	37
PASSES COMPLETED:	28	vs. Cincinnati, 1/22	28
PASSES HAD INT.:	1	vs. Cincinnati, 1/22	1
FUMBLES LOST:	0	vs. Cincinnati, 1/22	0
NUMBER OF PENALTIES:	6	vs. Cincinnati, 1/22	6
YARDS PENALIZED:	46	vs. Cincinnati, 1/22	46
TIME OF POSSESSION:	33:25	vs. Cincinnati, 1/22	33:25

LONGEST 2021 PLAYOFF SCORING DRIVES

Most Plays:	Titans	9	vs. Cincinnati, 1/22, 84 yards, 5:10, TD
	Opponent	11	vs. Cincinnati, 1/22, 39 yards, 4:32, FG
Most Yards:	Titans	84	vs. Cincinnati, 1/22, 9 plays, 5:10, TD
	Opponent	65	vs. Cincinnati, 1/22, 9 plays, 5:26, TD
Most Time:	Titans	5:10	vs. Cincinnati, 1/22, 9 plays, 84 yards, TD
	Opponent	5:26	vs. Cincinnati, 1/22, 9 plays, 65 yards, TD

BIG PLAYS (30 OR MORE YARDS)

TITANS BIG PLAYS

1. 41 -yard pass by Ryan Tannehill to A.J. Brown vs. Cincinnati, 1/22
2. 45 -yard run by D'Onta Foreman vs. Cincinnati, 1/22
3. 40 -yard pass by Ryan Tannehill to A.J. Brown vs. Cincinnati, 1/22
4. 33 -yard touchdown pass by Ryan Tannehill to A.J. Brown vs. Cincinnati, 1/22

OPPONENTS BIG PLAYS

1. 57 -yard pass by Joe Burrow to Ja'Marr Chase vs. Cincinnati, 1/22
2. 32 -yard pass by Joe Burrow to C.J. Uzomah vs. Cincinnati, 1/22

TURNOVER ANALYSIS

PLUS-MINUS TURNOVER RATIO

	<u>Takeaways</u>	<u>Turnovers</u>	<u>Ratio</u>
1 st Half	0	1	-1
1 st quarter	0	1	-1
2 nd quarter	0	0	0
2 nd Half	1	2	-1
3 rd quarter	1	1	0
4 th quarter	0	1	-1
Overtime	0	0	0
Totals	1	3	-2

GAME-BY-GAME TURNOVER RATIO

<u>Date</u>	<u>Opponent</u>	<u>Takeaways</u>	<u>Turnovers</u>	<u>Ratio</u>	<u>Result</u>
1/22	vs. Cincinnati	1	3	-2	L

FUMBLES

<u>Player</u>	<u>Fumbles</u>	<u>Lost</u>
TOTALS	0	0
OPPONENTS	0	0

INACTIVE PLAYERS

<u>Date</u>	<u>Opponent</u>	<u>Inactive Players</u>
1/22	vs. Cincinnati	R. Evans, Fitzpatrick, Murchison, Radunz, Roberson, Tart

**DRIVE ENGINEERING
TITANS**

QB	Game	Drives Started	Drives Ended By . . .									Points Yield	Points/ Drive	Drive Eff.
			TD	FG	FGA	PNT DWN	TRN	SAF	GM	HLF				
Tannehill	1/22 CIN	11	2	1	1	4	1	3	0	0	0	16	1.5	27.3%
TANNEHILL TOTALS		11	2	1	1	4	1	3	0	0	0	16	1.5	27.3%
TEAM TOTALS		11	2	1	1	4	1	3	0	0	0	16	1.5	27.3%

OPPONENTS

QB	Game	Drives Started	Drives Ended By . . .									Points Yield	Points/ Drive	Drive Eff.
			TD	FG	FGA	PNT DWN	TRN	SAF	GM	HLF				
Burrow	1/22 CIN	12	1	4	4	5	0	1	0	0	1	19	1.6	41.7%
OPPONENTS TOTALS		12	1	4	4	5	0	1	0	0	1	19	1.6	41.7%

THIRD DOWN EFFICIENCY

TITANS

		THIRD DOWN AND ...													
Game		1	2	3	4	5	6	7	8	9	10+	TOTAL	PCT.		
	Made Att.	Made Att.	Made Att.	Made Att.	Made Att.	Made Att.	Made Att.	Made Att.	Made Att.	Made Att.	Made Att.	Made Att.			
1/22	CIN	0 1	0 0	1 1	0 0	0 1	0 0	0 1	0 0	0 2	0 2	1 8	12.5		
TOTALS		0 1	0 0	1 1	0 0	0 1	0 0	0 1	0 0	0 2	0 2	1 8	12.5		

	Made Att.	Pct.
Titans third down and 1 - 4:	1 2	50.0
Titans third down and 5 - 9:	0 4	0.0
Titans third down and 10+:	0 2	0.0

OPPONENTS

		THIRD DOWN AND ...													
Game		1	2	3	4	5	6	7	8	9	10+	TOTAL	PCT.		
	Made Att.	Made Att.	Made Att.	Made Att.	Made Att.	Made Att.	Made Att.	Made Att.	Made Att.	Made Att.	Made Att.	Made Att.			
1/22	CIN	1 1	0 0	1 2	1 1	3 4	0 0	0 0	0 1	0 0	1 6	7 15	46.7		
TOTALS		1 1	0 0	1 2	1 1	3 4	0 0	0 0	0 1	0 0	1 6	7 15	46.7		

	Made Att.	Pct.
Opponents third down and 1 - 4:	3 4	75.0
Opponents third down and 5 - 9:	3 5	60.0
Opponents third down and 10+:	1 6	16.7

INSIDE THE 20 EFFICIENCY

Game	Results	Total										Total Points	Scoring Eff.	TD Eff.	
		Succ. / Att.	TD	FG	FGA	Int	Fum	Dwn	Gm	Hlf	Punt				
1/22	CIN														
	Titans: 6 Int 3	2 / 3	1	1	1	1	0	0	0	0	0	0	9	66.7%	33.3%
	Opponents: 3 7	2 / 2	1	1	1	0	0	0	0	0	0	0	10	100.0%	50.0%
	TOTALS														
	Titans:	2 / 3	1	1	1	1	0	0	0	0	0	0	9	66.7%	33.3%
	Opponents:	2 / 2	1	1	1	0	0	0	0	0	0	0	10	100.0%	50.0%

GOAL-TO-GO SITUATIONS

Game	Results	Total										Total Points	Scoring Eff.	TD Eff.		
		Succ. / Att.	TD	FG	FGA	Int	Fum	Dwn	Gm	Hlf	Punt					
1/22	CIN															
	Titans: 6 Int	1 / 2	1	0	0	1	0	0	0	0	0	0	6	50.0%	50.0%	
	Opponents:	0 / 0	0	0	0	0	0	0	0	0	0	0	0	-	-	
	TOTALS															
	Titans:	1 / 2	1	0	0	1	0	0	0	0	0	0	6	-	-	
	Opponents:	0 / 0	0	0	0	0	0	0	0	0	0	0	0	#DIV/0!	#DIV/0!	

TAKEAWAYS & GIVEAWAYS

TITANS TAKEAWAYS

Game	Qtr	Scrim.	Player	Turnover	Caused by	Takeaway	at	Ret. Yds.	Results	Pts.
1/22	CIN	3	CIN 40	J. Burrow	Interception	A. Hooker	CIN 42	15	Touchdown	7

Takeaway Postseason Totals:

Takeaways resulted in ...											
No.	TD	FG	FG Att.	Punt	Downs	Int.	Fum.	Saf.	Game	Half	Pts.
1	1	0	0	0	0	0	0	0	0	0	7

TITANS GIVEAWAYS

Game	Qtr	Scrim.	Player	Turnover	Caused by	Takeaway	at	Ret. Yds.	Results	Pts.	
1/22	CIN	1	TEN 25	R. Tannehill	Interception	J. Bates III	TEN 42	0	Field Goal	3	
1/22	CIN	3	CIN 9	R. Tannehill	Interception	M. Hilton	CIN 20	19	Punt	0	
1/22	CIN	4	TEN 40	R. Tannehill	Interception	E. Apple	L. Wilson	CIN 47	0	Field Goal	3

Giveaway Postseason Totals:

Giveaways resulted in ...											
No.	TD	FG	FG Att.	Punt	Downs	Int.	Fum.	Saf.	Game	Half	Pts.
3	0	2	2	1	0	0	0	0	0	0	6

FIRST DOWNS EARNED

Total first downs earned (parentheses indicates number earned on third or fourth down)

NAME	RUSHING	PASSING	RECEIVING	PENALTY	TOTAL
Ryan Tannehill		9 (1)			9 (1)
Derrick Henry	5				5 ()
A.J. Brown			4		4 ()
Julio Jones			4		4 ()
D'Onta Foreman	2				2 ()
Dontrell Hilliard			1 (1)		1 (1)
TITANS TOTALS	7 ()	9 (1)	9 (1)	0 ()	25 (2)

Note: One first down awarded to both passer and receiver on passes resulting in first down.

KICKOFF ANALYSIS

TITANS

BULLOCK		No.	No.	Opp.	Ret.	Ret.			Out of	Onside	
		No.	In EZ	TB	Ret.	Yds.	Avg.	FC	Squib	Bounds	Rec. / Att.
1/22	CIN	4	1	1	3	82	27.3	0	0	0	0 / 0
BULLOCK TOTALS		4	1	1	3	82	27.3	0	0	0	0 / 0

OPPONENTS

		No.	No.	Titans	Ret.	Ret.			Out of	Onside	
		No.	In EZ	TB	Ret.	Yds.	Avg.	FC	Squib	Bounds	Rec. / Att.
1/22	CIN	5	5	4	1	26	26.0	0	0	0	0 / 0
TOTALS		5	5	4	1	26	26.0	0	0	0	0 / 0

INSTANT REPLAY ANALYSIS

CHALLENGES BY TITANS

Game	Qtr	Time	Dwn	Dist	Play	Review Result	Explanation
1/22	CIN				(none)		

Total challenges by Titans: 0

Calls reversed: 0

CHALLENGES BY OPPONENTS

Game	Qtr	Time	Dwn	Dist	Play	Review Result	Explanation
1/22	CIN				(none)		

Total challenges by Opponents: 0

Calls reversed: 0

CHALLENGES BY REVIEW ASSISTANT

Game	Qtr	Time	Dwn	Dist	Play	Review Result	Explanation
1/22	CIN	3	1:28	1	10	J. Burrow pass intercepted by A. Hooker at CIN 42	Upheld A. Hooker secured interception

Total reviews by Assistant: 1

Calls reversed: 0



TENNESSEE
TITANS

UPDATED BIOS



92 ^{OLA} ADENIYI

OUTSIDE LINEBACKER • 6'1" • 248 LBS • COLLEGE: TOLEDO
ACQUIRED: FREE AGENT - 2021 • NFL EXPERIENCE (NFL/TITANS): 4/1
HOMETOWN: FORT BEND COUNTY, TEXAS
GAMES PLAYED/GAMES STARTED: 48/1 (PLAYOFFS: 2/0)

PRO: Ola Adeniyi is an outside linebacker that has excelled on special teams coverage units during his NFL career. The 6-foot-1-inch, 248-pounder joined the Titans as a free agent in 2021 after spending his first three seasons with the Pittsburgh Steelers organization. Adeniyi, a former rookie free agent, will look to make his biggest impact as a core member of the Titans' special teams units, as well as provide veteran depth in the linebacking corps.

CAREER HIGHLIGHTS:

- In 2020, Adeniyi appeared in 15 games for the Steelers and tallied career-highs with 16 tackles and eight special teams stops.

TITANS TIDBITS:

- Adeniyi was born in Lagos, Nigeria. His mother wanted the best possible life for her family so she moved Ola and his brother, Olamide, to Dallas, Texas when he was eight years old. He was raised in Fort Bend County, Texas.
- His full name Olasunkanmi means "my wealth is coming."

CAREER TRANSACTIONS:

- The Lagos, Nigeria, native was originally signed by the Pittsburgh Steelers as a rookie free agent on April 28, 2018.
- Signed by the Titans as a free agent on March 23, 2021.

SEASON RECAPS:

2021 (16/0, 1/0 - Tennessee): Played in 16 games as a reserve in his first season with the Titans and tied for third on the team with a career-best 10 special teams tackles. Ranked fourth on the squad with a career-high 20 quarterback pressures. Notched 11 tackles, a career-high 2.5 sacks and a pass defended. Was inactive for one contest. Appeared as a reserve in the postseason contest. Led the team in sacks once in 2021 (vs. IND). Led the team in quarterback pressures once in 2021 (at JAX). Led or tied for the team lead in special teams tackles four times in 2021 (vs. ARI, at SEA, at NYJ, vs. BUF). Registered his first career sack at Seattle (9/19/21).

- Against Arizona (9/12), made his Titans debut and led the team with two special teams tackles.
- At Seattle (9/19), played as a reserve at outside linebacker and posted his first career sack with a quarterback pressure. Led the team with two special teams stops. Dropped Russell Wilson for a 12-yard sack at the Seattle one-yard line in overtime.
- Against Indianapolis (9/26), saw significant action as a reserve at outside linebacker and tallied career-highs with four tackles and a team-high 1.5 sacks to go along with three quarterback pressures. Dropped Carson Wentz for a six-yard sack late in the second quarter. Combined with Harold Landry III to sack Wentz for a 10-yard loss on third-and-10 late in the third quarter.
- At N.Y. Jets (10/3), played as a reserve at outside linebacker and on special teams. Notched a tackle and a quarterback pressure on defense and a stop on special teams.
- At Jacksonville (10/10), saw action as a reserve at outside linebacker and on special teams. Compiled a career-high and team-best seven quarterback pressures and a special teams tackle on coverage units.
- Against Buffalo (10/18), played as a reserve at outside linebacker and on special teams. Registered a tackle on defense and a special teams stop on coverage units.
- Against Kansas City (10/24), saw action as a reserve at outside linebacker and collected three quarterback pressures.
- At Indianapolis (10/31), registered a special teams tackle on coverage units and a quarterback pressure on defense.

- At L.A. Rams (11/7), tallied a tackle on defense and a stop on special teams.
- Against New Orleans (11/14), played as a reserve at outside linebacker and collected two tackles, two quarterback pressures and a pass defended. Batted down a pass intended for Mark Ingram late in the fourth quarter.
- Against Houston (11/21), saw action as a reserve at outside linebacker and on special teams.
- At New England (11/28), was inactive.
- Against Jacksonville (12/12), played as a reserve at outside linebacker and posted a tackle and two quarterback pressures in the shutout victory.
- At Pittsburgh (12/19), saw action as a reserve on special teams.
- Against San Francisco (12/23), played as a reserve on special teams.
- Against Miami (1/2), saw action as a reserve at outside linebacker and on special teams.
- At Houston (1/9), collected a special teams tackle on coverage units.
- Against Cincinnati (1/22), played as a reserve on special teams and at outside linebacker.

2020 (15/1, 1/0 - Pittsburgh): Saw action in 15 games with a start at outside linebacker. Posted a career-best 16 tackles on defense and a career-high eight special teams tackles on coverage units. Was inactive for one game. Played in his first career postseason contest and registered a stop on defense.

- Against Cincinnati (11/15), forced a Bengals' fumble on Pittsburgh's opening punt of the game that was recovered by the Steelers at the Bengals 32-yard line, setting up a field goal for Chris Boswell.
- At Cleveland (1/3), made his first career start at outside linebacker and collected a tackle.

2019 (16/0 - Pittsburgh): Saw action as a reserve in all 16 games, playing mostly on special teams. Registered six tackles and forced two fumbles on special teams coverage units. Posted two stops on defense.

- Against Indianapolis (11/3), forced a fumble on special teams that was recovered by Johnny Holton.
- At Cincinnati (11/24), notched a forced fumble on special teams and two special teams tackles.

2018 (1/0 - Pittsburgh): Saw action as a reserve in one contest and registered one tackle as a rookie. Was placed on the injured reserve/designated for return list on Sept. 3. Activated from injured reserve/designated for return on Dec. 1. Was inactive for the final four regular season games.

- Against L.A. Chargers (12/2), made his NFL debut as a reserve outside linebacker and collected a tackle.

COLLEGE:

- Saw action in 34 games with 25 starts at Toledo (2015-17) and totaled 118 tackles, 28 tackles for loss, 12.5 sacks, three forced fumbles, a fumble recovery and a pass defended in his career.
- As a junior (2017), named second team All-MAC after leading the team and finishing third in MAC with 20 tackles for loss and registering a team-high 8.5 sacks. Finished the year with 66 tackles which tied for fourth on the team. Led the team in tackles in three games and had at least one tackle for loss in all but one game.
- As a sophomore (2016), started 12 games at "Leo" defensive end where he registered 49 tackles, second-most among team's down linemen. Ranked third on the squad with four sacks and tied for third on team with eight tackles for loss.
- As a redshirt freshman (2015), played in seven games as a reserve and

recorded three tackles.

- As a freshman (2014), redshirted.
- Majored in marketing at Toledo.

PERSONAL:

- Attended George Bush (Fort Bend County, Texas) High School.
- As a senior (2013), played linebacker and recorded 76 tackles, 18 tackles for losses and five sacks.
- Has a brother, Olamide.
- His full name is pronounced OH-la-suhn-KAHN-mee ah-DAY-nee.
- Follow Adeniyi on Twitter and Instagram at @Love_Ola_9.
- Born Olasunkanmi Adeniyi on Sept. 12, 1997 in Lagos, Nigeria.

OLA ADENIYI'S TITANS GAME-BY-GAME

2021 Tennessee Titans

Date	Opp	W/L	P/S	Tot	Solo	Asst	Sk	- Yds	QBP	TFL	Int-	Yds	-TD	PD	FF	FR-	Yds	SpT	
Sept 12	Ari	L	p	0	0	0	0.0	0.0	0	0	0	0	0	0	0	0	0	0	2
Sept 19	@ Sea	W	p	1	1	0	1.0	12.0	1	1	0	0	0	0	0	0	0	0	2
Sept 26	Ind	W	p	4	2	2	1.5	11.0	3	1	0	0	0	0	0	0	0	0	0
Oct 3	@ NYJ	L	p	1	1	0	0.0	0.0	1	0	0	0	0	0	0	0	0	0	1
Oct 10	@ Jax	W	p	0	0	0	0.0	0.0	7	0	0	0	0	0	0	0	0	0	1
Oct 18	Buf	W	p	1	1	0	0.0	0.0	0	0	0	0	0	0	0	0	0	0	1
Oct 24	KC	W	p	0	0	0	0.0	0.0	3	0	0	0	0	0	0	0	0	0	0
Oct 31	@ Ind	W	p	0	0	0	0.0	0.0	1	0	0	0	0	0	0	0	0	0	1
Nov 7	@ LAR	W	p	1	1	0	0.0	0.0	0	0	0	0	0	0	0	0	0	0	1
Nov 14	NO	W	p	2	1	1	0.0	0.0	2	0	0	0	0	1	0	0	0	0	0
Nov 21	Hou	L	p	0	0	0	0.0	0.0	0	0	0	0	0	0	0	0	0	0	0

Nov 28	@ NE	L	IA																
Dec 12	Jax	W	p	1	1	0	0.0	0.0	2	0	0	0	0	0	0	0	0	0	0
Dec 19	@ Pit	L	p	0	0	0	0.0	0.0	0	0	0	0	0	0	0	0	0	0	0
Dec 23	SF	W	p	0	0	0	0.0	0.0	0	0	0	0	0	0	0	0	0	0	0
Jan 2	Mia	W	p	0	0	0	0.0	0.0	0	0	0	0	0	0	0	0	0	0	0
Jan 9	@ Hou	W	p	0	0	0	0.0	0.0	0	0	0	0	0	0	0	0	0	0	1
Totals				12-5	16/0	11	8	3	2.5	23.0	20	2	0	0	0	1	0	0	10

Playoffs

Jan 22	Cin	L	p	0	0	0	0.0	0.0	0	0	0	0	0	0	0	0	0	0	0
Totals				0-1	1/0	0	0	0	0.0	0.0	0	0	0	0	0	0	0	0	0

OLA ADENIYI'S NFL STATISTICS

REGULAR SEASON

Year	Team	GP	GS	TACKLES							INTERCEPTIONS					FUMBLES			
				Tot	Solo	Asst	Sk	Yds	QBP	TFL	No	Yds	Lg	TD	PD	FF	FR	Yds	SpT
2018	Pittsburgh	1	0	1	0	1	0.0	0.0	0	0	0	0	0	0	0	0	0	0	0
2019	Pittsburgh	16	0	2	1	1	0.0	0.0	0	0	0	0	0	0	0	0	0	0	6
2020	Pittsburgh	15	1	16	11	5	0.0	0.0	0	1	0	0	0	0	0	0	0	0	8
2021	Tennessee	16	0	11	8	3	2.5	23.0	20	2	0	0	0	1	0	0	0	0	10
NFL Totals		48	1	30	20	10	2.5	23.0	20	3	0	0	0	0	1	0	1	0	24

PLAYOFFS

Year	Team	GP	GS	TACKLES							INTERCEPTIONS					FUMBLES			
				Tot	Solo	Asst	Sk	Yds	QBP	TFL	No	Yds	Lg	TD	PD	FF	FR	Yds	SpT
2020	Pittsburgh	1	0	1	1	0	0.0	0.0	0	0	0	0	0	1	0	0	0	0	1
2021	Tennessee	1	0	0	0	0	0.0	0.0	0	0	0	0	0	0	0	0	0	0	0
NFL Totals		2	0	1	1	0	0.0	0.0	0	0	0	0	0	1	0	0	0	0	1

Single-Game Highs

- Tackles - **4 vs. Indianapolis (9/26/21)**
- Sacks - **1.5 vs. Indianapolis (9/26/21)**
- Quarterback Pressures - **7 at Jacksonville (10/10/21)**
- Tackles For Loss - **1 (Three times, last vs. Indianapolis 9/26/21)**
- Passes Defensed - **1 vs. New Orleans (11/14/21)**

Playoff Single-Game Highs

- Tackles - 1 vs. Cleveland (1/10/21)
- Passes Defensed - 1 vs. Cleveland (1/10/21)
- Special Teams Tackles - 1 vs. Cleveland (1/10/21)

Additional Statistics

- Special Teams Forced Fumbles - 2 (2019), 1 (2020)



96 DENICO AUTRY

DEFENSIVE LINEMAN • 6'5" • 285 LBS • COLLEGE: MISSISSIPPI STATE
ACQUIRED: UNRESTRICTED FREE AGENT (IND) - 2021
NFL EXPERIENCE (NFL/TITANS): 8/1 • HOMETOWN: ALBEMARLE, N.C.
GAMES PLAYED/GAMES STARTED: 113/67 (PLAYOFFS: 5/4)

PRO: Seeking a physical and disruptive defensive lineman, the Titans signed Denico Autry as an unrestricted free agent from the rival Indianapolis Colts early in the 2021 offseason. The 6-foot-5-inch, 285-pounder amassed 216 tackles, 30.5 sacks and 50 tackles for loss in his first seven NFL campaigns (2014-20) with the Oakland Raiders and Colts. Autry, a former rookie free agent, offers an impressive combination of size, athleticism and power on the defensive front and also excels on special teams where he has recorded eight career blocked kicks.

CAREER HIGHLIGHTS:

- In 2020, Autry collected 7.5 sacks, nine tackles for loss and 10 quarterback hits in 14 games with the Colts.
- In his first campaign with the Colts in 2018, Autry led the squad with a career-best nine sacks to go along with 13 tackles for loss, two forced fumbles and a fumble recovery.
- In 2015, Autry led the NFL with three blocked kicks on special teams, posting the most blocks in a season by a single player since 2011. He has eight career blocked kicks (five extra point attempts, two field goals and one punt).

TITANS TIDBITS:

- Coming out of Albemarle (N.C.) High School, Autry did not have the collegiate opportunities he initially desired and attended East Mississippi Community College (EMCC). The football program has been featured in a popular Netflix documentary series titled, Last Chance U, which focuses on players' last chance to prove themselves to Division I programs. Autry played for EMCC from 2010-11 and helped the Lions to a 12-0 season and an NJCAA national championship title while being named an NJCAA Football All-America first-team selection his sophomore year. Following his career at EMCC, Autry signed with Mississippi State amid offers from Alabama, Auburn, Florida, Florida State, Ole Miss, Southern California and Texas among others.
- Denico's brother, Lee, played defensive line at EMCC before transferring to Mississippi State as well. He signed with the Chicago Bears as a rookie free agent in 2020 and also spent time with the Los Angeles Chargers and Las Vegas Raiders during his rookie campaign.

CAREER TRANSACTIONS:

- The Albemarle, N.C., native was originally signed by the Oakland Raiders as a rookie free agent on May 20, 2014.
- Waived by the Raiders on Aug. 30, 2014 and signed to the team's practice squad two days later.
- Signed by the Raiders to their active roster from the team's practice squad on Oct. 25, 2014.
- Signed by the Indianapolis Colts as an unrestricted free agent on March 15, 2018.
- Signed by the Titans as an unrestricted free agent on March 19, 2021.

SEASON RECAPS:

2021 (17/11, 1/1 - Tennessee): Played in all 17 games with 11 starts in his first season with the Titans. Ranked second on the team with a career-high tying nine sacks and third on the squad with a career-best 44 quarterback pressures. Notched 32 tackles, including 10 stops for loss, six passes defended and a blocked field goal. Started the postseason contest and posted three tackles, including 1.5 sacks, five quarterback pressures and a pass defended. Led or tied for the team lead in sacks six times in 2021 (at SEA, vs. KC, vs. JAX, at PIT, vs. SF, vs. MIA). Led or tied for the team lead in quarterback pressures four times in 2021 (vs. KC, at NE, vs. JAX, vs. CIN). Led or tied for the team lead in passes defended four times in

2021 (vs. BUF, at LAR, vs. HOU, at HOU).

- Against Arizona (9/12), made his Titans debut as a reserve at defensive end and collected a tackle.
- At Seattle (9/19), played as a reserve at defensive end and posted three tackles, including 1.5 sacks and four quarterback pressures. Sacked Russell Wilson for a four-yard loss early in the second stanza. Halted a Seahawks' drive by combining with Jeffery Simmons for a seven-yard sack of Wilson on third-and-14 in the second quarter.
- Against Indianapolis (9/26), started at defensive end and tallied four quarterback pressures.
- At N.Y. Jets (10/3), started on the defensive front in his 100th career game and notched three tackles, including two stops for loss. Stuffed Michael Carter for a two-yard loss on a rush off right tackle in the third quarter. Forced the Jets to settle for a field goal in overtime by stonewalling Zach Wilson for a three-yard loss on a bootleg run on third-and-goal from the one-yard line.
- At Jacksonville (10/10), started on the defensive front and compiled a tackle with two quarterback pressures.
- Against Buffalo (10/18), started at defensive end and registered four quarterback pressures and a pass defended. Disrupted a Josh Allen pass that was then intercepted by Kevin Byard in the second quarter.
- Against Kansas City (10/24), started at defensive end and collected three tackles, including a team-high two sacks and a team-best seven quarterback pressures. Dropped Patrick Mahomes for a 10-yard sack on third-and-11, forcing a 57-yard field goal that was no good late in the third quarter. Sacked Mahomes for an eight-yard loss on fourth-and-18 midway through the fourth quarter.
- At Indianapolis (10/31), started at defensive end and posted three tackles and four quarterback pressures.
- At L.A. Rams (11/7), started at defensive end and tallied three tackles, including 1.5 sacks, five quarterback pressures and two passes defended. Dropped Matthew Stafford for a nine-yard sack in the opening quarter. Ended a Rams' drive by batting down a third-and-four pass intended for Robert Woods in the first quarter. Halted a Rams' drive by knocking down a pass intended for Woods on third-and-13 late in the second stanza. Teamed with Harold Landry III to sack Stafford for a six-yard loss on third-and-six late in the third quarter.
- Against New Orleans (11/14), started at defensive end and collected a tackle, a quarterback pressure and a pass defended. Batted down a pass intended for Adam Trautman in the third quarter.
- Against Houston (11/21), started at defensive end and totaled a tackle and a pass defended. Knocked down a pass intended for Chris Conley in the fourth quarter.
- At New England (11/28), started at defensive end and collected two quarterback pressures.
- Against Jacksonville (12/12), started at defensive end and posted two tackles, including a sack and a team-best four quarterback pressures in the shutout victory. Dropped Trevor Lawrence for a nine-yard sack on the Jaguars' first play from scrimmage in the opening quarter.
- At Pittsburgh (12/19), played as a reserve on the defensive front and notched a sack and a quarterback pressure. Sacked Ben Roethlisberger for a one-yard loss midway through the fourth quarter.
- Against San Francisco (12/23), saw significant action as a reserve on the defensive line and tallied three tackles, including a sack and three quarterback pressures. Stuffed Jeff Wilson Jr. for no gain on a rush off right end in the opening quarter. Halted a 49ers' drive by dropping Jimmy Garoppolo for a seven-yard sack on third-and-10 in the second quarter. Recorded his third consecutive game with at least one sack, marking the third three-game streak of his career.

- Against Miami (1/2), played as a reserve at defensive end and notched three tackles, including a sack and a quarterback pressure. Ended the Dolphins' first drive by sacking Tua Tagovailoa for a six-yard loss on third-and-10 in the first quarter. Recorded his fourth consecutive game with at least one sack, which is the longest such streak of his career. Partially blocked a Jason Sanders' 53-yard field goal attempt that was no good in the third quarter, marking his ninth career blocked kick.
- At Houston (1/9), saw significant action as a reserve on the defensive front and compiled three tackles, two quarterback pressures and a pass defended. Batted down a pass intended for Rex Burkhead in the opening quarter.
- Against Cincinnati (1/22), started at defensive end and posted three tackles, including 1.5 sacks, a team-high-tying five quarterback pressures and a pass defended. Registered his third consecutive postseason game with at least one sack. Combined with Naquan Jones to drop Joe Burrow for a three-yard sack on the Bengals' first play from scrimmage. Sacked Burrow for a six-yard loss later in the opening stanza. Teamed with David Long Jr. to stuff Joe Mixon for a three-yard loss on a rush off right end in the second quarter. Batted down a pass intended for Tyler Boyd in the second quarter.

2020 (14/13, 1/1 - Indianapolis): Appeared in 14 games with 13 starts and recorded 33 tackles, 7.5 sacks, nine tackles for loss and 10 quarterback hits. Spent two games on the reserve/COVID-19 list. Started the lone postseason contest and registered four tackles, including 1.5 sacks, two quarterback hits and a forced fumble.

- At Jacksonville (9/13), recorded two sacks of Gardner Minshew on opening day. It was his first multi-sack game since Week 2 of 2019 at Tennessee.
- At Detroit (11/1), tallied two sacks of Matthew Stafford in the victory.
- Against Baltimore (11/8), recorded two tackles including a sack of Lamar Jackson.
- At Tennessee (11/12), collected four tackles, including a 10-yard sack of Ryan Tannehill. It was his third consecutive game with a sack.
- Against Houston (12/20), accumulated four tackles, including 1.5 sacks.
- At Buffalo (1/9), started and tallied four tackles, 1.5 sacks and a forced fumble.

2019 (14/14 - Indianapolis): Started all 14 games he appeared in and tallied 32 tackles, 3.5 sacks, four tackles for loss, four passes defended and a forced fumble. Was inactive for the final two games of the season.

- At Tennessee (9/15), posted four solo tackles, two sacks of Marcus Mariota and a forced fumble.
- Against Tennessee (12/1), collected a season-best six tackles with a sack and two quarterback hits.

2018 (12/11, 2/2 - Indianapolis): Played in 12 games with 11 starts and notched 37 tackles, a career-high and team-leading nine sacks, 13 tackles for loss, two forced fumbles, a fumble recovery, a pass defended, a blocked extra point and a blocked field goal. Was inactive for four contests. Started two postseason games and had four tackles, a sack and two tackles for loss.

- Against Houston (9/30), posted a season-best nine tackles with two sacks, two more tackles for loss and two quarterback hits.
- Against Tennessee (11/18), collected a seven-yard sack of Marcus Mariota late in the second quarter.
- At Jacksonville (12/2), registered seven tackles, including a career-best three sacks for losses of 18 yards, four quarterback hits and two forced fumbles.
- At Houston (12/9), notched four tackles, including two sacks in the victory.
- Against Dallas (12/16), recorded a sack in the third consecutive game by dropping Dak Prescott for a 10-yard loss late in the fourth quarter. Blocked a 48-yard field goal attempt by Brett Maher early in the first quarter.
- At Kansas City (1/12), posted four tackles, including a five-yard sack of Patrick Mahomes on fourth-and-five in the third quarter.

2017 (16/3 - Oakland): Played in all 16 games with three starts and totaled 35 tackles. Set then career-highs with five sacks and seven passes defended.

- Against N.Y. Jets (9/17), contributed three tackles, a half sack and a pass defended. Split a sack with Mario Edwards Jr., bringing down Josh McCown for a four-yard loss in the third quarter.
- Against Kansas City (10/19), tallied two tackles and a half sack in the victory. Teamed with Khalil Mack to take down Alex Smith late in the fourth quarter, forcing a punt and getting the ball back to the Raiders' offense to

drive down the field for the game-winning score.

- Against Denver (11/26), posted one of the most productive games of his career, tallying three tackles and a career-high two sacks. Brought down Paxton Lynch for a nine-yard loss in the second quarter to force a punt. Dropped Lynch again in the third quarter for an eight-yard loss to force a punt.
- Against N.Y. Giants (12/3), tallied three tackles, a sack and a pass defended in the victory. Brought down Geno Smith for a three-yard loss in the fourth quarter to force a field goal attempt.
- At Kansas City (12/10), made his first start of the season and tallied two passes defended.
- At Philadelphia (12/25), posted his fifth sack of the season, dropping Nick Foles for a 16-yard loss in the fourth quarter.
- At L.A. Chargers (12/31), blocked an extra point attempt by Nick Rose in the second quarter.

2016 (16/7, 1/0 - Oakland): Saw playing time in all 16 games for the first time in his career and totaled 37 tackles, while adding 2.5 sacks, three passes defended and the first two fumble recoveries of his career.

- At Tennessee (9/25), teamed with Shilique Calhoun to take down Marcus Mariota for a two-yard sack.
- At Baltimore (10/2), tallied three assisted tackles and registered his first career fumble recovery following a Bruce Irvin sack-fumble of Joe Flacco in the fourth quarter.
- Against Carolina (11/27), tied a then career best with five tackles. Blocked a PAT attempt in the third quarter, his fourth career blocked kick.
- Against Buffalo (12/4), racked up two tackles and his first full sack of the season. His sack came during the fourth quarter on the Bills' last-chance drive.
- At Kansas City (12/8), notched two tackles and one fumble recovery in his fourth start of the year. Pounced on a loose ball after Khalil Mack's strip-sack of Alex Smith.
- At San Diego (12/18), notched his second sack in three games by taking Philip Rivers down for an eight-yard loss.
- At Houston (1/7), played in his first career postseason contest, recording three tackles and a pass defended.

2015 (14/8 - Oakland): Played in 14 games with eight starts, including starting the final seven games of the season. Totaled 29 tackles with three sacks and four passes defended. Led the NFL with three blocked kicks on special teams, posting the most blocks in a season by a single player since 2011.

- At Cleveland (9/27), batted down a pass at the line of scrimmage on Cleveland's final drive of the game for his first career pass defended.
- At Chicago (10/4), blocked a first quarter PAT attempt on special teams. Also posted three tackles.
- Against N.Y. Jets (11/1), posted a then career-high five tackles and recorded his first career sack.
- At Detroit (11/22), started at defensive end and notched his second sack of the season.
- At Tennessee (11/29), tipped a Marcus Mariota pass on the game's first play from scrimmage. Blocked his second PAT attempt of the season in the first quarter.
- Against Green Bay (12/20), credited with three tackles. Blocked his third kick of the season, deflecting a 49-yard field goal attempt by Mason Crosby in the fourth quarter.
- Against San Diego (12/24), recorded his first career safety with a sack of Philip Rivers. Also credited with three tackles and a pass defended.

2014 (10/0 - Oakland): Saw action in 10 games as a rookie and notched 13 tackles, three tackles for loss and two special teams stops. Spent first six games on the practice squad before being signed to the active roster on Oct. 25.

- At Cleveland (10/26), made his NFL debut, seeing significant action on defense and notched two tackles.
- At Seattle (11/2), came free up the middle on a third-quarter punt, blocking a Jon Ryan effort that was recovered in the end zone by Brice Butler for a Raiders touchdown. Added a tackle on kickoff coverage.
- Against Denver (11/9), recorded a personal-best two solo tackles.

COLLEGE:

- Played in 26 games with 23 starts for Mississippi State and finished his two-year Bulldogs career with 73 total tackles, 16 tackles for loss, six sacks and three forced fumbles. Spent his first two collegiate seasons at East Mississippi Community College where he was an NJCAA All-American and

national champion.

- As a senior (2013), started all 13 games for the Bulldogs. Finished second on the team with 6.5 tackles for loss. Collected 31 tackles, two sacks and eight quarterback hurries.
- As a junior (2012), signed with Mississippi State and played in all 13 games with 10 starts. Tallied 42 tackles, 9.5 tackles for loss, four sacks, two forced fumbles and an interception. Came on strong in the final four games of the season, totaling four tackles for loss, two sacks, two forced fumbles, three quarterback hurries, one interception and a pass breakup.
- Attended East Mississippi Community College during his first two collegiate seasons (2010-2011) and collected 141 total tackles, 16.5 sacks and 24 tackles for loss.
- As a sophomore (2011), helped lead Lions to 12-0 record, state championship and NJCAA national title. Named 2011 NJCAA Football All-America first team after posting 81 tackles with 13 tackles for loss, 11 sacks and 41 quarterback hurries. Also credited with four pass breakups and a

pair of forced fumbles.

PERSONAL:

- Attended Albemarle (N.C.) High School, where he was a standout two-way player at defensive end and tight end.
- As a senior, led Albemarle to a 12-2 record and totaled 142 tackles, nine sacks, five forced fumbles and four fumble recoveries.
- Named the All-SNAP Defensive Player of the Year, as well as the Rocky River Conference Defensive Player of the Year. Played in the NCAA East-West All-Star game.
- Born Denico Autry on July 15, 1990 in Albemarle, N.C.

DENICO AUTRY'S GAME-BY-GAME

2014 Oakland Raiders

Date	Opp	W/L	P/S	Tot Solo Asst	Sk - Yds	QBP	TFL	Int - Yds	-TD	PD	FF	FR - Yds	SpT
Sept 7	@ NYJ	L	PS										
Sept 14	Hou	L	PS										
Sept 21	@ NE	L	PS										
Sept 28	Mia	L	PS										
Oct 12	SD	L	PS										
Oct 19	Ari	L	PS										
Oct 26	@ Cle	L	p	2 1 1	0.0 0.0	0	0 0	0 0 0	0	0 0	0	0 0	0 NA
Nov 2	@ Sea	L	p	0 0 0	0.0 0.0	0	0 0	0 0 0	0	0 0	0	0 0	0 NA
Nov 9	Den	L	p	2 2 0	0.0 0.0	1	0 0	0 0 0	0	0 0	0	0 0	0 NA
Nov 16	@ SD	L	p	2 1 1	0.0 0.0	0	1 0	0 0 0	0	0 0	0	0 0	0 NA
Nov 20	KC	W	p	2 1 1	0.0 0.0	0	0 0	0 0 0	0	0 0	0	0 0	0 NA
Nov 30	@ STL	L	p	1 1 0	0.0 0.0	0	1 0	0 0 0	0	0 0	0	0 0	0 NA
Dec 7	SF	W	p	0 0 0	0.0 0.0	0	0 0	0 0 0	0	0 0	0	0 0	0 NA
Dec 14	@ KC	L	p	1 0 1	0.0 0.0	0	0 0	0 0 0	0	0 0	0	0 0	0 NA
Dec 21	Buf	W	p	1 1 0	0.0 0.0	0	0 0	0 0 0	0	0 0	0	0 0	0 NA
Dec 28	@ Den	L	p	2 1 1	0.0 0.0	0	1 0	0 0 0	0	0 0	0	0 0	0 NA
Totals			3-13 10/0	13 8 5	0.0 0.0	1	3	0 0 0	0	0 0 0	0	0 0	2

2015 Oakland Raiders

Date	Opp	W/L	P/S	Tot Solo Asst	Sk - Yds	QBP	TFL	Int - Yds	-TD	PD	FF	FR - Yds	SpT
Sept 13	Cin	L	p	1 0 1	0.0 0.0	0	0 0	0 0 0	0	0 0	0	0 0	0 0
Sept 20	Bal	W	p	4 3 1	0.0 0.0	0	0 0	0 0 0	0	0 0	0	0 0	0 0
Sept 27	@ Cle	W	p	1 1 0	0.0 0.0	1	1 0	0 0 0	1	0 0	0	0 0	0 0
Oct 4	@ Chi	L	p	3 2 1	0.0 0.0	1	0 0	0 0 0	0	0 0	0	0 0	0 0
Oct 11	Den	L	IA										
Oct 25	@ SD	W	IA										
Nov 1	NYJ	W	p	5 3 2	1.0 3.0	2	2 0	0 0 0	0	0 0	0	0 0	0 0
Nov 8	@ Pit	L	S	0 0 0	0.0 0.0	0	0 0	0 0 0	0	0 0	0	0 0	0 0
Nov 15	Min	L	p	2 2 0	0.0 0.0	0	0 0	0 0 0	0	0 0	0	0 0	0 0
Nov 22	@ Det	L	S	3 3 0	1.0 8.0	1	1 0	0 0 0	0	0 0	0	0 0	0 0
Nov 29	@ Ten	W	S	0 0 0	0.0 0.0	0	0 0	0 0 0	1	0 0	0	0 0	0 0
Dec 6	KC	L	S	2 0 2	0.0 0.0	0	0 0	0 0 0	0	0 0	0	0 0	0 0
Dec 13	@ Den	W	S	1 1 0	0.0 0.0	1	1 0	0 0 0	1	0 0	0	0 0	0 0
Dec 20	GB	L	S	3 1 2	0.0 0.0	0	0 0	0 0 0	0	0 0	0	0 0	0 0
Dec 24	SD	W	S	3 2 1	1.0 6.0	1	1 0	0 0 0	1	0 0	0	0 0	0 0
Jan 3	@ KC	L	S	1 1 0	0.0 0.0	0	0 0	0 0 0	0	0 0	0	0 0	0 0
Totals			7-9 14/8	29 19 10	3.0 17.0	7	6	0 0 0	4	0 0 0	0	0 0	0 0

2016 Oakland Raiders

Date	Opp	W/L	P/S	Tot Solo Asst	Sk - Yds	QBP	TFL	Int - Yds	-TD	PD	FF	FR - Yds	SpT
Sept 11	@ NO	W	p	4 2 2	0.0 0.0	0	0 0	0 0 0	0	0 0	0	0 0	0 0
Sept 18	Atl	L	p	1 0 1	0.0 0.0	0	0 0	0 0 0	0	0 0	0	0 0	0 0
Sept 25	@ Ten	W	p	2 0 2	0.5 1.0	1	0 0	0 0 0	0	0 0	0	0 0	0 0
Oct 2	@ Bal	W	p	3 0 3	0.0 0.0	0	0 0	0 0 0	0	0 0	1	0 0	0 0
Oct 9	SD	W	p	0 0 0	0.0 0.0	0	0 0	0 0 0	0	0 0	0	0 0	0 0
Oct 16	KC	L	p	4 4 0	0.0 0.0	0	0 0	0 0 0	0	0 0	0	0 0	0 0
Oct 23	@ Jax	W	p	1 1 0	0.0 0.0	0	0 0	0 0 0	1	0 0	0	0 0	0 0
Oct 30	@ TB	W	S	3 3 0	0.0 0.0	0	0 0	0 0 0	0	0 0	0	0 0	0 0
Nov 6	Den	W	S	4 3 1	0.0 0.0	1	0 0	0 0 0	1	0 0	0	0 0	0 0
Nov 21	Hou	W	p	2 0 2	0.0 0.0	0	2 0	0 0 0	1	0 0	0	0 0	0 0
Nov 27	Car	W	p	5 2 3	0.0 0.0	0	0 0	0 0 0	0	0 0	0	0 0	0 0
Dec 4	Buf	W	S	2 2 0	0.0 0.0	1	0 0	0 0 0	0	0 0	0	0 0	0 0
Dec 8	@ KC	L	S	1 1 0	0.0 0.0	0	0 0	0 0 0	0	0 0	1	0 0	0 0
Dec 18	@ SD	W	S	1 1 0	1.0 8.0	1	2 0	0 0 0	0	0 0	0	0 0	0 0
Dec 24	Ind	W	S	0 0 0	0.0 0.0	0	0 0	0 0 0	0	0 0	0	0 0	0 0
Jan 1	@ Den	L	S	4 3 1	0.0 0.0	0	2 0	0 0 0	0	0 0	0	0 0	0 0
Totals			12-4 16/7	37 22 15	2.5 9.0	4	6	0 0 0	3	0 0 2	0	0 0	0 0
Playoffs													
Jan 7	@ Hou	L	p	3 2 1	0.0 0.0	0	2 0	0 0 0	1	0 0	0	0 0	0 0
Totals			0-1 1/0	3 2 1	0.0 0.0	0	2	0 0 0	1	0 0 0	0	0 0	0 0

2017 Oakland Raiders

Date	Opp	W/L	P/S	Tot Solo Asst	Sk - Yds	QBP	TFL	Int - Yds	-TD	PD	FF	FR - Yds	SpT
Sept 10	@ Ten	W	p	0 0 0	0.0 0.0	0	0 0	0 0 0	0	0 0	0	0 0	0 0
Sept 17	NYJ	W	p	3 2 1	0.5 2.0	1	0 0	0 0 0	1	0 0	0	0 0	0 0
Sept 24	@ Was	L	p	3 2 1	0.0 0.0	0	1 0	0 0 0	0	0 0	0	0 0	0 0
Oct 1	@ Den	L	p	3 2 1	0.0 0.0	1	0 0	0 0 0	0	0 0	0	0 0	0 0
Oct 8	Bal	L	p	2 2 0	0.0 0.0	1	0 0	0 0 0	1	0 0	0	0 0	0 0
Oct 15	LAC	L	p	3 3 0	0.0 0.0	0	0 0	0 0 0	0	0 0	1	0 0	0 0
Oct 19	KC	W	p	2 2 0	0.5 5.5	1	0 0	0 0 0	0	0 0	0	0 0	0 0
Oct 29	@ Buf	L	p	1 0 1	0.0 0.0	0	0 0	0 0 0	0	0 0	0	0 0	0 0
Nov 5	@ Mia	W	p	4 2 2	2.0 0.0	0	1 0	0 0 0	1	0 0	1	0 0	0 0
Nov 19	NE	L	p	1 1 0	0.0 0.0	0	1 0	0 0 0	0	0 0	0	0 0	0 0
Nov 26	Den	W	p	3 3 0	2.0 17.0	2	2 0	0 0 0	0	0 0	0	0 0	0 0
Dec 3	NYG	W	p	3 2 1	1.0 3.0	1	1 0	0 0 0	1	0 0	0	0 0	0 0
Dec 10	@ KC	L	S	0 0 0	0.0 0.0	0	0 0	0 0 0	0	2 0	0	0 0	0 0
Dec 17	Dal	L	p	3 1 2	0.0 0.0	0	0 0	0 0 0	0	0 0	0	0 0	0 0
Dec 25	@ Phi	L	S	1 1 0	1.0 16.0	2	1 0	0 0 0	0	0 0	0	0 0	0 0
Dec 31	@ LAC	L	S	3 2 1	1.0 0.0	0	2 0	0 0 0	0	0 0	0	0 0	0 0
Totals			6-10 16/3	35 25 10	5.0 43.5	9	9	0 0 0	0	7	0 0	0 0	0 0

2018 Indianapolis Colts

Date	Opp	W/L	P/S	Tot Solo Asst	Sk - Yds	QBP	TFL	Int - Yds	-TD	PD	FF	FR - Yds	SpT
Sept 9	Cin	L	S	1 1 0	0.0 0.0	0	0 0	0 0 0	0	0 0	0	0 0	0 0
Sept 16	@ Was	W	IA										
Sept 23	@ Phi	L	IA										
Sept 30	Hou	L	S	9 7 2	2.0 5.0	2	4 0	0 0 0	0	0 0	0	0 0	0 0
Oct 4	@ NE	L	S	3 1 2	0.0 0.0	0	1 0	0 0 0	0	0 0	0	0 0	0 0
Oct 14	@ NYJ	L	IA										
Oct 21	Buf	W	IA										
Oct 28	@ Oak	W	S	2 1 1	0.0 0.0	0	0 0	0 0 0	0	0 0	0	0 0	0 0
Nov 11	Jax	W	S	2 2 0	0.0 0.0	0	0 0	0 0 0	0	0 0	0	0 0	0 0
Nov 18	Ten	W	S	2 2 0	1.0 7.0	1	1 0	0 0 0	0	0 0	0	0 0	0 0
Nov 25	Mia	W	S	3 2 1	0.0 0.0	1	0 0	0 0 0	0	0 0	1	0 0	0 0
Dec 2	@ Jax	L	S	7 6 1	3.0 18.0	4	3 0	0 0 0	2	0 0	0	0 0	0 0
Dec 9	@ Hou	W	S	4 3 1	2.0 18.0	2	2 0	0 0 0	0	0 0	0	0 0	0 0
Dec 16	Dal	W	S	1 1 0	1.0 10.0	1	0 0	0 0 0	0	0 0	0	0 0	0 0
Dec 23	NYG	W	S	2 1 1	0.0 0.0	0	1 0	0 0 0	0	0 0	0	0 0	0 0
Dec 30	@ Ten	W	S	1 1 0	0.0 0.0	0	0 0	0 0 0	0	1 0	0	0 0	0 0
Totals			10-6 12/11	37 28 9	9.0 58.0	11	13	0 0 0	0	1 2 1	0 0	0 0	0 0

Playoffs

Jan 5	@ Hou	W	S	0 0 0	0.0 0.0	0	0 0	0 0 0	0	0 0	0	0 0	0 0
Jan 12	@ KC	L	S	4 2 2	1.0 5.0	3	2 0	0 0 0	0	0 0	0	0 0	0 0
Totals			1-1 2/2	4 2 2	1.0 5.0	3	2	0 0 0	0	0 0 0	0	0 0	0 0

2019 Indianapolis Colts

Date	Opp	W/L	P/S	Tot Solo Asst	Sk - Yds	QBP	TFL	Int - Yds	-TD	PD	FF	FR - Yds	SpT
Sept 8	@ LAC	L	S	4 2 2	0.5 3.0	1	0 0	0 0 0	0	0 0	0	0 0	0 0
Sept 15	@ Ten	W	S	4 4 0	2.0 20.0	2	2 0	0 0 0	0	1 0	0	0 0	0 0

DENICO AUTRY'S GAME-BY-GAME CONT.

2020 Indianapolis Colts

Date	Opp	W/L	P/S	Tot	Solo	Asst	Sk	- Yds	QBP	TFL	Int-	Yds	-TD	PD	FF	FR-	Yds	SpT	
Sept 13	@ Jax	L	S	2	2	0	2.0	9.0	2	2	0	0	0	0	0	0	0	0	0
Sept 20	Min	W	S	1	1	0	0.0	0.0	0	0	0	0	0	0	0	0	0	0	0
Sept 27	NYJ	W	S	5	4	1	0.0	0.0	1	0	0	0	0	0	0	0	0	0	0
Oct 4	@ Chi	W	S	0	0	0	0.0	0.0	0	0	0	0	0	0	0	0	0	0	0
Oct 11	@ Cle	L	S	7	3	4	0.0	0.0	0	1	0	0	0	0	0	0	0	0	0
Oct 18	Cin	W	S	1	0	1	0.0	0.0	0	0	0	0	0	0	0	0	0	0	0
Nov 1	@ Det	W	S	2	2	0	2.0	14.0	2	2	0	0	0	0	0	0	0	0	0
Nov 8	Bal	L	S	2	1	1	1.0	1.0	1	1	0	0	0	0	0	0	0	0	0
Nov 12	@ Ten	W	S	4	2	2	1.0	10.0	1	1	0	0	0	0	0	0	0	0	0
Nov 22	GB	W	R/C																
Nov 29	Ten	L	R/C																
Dec 6	@ Hou	W	S	1	1	0	0.0	0.0	0	1	0	0	0	0	0	0	0	0	0
Dec 13	@ LV	W	S	0	0	0	0.0	0.0	0	0	0	0	0	0	0	0	0	0	0
Dec 20	Hou	W	S	4	3	1	1.5	9.5	2	1	0	0	0	0	0	0	0	0	0
Dec 27	@ Pit	L	S	3	1	2	0.0	0.0	0	0	0	0	0	0	0	0	0	0	0
Jan 3	Jax	W	S	1	0	1	0.0	0.0	1	0	0	0	0	0	0	0	0	0	0
Totals			11-5 14/13	33	20	13	7.5	43.5	10	9	0	0	0	0	0	0	0	0	0
Playoffs																			
Jan 9	@ Buf	L	S	4	2	2	1.5	20.5	2	1	0	0	0	0	1	0	0	0	0
Totals			0-1 1/1	4	2	2	1.5	20.5	2	1	0	0	0	0	1	0	0	0	0

2021 Tennessee Titans

Date	Opp	W/L	P/S	Tot	Solo	Asst	Sk	- Yds	QBP	TFL	Int-	Yds	-TD	PD	FF	FR-	Yds	SpT	
Sept 12	Ari	L	p	1	1	0	0.0	0.0	0	0	0	0	0	0	0	0	0	0	0
Sept 19	@ Sea	W	p	3	2	1	1.5	7.5	4	1	0	0	0	0	0	0	0	0	0
Sept 26	Ind	W	S	0	0	0	0.0	0.0	4	0	0	0	0	0	0	0	0	0	0
Oct 3	@ NYJ	L	S	3	3	0	0.0	0.0	0	2	0	0	0	0	0	0	0	0	0
Oct 10	@ Jax	W	S	1	1	0	0.0	0.0	2	0	0	0	0	0	0	0	0	0	0
Oct 18	Buf	W	S	0	0	0	0.0	0.0	4	0	0	0	0	1	0	0	0	0	0
Oct 24	KC	W	S	3	3	0	2.0	18.0	7	2	0	0	0	0	0	0	0	0	0
Oct 31	@ Ind	W	S	3	1	2	0.0	0.0	4	0	0	0	0	0	0	0	0	0	0
Nov 7	@ LAR	W	S	3	2	1	1.5	12.0	5	1	0	0	0	2	0	0	0	0	0
Nov 14	NO	W	S	1	0	1	0.0	0.0	1	0	0	0	0	1	0	0	0	0	0
Nov 21	Hou	L	S	1	1	0	0.0	0.0	0	0	0	0	0	0	1	0	0	0	0
Nov 28	@ NE	L	S	0	0	0	0.0	0.0	2	0	0	0	0	0	0	0	0	0	0
Dec 12	Jax	W	S	2	2	0	1.0	9.0	4	1	0	0	0	0	0	0	0	0	0
Dec 19	@ Pit	L	p	2	1	1	1.0	1.0	1	1	0	0	0	0	0	0	0	0	0
Dec 23	SF	W	p	3	2	1	1.0	7.0	3	1	0	0	0	0	0	0	0	0	0
Jan 2	Mia	W	p	3	3	0	1.0	6.0	1	1	0	0	0	0	0	0	0	0	0
Jan 9	@ Hou	W	p	3	3	0	0.0	0.0	2	0	0	0	0	1	0	0	0	0	0
Totals			12-5 17/11	32	25	7	9.0	60.5	44	10	0	0	0	6	0	0	0	0	0
Playoffs																			
Jan 22	Cin	L	S	3	1	2	1.5	7.5	5	1	0	0	0	1	0	0	0	0	0
Totals			0-1 1/1	3	1	2	1.5	7.5	5	1	0	0	0	1	0	0	0	0	0

DENICO AUTRY'S NFL STATISTICS

REGULAR SEASON

Year	Team	GP	GS	TACKLES							INTERCEPTIONS					FUMBLES			
				Tot	Solo	Asst	Sk	Yds	QBP	TFL	No	Yds	Lg	TD	PD	FF	FR	Yds	SpT
2014	Oakland	10	0	13	8	5	0.0	0.0	1	3	0	0	0	0	0	0	0	0	2
2015	Oakland	14	8	29	19	10	3.0	17.0	7	6	0	0	0	0	4	0	0	0	0
2016	Oakland	16	7	37	22	15	2.5	9.0	4	6	0	0	0	0	3	0	2	0	0
2017	Oakland	16	3	35	25	10	5.0	43.5	9	9	0	0	0	0	7	0	0	0	0
2018	Indianapolis	12	11	37	28	9	9.0	58.0	11	13	0	0	0	0	1	2	1	0	0
2019	Indianapolis	14	14	32	20	12	3.5	28.5	11	4	0	0	0	0	4	1	0	0	0
2020	Indianapolis	14	13	33	20	13	7.5	43.5	10	9	0	0	0	0	0	0	0	0	0
2021	Tennessee	17	11	32	25	7	9.0	60.5	44	10	0	0	0	0	6	0	0	0	0
NFL Totals		113	67	248	167	81	39.5	260.0	97	60	0	0	0	0	25	3	3	0	2

PLAYOFFS

Year	Team	GP	GS	TACKLES							INTERCEPTIONS					FUMBLES			
				Tot	Solo	Asst	Sk	Yds	QBP	TFL	No	Yds	Lg	TD	PD	FF	FR	Yds	SpT
2016	Oakland	1	0	3	2	1	0.0	0.0	0	2	0	0	0	0	1	0	0	0	0
2018	Indianapolis	2	2	4	2	2	1.0	5.0	3	2	0	0	0	0	0	0	0	0	0
2020	Indianapolis	1	1	4	2	2	1.5	20.5	2	1	0	0	0	0	0	1	0	0	0
2021	Tennessee	1	1	3	1	2	1.5	7.5	5	1	0	0	0	0	1	0	0	0	0
NFL Totals		5	4	14	7	7	4.0	33.0	10	6	0	0	0	0	2	1	0	0	0

Single-Game Highs

Tackles - 9 vs. Houston (9/30/18)
 Sacks - 3 at Jacksonville (12/2/18)
 Quarterback Pressures - **7 vs. Kansas City (10/24/21)**
 Forced Fumbles - 2 at Jacksonville (12/2/18)
 Fumble Recovery - 1 (Three times, last vs. Miami, 11/25/18)
 Pass Defensed - **2 (Three times, last at L.A. Rams, 11/7/21)**
 Tackles for Loss - 4 vs. Houston (9/30/18)

Playoff Single-Game Highs

Tackles - 4 (Three times, last at Buffalo, 1/9/21)
 Sacks - **1.5 (Twice, last vs. Cincinnati 1/22/22)**
 Quarterback Pressures - **5 vs. Cincinnati (1/22/22)**
 Forced Fumbles - 1 at Buffalo (1/9/21)
 Passes Defensed - **1 (Twice, last vs. Cincinnati 1/22/22)**
 Tackles for Loss - 2 (Twice, last at Kansas City, 1/12/19)

Additional Career Statistics

Safety - 1 vs. San Diego (12/24/15)
 Blocked PAT - 2 (2015), 1 (2016), 1 (2017), 1 (2018)
 Blocked Field Goal - 1 (2015), 1 (2018), **1 (2021)**
 Blocked Punt - 1 (2014)



13 CAMERON BATSON

WIDE RECEIVER • 5'8" • 175 LBS • COLLEGE: TEXAS TECH
ACQUIRED: FREE AGENT - 2018 • NFL EXPERIENCE (NFL/TITANS): 4/4
HOMETOWN: OKLAHOMA CITY, OKLA.
GAMES PLAYED/GAMES STARTED: 27/3 (PLAYOFFS: 1/0)

PRO: The Titans signed Cameron Batson as a rookie free agent following the 2018 NFL Draft. The 5-foot-8-inch, 180-pounder is a shifty route-runner with good burst and run-after-catch ability. The Texas Tech product also has experience in the return game having brought back both kickoffs and punts during his collegiate career. In four seasons with the Red Raiders, Batson collected 157 receptions for 1,499 yards and 14 touchdowns, while returning 22 kickoffs for 417 yards and 65 punts for 394 yards.

CAREER HIGHLIGHTS:

- In 2020, Batson set career-bests in receptions (12), receiving yards (100), receiving touchdowns (one), rushing attempts (four), rushing yards (20), kickoff returns (11), and kickoff return yards (231). He made his postseason debut and caught one six-yard pass.
- In 2018, Batson made the Titans' active roster out of training camp as a rookie free agent. He appeared in 11 games with two starts at wide receiver and posted eight catches for 82 yards.

TITANS TIDBITS:

- Batson was the valedictorian of his class at Millwood (Okla.) High School, and at Texas Tech, he graduated cum laude with his accounting degree in just over three years. His valedictorian speech – he had 52 in his graduating class – focused on his class, along with his past, and his journey.
- Batson wasn't necessarily expecting to make the team's 53-man roster as a rookie free agent in 2018. So when he walked into general manager Jon Robinson's office during cutdown day, he was expecting the worst. But things took a nice turn, and then something happened even the GM had never experienced before. Robinson told Batson he'd made the team's 53-man roster, and an impromptu prayer broke out. "I sat there and prayed," Batson said, "and Jon bowed his head with me. He said, 'That's the first time anyone had ever done that.' ... I just wanted to give God the glory, with everything that is going on good or bad, because without Him nothing is possible."
- He has a dog named Kookie, and runs an Instagram account for her @ms.kookiemonster.
- Batson was roommates with Kansas City Chiefs quarterback Patrick Mahomes at Texas Tech.

CAREER TRANSACTIONS:

- The Oklahoma City, Okla., native was signed by the Titans as an undrafted free agent on May 11, 2018.
- Waived by the Titans on Sept. 17, 2018 and signed to the team's practice squad a day later.
- Signed by the Titans to their active roster from the practice squad on Oct. 10, 2018.
- Waived by the Titans on Sept. 7, 2020 and signed to the team's practice squad two days later.
- Signed by the Titans to their active roster from the practice squad on Nov. 7, 2020.

SEASON RECAPS:

- 2021 (4/0, 0/0):** Saw action in four games and registered two catches for 15 yards with a touchdown. Rushed twice for 15 yards and returned five kickoffs for 80 yards. Was inactive for the first two games of the season. Placed on injured reserve on Oct. 19 and missed the final 11 regular season games and the postseason contest.
- Against Arizona (9/12), was inactive.
 - At Seattle (9/19), was inactive.

- Against Indianapolis (9/26), made his season debut as a reserve at wide receiver and caught one pass for 13 yards.
- At N.Y. Jets (10/3), saw action as a reserve at wide receiver and snared a two-yard touchdown pass. Evened the score at 24-24 with a two-yard touchdown grab with 16 seconds remaining in the fourth quarter.
- At Jacksonville (10/10), played as a reserve at wide receiver and rushed twice for 15 yards.
- Against Buffalo (10/18), saw action as a reserve as the kickoff returner and brought back a career-best five kickoffs for 80 yards before leaving the game late in the second quarter with an injury.

2020 (12/1, 1/0): Saw action in 12 games with one start at wide receiver and posted 12 catches for 100 yards with a touchdown. Returned 11 kickoffs for 231 yards and fair caught a punt. Appeared as a reserve in the postseason contest and caught one pass for six yards. Spent four weeks on the team's practice squad, including one week on the reserve/COVID-19 list. Was elevated to the active roster from the practice squad on gameday three times before joining the active roster for the remainder of the season on Nov. 7. Scored his first career touchdown against Cleveland (12/6/20).

- Against Jacksonville (9/20), returned to the lineup for the first time since 2018 and snared two passes for 26 yards. Rushed once for 11 yards on a jet sweep.
- Against Chicago (11/8), played as a reserve at wide receiver and caught one pass for six yards. Registered his first career kickoff return for 23 yards in the fourth quarter.
- Against Indianapolis (11/12), played as a reserve at wide receiver and snared two passes for eight yards. Returned two kickoffs for 60 yards. Kickstarted the Titans' initial touchdown drive with a 35-yard return on the opening kickoff of the game.
- At Baltimore (11/22), saw action as a reserve at wide receiver and caught two passes for 21 yards. Rushed for four yards on a direct snap. Returned three kickoffs for 47 yards. Kept the Titans' opening scoring drive alive with a 14-yard catch on third-and-11 in the first stanza.
- At Indianapolis (11/29), played as a reserve at wide receiver and rushed once for five yards out of the Wildcat formation. Returned one kickoff for 18 yards. Extended the Titans' fourth touchdown drive by taking a direct snap and gaining five yards off right end on third-and-one late in the second quarter.
- Against Cleveland (12/6), saw action as a reserve at wide receiver and caught three passes for 14 yards with his first career touchdown reception. Returned four kickoffs for 83 yards. Made a leaping eight-yard touchdown grab along the sideline in the end zone for his first career score with less than a minute remaining in the contest.
- Against Baltimore (1/10), played as a reserve at wide receiver and caught one pass for six yards in his postseason debut.

2019 (0/0, 0/0): Spent the entire season on injured reserve after getting injured during training camp.

- 2018 (11/2):** Appeared in 11 games with two starts at wide receiver as a rookie and recorded eight receptions for 82 yards. Carried the ball once for one yard. Returned three punts for four yards. Collected a special teams tackle on coverage units. Was inactive for two games. Spent three weeks on the team's practice squad. Saw action in his first career NFL game against Baltimore (10/14/18). Made his first career reception at L.A. Chargers in London (10/21/18). Made his first career start at Indianapolis (11/18/18).
- Against Baltimore (10/14), made his NFL debut as a reserve on special teams and returned one punt for zero yards.

- At Los Angeles Chargers in London (10/21), played as a reserve at wide receiver and hauled in his first NFL reception for no gain.
- At Dallas (11/5), saw action as a reserve at wide receiver and hauled in two receptions for 21 yards. Kept the Titans' second touchdown drive alive with a 12-yard grab on third-and-seven in the second quarter.
- Against New England (11/11), played as a reserve at wide receiver and collected two receptions for 36 yards. Hauled in a 26-yard reception with a toe-drag catch along the sideline in the third quarter.
- At Indianapolis (11/18), made his first career start at wide receiver and caught one pass for five yards. Rushed once for one yard.
- At Houston (11/26), saw action as a reserve at wide receiver and hauled in one reception for 13 yards. Collected a special teams stop on coverage units.
- Against N.Y. Jets (12/2), started at wide receiver and caught one pass for seven yards.

COLLEGE:

- Appeared in 50 games over four seasons at Texas Tech and totaled 157 receptions for 1,499 yards and 14 touchdowns. Also returned 22 kickoffs for 417 yards and returned 65 punts for 394 yards.
- As a senior (2017), saw action in all 13 games with nine starts. Set a single-season career-high with 924 all-purpose yards. Caught 59 passes for 487 yards and five touchdowns. Returned 14 kicks for 308 yards and 17 punts for 91 yards. Also rushed six times for 38 yards. Named a semifinalist for the Campbell Award given to the best football scholar-athlete in the nation and named first-team Academic All-Big 12.
- As a junior (2016), appeared in all 12 games with 10 starts and his 60 receptions ranked second on the team and his 644 receiving yards ranked fourth on the squad. Scored eight touchdowns on the season. Returned 13 kickoffs for 308 yards and 17 punts for 157 yards. Named first-team Academic All-Big 12.
- As a sophomore (2015), saw action in all 13 games and finished the season with 29 receptions for 327 yards and one touchdown. Returned 13 punts for 81 yards. Named Academic All-Big 12 first-team honoree.
- As a true freshman (2014), played in 12 games and tallied nine receptions

for 41 yards. Returned 18 punts for 65 yards.

- Graduated cum laude with a degree in accounting in 2017 from Texas Tech.

PERSONAL:

- Attended Millwood (Okla.) High School where he was named the Oklahoma Gatorade State Player of the Year and The Oklahoman's first-team All-State selection.
- As a senior, passed for over 2,000 yards, rushed for over 1,200 yards and returned four punts for touchdowns. As a defensive back, tallied 48 tackles and 19 career interceptions, including five interceptions he returned for touchdowns.
- Helped guide his high school basketball team to a state championship as a junior.
- Son of Ericka Batson and Willie Batson III and has twin sisters, Caira and Carmen.
- Follow Batson on Twitter at @KillaCam_3_.
- Follow Batson on Instagram at @Camb_13.
- Born Cameron Malik Batson on Dec. 20, 1995 in Oklahoma City, Okla.

CAMERON BATSON'S GAME-BY-GAME									
2018 Tennessee Titans				RECEIVING					
Date	Opp.	W/L	P/S	No	Yds	Avg	Lg	TD	
Sept 9	@ Mia	L	IA						
Sept 16	Hou	W	IA						
Sept 23	@ Jax	W	PS						
Sept 30	Phi	W	PS						
Oct 7	@ Buf	L	PS						
Oct 14	Bal	L	p	0	0	-	0	0	
Oct 21	@ LAC	L	p	1	0	0.0	0	0	
Nov 5	@ Dal	W	p	2	21	10.5	12	0	
Nov 11	NE	W	p	2	36	18.0	26	0	
Nov 18	@ Ind	L	S	1	5	5.0	5	0	
Nov 26	@ Hou	L	p	1	13	13.0	13	0	
Dec 2	NYJ	W	S	1	7	7.0	7	0	
Dec 6	Jax	W	p	0	0	-	0	0	
Dec 16	@ NYG	W	p	0	0	-	0	0	
Dec 22	Was	W	p	0	0	-	0	0	
Dec 30	Ind	L	p	0	0	-	0	0	
Totals		9-7	11/2	8	82	10.3	26	0	
2020 Tennessee Titans				RECEIVING					
Date	Opp.	W/L	P/S	No	Yds	Avg	Lg	TD	
Sept 14	@ Den	W	PS						
Sept 20	Jax	W	p	2	26	13.0	18	0	
Sept 27	@ Min	W	S	0	0	-	0	0	
Oct 13	Buf	W	R/C						
Oct 18	Hou	W	p	1	13	13.0	13	0	
Oct 25	Pit	L	PS						
Nov 1	@ Cin	L	PS						
Nov 8	Chi	W	p	1	6	6.0	6	0	
Nov 12	Ind	L	p	2	8	4.0	5	0	
Nov 22	@ Bal	W	p	2	21	10.5	14	0	
Nov 29	@ Ind	W	p	0	0	-	0	0	
Dec 6	Cle	L	p	3	14	4.7	8t	1	
Dec 13	@ Jax	W	p	0	0	-	0	0	
Dec 20	Det	W	p	0	0	-	0	0	
Dec 27	@ GB	L	p	1	12	12.0	12	0	
Jan 3	@ Hou	W	p	0	0	-	0	0	
Totals		11-5	12/1	12	100	8.3	18	1	
2021 Tennessee Titans				RECEIVING					
Date	Opp.	W/L	P/S	No	Yds	Avg	Lg	TD	
Sept 12	Ari	L	IA						
Sept 19	@ Sea	W	IA						
Sept 26	Ind	W	p	1	13	13.0	13	0	
Oct 3	@ NYJ	L	p	1	2	2.0	2t	1	
Oct 10	@ Jax	W	p	0	0	-	0	0	
Oct 18	Buf	W	p	0	0	-	0	0	
Oct 24	KC								Placed on injured reserve on Oct. 19, 2021
Oct 31	@ Ind								
Nov 7	@ LAR								
Nov 14	NO								
Nov 21	Hou								
Nov 28	@ NE								
Dec 12	Jax								
Dec 19	@ Pit								
Dec 23	SF								
Jan 2	Mia								
Jan 9	@ Hou								
Totals		4-2	4/0	2	15	7.5	13	1	

CAMERON BATSON'S NFL STATISTICS

REGULAR SEASON

Year	Team	REGULAR SEASON		RECEIVING					RUSHING				
		GP	GS	No	Yds	Avg	Lg	TD	Att	Yds	Avg	Lg	TD
2018	Tennessee	11	2	8	82	10.3	26	0	1	1	1.0	1	0
2019	Tennessee	0	0						Injured Reserve				
2020	Tennessee	12	1	12	100	8.3	18	1	4	20	5.0	11	0
2021	Tennessee	4	0	2	15	7.5	13	1	2	15	7.5	11	0
NFL Totals		27	3	22	197	9.0	26	2	7	36	5.1	11	0

REGULAR SEASON

Year	Team	REGULAR SEASON		PUNT RETURNS				KICKOFF RETURNS				
		No	FC	Yds	Avg	Lg	TD	No	Yds	Avg	Lg	TD
2018	Tennessee	3	1	4	1.3	5	0	0	0	-	0	0
2019	Tennessee							Injured Reserve				
2020	Tennessee	0	1	0	-	0	0	11	231	21.0	35	0
2021	Tennessee	0	0	0	-	0	0	5	80	16.0	20	0
NFL Totals		3	2	4	1.3	5	0	16	311	19.4	35	0

PLAYOFFS

Year	Team	PLAYOFFS		RECEIVING					RUSHING				
		GP	GS	No	Yds	Avg	Lg	TD	Att	Yds	Avg	Lg	TD
2020	Tennessee	1	0	1	6	6.0	6	0	0	0	-	0	0
NFL Totals		1	0	1	6	6.0	6	0	0	0	-	0	0

PLAYOFFS

Year	Team	PLAYOFFS		PUNT RETURNS				KICKOFF RETURNS				
		No	FC	Yds	Avg	Lg	TD	No	Yds	Avg	Lg	TD
2020	Tennessee	0	0	0	0.0	0	0	0	0	-	0	0
NFL Totals		0	0	0	0.0	0	0	0	0	-	0	0

Single-Game Highs

Receptions - 3 vs. Cleveland (12/6/20)
 Receiving Yards - 36 vs. New England (11/11/18)
 Long Reception - 26 vs. New England (11/11/18)
 Receiving Touchdown - **1 (Twice, last at N.Y. Jets 10/3/21)**
 Rushes - **2 at Jacksonville (10/10/21)**
 Rushing Yards - **15 at Jacksonville (10/10/21)**
 Long Rush - **11 (Twice, last at Jacksonville 10/10/21)**
 Kickoff Returns - **5 vs. Buffalo (10/18/21)**
 Kickoff Return Yards - 83 vs. Cleveland (12/6/20)
 Kickoff Return Long - 35 vs. Indianapolis (11/12/20)
 Punt Returns - 2 vs. Jacksonville (12/6/18)
 Punt Return Yards - 4 vs. Jacksonville (12/6/18)
 Punt Return Long - 5 vs. Jacksonville (12/6/18)

Playoff Single-Game Highs

Receptions - 1 vs. Baltimore (1/6/21)
 Receiving Yards - 6 vs. Baltimore (1/6/21)
 Long Reception - 6 vs. Baltimore (1/6/21)

Additional Career Statistics

Special Teams Tackles - 1 (2018)
 Fumble Recovery - 1 (2020)



45 KHARI BLASINGAME

FULLBACK/RUNNING BACK • 6'0" • 233 LBS • COLLEGE: VANDERBILT
ACQUIRED: FREE AGENT - 2019 • NFL EXPERIENCE (NFL/TITANS): 3/3
HOMETOWN: NEW MARKET, ALA.
GAMES PLAYED/GAMES STARTED: 32/13 (PLAYOFFS: 5/2)

PRO: The Titans signed fullback/running back Khari Blasingame off the Minnesota Vikings' practice squad during the 2019 season to provide depth in the backfield and on special teams. Blasingame originally signed with the Vikings as a rookie free agent following the 2019 NFL Draft and spent the first 10 weeks of his rookie campaign on the club's practice squad. The 6-foot, 233-pounder appeared in 21 games with 10 starts for the Titans during his first two seasons (2019-20) with the team. He amassed 997 rushing yards and 15 rushing scores as well as 35 catches for 380 yards and two receiving touchdowns during his collegiate career at Vanderbilt.

CAREER HIGHLIGHTS:

- In 2020, Blasingame saw action a career-high 15 games with seven starts at fullback and helped Derrick Henry become the eighth player in NFL history to eclipse 2,000 rushing yards in a season.

TITANS TIDBITS:

- After his football career, Blasingame's goal is to become the CEO of a hospital or health care system. Once there, he wants to focus on improving health care outcomes for disadvantaged populations. He earned his undergraduate degree in medicine, health and society from Vanderbilt in 2017 and received his master's degree in education during the 2021 offseason, after playing his final collegiate season in 2018 as a graduate student.
- Blasingame enjoys playing the saxophone.
- Blasingame originally started his Vanderbilt career at linebacker before transitioning to running back as a sophomore in 2016.

CAREER TRANSACTIONS:

- The New Market, Ala., native was originally signed by the Minnesota Vikings as a rookie free agent on May 3, 2019.
- Waived by the Vikings on Aug. 31, 2019 and signed to the team's practice squad a day later.
- Signed by the Titans to their active roster from the Minnesota Vikings' practice squad on Nov. 13, 2019.

SEASON RECAPS:

2021 (11/3, 1/0 - Tennessee): Played in 11 games with three starts at fullback. Rushed three times for six yards and caught two passes for four yards. Registered two special teams tackles. Placed on injured reserve on Nov. 6 and missed three games before being activated from injured reserve designated to return on Nov. 27. Was inactive for three games. Saw action as a reserve in the postseason contest. Tied for the team lead in special teams tackles once in 2021 (vs. BUF).

- Against Arizona (9/12), played as a reserve at fullback and on special teams. Registered a special teams tackle on coverage units.
- At Seattle (9/19), started at fullback and helped open holes for Derrick Henry to rush for 182 yards.
- Against Indianapolis (9/26), was inactive.
- At N.Y. Jets (10/3), saw limited action as a reserve at fullback and on special teams.
- At Jacksonville (10/10), started at fullback and helped block for Derrick Henry to amass 130 yards on the ground with three rushing touchdowns.
- Against Buffalo (10/18), registered a special teams stop on coverage units.
- Against Kansas City (10/24), started at fullback.
- At Indianapolis (10/31), was inactive.
- At New England (11/28), returned to the lineup as a reserve at running back and carried the ball three times for six yards.

- Against Jacksonville (12/12), was inactive.
- At Pittsburgh (12/19), played as a reserve at fullback and on special teams.
- Against San Francisco (12/23), saw action as a reserve at fullback and on special teams.
- Against Miami (1/2), played as a reserve at fullback and on special teams.
- At Houston (1/9), saw action as a reserve at fullback and on special teams. Caught one pass for five yards out of the backfield. Returned one kickoff 12 yards to the Titans' 28-yard line in the fourth quarter.
- Against Cincinnati (1/22), played as a reserve at fullback and on special teams.

2020 (15/7, 1/1 - Tennessee): Played in 15 games with seven starts at fullback and helped Derrick Henry become the eighth player in NFL history to eclipse 2,000 rushing yards in a season. Caught four passes for 39 yards out of the backfield and registered three special teams tackles on coverage units. Missed one contest on the reserve/COVID-19 list. Tied for the team lead in special teams tackles twice in 2020 (vs. IND, vs. CLE).

- At Denver (9/14), saw action as a reserve at fullback and snared one catch for five yards.
- Against Houston (10/18), started at fullback and helped open holes for Titans' rushers to gain 263 yards on the ground, including 212 rushing yards by Derrick Henry.
- At Cincinnati (11/1), saw action as a reserve at fullback and snared a reception for five yards. Returned one kickoff for 11 yards.
- Against Indianapolis (11/12), started at fullback and snared one pass for 13 yards. Registered a special teams tackle on coverage units.
- At Indianapolis (11/29), started at fullback and blocked for Titans' rushers to gain 229 yards on 45 carries.
- At Jacksonville (12/13), saw action at fullback and helped open holes for Titans' rushers to gain 249 yards on the ground, including a 215-yard performance by Derrick Henry.
- Against Detroit (12/20), started at fullback and helped block for Titans' ball carriers to gain 195 yards and score three touchdowns on the ground.
- At Houston (1/3), played as a reserve at fullback and blocked for Derrick Henry to gain a franchise-record 250 rushing yards in the Titans' division-clinching victory and in the process become the eighth player in NFL history to eclipse 2,000 rushing yards in a season.

2019 (6/3, 3/1 - Tennessee): Saw action in six games with three starts at fullback during his rookie campaign. Caught four passes for 54 yards and collected two special teams tackles. Played in all three postseason contests with a start at fullback and notched two special teams tackles and a forced fumble on coverage units. Spent the first 10 weeks of the season on the Minnesota Vikings' practice squad before being signed by the Titans to their active roster on Nov. 13, 2019. Tied for the team lead in special teams tackles twice in 2019 (at IND, at NE). Made his first career start in his NFL debut against Jacksonville (11/24/19).

- Against Jacksonville (11/24), started at fullback in his NFL debut. Notched a special teams tackle on coverage units.
- At Indianapolis (12/1), played as a reserve at fullback and on special teams. Tied for the team lead with a special teams tackle on coverage units.
- At Oakland (12/8), saw action as a reserve at fullback and snared two receptions for 47 yards. Helped open holes for Titans' rushers to gain 161 yards on the ground. Set up the Titans' opening score with his first career catch, a 24-yard reception, in the first quarter. Got the Titans offense some breathing room with a 23-yard catch to the Tennessee 34-yard line in the third quarter.

- Against Houston (12/15), played as a reserve at fullback and caught one pass for no gain.
- Against New Orleans (12/22), started at fullback and helped the Titans amass 149 rushing yards on 26 carries.
- At Houston (12/29), started at fullback and caught one pass for seven yards. Helped open holes for Titans' rushers to gain 245 yards on the ground.
- At New England (1/4), started at fullback in his first career postseason game and blocked for Derrick Henry to amass 182 rushing yards. Tied for the team lead with a special teams tackle and a forced fumble on coverage units.
- At Baltimore (1/11), played as a reserve at fullback and helped open holes for Derrick Henry to collect a franchise postseason record 195 yards on the ground. Played as a reserve on special teams and collected a tackle on coverage units.

COLLEGE:

- Helped revitalize Vanderbilt's football program, advancing to Independence Bowl against N.C. State in 2016 and Texas Bowl against Baylor in 2018. Capped his collegiate career with CoSIDA Academic All-District honors in 2017 and 2018 and SEC Academic Honor Roll recognition from 2015-17.
- As a graduate student (2018), played in all 13 games with two starts and rushed for 401 yards and five touchdowns on 96 attempts, while adding 25 receptions for 320 yards and a score.
- As a junior (2017), participated in 11 games with one start at running back. As the top reserve to Commodores all-time leading rusher Ralph Webb, produced 147 yards on 45 carries.
- As a sophomore (2016), after moving from linebacker to running back in spring drills, played in all 13 games at running back and on special team return units. Finished the season second on the squad with 449 rushing yards and 10 rushing touchdowns on 97 carries. Also registered four

receptions.

- As a redshirt freshman (2015), played in 11 games, contributing at inside linebacker and on special teams.
- In 2014, did not see action as a true freshman.
- Earned an undergraduate degree in medicine, health and society from Vanderbilt in May 2017 and a Master's of Education from Vanderbilt's Peabody College in May 2021.

PERSONAL:

- Named second team All-State as a defensive back at Buckhorn (Huntsville, Ala.) High School.
- As a senior, posted 64 solo tackles and pair of interceptions as a safety. Also rushed for 966 yards and 10 touchdowns.
- Started at cornerback during junior and sophomore seasons.
- Played baseball and did sprints and jumps on the track and field squad at Buckhorn.
- Served as school ambassador and member of National Honor Society.
- Son of Stanley and Tara Blasingame and has an older sister, Camara.
- Born Khari Thomas Blasingame on July 1, 1996 in Huntsville, Ala.

KHARI BLASINGAME'S GAME-BY-GAME

2019 Tennessee Titans				RUSHING				RECEIVING					
Date	Opp	W/L	P/S	Att	Yds	Avg	Lg	TD	No	Yds	Avg	Lg	TD
Nov 24	Jax	W	S	0	0	-	0	0	0	0	-	0	0
Dec 1	@ Ind	W	p	0	0	-	0	0	0	0	-	0	0
Dec 8	@ Oak	W	p	0	0	-	0	0	2	47	23.5	24	0
Dec 15	Hou	L	p	0	0	-	0	0	1	0	0.0	0	0
Dec 22	NO	L	S	0	0	-	0	0	0	0	-	0	0
Dec 29	@ Hou	W	S	0	0	-	0	0	1	7	7.0	7	0
Totals		4-2	6/3	0	0	-	0	0	4	54	13.5	24	0
Playoffs													
Jan 4	@ NE	W	S	0	0	-	0	0	0	0	-	0	0
Jan 11	@ Bal	W	p	0	0	-	0	0	0	0	-	0	0
Jan 19	@ KC	L	p	0	0	-	0	0	0	0	-	0	0
Totals		2-1	3/1	0	0	-	0	0	0	0	-	0	0

2020 Tennessee Titans				RUSHING				RECEIVING					
Date	Opp	W/L	P/S	Att	Yds	Avg	Lg	TD	No	Yds	Avg	Lg	TD
Sept 14	@ Den	W	p	0	0	-	0	0	1	5	5.0	5	0
Sept 20	Jax	W	S	0	0	-	0	0	0	0	-	0	0
Sept 27	@ Min	W	p	0	0	-	0	0	0	0	-	0	0
Oct 13	Buf	W	R/C										
Oct 18	Hou	W	S	0	0	-	0	0	0	0	-	0	0
Oct 25	Pit	L	p	0	0	-	0	0	0	0	-	0	0
Nov 1	@ Cin	L	p	0	0	-	0	0	1	5	5.0	5	0
Nov 8	Chi	W	S	0	0	-	0	0	0	0	-	0	0
Nov 12	Ind	L	S	0	0	-	0	0	1	13	13.0	13	0
Nov 22	@ Bal	W	S	0	0	-	0	0	0	0	-	0	0
Nov 29	@ Ind	W	S	0	0	-	0	0	1	16	16.0	16	0
Dec 6	Cle	L	p	0	0	-	0	0	0	0	-	0	0
Dec 13	@ Jax	W	p	0	0	-	0	0	0	0	-	0	0
Dec 20	Det	W	S	0	0	-	0	0	0	0	-	0	0
Dec 27	@ GB	L	p	0	0	-	0	0	0	0	-	0	0
Jan 3	@ Hou	W	p	0	0	-	0	0	0	0	-	0	0
Totals		11-5	15/7	0	0	-	0	0	4	39	9.8	16	0
Playoffs													
Jan 10	Bal	L	S	0	0	-	0	0	0	0	-	0	0
Totals		0-1	1/1	0	0	-	0	0	0	0	-	0	0

2021 Tennessee Titans				RUSHING				RECEIVING					
Date	Opp	W/L	P/S	Att	Yds	Avg	Lg	TD	No	Yds	Avg	Lg	TD
Sept 12	Ari	L	p	0	0	-	0	0	0	0	-	0	0
Sept 19	@ Sea	W	S	0	0	-	0	0	0	0	-	0	0
Sept 26	Ind	W	IA										
Oct 3	@ NYJ	L	p	0	0	-	0	0	0	0	-	0	0
Oct 10	@ Jax	W	S	0	0	-	0	0	0	0	-	0	0
Oct 18	Buf	W	p	0	0	-	0	0	0	0	-	0	0
Oct 24	KC	W	S	0	0	-	0	0	0	0	-	0	0
Oct 31	@ Ind	W	IA										
Nov 7	@ LAR	W	IR										
Nov 14	NO	W	IR										
Nov 21	Hou	L	IR										
Nov 28	@ NE	L	p	3	6	2.0	3	0	0	0	-	0	0
Dec 12	Jax	W	IA										
Dec 19	@ Pit	L	p	0	0	-	0	0	0	0	-	0	0
Dec 23	SF	W	p	0	0	-	0	0	1	-1	-1.0	-1	0
Jan 2	Mia	W	p	0	0	-	0	0	0	0	-	0	0
Jan 9	@ Hou	W	p	0	0	-	0	0	1	5	5.0	5	0
Totals		12-5	11/3	3	6	2.0	3	0	2	4	2.0	5	0
Playoffs													
Jan 22	Cin	L	p	0	0	-	0	0	0	0	-	0	0
Totals		0-1	1/0	0	0	-	0	0	0	0	-	0	0

KHARI BLASINGAME'S NFL STATISTICS

REGULAR SEASON

Year	Team	REGULAR SEASON		RUSHING						RECEIVING				
		GP	GS	No	Yds	Avg	Lg	TD	Att	Yds	Avg	Lg	TD	
2019	Tennessee	6	3	0	0	-	0	0	4	54	13.5	24	0	
2020	Tennessee	15	7	0	0	-	0	0	4	39	9.8	16	0	
2021	Tennessee	11	3	3	6	2.0	3	0	2	4	2.0	5	0	
NFL Totals		32	13	3	6	2.0	3	0	10	97	9.7	24	0	

PLAYOFFS

Year	Team	PLAYOFFS		RUSHING						RECEIVING				
		GP	GS	Att	Yds	Avg	Lg	TD	No	Yds	Avg	Lg	TD	
2019	Tennessee	3	1	0	0	-	0	0	0	0	-	0	0	
2020	Tennessee	1	1	0	0	-	0	0	0	0	-	0	0	
2021	Tennessee	1	0	0	0	-	0	0	0	0	-	0	0	
NFL Totals		5	2	0	0	-	0	0	0	0	-	0	0	

Single-Game Highs

Rushes - **3 at New England (11/28/21)**
 Rushing Yards - **6 at New England (11/28/21)**
 Long Rush - **3 at New England (11/28/21)**
 Receptions - 2 at Oakland (12/8/19)
 Receiving Yards - 47 at Oakland (12/8/19)
 Long Reception - 24 at Oakland (12/8/19)

Additional Statistics

Special Teams Tackles - 2 (2019), 3 (2020), **2 (2021)**
 Kickoff Returns - 1 for 11 yards at Cincinnati (11/1/20); **1 for 12 yards at Houston (1/9/22)**

Additional Playoff Statistics

Special Teams Tackles - 2 (2019)
 Special Teams Forced Fumble - 1 at New England (1/4/20)



62 AARON BREWER

GUARD/CENTER • 6'1" • 295 LBS • COLLEGE: TEXAS STATE
ACQUIRED: FREE AGENT - 2020 • NFL EXPERIENCE (NFL/TITANS): 2/2
HOMETOWN: DALLAS, TEXAS
GAMES PLAYED/GAMES STARTED: 24/6 (PLAYOFFS: 1/0)

PRO: The Titans signed Aaron Brewer as a rookie free agent following the 2020 NFL Draft. He earned a roster spot and played 12 games with one start as a rookie, providing depth at guard and center. The 6-foot-1-inch, 295-pounder appeared in 48 games with 47 consecutive starts over four seasons (2016-19) at Texas State, where he registered starts at all five offensive line positions.

TITANS TIDBITS:

- As an extremely versatile athlete, Brewer has even taught himself to do backflips.
- In college, he registered at least one start at all five positions along the offensive line.

CAREER TRANSACTIONS:

- The Dallas, Texas, native was signed by the Titans as a rookie free agent on May 7, 2020.

SEASON RECAPS:

2021 (12/5, 1/0): Appeared in 12 games with five starts at guard. Placed on injured reserve on Oct. 8 and missed four games before being activated from injured reserve designated to return on Nov. 6. Dressed but did not play in one contest. Saw action as a reserve in the postseason contest.

- Against Arizona (9/12), dressed but did not play.
- At Seattle (9/19), entered the game at left guard after Rodger Saffold left the game in the third quarter with an injury. Helped open holes for Derrick Henry to rush for 182 yards.
- Against Indianapolis (9/26), saw action as a reserve on special teams.
- At N.Y. Jets (10/3), played as a reserve at both center and left guard after starters left the contest with injuries.
- At L.A. Rams (11/7), returned to the lineup as a starter at right guard.
- Against New Orleans (11/14), played as a reserve as an extra tight end.
- Against Houston (11/21), started at right guard.
- At New England (11/28), started at right guard and opened holes for Titans ball carriers to amass 270 yards on the ground, including two 100-yard rushers.
- Against Jacksonville (12/12), saw action as a reserve at left guard after Rodger Saffold III left the game with an injury.
- At Pittsburgh (12/19), started at left guard and helped block for Titans' ball carriers to amass 201 rushing yards.
- Against San Francisco (12/23), started at left guard. Helped the Titans convert a season-high nine third downs on 16 attempts in the game, while scoring on four of its five possessions in the second half.
- Against Miami (1/2), saw significant action as a reserve at tight end after MyCole Pruitt left the game in the second quarter with an injury.
- At Houston (1/9), played as a reserve as an extra tight end.
- Against Cincinnati (1/22), made his postseason debut and saw limited action as a reserve as an extra tight end and on special teams.

2020 (12/1, 0/0): Played in 12 games with one start at left guard during his rookie campaign. Was inactive for one contest and dressed but did not play in three games. Missed the postseason contest while on the reserve/COVID-19 list. Made his NFL debut at Denver (9/14/20). Started his first career NFL contest at Baltimore (11/22/20).

- At Denver (9/14), saw action as a reserve in his first NFL contest.
- Against Buffalo (10/13), saw limited action as a reserve tight end in the jumbo package.
- Against Indianapolis (11/12), played as a reserve at center late in the game and as an extra tight end.
- At Baltimore (11/22), made his first career NFL start at left guard and

helped open holes for Titans' ball carriers to gain 173 yards on the ground.

- At Jacksonville (12/13), played as a reserve at left guard in the second half.

- At Green Bay (12/27), saw limited action at left guard late in the fourth quarter.

- At Houston (1/3), entered the game as a reserve at left guard in the third quarter after Rodger Saffold III left with an injury. Blocked for Derrick Henry to gain a franchise-record 250 rushing yards in the Titans' division-clinching victory and in the process become the eighth player in NFL history to eclipse 2,000 rushing yards in a season.

- Against Baltimore (1/10), missed the game while on reserve/COVID-19.

COLLEGE:

- In four seasons at Texas State (2016-19), appeared in 48 games with 47 consecutive starts along the offensive line. Brewer recorded starts at center, left guard, right guard, left tackle and right tackle.

- As a senior (2019), started all 12 games at right tackle. Earned All-Sun Belt second team recognition.

- As a junior (2018), started 12 games with six starts at center and six starts at left tackle. Named to the All-Sun Belt first team Offense by Pro Football Focus and earned honorable mention All-Sun Belt recognition by the league's coaches and media.

- As a sophomore (2017), started all 12 games on the offensive line. Made five starts at center, five games at right guard and two games at left tackle. Earned All-Sun Belt second team honors by Phil Steele and All-Sun Belt third team recognition by the league's coaches and media.

- At Arkansas State (11/18), caught one pass for seven yards.

- As a freshman (2016), played in 12 games and made 11 starts on the offensive line. Started seven games at left guard and four games at center. Earned All-Sun Belt third team honors by Phil Steele and All-Sun Belt honorable mention recognition by the league's coaches and media.

- Majored in general studies at Texas State.

PERSONAL:

- Attended Skyline (Texas) High School where he earned All-District 9-6A First-Team honors at guard.

- Rated a two-star recruit by Rivals.

- Also competed in track and field.

- Son of Thedra and Keith Brewer.

- Follow Brewer on Twitter and Instagram @bigtime_ab.

- Born Aaron Jamal Brewer on Oct. 28, 1997 in Dallas, Texas.

AARON BREWER'S NFL STATISTICS

REGULAR SEASON

Year	Team	GP	GS
2020	Tennessee	12	1
2021	Tennessee	12	5
NFL Totals		24	6

PLAYOFFS

Year	Team	GP	GS
2020	Tennessee	0	0
2021	Tennessee	1	0
NFL Totals		1	0

Starts Breakdown:

2020 - LG 1; 2021 - RG 3, LG 2

Additional Career Statistics

Fumble Recoveries - **1 (2021)**



11 A.J. BROWN

WIDE RECEIVER • 6'1" • 226 LBS • COLLEGE: MISSISSIPPI
ACQUIRED: 2ND ROUND - 2019 • NFL EXPERIENCE (NFL/TITANS): 3/3
HOMETOWN: STARKVILLE, MISS.
GAMES PLAYED/GAMES STARTED: 43/36 (PLAYOFFS: 5/5)



PRO: The Titans selected A.J. Brown in the second round (51st overall) of the 2019 NFL Draft. The 6-foot-1-inch, 226-pounder owns a complete skill set as a wide receiver, excelling in route-running, blocking, and the ability to get open and catch the ball. In 2020, the Ole Miss product garnered his first career Pro Bowl selection after leading the team with 70 receptions, 1,075 receiving yards and 11 receiving scores. As a rookie in 2019, he led all NFL rookies in receiving yards (1,051) and total touchdowns (nine), while his 20.2-yard receiving average ranked second among all NFL players behind only Los Angeles Chargers veteran Mike Williams (20.4).

CAREER HIGHLIGHTS:

- Brown became the 11th player to reach 1,000 receiving yards in each of his first two NFL seasons (2019-20). Became the fifth NFL player since 1970 with at least 2,000 receiving yards and 19 receiving touchdowns in their initial two seasons.
- In 2019, Brown was selected to his first career Pro Bowl after leading the team with a career-best 70 receptions, a career-high 1,075 receiving yards and tying a "Titans era" (1999-present) record with 11 receiving touchdowns.
- In 2019, Brown led the Titans in every major receiving category, totaling 52 catches for 1,051 yards and eight touchdowns. Among all rookies in franchise history, he ranked third in receiving yards and fifth in receptions, and he tied for the third-highest receiving touchdown total.
- Brown led the 2019 NFL rookie class in receiving yards and total touchdowns, and he tied for the rookie lead in touchdown receptions. He also placed fifth among rookies in receptions. Among all NFL players in 2019—rookies and veterans—Brown finished second in receiving average (20.2), behind only the Los Angeles Chargers' Mike Williams (20.4).
- In his first NFL game at Cleveland on Sept. 8, 2019, he recorded three catches for 100 yards, becoming the franchise's first player with 100 receiving yards in his first career game since Sid Blanks on Sept. 12, 1964.
- In 2018, Brown started all 12 games in his final season at Ole Miss and set school single-season records in receiving yards (1,320) and catches (85). He led the SEC in both categories.

TITANS TIDBITS:

- Brown was selected in the 19th round of the 2016 Major League Baseball Draft by the San Diego Padres as a centerfielder, and he participated in the team's extended spring training program each summer from 2016-18.
- He has a dog, Bentley Juan Brown, and runs an Instagram account for him @bentleyjuan1.
- During a pre-draft visit to San Francisco, Brown was able to link up and work out with Hall of Fame NFL receiver and fellow Mississippian Jerry Rice. Rice took Brown on the horse trail at Edgewood Park in Redwood City, known as one of Rice's training sites, where the pair ran hills as part of their work out. Brown's hometown Starkville, Miss., and Rice's hometown Crawford, Miss., are a 30-minute drive apart.
- In every sport Brown played growing up, he wore jersey No. 1.
- Brown names the 2017 Egg Bowl as his most memorable college football moment. "Playing against Mississippi State in my hometown," he says, "Everything was great. We won, and I had six catches for 167 yards and one touchdown." After reaching the end zone, Brown yelled to the crowd, "This is my city."
- Brown briefly stopped playing football during junior high and his freshman year of high school. He returned to the field his sophomore year after his high school coach suggested he play again.
- He enjoys shooting pool in his free time.

- His transition from college to the pros was made easier due to his older sister, Reva, already living in Nashville before he was drafted by the Titans.

CAREER TRANSACTIONS:

- The Starkville, Miss., native was selected by the Titans in the second round (51st overall) the 2019 NFL Draft.

SEASON RECAPS:

- 2021 (13/13, 1/1):** Started 13 games and led the team with 63 receptions, 869 receiving yards and five receiving touchdowns. Rushed the ball twice for 10 yards. Placed on injured reserve on Nov. 27 and missed three games before being activated from injured reserve designated to return on Dec. 23. Was inactive for one contest. Started the postseason contest and posted five receptions for 142 yards with a touchdown. Has 13 career 100-yard receiving performances (including the playoffs), including four in 2021 (vs. KC, at IND, vs. SF, vs. CIN). Led or tied for the team lead in receptions seven times in 2021 (vs. ARI, at JAX, vs. BUF, vs. KC, at IND, at LAR, vs. SF). Led the team in receiving yards seven times in 2021 (vs. BUF, vs. KC, at IND, at LAR, vs. SF, vs. MIA, vs. CIN).
- Against Arizona (9/12), started at wide receiver and tied for the team lead with four receptions for 49 yards with a touchdown. Registered a defensive tackle as a defensive back on the final play of the first half. Got open in the end zone for a 13-yard touchdown catch early in the third quarter.
- At Seattle (9/19), started at wide receiver and snared three passes for 43 yards.
- Against Indianapolis (9/26), started at wide receiver and rushed once for three yards before leaving the game in the first quarter with an injury.
- At N.Y. Jets (10/3), was inactive.
- At Jacksonville (10/10), started at wide receiver and tied for the team lead with three catches for 38 yards. Set up the Titans' first offensive touchdown with a 22-yard catch-and-run reception down to the Jaguars' one-yard line. Kept the Titans' third-quarter touchdown drive alive with a six-yard catch on third-and-four.
- Against Buffalo (10/18), started at wide receiver and led the team with seven catches and 91 receiving yards. Kept the Titans' third-quarter touchdown drive alive with a 14-yard grab on fourth-and-two. Converted a key third-and-five with a 13-yard reception during a Titans' scoring drive early in the fourth quarter.
- Against Kansas City (10/24), started at wide receiver and led the team with eight catches and 133 receiving yards with a touchdown reception. Became the eighth player in franchise history with at least 10 career 100-yard receiving games and the first since Ernest Givins (1986-88) to accomplish the feat within his first three seasons. Set up the Titans' second touchdown with a 46-yard grab down the left sideline. Increased the Titans' lead to 14-0 with 24-yard touchdown catch on third-and-seven late in the first stanza.
- At Indianapolis (10/31), led the team with a career-high-tying 10 receptions for a career-best 155 receiving yards with a touchdown. Registered his fourth career game with at least 150 receiving yards and at least one touchdown reception. Evened the score at 14-14 with a 57-yard catch-and-run touchdown down the right sideline in the second quarter. It was his seventh touchdown catch of 50-plus yards since entering the NFL in 2019, which leads the NFL. Kept the Titans' third-quarter touchdown drive alive with a pair of third-down conversions: a 13-yard grab on third-and-three and a 10-yard reception on third-and-eight.
- At L.A. Rams (11/7), led the team with five receptions and 42 receiving yards. Helped set up the Titans' final touchdown with a 16-yard grab to the Rams' six-yard late in the fourth quarter.
- Against New Orleans (11/14), caught one pass for 16 yards and rushed

once for seven yards and a first down. Extended the Titans' first touchdown drive with a seven-yard run off left end on third-and-one in the second quarter. Made a critical fumble recovery of a botched center exchange on the final play of the third quarter.

- Against Houston (11/21), grabbed five passes for 48 yards before leaving the game in the third quarter with an injury. Kept the Titans' touchdown drive alive in the third quarter with an 11-yard reception on third-and-four.
- Against San Francisco (12/23), returned to the lineup and snared a career-best 11 receptions for 145 yards with a touchdown. Caught eight passes on third down, six of which resulted in first downs. Since 1978, he became the first player to produce eight or more catches on third down in a game. Brown's six receptions for third-down conversions were the most in the NFL since Green Bay's Davante Adams had seven in 2020. Extended the Titans' first scoring drive with a pair of third-down conversions: an 18-yard reception on third-and-seven and a 13-yard grab on third-and-10 in the third quarter. Kickstarted the Titans' second touchdown drive with a 42-yard leaping catch on third-and-23 on the final play of the third stanza. Kept the Titans' second touchdown drive alive with a 12-yard reception on third-and-10. Gave the Titans a 17-10 lead with an 18-yard touchdown grab early in the fourth quarter.
- Against Miami (1/2), caught two passes for 41 yards. Set up the Titans first touchdown with a 25-yard reception to the Miami 26-yard line in the first quarter.
- At Houston (1/9), snared four receptions for 68 yards with a touchdown. Set up the Titans second touchdown of the day with a 24-yard grab late in the second quarter. Increased the Titans lead to 14-0 with a 14-yard touchdown catch late in the second stanza.
- Against Cincinnati (1/22), started at wide receiver and led the team with a postseason career-high 142 receiving yards on five receptions with a touchdown. His 142 receiving yards established a new franchise postseason record. His 28.4-yard receiving average was the best in franchise postseason history among players with a minimum of five receptions in a game and ranked seventh in NFL postseason history among players with a minimum of five receptions in a game. Kickstarted the Titans' first touchdown drive with a 41-yard catch in the second quarter. Set up a Titans' field goal with a 40-yard reception down to the Bengals' 22-yard line in the third quarter. Evened the score at 16-16 with a one-handed, 33-yard touchdown grab down the right sideline late in the third quarter.

2020 (14/12, 1/1): Selected to his first career Pro Bowl. Led the team with 11 receiving touchdowns and tied Drew Bennett (11 touchdowns in 2004) for the most touchdown catches in a season in the team's "Titans era." Played in 14 games with 12 starts at wide receiver and led the team with a career-best 70 receptions and a career-high 1,075 receiving yards. Also returned an onside kick 42 yards for a touchdown. Became the 11th player to reach 1,000 receiving yards in each of his first two NFL seasons. Became the fifth NFL player since 1970 with at least 2,000 receiving yards and 19 receiving touchdowns in their initial two seasons. Was inactive for two games. Started the postseason contest and led the team with six catches and 83 receiving yards with a touchdown. Led or tied for the team lead in receptions nine times in 2020 (vs. BUF, vs. PIT, vs. CHI, at IND, at JAX, vs. DET, at GB, at HOU, vs. BAL). Led the team in receiving yards eight times in 2020 (vs. BUF, vs. PIT, vs. CHI, at IND, at JAX, at GB, at HOU, vs. BAL). Had at least one touchdown reception in 11 of the 15 games in which he has appeared in 2020, including the postseason. Became the franchise's third player to eclipse 1,500 career receiving yards before his 24th birthday at 23 years and 131 days old against Chicago (11/8/20). Became the fourth player in franchise history with at least eight touchdown receptions in back-to-back seasons.

- Against Buffalo (10/13), returned to the lineup as a reserve at wide receiver and led the team with seven receptions and 82 receiving yards with a touchdown. Got the Titans on the board early in the first quarter by getting open down the left sideline for a 16-yard touchdown grab in the end zone. Extended the Titans' third touchdown drive by drawing a defensive pass interference penalty on third-and-four late in the second quarter.
- Against Houston (10/18), started at wide receiver and snared five passes for 58 yards with two touchdowns. Registered the 10th and 11th touchdown receptions of his career. In doing so, he became the franchise's first player since the 1970 AFL-NFL merger to reach 10 career touchdown receptions in less than 20 career games. Increased the Titans lead to 14-0 with a six-yard touchdown reception late in the opening quarter. Sent the game to overtime with a seven-yard touchdown grab in the end zone with four seconds left to play in regulation.
- Against Pittsburgh (10/25), started at wide receiver and led the team with

career-high tying 153 yards on six catches with a touchdown. Got open over the middle and hauled in a 73-yard catch-and-run touchdown in the third quarter.

- At Cincinnati (11/1), started at wide receiver and collected four receptions for 24 yards with a touchdown. Cut the Bengals' lead to 24-14 by breaking tackles on the way to a nine-yard touchdown reception in the fourth quarter.
- Against Chicago (11/8), started at wide receiver and led the team with four catches and 101 receiving yards with a score. Set up the Titans' opening field goal with a 38-yard catch-and-run reception down to the Bears' 28-yard line in the first quarter. Extended the Titans' first touchdown drive with a 17-yard catch on third-and-six in the second quarter. Got open down the left sideline and hauled in a 40-yard touchdown strike for a 10-0 advantage in the second stanza.
- At Baltimore (11/22), started at wide receiver and snared four receptions for 62 yards with a score. Drew a 39-yard pass interference penalty during the Titans' opening scoring drive in the first quarter. Bulldozed his way into the end zone for a 14-yard touchdown on third-and-10 with 2:26 remaining in the fourth quarter.
- At Indianapolis (11/29), started at wide receiver and led the team with four catches and 98 receiving yards with a touchdown. Scored another touchdown on a 42-yard kickoff return. Became the first player in franchise history with a receiving touchdown and a kickoff return touchdown in the same game. Gave the Titans a 14-7 advantage by getting loose over the middle for a 69-yard catch-and-run touchdown late in the opening stanza. Sealed the victory by hauling in an onside kick and racing 42 yards for a touchdown late in the fourth quarter.
- At Jacksonville (12/13), started at wide receiver and led the team with seven catches and 112 receiving yards with a touchdown. Gave the Titans an early 7-0 lead with a one-handed grab for 37-yard touchdown reception on a flea-flicker in the first quarter. Reached 100 career receptions on a 13-yard reception in the second quarter.
- Against Detroit (12/20), started at wide receiver and tied for the team lead with five catches for 44 yards with a touchdown. Extended the Titans' opening touchdown drive with a six-yard catch on third-and-two in the first quarter. Got open for a two-yard touchdown pass and a 39-18 lead in the fourth quarter. Converted a third-and-four with a 12-yard reception during the Titans' final touchdown drive in the final stanza.
- At Houston (1/3), started at wide receiver and led the team with a career-high 10 receptions for a team-best 151 receiving yards with a touchdown in the Titans' division-clinching victory. Increased the Titans lead to 17-6 with a four-yard touchdown grab in the second quarter. Extended the Titans' opening touchdown drive of the second half with a 29-yard grab on third-and-eight in the third quarter. Kept the Titans' season-long 19-play scoring drive alive with a pair of third-down conversions in the fourth quarter: an 11-yard catch on third-and-six and a five-yard reception on third-and-four. Set up the Titans' game-winning field goal with a 52-yard deep bomb to the Texans' 23-yard line with 10 seconds remaining in the game.
- Against Baltimore (1/10), started at wide receiver and led the team with six receptions and 83 receiving yards with a touchdown. Extended the Titans' opening touchdown drive with a 28-yard grab on third-and-three in the first stanza. Gave the Titans an early 7-0 lead with a 10-yard touchdown reception in the opening quarter.

2019 (16/11, 3/3): Received all-rookie first team honors from the Pro Football Writers Association. Appeared in all 16 games with 11 starts at wide receiver. Led the team with 52 receptions, 1,051 receiving yards and eight receiving touchdowns. Led all NFL rookies with 1,051 receiving yards, ranked fifth among all rookies with 52 receptions and tied for first among all NFL rookies with eight touchdown receptions. Led all NFL rookies with five 100-yard receiving games in 2019. His 20.2-yard receiving average in 2019 ranked second among all qualifying NFL players. Also rushed three times for 60 yards with a rushing score. Started all three postseason contests and notched five catches for 64 yards to go along with one rush for nine yards. Led the team in receiving yards eight times (at CLE, at ATL, at CAR, vs. JAX, at IND, at OAK, vs. HOU, at HOU). Led or tied for the team lead in receptions six times (vs. LAC, vs. JAX, at IND, at OAK, vs. HOU, at HOU). Made his first career start in his NFL debut at Cleveland (9/8/19). Collected his first two receiving touchdowns at Atlanta (9/29/19). Became the first rookie in the "Titans era" (1999–present) to have five 100-yard receiving games. Became the first rookie in the "Titans era" (1999–present) with at least five touchdown receptions—he finished with eight. Ranked third in team history for receiving yards by a rookie, fifth in franchise history for receptions by a rookie and tied for third in franchise history for touchdown receptions by a rookie. Posted his fourth touchdown reception of the season of at least 50 yards at Houston (12/29/19), the first rookie to do so

since Randy Moss (five in 1998). Named the AFC Offensive Rookie of the Month for December, after hauling in 21 receptions for 470 yards with four touchdowns.

- At Cleveland (9/8), started at wide receiver in his NFL debut and snared three catches for a team-best 100 yards. With his 100 receiving yards, he became the franchise's first player with 100 receiving yards in his first career game since Sid Blanks on Sept. 12, 1964. Got the Titans' opening scoring drive rolling with his first career reception, a 47-yard catch-and-run play, in the first quarter. Kickstarted the Titans' scoring drive early in the third quarter with a 51-yard reception over the middle.
- At Atlanta (9/29), led the team with 94 receiving yards on three catches, including a team-high two touchdowns. Became the first Titans rookie with two or more touchdown receptions in a game since Chris Sanders against the Denver Broncos on Nov. 26, 1995. Gave the Titans an early 7-0 lead with a 55-yard catch-and-run touchdown on the first play of the second possession. Made an acrobatic, toe-drag 11-yard touchdown reception in the corner of the end zone late in the first quarter.
- Against L.A. Chargers (10/20), tied for the team lead with six catches for 64 yards. Totaled three receptions for 42 yards during the Titans' touchdown drive late in the second quarter.
- Against Tampa Bay (10/27), gave the Titans a 27-23 lead with an eight-yard touchdown grab on third-and-eight midway through the fourth quarter.
- At Carolina (11/3), led the team with 81 receiving yards on four catches. Extended the Titans' second touchdown drive with a beautiful over the shoulder catch on a 35-yard bomb.
- Against Jacksonville (11/24), led the team with four catches and a then career-high 135 receiving yards with a touchdown. Kickstarted the Titans' touchdown drive to open the second half with a 35-yard catch early in the third quarter. Increased the Titans lead to 35-3 with a career-long 65-yard catch-and-run touchdown in the third stanza.
- At Oakland (12/8), started at wide receiver and led the team with five catches, a career-high 153 receiving yards and two receiving scores. Gave the Titans a 14-7 advantage with a career-long 91-yard touchdown grab early in the second quarter. His 91-yard touchdown reception was the fourth-longest touchdown catch in franchise history and the longest since 1965. Increased the Titans lead to 21-14 with a physical 16-yard touchdown catch on third-and-13 in the second quarter.
- Against Houston (12/15), started at wide receiver and led the team with a career-high eight catches and 114 receiving yards with a touchdown. Got open deep and hauled in a 60-yard reception down the right sideline in the opening quarter. Extended the Titans' initial touchdown drive with a pair of third-down conversions: a nine-yard catch on third-and-five and an 11-yard reception on third-and-three in the third quarter. Evened the score at 14-14 with a five-yard touchdown grab early in the fourth quarter.
- Against New Orleans (12/22), started at wide receiver and hauled in a 34-yard catch to go along with a 49-yard rushing touchdown. Extended the Titans lead to 14-0 with a 49-yard touchdown jaunt on a reverse in the first quarter.
- At Houston (12/29), started at wide receiver and led the team with 124 receiving yards while tying for the team lead with four receptions and a receiving touchdown. Evened the score at 7-7 with a 51-yard catch-and-run touchdown down the right sideline on third-and-five in the opening quarter. Eclipsed 1,000 yards receiving for the season with a 24-yard grab from Marcus Mariota during the Titans' second touchdown drive. Set up the Titans' fourth touchdown with a 47-yard catch over double coverage down to the Houston one-yard line early in the fourth quarter.
- At New England (1/4), started at wide receiver in his first career postseason game and caught one pass for four yards.
- At Baltimore (1/11), started at wide receiver and hauled in one reception for nine yards.
- At Kansas City (1/19), started at wide receiver and grabbed three receptions for 51 yards. Kickstarted the Titans' first scoring drive with a 37-yard reception over the middle on the second play from scrimmage.

COLLEGE:

- In three seasons at Ole Miss (2016-18), appeared in 36 games and made 25 starts. He became the program's all-time leading receiver with 2,984 yards, ranked third in school history with 189 receptions, and placed fifth all-time with 19 touchdowns. Brown averaged 15.8 yards per catch and 82.9 yards per game, and he tallied the most 100-yard receiving games in Ole Miss history with 12. He became the third player in school history to top 1,000 yards in a single season and the only receiver in Ole Miss history to tally 60 or more receptions in back-to-back seasons.
- As a junior (2018), played and started all 12 games and set career highs

and Ole Miss single-season receiving records with 85 receptions and 1,320 yards. His 1,320 receiving yards led the SEC, were seventh in the nation, and broke the Ole Miss record for single-season receiving yards that he had set in 2017. He added six touchdowns on the year. Brown had six games of 100-plus yards and caught seven or more passes in seven contests. Earned All-America honors from FWAA (second team), Phil Steele (second team), Associated Press (third team), and All-SEC first team honors (Associated Press, coaches). Named a Biletnikoff Award semifinalist and was a finalist for the C Spire Conerly Trophy.

- As a sophomore (2017), played and started all 12 games and caught 75 passes for 1,254 yards and a career-high 11 touchdowns. His 11 scores tied Ole Miss' single-season school record, led the SEC and ranked 11th in the nation. Posted six 100-yard games and became the third receiver in Ole Miss history to record a 1,000-yard season. Brown's 1,254 receiving yards led the SEC, ranked 10th in the nation, and broke the school record for a single season. Scored two touchdowns in four different contests. Earned All-America honors from Phil Steele (second team), Associated Press (third team), All-SEC first team honors (coaches, Associated Press, Phil Steele) and second team honors (Athlon). He was the 2017 recipient of the C Spire Conerly Trophy, and was a semifinalist for the Biletnikoff Award.
- Established an Ole Miss single-game record with 233 receiving yards at South Alabama (9/1/17) and tied a team record with 14 receptions against Louisiana (11/11/17).
- As a freshman (2016), played in all 12 games with one start as a true freshman. He finished fifth on the team with 29 catches and 412 yards, and added a pair of touchdowns. He ranked fourth among SEC freshman with 2.4 catches per game and fifth with 34.4 receiving yards per game.
- Majored in broadcast journalism and minored in criminal justice and education at Ole Miss.

PERSONAL:

- Attended Starkville (Miss.) High School, where he was an Under Armour All-America selection and a consensus 4-star prospect by the major recruiting services.
- Ranked the No. 45 overall recruit by Scout, No. 47 by 24/7 Sports, No. 53 by Rivals, and No. 66 by ESPN.
- As a senior, caught 83 passes for 1,371 yards and 13 touchdowns en route to leading Starkville to a 6A state championship.
- Named first team All-State by USA Today, The Clarion-Ledger, and the Mississippi Association of Coaches.
- Became the second player ever to be selected to both the Under Armour football and baseball All-American games.
- Also played baseball and basketball in high school. Brown batted over .360 for the Yellowjackets.
- List of favorites: (movie) "Bad Boys"; (TV show) "Martin"; (musician) "Kevin Gates"; (dessert) chocolate cake.
- Has two older sisters.
- Son of Arthur Brown, Josette Robertson and Mellisa Smith.
- Follow Brown on Twitter at @Brown1arthur.
- Follow Brown on Instagram at @1k_alwaysopen.
- Born Arthur Juan Brown on June 30, 1997 in Starkville, Miss.

A.J. BROWN'S GAME-BY-GAME

2019 Tennessee Titans

					RECEIVING				
Date	Opp.	W/L	P/S	No	Yds	Avg	Lg	TD	
Sept 8	@ Cle	W	S	3	100	33.3	51	0	
Sept 15	Ind	L	S	3	25	8.3	11	0	
Sept 19	@ Jax	L	S	1	4	4.0	4	0	
Sept 29	@ Atl	W	p	3	94	31.3	55t	2	
Oct 6	Buf	L	S	2	27	13.5	14	0	
Oct 13	@ Den	L	S	2	23	11.5	13	0	
Oct 20	LAC	W	p	6	64	10.7	16	0	
Oct 27	TB	W	p	2	11	5.5	8t	1	
Nov 3	@ Car	L	p	4	81	20.3	35	0	
Nov 10	KC	W	S	1	17	17.0	17	0	
Nov 24	Jax	W	p	4	135	33.8	65t	1	
Dec 1	@ Ind	W	S	3	45	15.0	16	0	
Dec 8	@ Oak	W	S	5	153	30.6	91t	2	
Dec 15	Hou	L	S	8	114	14.3	60	1	
Dec 22	NO	L	S	1	34	34.0	34	0	
Dec 29	@ Hou	W	S	4	124	31.0	51t	1	
Totals		9-7	16/11	52	1,051	20.2	91t	8	
Playoffs									
Jan 4	@ NE	W	S	1	4	4.0	4	0	
Jan 11	@ Bal	W	S	1	9	9.0	9	0	
Jan 19	@ KC	L	S	3	51	17.0	37	0	
Totals		2-1	3/3	5	64	12.8	37	0	

2020 Tennessee Titans

					RECEIVING				
Date	Opp.	W/L	P/S	No	Yds	Avg	Lg	TD	
Sept 14	@ Den	W	S	5	39	7.8	12	0	
Sept 20	Jax	W	IA						
Sept 27	@ Min	W	IA						
Oct 13	Buf	W	p	7	82	11.7	16t	1	
Oct 18	Hou	W	S	5	58	11.6	18	2	
Oct 25	Pit	L	S	6	153	25.5	73t	1	
Nov 1	@ Cin	L	S	4	24	6.0	9t	1	
Nov 8	Chi	W	S	4	101	25.3	40t	1	
Nov 12	Ind	L	p	1	21	21.0	21	0	
Nov 22	@ Bal	W	S	4	62	15.5	25	1	

Nov 29	@ Ind	W	S	4	98	24.5	69t	1	
Dec 6	Cle	L	S	4	87	21.8	40	0	
Dec 13	@ Jax	W	S	7	112	16.0	37t	1	
Dec 20	Det	W	S	5	44	8.8	14	1	
Dec 27	@ GB	L	S	4	43	10.8	12	0	
Jan 3	@ Hou	W	S	10	151	15.1	52	1	
Totals		11-5	14/12	70	1,075	15.4	73t	11	
Playoffs									
Jan 10	Bal	L	S	6	83	13.8	28	1	
Totals		0-1	1/1	6	83	13.8	28	1	

2021 Tennessee Titans

					RECEIVING				
Date	Opp.	W/L	P/S	No	Yds	Avg	Lg	TD	
Sept 12	Ari	L	S	4	49	12.3	19	1	
Sept 19	@ Sea	W	S	3	43	14.3	15	0	
Sept 26	Ind	W	S	0	0	-	0	0	
Oct 3	@ NYJ	L	IA						
Oct 10	@ Jax	W	S	3	38	12.7	22	0	
Oct 18	Buf	W	S	7	91	13.0	22	0	
Oct 24	KC	W	S	8	133	16.6	46	1	
Oct 31	@ Ind	W	S	10	155	15.5	57t	1	
Nov 7	@ LAR	W	S	5	42	8.4	16	0	
Nov 14	NO	W	S	1	16	16.0	16	0	
Nov 21	Hou	L	S	5	48	9.6	11	0	
Nov 28	@ NE	L	IR						
Dec 12	Jax	W	IR						
Dec 19	@ Pit	L	IR						
Dec 23	SF	W	S	11	145	13.2	42	1	
Jan 2	Mia	W	S	2	41	20.5	25	0	
Jan 9	@ Hou	W	S	4	68	17.0	24	1	
Totals		12-5	13/13	63	869	13.8	57t	5	
Playoffs									
Jan 22	Cin	L	S	5	142	28.4	41	1	
Totals		0-1	1/1	5	142	28.4	41	1	

A.J. BROWN'S NFL STATISTICS

REGULAR SEASON

Year	Team	REGULAR SEASON		RECEIVING					RUSHING				
		GP	GS	No	Yds	Avg	Lg	TD	Att	Yds	Avg	Lg	TD
2019	Tennessee	16	11	52	1,051	20.2	91t	8	3	60	20.0	49t	1
2020	Tennessee	14	12	70	1,075	15.4	73t	11	0	0	-	0	0
2021	Tennessee	13	13	63	869	13.8	57t	5	2	10	5.0	7	0
NFL Totals		43	36	185	2,995	16.2	91t	24	5	70	14.0	49t	1

PLAYOFFS

Year	Team	PLAYOFFS		RECEIVING					RUSHING				
		GP	GS	No	Yds	Avg	Lg	TD	Att	Yds	Avg	Lg	TD
2019	Tennessee	3	3	5	64	12.8	37	0	1	9	9.0	9	0
2020	Tennessee	1	1	6	83	13.8	28	1	0	0	-	0	0
2021	Tennessee	1	1	5	142	28.4	41	1	0	0	-	0	0
NFL Totals		5	5	16	289	18.1	41	2	1	9	9.0	9	0

Single-Game Highs

Receptions - **11 vs. San Francisco (12/23/21)**
 Receiving Yards - **155 at Indianapolis (10/31/21)**
 Long Reception - 91t at Oakland (12/8/19)
 Receiving Touchdowns - 2 (Three times, last vs. Houston 10/18/20)
 Rushing Attempts - **1 (Five times, last vs. New Orleans 11/14/21)**
 Rushing Yards - 49 vs. New Orleans (12/22/19)
 Long Rush - 49t vs. New Orleans (12/22/19)
 Rushing Touchdowns - 1 vs. New Orleans (12/22/19)

Playoff Single-Game Highs

Receptions - 6 vs. Baltimore (1/10/21)
 Receiving Yards - **142 vs. Cincinnati (1/22/22)**
 Long Reception - **41 vs. Cincinnati (1/22/22)**
 Receiving Touchdowns - **1 (Twice, last vs. Cincinnati 1/22/22)**
 Rushing Attempts - 1 at Baltimore (1/11/20)
 Rushing Yards - 9 at Baltimore (1/11/20)
 Long Rush - 9 at Baltimore (1/11/20)

Additional Career Statistics

Kickoff Returns - 1 for 42-yard touchdown at Indianapolis (11/29/20)
 Misc. Tackles - 1 (2019), 1 (2020), **3 (2021)**
 Pass Attempt - **0 for 1 (2021)**
 Defensive Tackle - **1 (2021)**
 Fumble Recovery - **1 (2021)**



55 JAYON BROWN

LINEBACKER • 6'0" • 226 LBS • COLLEGE: UCLA
ACQUIRED: 5TH ROUND - 2017 • NFL EXPERIENCE (NFL/TITANS): 5/5
HOMETOWN: LONG BEACH, CALIF.
GAMES PLAYED/GAMES STARTED: 66/39 (PLAYOFFS: 5/2)

PRO: The Titans selected Jayon Brown in the fifth round of the 2017 NFL Draft. He was re-signed by the club as an unrestricted free agent in 2021. The 6-foot, 226-pound defender possesses tremendous speed for the position and excels at covering tight ends and running backs. A three-down linebacker, Brown is one of the Titans' top defensive playmakers and leaders, often serving as the defensive signal caller. In 2019, he ranked third on the team with a career-high 117 tackles after finishing second on the squad with 107 total tackles and six sacks in 2018.

CAREER HIGHLIGHTS:

- In 2020, Brown led the team with 76 tackles through the first 10 games of the season but spent the remainder of the campaign on injured reserve.
- In 2019, Brown started a career-best 14 games and ranked third on the team with a career-high 117 tackles and fourth on squad with nine passes defended.
- In 2018, Brown finished second on the defense with 107 tackles and six sacks, and his 18 quarterback pressures tied for the second-highest total on the team. He was one of only six NFL linebackers with at least six sacks, one interception, one forced fumble and one fumble recovery during the season.
- Against Indianapolis on Dec. 30, 2018, Brown recorded his first career interception and returned the ball 22 yards for his first career touchdown. He later recorded a forced fumble and fumble recovery, and in doing so, he became the third NFL player in 2018 to record an interception for a touchdown, a forced fumble and a fumble recovery in the same game (Bobby Wagner, Khalil Mack). Brown became the first Titans player to accomplish the feat since at least 1993.
- As a rookie in 2017, Brown appeared in every game as the team's nickel linebacker. He registered 67 tackles, which tied for the 10th-highest total by a "Titans era" rookie (1999–present) and ranked fifth among the team's rookie linebackers in that span.

TITANS TIDBITS:

- Brown spent time as a child in the YMCA's after-school care program in Long Beach, Calif., and he is using those experiences to drive his involvement in the Nashville community. He launched the Jayon Brown MVP Program in conjunction with the YMCA's Community Action Program (YCAP), which helps at-risk and underserved youth in the Nashville area by closing the opportunity gap. Each week, Brown's program identifies a student in YCAP who exemplifies the core principles set forth in what he calls the "55 Game Plan." That student receives four tickets to an upcoming Titans game. "I lay out a game plan for them, which is to be a good student in the classroom, listen to your teachers, do your homework, make good choices, and live a healthy lifestyle," Brown said. "And I compare my life to theirs – I have to learn the playbook each and every week, be a good teammate, listen to my coaches, be coachable, go home and watch film, be healthy, work out, and play football."
- Brown went to the same California high school, Long Beach Poly, as former Titans great Jurrell Casey. Brown's older brother, Juwuan, was Jurrell's teammate there.
- He likes spending as much time as possible with his dogs, "a mutt named Lou" and a Rottweiler named Kali. He also enjoys puzzles and watching movies.
- Former Long Beach Poly and New England Patriots star Willie McGinest is a close friend of the Brown family.
- Brown's younger brother, Joshua, is a defensive end at the University of Arizona, and his two older brothers also played college football. Jason

played linebacker at Idaho, while Juwuan was a defensive lineman at Southern Oregon.

CAREER TRANSACTIONS:

- The Long Beach, Calif., native was selected by the Titans in the fifth round (155th overall) of the 2017 NFL Draft.
- Re-signed by the Titans as an unrestricted free agent on March 23, 2021.

SEASON RECAPS:

2021 (10/6, 1/0): Saw action in 10 games with six starts and registered 55 tackles, an interception and two passes defended. Placed on injured reserve on Oct. 8 and missed four games before being activated from injured reserve designated to return on Nov. 6. Was inactive for two contests and missed another game on the reserve/COVID-19 list. Played as a reserve in the postseason contest and notched two tackles and a quarterback pressure. Led the team in tackles once in 2021 (vs. HOU). Tied for the team lead in passes defended once in 2021 (at NE).

- Against Arizona (9/12), started at linebacker and collected seven tackles.
- At Seattle (9/19), was inactive.
- Against Indianapolis (9/26), saw limited action as a reserve at linebacker and tallied a tackle.
- At N.Y. Jets (10/3), played as a reserve at linebacker and notched a tackle.
- At L.A. Rams (11/7), returned to the lineup as a starter at linebacker and tallied seven tackles.
- Against New Orleans (11/14), started at linebacker and finished second on the team with nine tackles.
- Against Houston (11/21), started at linebacker and led the team with 14 tackles. Teamed with Tearr Tart to stuff Rex Burkhead for no gain on a rush up the middle in the third quarter. Combined with Elijah Molden to stop Burkhead for a two-yard loss on a rush up the middle in the third stanza. Halted a Texans' drive by tackling Burkhead for no gain on a third-and-one rush in the final quarter.
- At New England (11/28), started at linebacker and recorded eight tackles with a pass defended. Defended a pass intended for Rhamondre Stevenson in the second quarter.
- Against Jacksonville (12/12), started at linebacker and posted three tackles and an interception in the shutout victory. Intercepted a Trevor Lawrence pass intended for Tavon Austin in the third quarter.
- At Pittsburgh (12/19), played as a reserve at linebacker.
- Against San Francisco (12/23), saw action as a reserve at linebacker and tallied five tackles.
- Against Miami (1/2), missed the game on the reserve/COVID-19 list.
- At Houston (1/9), was inactive.
- Against Cincinnati (1/22), saw action as a reserve at linebacker and posted two tackles with a quarterback pressure.

2020 (10/10): Started 10 games at linebacker and posted 76 tackles, which led the team when he was placed on injured reserve on Nov. 24. Tied for second on the squad with eight passes defended. Registered a sack, an interception, five tackles for loss, four quarterback pressures and two forced fumbles. Missed the final six regular season games and the postseason contest while on injured reserve. Led or tied for the team lead in tackles five times in 2020 (at MIN, vs. HOU, vs. PIT, at CIN, vs. CHI). Tied for the team lead in sacks once in 2020 (vs. CHI). Led or tied for the team lead in passes defended twice in 2020 (vs. PIT, vs. IND).

- At Denver (9/14), started at linebacker and collected five tackles, including a stop for loss. Stonewalled Nick Vannett for a six-yard loss on a short pass in the opening stanza.

- Against Jacksonville (9/20), started at linebacker and posted seven tackles, including a stop for loss, a quarterback pressure and a pass defended. Broke up a pass intended for Chris Thompson in the first quarter. Dropped Chris Thompson for a three-yard loss on a short pass late in the second quarter.
- At Minnesota (9/27), started at linebacker and led the team with eight tackles with two quarterback pressures and a pass defended. Broke up a pass intended for Dalvin Cook in the first quarter. Stuffed Alexander Mattison for no gain on a rush off left tackle in the third quarter.
- Against Buffalo (10/13), started at linebacker and tallied five tackles and a forced fumble. Stripped the ball from T.J. Yeldon in the second quarter, but the fumble was recovered by the Bills.
- Against Houston (10/18), started at linebacker and led the team with 10 tackles, including a stop for loss. Teamed with Kevin Byard to stonewall David Johnson for a two-yard loss on a rush off right tackle in the third stanza. Combined with Kenny Vaccaro to stuff Johnson for no gain on a rush up the middle in the fourth quarter.
- Against Pittsburgh (10/25), started at linebacker and tied for the team lead with eight tackles and a career-high four passes defended, including an interception. Intercepted a Ben Roethlisberger pass that was batted by Jeffery Simmons at the line of scrimmage late in the third quarter. Deflected a pass intended for JuJu Smith-Schuster late in the third stanza. Broke up a pass intended for Smith-Schuster in the fourth quarter. Dislodged a pass intended for Smith-Schuster in the end zone that was then intercepted by Amani Hooker late in the final quarter.
- At Cincinnati (11/1), started at linebacker and led the team with 12 tackles. Stuffed Giovanni Bernard to no gain on a short pass early in the first quarter. Stonewalled Joe Burrow for no gain on a quarterback sneak late in the second stanza. Combined with Rashaan Evans to stop Samaje Perine for a one-yard loss on a rush off right guard in the fourth quarter.
- Against Chicago (11/8), started at linebacker and tallied a team-high 11 tackles, including a sack, a quarterback pressure, a forced fumble and pass defended. Halted the Bears' opening drive by combining with Jack Crawford to stuff David Montgomery on a fourth-and-one rush in the first quarter. Dropped Nick Foles for a six-yard sack in the second quarter. Deflected a Foles pass in the final stanza. Forced an Anthony Miller fumble that was recovered by Jeffery Simmons in the fourth quarter.
- Against Indianapolis (11/12), started at linebacker and collected seven tackles and a pass defended. Defended a tipped pass intended for Nyheim Hines in the second quarter.
- At Baltimore (11/22), started at linebacker and totaled three tackles, including a stop for loss before leaving the game with an injury late in the second quarter. Combined with Desmond King to stuff Mark Ingram II for no gain on a rush off right tackle in the first quarter. Stonewalled Lamar Jackson for a three-yard loss on a run up the middle in the second quarter.

2019 (14/14, 2/2): Started a career-best 14 games at linebacker. Ranked third on the team with a career-high 117 tackles and fourth on squad with nine passes defended. Also notched a sack, an interception, seven quarterback pressures, four stops for loss and a fumble recovery for a touchdown. Was inactive for two games. Started two postseason games at linebacker and collected eight tackles and a pass defended. Was inactive for a postseason contest. Led the team in tackles five times in 2019 (vs. IND, at JAX, vs. JAX, at IND, vs. NO). Led or tied for the team lead in passes defended four times in 2019 (at CLE, vs. TB, at IND, at KC).

- At Cleveland (9/8), started at linebacker and collected three tackles, two passes defended and a quarterback pressure. Deflected a pass intended for Rashard Higgins and the ball was almost intercepted on the opening play from scrimmage in the first quarter. Batted down a pass intended for Demetrius Harris midway through the second quarter.
- Against Indianapolis (9/15), started at linebacker and led the team with 10 tackles, while adding a pass defended. Teamed with Rashaan Evans to stuff Marlon Mack for no gain on a rush off right guard late in the fourth quarter.
- At Jacksonville (9/19), started at linebacker and led the team with 11 tackles, including a stop for loss and a quarterback pressure. Teamed with Jurrell Casey to stuff Leonard Fournette for no gain on a rush up the middle in the second quarter.
- At Atlanta (9/29), started at linebacker and registered nine tackles, a sack, three quarterback pressures, a stop for loss and a pass defended. Tipped a pass intended to Julio Jones in the second quarter. Halted a Falcons' drive by dropping Matt Ryan for a one-yard sack on fourth-and-four late in the final stanza.
- Against Buffalo (10/6), started at linebacker and notched eight tackles. Ended a Bills' drive by stopping Josh Allen for a one-yard rush on fourth-

and-two in the first quarter. Stuffed T.J. Yeldon for no gain on a short pass early in the second quarter.

- At Denver (10/13), started at linebacker and recorded a tackle before leaving the game early in the first quarter with an injury.
- Against Tampa Bay (10/27), started at linebacker and tallied seven tackles and tied for the team lead with a career-best three passes defended. Broke up a pass intended for Dare Ogunbowale in the second stanza. Knocked out a pass intended for Peyton Barber along the sideline in the third quarter.
- Against Jacksonville (11/24), started at linebacker and led the team with a career-high 16 tackles with a quarterback pressure.
- At Indianapolis (12/1), started at linebacker and led the team with 10 tackles and a pass defended. Broke up a pass intended for Jack Doyle in the fourth quarter.
- At Oakland (12/8), started at linebacker and amassed seven tackles, a stop for loss and a fumble recovery returned for a touchdown. Flew over the line and stuffed Alec Ingold for a one-yard loss on a first-and-goal rush from the one-yard line late in the second quarter. Scooped up a Darren Waller fumble along the sideline that was forced by Tye Smith and raced 47 yards for a touchdown early in the fourth quarter.
- Against Houston (12/15), started at linebacker and totaled 11 tackles and an interception. Halted a potential Texans' scoring drive by intercepting a Deshaun Watson pass in the end zone after it was initially batted in the air by Jeffery Simmons at the line of scrimmage.
- Against New Orleans (12/22), started at linebacker and led the team with 11 tackles, including a stop for loss and a quarterback pressure. Stopped Alvin Kamara for a two-yard loss on a short pass late in the second quarter.
- At New England (1/4), started at linebacker and posted three tackles before leaving the game in the second quarter with an injury. Combined with Rashaan Evans to stonewall Sony Michel for no gain on a rush off right tackle in the opening quarter.
- At Kansas City (1/19), started at linebacker and registered five tackles and a pass defended. Broke up a pass intended for Damien Williams in the third quarter.

2018 (16/9): Played in all 16 games with nine starts at linebacker. Ranked second on the squad with 107 tackles and six sacks and tied for second on the team with 18 quarterback pressures. Collected six tackles for loss, an interception he returned for a touchdown, seven passes defended, two forced fumbles, a fumble recovery and a special teams tackle. Led the team in tackles three times (vs. PHI, at BUF, at LAC). Led or tied for the team lead in sacks five times (vs. PHI, at BUF, at LAC, at DAL, vs. NYJ). Tied for the team lead in passes defended four times (vs. PHI, at IND, vs. NYJ, vs. IND). Tied for the team lead in quarterback pressures twice (at BUF, vs. NYJ). Made his first career NFL start at linebacker against Philadelphia (9/30/18).

- Against Philadelphia (9/30), made his first career start at linebacker and led the team with 11 tackles, including a sack, a stop for loss, four quarterback pressures and a pass defended. Combined with Jurrell Casey to stonewall Jay Ajayi for no gain on a rush off right end early in the second quarter. Teamed with Brian Orakpo to stuff Wendell Smallwood for a three-yard loss on a short pass late in the second stanza. Dropped Carson Wentz for a 10-yard sack on the first play of the fourth quarter.
- At Buffalo (10/7), started at linebacker and led the team with 11 tackles, a sack, two stops for loss and two quarterback pressures. Sniffed out an end around and stopped Ray-Ray McCloud for a three-yard loss in the first quarter. Forced the Bills to settle for a field goal by sacking Josh Allen for a five-yard loss on third-and-five late in the third quarter.
- At Los Angeles Chargers in London (10/21), saw action as a reserve at linebacker and led the team with eight tackles, including a sack, a stop for loss and a quarterback pressure. Sacked Philip Rivers for a one-yard loss late in the third quarter. Stuffed Austin Ekeler for no gain on a rush off left tackle in the final stanza.
- At Dallas (11/5), saw significant action as a reserve at linebacker and posted four tackles, including a sack, forced fumble and a quarterback pressure. Stonewalled Ezekiel Elliott for a three-yard loss on a rush off right guard in the first quarter. Ended a Cowboys' drive by strip-sacking Dak Prescott on third-and-13 and the loose ball was recovered by Wesley Woodyard at the Dallas 40-yard line.
- Against New England (11/11), started at linebacker and notched four tackles, a half sack and a quarterback pressure. Ended a Patriots' drive by combining with Wesley Woodyard to sack Tom Brady for a five-yard loss on third-and-nine on the opening drive of the third quarter.
- At Houston (11/26), saw action as a reserve at linebacker and recorded seven tackles, including a half sack, a stop for loss and a quarterback pressure. Halted a Texans' drive by combining with Derrick Morgan to drop

Deshaun Watson for an 11-yard sack on third-and-two in the first quarter.

- Against N.Y. Jets (12/2), started at linebacker and tallied five tackles, including a sack, a quarterback pressure and a pass defended. Dropped Josh McCown for a one-yard sack in the third quarter. Deflected a pass intended for Chris Herndon in the third quarter. Halted a Jets' drive by stuffing Trenton Cannon for no gain on a run off right end late in the fourth quarter.
- At N.Y. Giants (12/16), played as a reserve at linebacker and posted three tackles and a pass defended in the Titans' first shutout win since 2000. Broke up a pass intended for Evan Engram late in the second quarter.
- Against Indianapolis (12/30), started at linebacker and registered nine tackles, an interception returned for a score, another pass defended, a forced fumble and a fumble recovery. Became the third NFL player in 2018 to record an interception for a touchdown, a forced fumble and a fumble recovery in the same game. Brown became the first Titans player to accomplish the feat since at least 1993. Intercepted an Andrew Luck pass that was intended for Nyheim Hines and raced 22 yards for a touchdown in the second quarter. Halted a Colts' drive by breaking up a third-and-one pass intended for Eric Ebron in the second quarter. Stunted a potential Colts' scoring drive by forcing and recovering a Marlon Mack fumble in the second quarter.

2017 (16/0, 2/0): Played in all 16 games as a reserve linebacker in his rookie campaign and posted 67 tackles, 1.5 sacks, six quarterback pressures, two tackles for loss, four passes defended, a fumble recovery and two special teams tackles. Saw action in both postseason contests and notched five tackles and a pass defended. Appeared in his first career NFL game against Oakland (9/10/17). Tied for the team lead in sacks once (at SF). Tied for the team lead in passes defended twice (at JAX, vs. IND). Tied for the team lead in special teams tackles twice (vs. SEA, at PIT).

- Against Oakland (9/10), played as a reserve at linebacker in his NFL debut and posted four tackles. Stuffed Michael Crabtree for no gain on a short pass in the third quarter.
- Against Indianapolis (10/16), recorded four tackles and a team-high two passes defended. Ended a Colts' drive by breaking up a third-and-five pass intended for Jack Doyle in the third quarter. Defended a third-and-20 pass intended for Doyle in the fourth stanza.
- Against Baltimore (11/5), collected a then-career-best six tackles.
- At Pittsburgh (11/16), notched five tackles, including a stop for loss. Tied for the team lead with a special teams tackle on coverage units. Stopped Le'Veon Bell for a one-yard loss on a short pass in the second quarter.
- At Indianapolis (11/26), registered three tackles, including a half sack and two quarterback pressures. Halted a Colts' drive by combining with Derrick Morgan to sack Jacoby Brissett for a three-yard sack on third-and-12 in the first quarter.
- At Arizona (12/10), tallied a season-high seven tackles.
- At San Francisco (12/17), posted five tackles, including a sack, two quarterback pressures and a stop for loss. Stuffed Carlos Hyde for no gain on a rush off right end late in the second quarter. Dropped Jimmy Garoppolo for a sack in the fourth quarter.
- Against Jacksonville (12/31), tallied two tackles and a fumble recovery. Recovered a Keelan Cole fumble that was forced by Adoree' Jackson late in the second quarter.
- At Kansas City (1/6), recorded three tackles in his first career postseason game.

COLLEGE:

- In four seasons at UCLA (2013-16), Brown appeared in 49 games with 21 starts and totaled 220 tackles, three sacks, nine tackles for loss, three interceptions, 15 passes defended, one forced fumble and four fumble recoveries. He started 21 games over his final two seasons and totaled nine games with double-digit tackles.
- As a senior (2016), played and started 12 games and led the Bruins with 119 tackles, which tied for 16th on the all-time school single-season list. Added 2.5 sacks, seven tackles for loss (ranked third on team), three interceptions (ranked third on team), 23 passes defended and two fumble recoveries. Named first-team All-Pac-12 Conference. Ranked ninth in the country and led the Pac-12 with 9.9 total tackles per game. Tied for 10th in the Pac-12 in interceptions. Became the first UCLA player with 100 tackles in a season since Eric Kendricks (149) in 2014.
- As a junior (2015), saw action in 12 games with nine starts, entering the starting lineup after an injury to Myles Jack. Went on to lead the team with 93 tackles and ranked second on the squad with six passes defended.
- As a sophomore (2014), saw action in 12 games, primarily as a special

teams player. Credited with two tackles on the year. Returned five kickoffs for 42 total yards.

- As a freshman (2013), appeared in all 13 games as a special teams player and reserve linebacker and made six tackles on the season. Presented with the John Boncheff, Jr. Award for Rookie of the Year on special teams at the team's annual banquet. Earned a spot on the Athletic Director's Academic Honor Roll.
- Graduated from UCLA in spring 2017 with a degree in political science.

PERSONAL:

- Attended Long Beach (Calif.) Poly High School, where he became a three-star recruit according to Scout.com and Rivals.com. Ranked as the No. 87 outside linebacker in the nation according to Scout.com and the No. 17 OLB in the West. Rated as ESPN.com's No. 122 outside linebacker in the nation and the No. 156-rated recruit in the state of California. Earned PrepStar All-West Region honors.
- As a senior, helped lead his team to 12-4 and was credited with 112 tackles and 11.5 tackles for loss. Named CIF Pac-5 Division Defensive Player of the Year, a first-team All-CIF Pac-5 Division selection and Long Beach Press-Telegram's Dream Team.
- List of favorites: (TV show) "Game of Thrones"; (movies) "Interstellar" and "Friday"; (musicians) Future and Rae Sremmurd; (food) Mexican food; and (guilty pleasure) Flamin' Hot Cheetos.
- Follow Brown on Twitter and Instagram at @JayonBrown12.
- Born Jayon Lee Brown on Feb. 26, 1995 in Long Beach, Calif.

JAYON BROWN'S NFL STATISTICS

REGULAR SEASON				TACKLES							INTERCEPTIONS					FUMBLES			
Year	Team	GP	GS	Tot	Solo	Asst	Sk	Yds	QBP	TFL	No	Yds	Lg	TD	PD	FF	FR	Yds	SpT
2017	Tennessee	16	0	67	42	25	1.5	1.5	6	2	0	0	0	0	4	0	1	0	2
2018	Tennessee	16	9	107	76	31	6.0	25.0	18	6	1	22	22t	1	7	2	1	7	1
2019	Tennessee	14	14	117	89	28	1.0	1.0	7	4	1	0	0	0	9	0	1	47t	0
2020	Tennessee	10	10	76	45	31	1.0	6.0	4	5	1	0	0	0	8	2	0	0	0
2021	Tennessee	10	6	55	36	19	0.0	0.0	0	0	1	2	2	0	2	0	0	0	0
NFL Totals		66	39	422	288	134	9.5	33.5	35	17	4	24	22t	1	30	4	3	47t	3

PLAYOFFS				TACKLES							INTERCEPTIONS					FUMBLES			
Year	Team	GP	GS	Tot	Solo	Asst	Sk	Yds	QBP	TFL	No	Yds	Lg	TD	PD	FF	FR	Yds	SpT
2017	Tennessee	2	0	5	4	1	0.0	0.0	0	0	0	0	0	0	1	0	0	0	0
2019	Tennessee	2	2	8	8	0	0.0	0.0	0	0	0	0	0	0	1	0	0	0	0
2021	Tennessee	1	0	2	1	1	0.0	0.0	1	0	0	0	0	0	0	0	0	0	0
NFL Totals		5	2	15	13	2	0.0	0.0	1	0	0	0	0	0	2	0	0	0	0

Single-Game Highs

Tackles - 16 vs. Jacksonville (11/24/19)
 Sacks - 1 (Eight times, last vs. Chicago 11/8/20)
 Interceptions - **1 (Four times, last vs. Jacksonville 12/12/21)**
 Quarterback Pressures - 4 vs. Philadelphia (9/30/18)
 Passes Defensed - 4 vs. Pittsburgh (10/25/20)
 Forced Fumble - 1 (Four times, last vs. Chicago 11/8/20)
 Fumble Recovery - 1 (Three times, last at Oakland 12/8/19)
 Special Teams Tackles - 1 (Three times, last at Jacksonville 9/23/18)

Playoff Single-Game Highs

Tackles - 5 at Kansas City (1/19/20)
 Passes Defensed - 1 (Twice, last at Kansas City 1/19/20)
 Quarterback Pressures - **1 vs. Cincinnati (1/22/22)**

Additional Statistics

Touchdowns - 2 (22-yard interception return vs. Indianapolis, 12/30/18; 47-yard fumble return at Oakland, 12/8/19)



14 RANDY BULLOCK

KICKER • 5'9" • 210 LBS • COLLEGE: TEXAS A&M
ACQUIRED: FREE AGENT - 2021 • NFL EXPERIENCE (NFL/TITANS): 10/1
HOMETOWN: KLEIN, TEXAS
GAMES PLAYED/GAMES STARTED: 123/0 (PLAYOFFS: 1/0)

PRO: The Titans signed Randy Bullock to the team's practice squad during Week 1 to add insurance and experience to the kicking position. Prior to arriving in Tennessee, the 5-foot-9-inch, 210-pounder appeared in 107 games over nine seasons with the Houston Texans (2012-15), N.Y. Jets (2015), N.Y. Giants (2016), Pittsburgh Steelers (2016) and Cincinnati Bengals (2016-20). The Texas A&M product spent the 2021 offseason with the Detroit Lions.

CAREER HIGHLIGHTS:

- Entering 2021, Bullock has played in 107 NFL games, making 168 of 202 field goal attempts (83.2 percent) and 215 of 225 extra points (95.6 percent).
- In 2017, Bullock made good on a career-best 90 percent of his field goals in his first full season with the Bengals.
- In 2014, Bullock collected a career-high 130 points by nailing 30 of 35 field goals and all 40 extra points for the Texans.

TITANS TIDBITS:

- As a senior at Texas A&M, Bullock was received the Lou Groza Award, which is given annually to the nation's top placekicker.

CAREER TRANSACTIONS:

- The Klein, Texas, native was originally selected by the Houston Texans in the fifth round (161st overall) of the 2012 NFL Draft.
- Waived by the Texans on Sept. 29, 2015.
- Signed by N.Y. Jets as free agent on Nov. 10, 2015.
- Signed by N.Y. Giants as an unrestricted free agent on Aug. 23, 2016.
- Released by the Giants on Sept. 13, 2016.
- Signed by the Pittsburgh Steelers as free agent on Dec. 3, 2016.
- Released by the Steelers on Dec. 12, 2016.
- Claimed off waivers by the Cincinnati Bengals on Dec. 13, 2016.
- Signed by the Detroit Lions as an unrestricted free agent on March 22, 2021.
- Released by the Lions on Aug. 31, 2021.
- Signed by the Titans to their practice squad on Sept. 11, 2021.
- Signed by the Titans to their active roster from the practice squad on Sept. 15, 2021.

SEASON RECAPS:

2021 (16/0, 1/0 - Tennessee): Appeared in 16 games in his first season with the Titans and registered 120 points, which was the second-highest total of his career. Connected on 26 of 31 field goals and a career-best 42 extra points on 45 attempts. Spent the season opener on the team's practice squad. Saw action in his first career postseason contest and made good on his lone field goal attempt and his lone extra point chance. Has made seven game-winning field goals in his career, including three in 2021 (at SEA, at IND, vs. SF). Has registered 25 career games with at least three field goals, including three in 2021 (at SEA, at NYJ, vs. NO)

- At Seattle (9/19), made his Titans debut and nailed four of five field goals, including the game-winner in overtime. Made good on all three extra point chances. Evened the score at 3-3 with a 33-yard field goal in the first quarter. Gave the Titans a 6-3 advantage with a 30-yard field goal in the second stanza. Cut the Seahawks lead to 17-9 with a 24-yard field goal late in the second quarter. Ended the game with his fifth career game-winning field goal from 36 yards out with 4:45 remaining in overtime.
- Against Indianapolis (9/26), connected on his lone field goal (32) and both extra point chances. Gave the Titans a 25-16 lead with a 32-yard field goal with 2:58 remaining in the game.

- At N.Y. Jets (10/3), made good on three of four field goals (44, 46, 36) and his lone extra point chance. Gave the Titans an early 3-0 lead with a 44-yard field goal in the first quarter. Extended the Titans lead to 6-0 with a 46-yard field goal early in the second quarter. Increased the Titans advantage to 9-0 with a 36-yard field goal in the second stanza.
- At Jacksonville (10/10), connected on four of five extra point chances and his lone field goal attempt (34). Gave the Titans a 24-13 halftime lead with a 34-yard field goal with 31 seconds remaining in the second quarter.
- Against Buffalo (10/18), connected on both field goals (43, 38) and all four extra point chances. Cut the Bills lead to 13-10 with a 43-yard field goal in the second stanza. Made the score 31-27 in favor of Buffalo with a 38-yard field goal early in the fourth quarter.
- Against Kansas City (10/24), made good on both field goals (34, 51) and all three extra point chances. Booted all six of his kickoffs into the end zone for touchbacks. It was the third time in his career he had six or more kickoffs and had touchbacks on 100 percent of them. Extended the Titans' lead to 17-0 with a 34-yard field goal in the second quarter. Gave the Titans a 27-0 lead with a 51-yard field goal just before halftime.
- At Indianapolis (10/31), connected on both field goals (46, 44), including the game-winner in overtime. Made good on all four extra point chances. Tied the score at 24-24 with a 46-yard field goal early in the fourth quarter. Ended the game with his sixth career game-winning field goal from 44 yards out in overtime.
- At L.A. Rams (11/7), made good on all four extra point chances.
- Against New Orleans (11/14), connected on all three field goals (28, 36, 36) and both extra point opportunities. Gave the Titans a 3-0 lead with a 28-yard field goal late in the opening quarter. Evened the score at 6-6 with a 36-yard field goal in the second stanza. Increased the Titans' advantage to 23-12 with a 36-yard field goal early in the fourth quarter.
- Against Houston (11/21), made good on one of two extra point chances.
- At New England (11/28), connected on one of two extra points and missed his lone field goal attempt.
- Against Jacksonville (12/12), made both extra points and two of three field goal attempts (44, 29). Booted four touchbacks on five kickoffs. Extended the Titans' advantage to 10-0 with a 44-yard field goal in the second quarter. Nailed a 29-yard field goal to make the score 20-0 late in the fourth quarter.
- At Pittsburgh (12/19), made good on both field goals (26, 32) and his lone extra point attempt. Increased the Titans lead to 10-0 with a 26-yard field goal late in the opening quarter. Gave the Titans a 13-3 halftime lead with a 32-yard field goal with 21 seconds remaining in the second quarter.
- Against San Francisco (12/23), connected on both field goals (38, 44), including his seventh career game-winner, and both extra point tries. Nailed all five of his kickoffs for touchbacks. Reached the 100-point mark on the season for the fourth time in his career. Got the Titans on the scoreboard with a 38-yard field goal in the third quarter. Connected on the game-winning, 44-yard field goal with four seconds remaining in the contest.
- Against Miami (1/2), made good on both field goals (23, 44) and all four extra point opportunities despite cold, rainy conditions. Booted five of his seven kickoffs into the end zone for touchbacks. Gave the Titans a 10-0 lead with a 23-yard field goal early in the second quarter. Increased the Titans lead to 27-3 with a 44-yard field goal in the final stanza.
- At Houston (1/9), connected on all four extra point chances. Missed his lone field goal attempt (42).
- Against Cincinnati (1/22), made his postseason debut and connected on his lone field goal attempt (34) and his lone extra point opportunity. Cut the Bengals' lead to 16-9 with a 34-yard field goal late in the third quarter.

2020 (12/0 - Cincinnati): Played in 12 games and went 21 of 26 on field goals (80.7 percent) and 24 of 25 on extra points (96 percent). Was a healthy inactive for the final four contests.

- At Cleveland (9/17), made all three field goal attempts (38, 43, 27).
- At Philadelphia (9/27), connected on all three field goals (48, 31, 25).
- Against Jacksonville (10/4), made a season-high four field goals (35, 40, 46, 30) on four attempts.
- At Indianapolis (10/18), hit a 55-yard field goal, tied for the second-longest in team history.

2019 (16/0 - Cincinnati): Played in all 16 games and went 27 of 31 on field goals (87.1 percent) and 24 of 25 (96 percent) on extra points.

- At Cleveland (12/8), went four for four on field goals (34, 44, 28, 46).
- At Miami (12/22), his 57-yard field goal was the longest in Bengals history. Delivered a successful onside kick that yielded a game-tying touchdown drive that capped a 23-point fourth-quarter Bengals comeback. Became the first NFL kicker since 2015 to make a field goal of at least 55 yards and boot a successful onside kick in the same game (Nick Folk).

2018 (16/0 - Cincinnati): Played in all 16 games and converted 82.6 percent of his field goal attempts (19 of 23). Two of his four misses were blocked. Made good on 95.1 percent of extra points (39 of 41). Finished the season with a streak of 10 consecutive field goals made.

- Against Baltimore (9/13), made a 40-yarder in fourth quarter to seal a win.
- Against Miami (10/7), nailed a season-long 51-yarder in third quarter.
- Against Tampa Bay (10/28), converted a game-winning 44-yard field goal as time expired.

2017 (15/0 - Cincinnati): Played in 15 games in his first full season with the Bengals and converted a career-high 90.0 percent of his field goal attempts (18 of 20) and 31 of 33 extra point chances. Was inactive for one contest.

- Against Detroit (12/24), converted all four of his field goal attempts, including a season-long 51-yarder.

2016 (1/0 - N.Y. Giants; 1/0 - Pittsburgh; 3/0 - Cincinnati): Signed by the Giants during training camp and kicked for the team's season opener at Dallas going two for three on extra points. Released by the Giants on Sept. 13. Signed by the Steelers as a replacement for the injured Chris Boswell, and kicked for Steelers on Dec. 4, going three for three on field goals (44, 34, 38) and making his only extra point chance. Did not play in another contest for the Steelers before being waived on Dec. 12. Claimed off waivers by the Bengals on Dec. 13.

- Against Pittsburgh (12/18), made his Bengals debut and went two for two on field goals (23, 22) and connected on both extra points.

2015 (3/0 - Houston; 8/0 - N.Y. Jets): Opened the season with the Texans, kicking in the first three games and going five of six on field goals and three of five on extra points before being released on Sept. 29. Signed as free agent with N.Y. Jets on Nov. 10 and kicked in the final eight games, connecting on 14 of 17 on field goals and 19 of 20 extra points.

- At N.Y. Giants (12/6), made a 31-yard field goal in overtime for 23-20 win.
- At Dallas (12/19), nailed a 40-yard field goal with 36 seconds to play to secure a 19-16 win.

2014 (16/0 - Houston): Played in all 16 games and made good on 30 for 35 on field goals and 40 for 40 on extra points. Connected on four of five field goal tries of 50 or more yards.

- Against Buffalo (9/28), nailed all three field goals, including kicks of 50

and 55 yards.

- Against Baltimore (12/21); set franchise records for field goals (six) and points (19) in a game during the 25-13 victory.

2013 (16/0 - Houston): Played in all 16 games and connected on 26 of 35 field goals and all 26 extra points. Finished the season with 12 straight made field goals.

- At San Diego (9/9), made his NFL debut on Monday Night Football and his 41-yard field goal with 3:53 to play provided final points in 31-28 win.

2012 (0/0 - Houston): Spent his rookie season on injured reserve because of a leg injury suffered in the preseason.

COLLEGE:

- Played four seasons (2008-11) at Texas A&M, leaving with school career records for points (365), field goals (63) and extra points (176).
- As a senior (2011), named first-team All-American and won college football's Lou Groza Award (nation's top placekicker). His 142 point total was a school record, and he led the nation with an average of 2.33 field goals per game. Set a school single-season record with 29 field goals and 55 extra points.
- As a junior (2010), earned All-Big 12 honorable mention after connecting on 16 of 21 field goals and all 50 extra point attempts.
- As a sophomore (2009), took over the starting kicking job and made good on 12 of 19 field goals and 51 extra point tries.
- As a freshman (2008), kicked in the team's final seven games and score 38 points.
- Majored in Petroleum Engineering at Texas A&M, where he earned academic All-Big 12 honors.

PERSONAL:

- Attended Klein High School, where he earned first-team All-District honors after connecting on 11 of 14 field goal attempts and was a perfect on 39 extra points in 2007.
- Also earned All-Greater Houston and All-Texas accolades.
- Booted a 54-yard field goal, believed to be at the time the eighth-longest field goal in Texas high school football history.
- Last name is pronounced BULL-luck.
- Follow Bullock on Twitter @randybullock28.
- Born Randy Bullock on Dec. 16, 1989 in Lafayette, La.

RANDY BULLOCK'S GAME-BY-GAME

2013 Houston Texans

Date	Opp	W/L	PAT		FG			1-19		20-29		30-39		40-49		50+		LG	Pts	Kick-by-Kick	Kickoffs				
			Ma	Att	Ma	Att	Pct	Ma	Att	Ma	Att	Ma	Att	Ma	Att	Ma	Att				No	InEZ	TB	PctTB	
Sept 9	@ SD	W	4	4	1	2	50.0	0	0	0	0	0	0	1	1	0	1	41	7	51wl, 41	5	-	4	80.0	
Sept 15	Ten	W	2	2	0	3	0.0	0	0	0	0	0	0	0	1	0	2	0	2	50wr, 50wr, 46lu	4	-	4	100.0	
Sept 22	@ Bal	L	0	0	3	3	100.0	0	0	2	2	0	0	1	1	0	0	47	9	27, 29, 47	3	-	1	33.3	
Sept 29	Sea	L	2	2	2	2	100.0	0	0	1	1	0	0	1	1	0	0	42	8	22, 42	5	-	2	40.0	
Oct 6	@ SF	L	0	0	1	2	50.0	0	0	0	0	0	0	1	2	0	0	41	3	43wl, 41	2	-	1	50.0	
Oct 13	Stl	L	1	1	2	2	100.0	0	0	1	1	1	1	0	0	0	0	35	7	20, 35	4	-	1	25.0	
Oct 20	@ KC	L	1	1	3	3	100.0	0	0	1	1	0	0	2	2	0	0	48	10	48, 21, 47	5	-	1	20.0	
Nov 3	Ind	L	3	3	1	4	25.0	0	0	0	0	0	0	1	3	0	1	43	6	49wl, 43, 55wl	5	-	2	40.0	
Nov. 10	@ Ari	L	3	3	1	2	50.0	0	0	0	0	0	0	1	2	0	0	48	6	48, 40B	5	-	3	60.0	
Nov. 17	Oak	L	2	2	3	3	100.0	0	0	1	1	1	1	0	0	1	1	51	11	51, 26, 30	6	-	3	50.0	
Nov 24	Jax	L	0	0	2	2	100.0	0	0	1	1	0	0	1	1	0	0	49	6	49, 20	3	-	2	66.7	
Dec 1	NE	L	4	4	1	1	100.0	0	0	0	0	0	0	1	1	0	0	43	7	43	6	-	0	0.0	
Dec 5	@ Jax	L	2	2	2	2	100.0	0	0	0	0	2	2	0	0	0	0	34	8	34, 31	5	-	3	60.0	
Dec 15	@ Ind	L	0	0	1	1	100.0	0	0	0	0	0	0	1	1	0	0	49	3	49	2	-	1	50.0	
Dec 22	Den	L	1	1	2	2	100.0	0	0	0	0	1	1	1	1	0	0	45	7	45, 35	4	-	0	0.0	
Dec 29	@ Ten	L	1	1	1	1	100.0	1	1	0	0	0	0	0	0	0	0	19	4	19	3	-	1	33.3	
Totals			2-14	26	26	26	35	74.3	1	1	7	7	5	5	12	17	1	5	51	104		67	-	29	43.3

2014 Houston Texans

Date	Opp	W/L	PAT		FG			1-19		20-29		30-39		40-49		50+		LG	Pts	Kick-by-Kick	Kickoffs				
			Ma	Att	Ma	Att	Pct	Ma	Att	Ma	Att	Ma	Att	Ma	Att	Ma	Att				No	InEZ	TB	PctTB	
Sept 7	Was	W	2	2	1	1	100.0	0	0	0	0	0	0	1	1	0	0	42	5	42	4	-	2	50.0	
Sept 14	@ Oak	W	3	3	3	4	75.0	0	0	0	1	2	2	1	1	0	0	46	12	33, 39, 46, 27B	7	-	3	42.9	
Sept 21	@ NYG	L	2	2	1	1	100.0	0	0	1	1	0	0	0	0	0	0	27	5	27	3	-	2	66.7	
Sept 28	Buf	W	2	2	3	3	100.0	0	0	0	0	0	0	1	1	2	2	55	11	41, 55, 50	6	-	3	50.0	
Oct 5	@ Dal	L	2	2	1	1	100.0	0	0	1	1	0	0	0	0	0	0	29	5	29	4	-	2	50.0	
Oct 9	Ind	L	4	4	0	1	0.0	0	0	0	0	0	1	0	0	0	0	0	4	37wr	5	-	2	40.0	
Oct 20	@ Pit	L	2	2	3	3	100.0	0	0	0	0	3	3	0	0	0	0	39	11	39, 38, 31	5	-	2	40.0	
Oct 26	@ Ten	W	3	3	3	3	100.0	0	0	1	1	1	1	1	1	0	0	49	12	30, 29, 49	7	-	4	57.1	
Nov 2	Phi	L	3	3	0	1	0.0	0	0	0	0	0	1	0	0	0	0	0	3	39wl	4	-	2	50.0	
Nov 16	@ Cle	W	2	2	3	4	75.0	0	0	0	0	1	1	1	1	1	2	50	11	52wr, 46, 37, 50	6	-	1	16.7	
Nov 23	Cin	L	1	1	2	2	100.0	0	0	1	1	1	1	0	0	0	0	36	7	26, 25	4	-	1	25.0	
Nov 30	Ten	W	6	6	1	2	50.0	0	0	0	0	1	1	0	1	0	0	37	9	37, 43BL	8	-	6	75.0	
Dec 7	@ Jax	W	3	3	2	2	100.0	0	0	0	0	0	0	2	2	0	0	44	9	44, 44	6	-	2	33.3	
Dec 14	@ Ind	L	1	1	1	1	100.0	0	0	0	0	0	0	0	0	1	1	53	4	53	3	-	1	33.3	
Dec 21	W	L	1	1	6	6	100.0	0	0	2	2	4	4	0	0	0	0	39	19	35, 25, 30, 20, 39, 33	8	-	4	50.0	
Dec 28	Jax	W	3	3	0	0	0.0	0	0	0	0	0	0	0	0	0	0	0	3		4	-	3	75.0	
Totals			9-7	40	40	30	35	85.7	0	0	6	7	13	15	7	8	4	5	55	130		84	-	40	47.6

2015 Houston Texans

Date	Opp	W/L	PAT		FG			1-19		20-29		30-39		40-49		50+		LG	Pts	Kick-by-Kick	Kickoffs			
			Ma	Att	Ma	Att	Pct	Ma	Att	Ma	Att	Ma	Att	Ma	Att	Ma	Att				No	InEZ	TB	PctTB
Sept 13	KC	L	0	1	2	2	100.0	0	0	0	0	1	1	1	1	0	0	47	6	34, 47	4	-	3	75.0
Sept 20	@ Car	L	2	2	1	1	100.0	0	0	0	0	0	0	1	1	0	0	43	5	43	4	-	3	75.0
Sept. 27	TB	W	1	2	2	3	66.7	1	1	0	0	1	1	0	1	0	0	29	7	43lu, 39, 19	5	-	4	80.0
Totals			1-2	3	5	6	83.3	1	1	0	0	2	2	2	3	0	0	47	18		13	-	10	76.9

2015 New York Jets

Date	Opp	W/L	PAT		FG			1-19		20-29		30-39		40-49		50+		LG	Pts	Kick-by-Kick	Kickoffs				
			Ma	Att	Ma	Att	Pct	Ma	Att	Ma	Att	Ma	Att	Ma	Att	Ma	Att				No	InEZ	TB	PctTB	
Nov. 12	Buf	L	2	2	1	1	100.0	0	0	1	1	0	0	0	0	0	0	29	5	29	4	-	3	75.0	
Nov. 22	@ Hou	L	2	2	1	1	100.0	0	0	0	0	0	0	1	1	0	0	40	5	40	4	-	4	100.0	
Nov. 29	Mia	W	5	5	1	1	100.0	0	0	0	0	0	0	1	1	0	0	41	8	41	7	-	2	28.6	
Dec. 6	@ NYG	W	2	2	3	3	100.0	0	0	2	2	1	1	0	0	0	0	31	11	24, 24, 31	6	-	2	33.3	
Dec. 13	Ten	W	3	3	3	4	75.0	0	0	1	1	0	0	2	2	0	1	47	12	53wl, 47, 27, 42	7	-	4	57.1	
Dec. 19	@ Dal	W	1	2	2	3	66.7	0	0	0	0	1	1	1	2	0	0	40	7	36, 45wr, 40	5	-	0	0.0	
Dec. 27	NE	W	2	2	2	2	100.0	0	0	0	0	1	1	1	1	0	0	49	8	30, 49	5	-	3	60.0	
Jan. 3.	@ Buf	L	2	2	1	2	50.0	0	0	0	0	1	1	0	1	0	0	39	5	40wr, 39	4	-	4	100.0	
Totals			5-3	19	20	14	17	82.4	0	0	4	4	4	4	6	8	0	1	49	79		15	-	11	73.3

2016 New York Giants

Date	Opp	W/L	PAT		FG			1-19		20-29		30-39		40-49		50+		LG	Pts	Kick-by-Kick	Kickoffs			
			Ma	Att	Ma	Att	Pct	Ma	Att	Ma	Att	Ma	Att	Ma	Att	Ma	Att				No	InEZ	TB	PctTB
Sept. 11	@ Dal	W	2	3	0	0	0.0	0	0	0	0	0	0	0	0	0	0	0	2		4	-	3	75.0
Totals			1-0	2	3	0	0	0.0	0	0	0	0	0	0	0	0	0	0	2		4	-	3	75.0

RANDY BULLOCK'S GAME-BY-GAME CONT.

2016 Pittsburgh Steelers

Date	Opp	W/L	PAT		FG			1-19		20-29		30-39		40-49		50+		LG	Pts	Kick-by-Kick	Kickoffs				
			Ma	Att	Ma	Att	Pct	Ma	Att	Ma	Att	Ma	Att	Ma	Att	Ma	Att				No	InEZ	TB	PctTB	
Dec. 4	NYG	W	1	1	3	3	100.0	0	0	0	0	2	2	1	1	0	0	44	10	44, 34, 38	6	-	3	50.0	
Totals			1-0	1	1	3	3	100.0	0	0	0	0	2	2	1	1	0	0	44	10		6	-	3	50.0

2016 Cincinnati Bengals

Date	Opp	W/L	PAT		FG			1-19		20-29		30-39		40-49		50+		LG	Pts	Kick-by-Kick	Kickoffs				
			Ma	Att	Ma	Att	Pct	Ma	Att	Ma	Att	Ma	Att	Ma	Att	Ma	Att				No	InEZ	TB	PctTB	
Dec 18	Pit	L	2	2	2	2	100.0	0	0	2	2	0	0	0	0	0	0	23	8	23, 22	5	-	2	40.0	
Dec 24	@ Hou	L	1	1	1	2	50.0	0	0	0	0	0	0	1	2	0	0	43	4	43, 43wr	2	-	2	100.0	
Jan. 1	Bal	W	3	3	2	2	100.0	0	0	2	2	0	0	0	0	0	0	24	9	23, 24	6	-	4	66.7	
Totals			1-2	6	6	5	6	83.3	0	0	4	4	0	0	1	2	0	0	43	21		13	-	8	61.5

2017 Cincinnati Bengals

Date	Opp	W/L	PAT		FG			1-19		20-29		30-39		40-49		50+		LG	Pts	Kick-by-Kick	Kickoffs				
			Ma	Att	Ma	Att	Pct	Ma	Att	Ma	Att	Ma	Att	Ma	Att	Ma	Att				No	InEZ	TB	PctTB	
Sept 10	Bal	L	0	0	0	0	0	0	0	0	0	0	0	0	0	0	0	0	0		1	-	1	100.0	
Sept 14	Hou	L	0	0	3	3	100.0	0	0	1	1	2	2	0	0	0	0	39	9	29, 29, 30	4	-	3	75.0	
Sept 24	@ GB	L	3	3	1	2	50.0	0	0	0	0	0	0	1	2	0	0	46	6	48wr, 46	5	-	4	80.0	
Oct 1	@ Cle	W	4	4	1	1	100.0	0	0	0	0	0	0	1	1	0	0	41	7	41	6	-	1	16.7	
Oct 8	Buf	W	2	2	2	2	100.0	0	0	1	1	1	1	0	0	0	0	30	8	30, 29	5	-	4	80.0	
Oct 22	@ Pit	L	2	2	0	0	0	0	0	0	0	0	0	0	0	0	0	0	2		3	-	2	66.7	
Oct 29	Ind	W	3	3	1	2	50.0	0	0	1	1	0	1	0	0	0	0	29	6	29, 34b	5	-	2	40.0	
Nov. 5	@ Jax	L										Inactive													
Nov 12	@ Ten	L	2	3	0	0	0.0	0	0	0	0	0	0	0	0	0	0	0	2		4	-	1	25.0	
Nov 19	@ Den	W	2	3	0	0	0.0	0	0	0	0	0	0	0	0	0	0	0	2		4	-	4	100.0	
Nov 26	Cle	W	3	3	3	3	100.0	0	0	1	1	1	1	1	1	0	0	49	12	31, 49, 21	7	-	2	28.6	
Dec 4	Pit	L	2	2	2	2	100.0	0	0	0	0	1	1	1	1	0	0	41	8	35, 41	5	-	3	60.0	
Dec 10	Chi	L	1	1	0	0	0	0	0	0	0	0	0	0	0	0	0	0	1		2	-	0	0.0	
Dec 17	@ Min	L	1	1	0	0	0	0	0	0	0	0	0	0	0	0	0	0	1		2	-	2	100.0	
Dec 24	Det	W	2	2	4	4	100.0	0	0	2	2	1	1	0	0	1	1	51	14	29, 27, 35, 51	6	-	1	16.7	
Dec 31	@ Bal	W	4	4	1	1	100.0	0	0	0	0	1	1	0	0	0	0	32	147	32	6	-	0	0.0	
Totals			7-8	31	33	18	20	90.0	0	0	6	6	7	8	4	5	1	1	51	85		65	-	30	46.2

2018 Cincinnati Bengals

Date	Opp	W/L	PAT		FG			1-19		20-29		30-39		40-49		50+		LG	Pts	Kick-by-Kick	Kickoffs				
			Ma	Att	Ma	Att	Pct	Ma	Att	Ma	Att	Ma	Att	Ma	Att	Ma	Att				No	InEZ	TB	PctTB	
Sept 9	@ Ind	W	4	4	2	2	100.0	0	0	0	0	1	1	1	1	0	0	42	10	42, 39	7	-	5	71.4	
Sept 13	Bal	W	4	4	2	2	100.0	0	0	1	1	0	0	1	1	0	0	40	10	28, 40	7	-	6	85.7	
Sept 23	@ Car	L	3	3	0	1	0.0	0	0	0	0	0	0	0	0	0	1	0	3		4	-	4	100.0	
Sept 30	@ Atl	W	4	4	1	1	100.0	0	0	0	0	1	1	0	0	0	0	36	7	36	7	-	3	42.9	
Oct 7	Mia	W	3	3	2	3	66.7	0	0	1	1	0	1	0	0	1	1	51	9	37b, 51, 20	6	-	3	50.0	
Oct 14	Pit	L	3	3	0	0	0.0	0	0	0	0	0	0	0	0	0	0	0	3		4	-	2	50.0	
Oct 21	@ KC	L	1	1	1	1	100.0	0	0	0	0	1	1	0	0	0	0	33	4	33	3	-	2	66.7	
Oct 28	TB	W	4	5	1	1	100.0	0	0	0	0	0	0	1	1	0	0	44	7	44	6	-	5	83.3	
Nov 11	NO	L	2	2	0	0	0.0	0	0	0	0	0	0	0	0	0	0	0	2		4	-	4	100.0	
Nov. 18	@ Bal	L	3	3	0	1	0.0	0	0	0	0	0	0	0	0	0	1	0	3	52wr	4	-	0	0.0	
Nov 25	Cle	L	2	3	0	1	0.0	0	0	0	0	0	0	0	0	0	1	0	2	54b	4	-	1	25.0	
Dec 2	Den	L	1	1	1	1	100.0	0	0	0	0	1	1	0	0	0	0	35	4	35	3	-	3	100.0	
Dec 9	@ LAC	L	0	0	3	3	100.0	0	0	1	1	0	0	2	2	0	0	47	9	47, 23, 46	5	-	2	40.0	
Dec 16	Oak	W	3	3	3	3	100.0	0	0	1	1	2	2	0	0	0	0	38	12	34, 38, 23	7	-	4	57.1	
Dec 23	@ Cle	L	1	1	1	1	100.0	0	0	0	0	0	0	0	0	1	1	51	4	51	4	-	1	25.0	
Dec 30	@ Pit	L	1	1	2	2	100.0	0	0	0	0	1	1	1	1	0	0	49	7	49, 32	4	-	1	25.0	
Totals			6-10	39	41	19	23	82.6	0	0	4	4	7	8	6	6	2	5	51	96		78	-	46	58.9

RANDY BULLOCK'S GAME-BY-GAME CONT.

2019 Cincinnati Bengals

Date	Opp	W/L	PAT		FG			1-19		20-29		30-39		40-49		50+		LG	Pts	Kick-by-Kick	Kickoffs				
			Ma	Att	Ma	Att	Pct	Ma	Att	Ma	Att	Ma	Att	Ma	Att	Ma	Att				No	InEZ	TB	PctTB	
Sept 8	@ Sea	L	2	2	2	3	66.7	0	0	1	1	1	1	0	1	0	0	39	8	39, 45wl, 27	5	-	4	80.0	
Sept 15	SF	L	2	2	1	2	50.0	0	0	0	0	1	1	0	0	0	1	37	5	52wl, 37	4	-	3	75.0	
Sept 22	@ Buf	L	2	2	1	1	100.0	0	0	0	0	0	0	1	1	0	0	43	5	43	4	-	3	75.0	
Sept 30	@ Pit	L	0	0	1	1	100.0	0	0	1	1	0	0	0	0	0	0	28	3	28	2	-	2	100.0	
Oct 6	Ari	L	2	2	3	3	100.0	0	0	2	2	0	0	1	1	0	0	48	11	23, 48, 23	6	-	4	66.7	
Oct 13	@ Bal	L	2	2	1	1	100.0	0	0	1	1	0	0	0	0	0	0	22	5	22	3	-	2	66.7	
Oct 20	Jax	L	2	2	1	1	100.0	0	0	0	0	1	1	0	0	0	0	38	5	38	3	-	3	100.0	
Oct 27	@ LAR	L	1	1	1	1	100.0	0	0	1	1	0	0	0	0	0	0	28	4	28	3	-	2	66.7	
Nov. 10	Bal	L	1	1	2	2	100.0	0	0	0	0	1	1	1	1	0	0	42	7	42, 39	4	-	3	75.0	
Nov. 17	@ Oak	L	1	1	1	2	50.0	0	0	0	0	0	0	1	1	0	1	40	4	53wl, 40	3	-	3	100.0	
Nov. 24	Pit	L	1	1	1	1	100.0	0	0	1	1	0	0	0	0	0	0	27	4	27	3	-	2	66.7	
Dec. 1	NYJ	W	2	2	2	3	66.7	0	0	1	1	0	0	1	2	0	0	47	8	24, 48wr, 47	5	-	3	60.0	
Dec. 8	@ Cle	L	1	1	4	4	100.0	0	0	1	1	1	1	2	2	0	0	46	13	34, 44, 28, 46	5	-	3	60.0	
Dec. 15	NE	L	1	1	2	2	100.0	0	0	0	0	1	1	1	1	0	0	48	7	34, 48	3	-	1	33.3	
Dec. 22	@ Mia	L	1	1	2	2	100.0	0	0	1	1	0	0	0	0	1	1	57	7	20, 57	6	-	4	66.7	
Dec. 29	Cle	W	3	4	2	2	100.0	0	0	0	0	0	0	2	2	0	0	47	9	47, 46	7	-	4	57.1	
Totals			2-14	24	25	27	31	87.1	0	0	10	10	6	6	10	12	1	3	57	105		66	-	46	69.6

2020 Cincinnati Bengals

Date	Opp	W/L	PAT		FG			1-19		20-29		30-39		40-49		50+		LG	Pts	Kick-by-Kick	Kickoffs				
			Ma	Att	Ma	Att	Pct	Ma	Att	Ma	Att	Ma	Att	Ma	Att	Ma	Att				No	InEZ	TB	PctTB	
Sept 13	LAC	L	1	1	2	3	66.7	0	0	0	0	0	1	1	1	1	1	50	7	50, 43, 31wr	4	-	3	75.0	
Sept 17	@ Cle	L	3	3	3	3	100.0	0	0	1	1	1	1	1	1	0	0	43	12	38, 43, 27	6	-	6	100.0	
Sept 27	@ Phi	T	2	2	3	3	100.0	0	0	1	1	1	1	1	1	0	0	48	11	48, 31, 25	6	-	5	83.3	
Oct 4	Jax	W	3	3	4	4	100.0	0	0	0	0	2	2	2	2	0	0	46	15	35, 40, 46, 30	7	-	7	100.0	
Oct 11	@ Bal	L	0	0	1	1	100.0	0	0	0	0	1	1	0	0	0	0	38	3	38	2	-	1	50.0	
Oct 18	@ Ind	L	3	3	2	3	66.7	0	0	0	0	0	0	1	2	1	1	55	9	47, 55, 48ru	6	-	5	83.3	
Oct 25	Cle	L	4	4	2	2	100.0	0	0	1	1	1	1	0	0	0	0	37	10	37, 23	7	-	5	71.4	
Nov 1	Ten	W	4	4	1	1	100.0	0	0	0	0	1	1	0	0	0	0	33	7	33	6	-	4	66.7	
Nov 15	@ Pit	L	1	1	1	1	100.0	0	0	0	0	1	1	0	0	0	0	37	4	37	3	-	0	0.0	
Nov 22	@ Was	L	0	1	1	3	33.3	0	0	0	0	0	1	0	0	1	2	53	3	34ru, 53, 58ru	3	-	2	66.7	
Nov 29	NYG	L	2	2	1	1	100.0	0	0	0	0	0	0	1	1	0	0	44	5	44	4	-	2	50.0	
Dec 6	@ Mia	L	1	1	0	1	0.0	0	0	0	0	0	0	0	0	0	1	0	1	53wl	2	-	2	100.0	
Dec 13	Dal	L																							
Dec 21	Pit	W																							
Dec 27	@ Hou	W																							
Jan 3	Bal	L																							
Totals			2-9-1	24	25	21	26	80.8	0	0	3	3	8	10	7	8	3	5	55	87		56	-	42	

2021 Tennessee Titans

Date	Opp	W/L	PAT		FG			1-19		20-29		30-39		40-49		50+		LG	Pts	Kick-by-Kick	Kickoffs				
			Ma	Att	Ma	Att	Pct	Ma	Att	Ma	Att	Ma	Att	Ma	Att	Ma	Att				No	InEZ	TB	PctTB	
Sept 12	Ari	L																							
Sept 19	@ Sea	W	3	3	4	5	80.0	0	0	1	1	3	3	0	1	0	0	36	15	33, 30, 24, 44wr, 36	7	4	4	57.1	
Sept 26	Ind	W	2	2	1	1	100.0	0	0	0	0	1	1	0	0	0	0	32	5	32	5	3	3	60.0	
Oct 3	@ NYJ	L	1	1	3	4	75.0	0	0	0	0	1	1	2	3	0	0	46	10	44, 46, 36, 49wl	7	5	3	42.9	
Oct 10	@ Jax	W	4	5	1	1	100.0	0	0	0	0	1	1	0	0	0	0	34	7	34	7	5	3	42.9	
Oct 18	Buf	W	4	4	2	2	100.0	0	0	0	0	1	1	1	1	0	0	43	10	43, 38	7	7	4	57.1	
Oct 24	KC	W	3	3	2	2	100.0	0	0	0	0	1	1	0	0	1	1	51	9	34, 51	6	6	6	100.0	
Oct 31	@ Ind	W	4	4	2	2	100.0	0	0	0	0	0	0	2	2	0	0	46	10	46, 44	7	7	4	57.1	
Nov 7	@ LAR	W	4	4	0	0	-	0	0	0	0	0	0	0	0	0	0	-	4		5	3	3	60.0	
Nov 14	NO	W	2	2	3	3	100.0	0	0	1	1	2	2	0	0	0	0	36	11	28, 36, 36	6	2	0	0.0	
Nov 21	Hou	L	1	2	0	0	-	0	0	0	0	0	0	0	0	0	0	-	1		3	2	2	66.7	
Nov 28	@ NE	L	1	2	0	1	0.0	0	0	0	0	0	0	0	1	0	0	-	1	44ru	3	2	0	0.0	
Dec 12	Jax	W	2	2	2	3	66.7	0	0	1	1	0	0	1	2	0	0	44	8	47wr, 44, 29	5	5	4	80.0	
Dec 19	@ Pit	L	1	1	2	2	100.0	0	0	1	1	1	1	0	0	0	0	32	7	26, 32	4	2	2	50.0	
Dec 23	SF	W	2	2	2	2	100.0	0	0	0	0	1	1	1	1	0	0	44	8	33, 44	5	5	5	100.0	
Jan 2	Mia	W	4	4	2	2	100.0	0	0	1	1	0	0	1	1	0	0	44	10	23, 44	7	5	5	71.4	
Jan 9	@ Hou	W	4	4	0	1	0.0	0	0	0	0	0	0	0	1	0	0	-	4	42wl	5	3	2	40.0	
Totals			12-5	42	45	26	31	83.9	0	0	5	5	12	12	8	13	1	1	51	120		89	66	50	56.2
Playoffs																									
Jan 22	Cin	L	1	1	1	1	100.0	0	0	0	0	1	1	0	0	0	0	34	4	34	4	1	1	25.0	
Totals			0-1	1	1	1	1	100.0	0	0	0	0	1	1	0	0	0	0	34	4		4	1	1	25.0

RANDY BULLOCK'S NFL STATISTICS

REGULAR SEASON			PAT		FG			1-19		20-29		30-39		40-49		50+		Kickoffs					
Date	Team	GP	Ma	Att	Ma	Att	Pct	Ma	Att	Ma	Att	Ma	Att	Ma	Att	Ma	Att	LG	Pts	No	InEZ	TB	PctTB
2012	Houston	0	Injured		Reserve																		
2013	Houston	16	26	26	26	35	74.3	1	1	7	7	5	5	12	17	1	5	51	104	67	55	29	43.3
2014	Houston	16	40	40	30	35	85.7	0	0	6	7	13	15	7	8	4	5	55	130	84	73	40	47.6
2015	HOU/NYJ	11	22	25	19	23	82.6	1	1	4	4	6	6	8	11	0	1	49	79	55	54	30	54.5
2016	NYG/PIT/CIN	5	9	10	8	9	88.9	0	0	4	4	2	2	2	3	0	0	44	33	23	16	14	60.9
2017	Cincinnati	15	31	33	18	20	90.0	0	0	6	6	7	8	4	5	1	1	51	85	65	39	30	46.2
2018	Cincinnati	16	39	41	19	23	82.6	0	0	4	4	7	8	6	6	2	5	51	96	78	61	45	57.7
2019	Cincinnati	16	24	25	27	31	87.1	0	0	10	10	6	6	10	12	1	3	57	105	66	55	46	69.7
2020	Cincinnati	12	24	25	21	26	80.8	0	0	3	3	8	10	7	8	3	5	55	87	56	46	42	75.0
2021	Tennessee	16	42	45	26	31	83.9	0	0	5	5	12	12	8	13	1	1	51	120	89	66	50	56.2
NFL Totals		123	257	270	194	233	83.3	2	2	49	50	66	72	64	83	13	26	57	839	583	465	326	55.9

PLAYOFFS			PAT		FG			1-19		20-29		30-39		40-49		50+		Kickoffs					
Date	Team	GP	Ma	Att	Ma	Att	Pct	Ma	Att	Ma	Att	Ma	Att	Ma	Att	Ma	Att	LG	Pts	No	InEZ	TB	PctTB
2021	Tennessee	1	1	1	1	1	100.0	0	0	0	0	1	1	0	0	0	0	34	4	4	1	1	25.0
Playoff Totals		1	1	1	1	1	100.0	0	0	0	0	1	1	0	0	0	0	34	4	4	1	1	25.0

Single-Game Highs

Field Goals Made - 6 vs. Baltimore (12/21/14)
 Field Goal Attempts - 6 vs. Baltimore (12/21/14)
 Longest Field Goal - 57 at Miami (12/22/19)
 PATs Made - 6 vs. Tennessee (11/30/14)
 PATs Attempted - 6 vs. Tennessee (11/30/14)
 Points - 19 vs. Baltimore (12/21/14)
 Special Teams Tackles - 1 (2013), 1 (2014), 1 (2016)

Playoff Single-Game Highs

Field Goals Made - **1 vs. Cincinnati (1/22/22)**
 Field Goal Attempts - **1 vs. Cincinnati (1/22/22)**
 Longest Field Goal - **34 vs. Cincinnati (1/22/22)**
 PATs Made - **1 vs. Cincinnati (1/22/22)**
 PATs Attempted - **1 vs. Cincinnati (1/22/22)**
 Points - **4 vs. Cincinnati (1/22/22)**

Game-Winning Field Goals*

9/9/13 at San Diego (41 yards)
 12/6/15 at N.Y. Giants (31 yards, OT)
 12/19/15 at Dallas (40 yards)
 10/28/18 vs. Tampa Bay (44 yards)
9/19/21 at Seattle (36 yards, OT)
10/31/21 at Indianapolis (44 yards, OT)
12/23/21 vs. San Francisco (44 yards)

* A game-winning field goal is defined as one that was the final score of the game and gave the kicker's team the lead at any time in the fourth quarter or overtime.



31 KEVIN BYARD

SAFETY • 5'11" • 212 LBS • COLLEGE: MIDDLE TENNESSEE STATE
ACQUIRED: 3RD ROUND - 2016 • NFL EXPERIENCE (NFL/TITANS): 6/6
HOMETOWN: LITHONIA, GA.
GAMES PLAYED/GAMES STARTED: 97/88 (PLAYOFFS: 7/7)



Captain: 2019, 2020, 2021



Pro Bowl: 2017, 2021



Community Man of the Year: 2020

PRO: The Titans selected Kevin Byard with the first pick of the third round in the 2016 NFL Draft, and he is now considered one of the top safeties in the NFL. Following his second season, during which he tied for the NFL lead in interceptions (eight) and led the NFL in total takeaways (10), he was named first-team Associated Press All-Pro and earned his first Pro Bowl berth. From 2017 through 2019, no player had more interceptions than Byard, who totaled 17. The 5-foot-11-inch, 212-pound defender was named a team captain for the defense for the first time in 2019. A product of Middle Tennessee State University, Byard has a reputation as a sideline-to-sideline, ball-hawking safety who plays with tremendous intelligence and effort.

CAREER HIGHLIGHTS:

- In 2020, Byard was named the team's Walter Payton Man of the Year for his work in the community.
- Byard led the team and set a career-high in 2020 with 111 tackles.
- From 2017 through 2020, Byard ranked second in the NFL with 18 interceptions, behind only Miami's Xavien Howard.
- From 2017 through 2019, Byard led the NFL with 17 interceptions.
- In 2019, Byard led the team in interceptions (five) for the third consecutive season, while starting every contest for the third consecutive season.
- In 2018, Byard led the team with four interceptions and ranked third on the team with 96 tackles and 10 passes defended.
- In 2017, Byard was named to the Pro Bowl and earned first-team Associated Press All-Pro honors after tying Detroit's Darius Slay for the NFL lead with eight interceptions. He added a pair of fumble recoveries to pace the league with 10 total takeaways.
- His eight interceptions in 2017 tied for seventh in franchise history and made up the highest total by any franchise player since Oilers cornerback Richard Johnson picked off eight passes in 1990.
- In 2016, Byard saw action in all 16 games with seven starts and compiled 63 tackles, a sack, five tackles for loss, three quarterback pressures, four passes defended and 10 special teams tackles. His seven starts were the most by a Titans rookie safety since Michael Griffin (10) in 2007.

TITANS TIDBITS:

- In July 2020, Byard was named the official spokesperson for the United Way of Greater Nashville. His first order of business was to participate in the organization's virtual Stuff the Bus school supply drive.
- During the 2020 season, Byard assisted his wife, Clarke, in the unintentional home birth of their son, Kevin Leon Byard IV. 'It's one of those deals where we just couldn't make it to the hospital,' Byard said. 'We weren't planning on having the baby at the house.' Byard said Clarke started having mild contractions on the evening of August 23. Around 10:30 p.m., she woke up and things escalated quickly. Then, she started having more severe contractions while on the bathroom floor. The baby was due on August 24th. 'I kind of got up, I wasn't really panicking, but I was scrambling to get some clothes on, helping her try to get dressed,' Byard recalled. 'Her mom was downstairs, so I called her up.' Byard then got the car ready, as Clarke started moving around. Byard called the doula and said, 'meet us at the hospital,' but with things changing, it became, 'meet us at the house.' With the doula being 30 minutes away from the Byard's home, she provided instructions. The first: 'Let's try and get her in the bathtub.' But by this time, Byard said his son's 'head was already poking out.' At this point, Byard said his wife was on her hands and knees. 'The (doula) said, "Tell her to start pushing, the baby is coming,"' Byard recalled. 'His face was pointing upward, so I could see his face was real purple. I was nervous about that, so the doula told me to support his head.' About

10 or 15 minutes later, he was holding Kevin IV in his arms. 'Once he got his head out, his shoulders and everything just kind of slipped out,' Byard said. 'And I kind of caught him in my arms. He waited about five seconds, he coughed about two or three times, and started crying.' Byard has said it is a story he will be able to tell his son for the rest of his days.

- Byard credits his mother, Artina Stanley, for much of his success. Following a divorce when Byard was in ninth grade, his mother moved with the children from Philadelphia to Atlanta. Although it was a financial struggle, Stanley worked long hours to make sure her children received what they needed. Byard claims he and his older brother "had to grow up really fast" as they helped their mother with taking care of the younger kids in the family. In May 2020, Byard was able to accomplish a goal of helping to purchase his mother her "forever home."
- During the 2019 offseason, Byard hosted 200-plus youngsters at the inaugural Kevin Byard Football Camp at Ensworth School. He plans to hold the camp—which is free—every year.
- The Titans had an inside track in their scouting of Byard. Titans general manager Jon Robinson received glowing reports on Byard from his friend and MTSU recruiting coordinator Steve Ellis. When Robinson was a linebackers coach at Nicholls State, Ellis was one of his pupils, and the two remained close through the years. Additionally, Patrick Callaway, college scout for the Titans, was Byard's high school teammate.
- Byard says his football role models are Ed Reed, Brian Dawkins and Troy Polamalu.
- Byard has aspirations to travel the world, and his bucket list includes setting foot on every continent.

CAREER TRANSACTIONS:

- The Lithonia, Ga., native was selected by the Titans in the third round (64th overall) of the 2016 NFL Draft.

SEASON RECAPS:

- **2021 (17/17, 1/1):** Named Associated Press first-team All-Pro and selected to his second career Pro Bowl. Started all 17 games at safety and tied for fourth in the NFL with a team-leading five interceptions. Led the team with 88 tackles and ranked second on the squad 13 passes defended. Notched a sack, two quarterback pressures, two forced fumbles and a fumble returned for a touchdown. Started the postseason contest and registered three tackles. Ranks third in the NFL with 23 regular season interceptions since the beginning of the 2017 season. Named AFC Defensive Player of the Month for October after registering 27 tackles, three interceptions, including one returned for a touchdown, a fumble recovery for a touchdown, a forced fumble and seven passes defended. Led or tied for the team lead in passes defended five times in 2021 (vs. IND, at NYJ, at JAX, vs. BUF, at IND). Led the team in tackles once in 2021 (at NE). Led the team in sacks once in 2021 (at NE). Tied for the team lead in quarterback pressures once in 2021 (at NE). Recorded his first career touchdown on a fumble return at Jacksonville (10/10/21). Posted his first career pick six at L.A. Rams (11/7/21).
- Against Arizona (9/12), started at safety and collected two tackles and an interception. Intercepted a Kyler Murray pass intended for Demetrius Harris and returned it 12 yards on third-and-three early in the third quarter.
- At Seattle (9/19), started at safety and posted three tackles.
- Against Indianapolis (9/26), started at safety and tallied five tackles and a team-best two passes defended. Defended a pass intended for Zach Pascal at the goalline in the third quarter. Broke up a pass intended for Pascal over the middle late in the fourth quarter.
- At N.Y. Jets (10/3), started at safety and notched six tackles and a pass

defensed. Broke up a pass intended for Tyler Kroft in the second quarter.

- At Jacksonville (10/10), started at safety and compiled 11 tackles, an interception, another pass defensed and a fumble return for a touchdown. Became the ninth player in Titans/Oilers history with a fumble return for a touchdown and an interception in the same game. Gave the Titans an early 7-0 lead by recovering a Dan Arnold fumble that was forced by Elijah Molden and returning 30 yards for a touchdown early in the first quarter. Broke up a pass intended for Marvin Jones Jr. in the end zone in the fourth quarter. Ended the game with an interception of Trevor Lawrence in the end zone. With his 20th career interception, he moved past Keith Bulluck (19) and Miller Farr (19) for sole possession of 15th place on the franchise's career interception list.
- Against Buffalo (10/18), started at safety and registered two tackles and an interception. Intercepted a Josh Allen pass that was deflected by Denico Autry and returned it to the Bills' 11-yard line in the second quarter. With an interception in back-to-back games, it marked the fourth time in his career he intercepted at least one pass in consecutive contests.
- Against Kansas City (10/24), started at safety and collected four tackles with a forced fumble. Forced a Patrick Mahomes fumble that was recovered by Matthias Farley at the Titans' 48-yard line late in the second quarter.
- At Indianapolis (10/31), started at safety and posted four tackles and three passes defensed, including an interception. Batted down a pass intended for Michael Pittman Jr. in the end zone in the first quarter. Broke up a pass intended for Mo Alie-Cox in the third quarter. Set up the Titans' game-winning field goal in overtime by intercepting a Carson Wentz pass intended for Pittman Jr. and returning it 14 yards to the Colts' 32-yard line.
- At L.A. Rams (11/7), tallied three tackles and an interception return for a touchdown. Increased the Titans lead to 14-3 by intercepting a Matthew Stafford pass intended for Robert Woods and returning 24 yards for a touchdown for his first career pick six. Logged his fifth consecutive game with either an interception, forced fumble or fumble recovery.
- Against New Orleans (11/14), collected five tackles with a pass defensed. Ended a Saints' drive by breaking up a third-and-seven pass intended for Kevin White late in the third quarter.
- Against Houston (11/21), totaled seven tackles. Registered his 500th career tackle.
- At New England (11/28), led the team with 12 tackles, including his first sack of the season. Teamed with Monty Rice to stuff Damien Harris for no gain on a rush up the middle in the first quarter. Halted a Patriots' drive by sacking Mac Jones for an 11-yard loss on third-and-eight in the third quarter.
- Against Jacksonville (12/12), posted five tackles and a pass defensed in the shutout victory. Broke up a deep pass intended for James O'Shaughnessy on a trick play in the third quarter.
- At Pittsburgh (12/19), notched four tackles.
- Against San Francisco (12/23), tallied six tackles with a forced fumble while helping limit All-Pro tight end George Kittle to just two receptions for 21 yards. Forced a JaMychal Hasty fumble that went out of bounds in the fourth quarter.
- Against Miami (1/2), notched four tackles.
- At Houston (1/9), compiled five tackles.
- Against Cincinnati (1/22), started his seventh career postseason contest and posted three tackles.

2020 (16/16, 1/1): Started all 16 games at safety and led the team with a career-high 111 tackles. Posted an interception, two quarterback pressures, a stop for loss, seven passes defensed and a forced fumble. Started the postseason contest and collected five tackles and a pass defensed. Led or tied for the team lead in tackles four times in 2020 (at DEN, vs. IND, at JAX, at GB). Led or tied for the team lead in passes defensed three times in 2020 (at DEN, at CIN, vs. DET). Tied for the team lead in quarterback pressures once in 2020 (at CIN).

- At Denver (9/14), started at safety and led the team with nine tackles. Also posted his first career forced fumble and a pass defensed. Gave the Titans offense great field position by forcing a Melvin Gordon III fumble that was recovered by Jeffery Simmons at the Broncos' 23-yard line early in the second quarter. Stuffed Gordon III for no gain on a rush off left end in the final stanza. Broke up a pass intended for Noah Fant late in the fourth quarter.
- At Minnesota (9/27), started at safety and registered four tackles and a pass defensed. Sealed the victory by popping loose a deep pass intended for Adam Thielen that was then intercepted by Amani Hooker late in the fourth quarter.
- Against Houston (10/18), started at safety and produced eight tackles.

Stopped Brandin Cooks for no gain on a short pass near the goalline in the third quarter. Teamed with Jayon Brown to stonewall David Johnson for a two-yard loss on a rush off right tackle in the third stanza.

- Against Indianapolis (11/12), started at safety and led the team with 10 tackles. Teamed with Kenny Vaccaro to stuff Jonathan Taylor for no gain on a rush off left guard in the third quarter.
- At Baltimore (11/22), started at safety and totaled seven tackles and a pass defensed. Broke up a pass intended for Mark Andrews in the end zone in the first quarter.
- At Jacksonville (12/13), started at safety and led the team with 11 tackles.
- Against Detroit (12/20), started at safety and produced 11 tackles, including his first interception of the season, a stop for loss and another pass defensed. Teamed with David Long Jr. to stuff Adrian Peterson for a one-yard loss on a rush off left guard in the first quarter. Broke up a pass intended for T.J. Hockenson late in the first quarter. Intercepted a Chase Daniel pass intended for Danny Amendola late in the fourth quarter.
- At Green Bay (12/27), started at safety and tied for the team lead with nine tackles.
- Against Baltimore (1/10) in the Wild Card game, started at safety and posted five tackles, a pass defensed and a quarterback pressure. Ended a Ravens' drive by breaking up a third-and-five pass intended for Mark Andrews in the first quarter.

2019 (16/16, 3/3): Started all 16 games for the third consecutive season and led the team and tied for fourth in the NFL with five interceptions. Tied for second on the squad with 10 passes defensed. Also posted 91 tackles, including two stops for loss, a quarterback pressure and five special teams tackles. Also caught one pass for 11 yards in 2019. Started all three postseason contests and registered 20 tackles, an interception and a special teams tackle. Led or tied for the team lead in passes defensed four times (at ATL, vs. BUF, at IND, at HOU).

- At Cleveland (9/8), collected seven tackles and an interception. Intercepted a Baker Mayfield pass intended for Odell Beckham Jr. and returned it 28 yards early in the fourth quarter.
- At Atlanta (9/29), registered eight tackles and a team-best two passes defensed. Broke up a pass intended for Austin Hooper late in the third quarter.
- Against Buffalo (10/6), notched seven tackles and two passes defensed, including an interception. Set up the Titans' touchdown by intercepting a Josh Allen third-and-five pass in the third quarter. Halted a Bills' drive by knocking down a third-and-six pass intended for Dawson Knox late in the third quarter.
- At Denver (10/13), recorded three tackles and an interception. Notched a special teams tackle on coverage units. Halted a Broncos' drive by intercepting Joe Flacco's deep pass intended for Noah Fant and returning it 25 yards in the third quarter.
- Against L.A. Chargers (10/20), posted eight tackles and a pass defensed. Posted his first career reception on a fake punt. Halted the Chargers' opening drive by breaking up a fourth-and-two pass intended for Hunter Henry. Extended the Titans' opening scoring drive with an 11-yard reception from Brett Kern on the fake punt on fourth-and-eight in the opening stanza.
- Against Jacksonville (11/24), notched a season-high 11 tackles and a special teams tackle on coverage units.
- At Indianapolis (12/1), posted four tackles, an interception and a quarterback pressure. Intercepted a Jacoby Brissett pass and returned it 21 yards to the Colts' 14-yard line setting up a Titans' field goal in the third quarter.
- At Houston (12/29), recorded six tackles and an interception. Intercepted an A.J. McCarron pass intended for Jordan Akins late in the fourth quarter.
- At New England (1/4), posted five tackles. Tied for the team lead with a special teams tackle on coverage units.
- At Baltimore (1/11), recorded 11 tackles and an interception. Intercepted a Lamar Jackson pass intended for Mark Andrews and returned it 31 yards setting up the Titans' opening touchdown in the first quarter. Stuffed Andrews for no gain on a short pass in the right flat early in the fourth quarter.
- At Kansas City (1/19), registered four tackles.

2018 (16/16): Started all 16 games for the second consecutive season and led the team with four interceptions. Ranked third on the team with 96 tackles and 10 passes defensed. Collected two sacks, four quarterback pressures and six special teams tackles. Also posted a 66-yard touchdown pass on a fake punt. Led the team in tackles once (vs. WAS). Tied for the team lead in passes defensed six times (at MIA, vs. PHI, at DAL, vs. NE, at NYG, vs. WAS). Tied for the team lead in quarterback pressures once (vs.

NYJ). Tied for the team lead in sacks once (at NYG). Set a career-high with 16 tackles against Washington (12/22/18).

- Against Houston (9/16), tallied four tackles. Gave the Titans a 7-0 lead with a 66-yard touchdown pass to Dane Cruikshank on a fake punt early in the first quarter. It was the longest touchdown pass by a defensive player in the Super Bowl era. Byard became the first primarily defensive player in franchise history to record a touchdown pass. Posted a special teams stop on coverage units.

- Against Philadelphia (9/30), tied a then career-high with 10 tackles, and added a quarterback pressure and a pass defended.

- Against Baltimore (10/14), amassed five tackles, an interception and two quarterback pressures. Registered two special teams stops on coverage units. Teamed with Jayon Brown to stop Hayden Hurst for no gain on a jet sweep in the first quarter. Collected his first interception of the season on a Joe Flacco pass that was deflected by Logan Ryan late in the second quarter.

- At Dallas (11/5), posted five tackles with an interception. Stuffed Ezekiel Elliott for a one-yard loss on a rush off right end early in the first quarter. Halted a potential Cowboys' scoring drive by intercepting a pass intended for Amari Cooper in the back of the end zone in the first quarter.

- Against New England (11/11), notched five tackles and two passes defended. Halted a Patriots' drive by knocking down a third-and-four pass intended for Jacob Hollister in the third quarter.

- Against Jacksonville (12/6), amassed three tackles, including a sack and a quarterback pressure. Ended a Jaguars' drive by sacking Cody Kessler for an eight-yard loss on third-and-nine in the first quarter.

- At N.Y. Giants (12/16), posted three tackles, including a sack, an interception and another pass defended in the Titans' first shutout win since 2000. Collected a special teams tackle on coverage units. Ended the first half by sacking Eli Manning for a 10-yard loss on third-and-10. Halted a potential Giants' scoring drive by intercepting an Eli Manning pass intended for Russell Shepard on third-and-20 in the third quarter. Sealed the shutout by breaking up a fourth-and-goal pass intended for Evan Engram late in the fourth quarter.

- Against Washington (12/22), led the team with a career-best 16 tackles, an interception and another pass defended. Broke up a deep pass over the middle intended for Michael Floyd in the third quarter. Intercepted a Josh Johnson third-and-three pass intended for Josh Doctson late in the fourth quarter.

2017 (16/16, 2/2): Selected first-team Associated Press All-Pro at safety and named to his first career Pro Bowl. Started all 16 games and tied for the NFL lead with eight interceptions. Ranked second on the team with 18 passes defended and third on the squad with a career-high 87 tackles. Notched three quarterback pressures, four tackles for loss and two fumble recoveries. Started both postseason contests and led the team with 16 tackles. Named AFC Defensive Player of the Week after tallying eight tackles and two interceptions against Jacksonville (12/31/17). Named AFC Defensive Player of the Week after tying a single-game franchise record with three interceptions at Cleveland (10/22/17). His eight interceptions in 2017 were the most by any franchise player since Oilers cornerback Richard Johnson picked off eight passes in 1990. Collected his first career NFL interception at Houston (10/1/17). Tied a career-high with 10 tackles at Houston (10/1/17). Led or tied for the team lead in passes defended six times (at JAX, at HOU, at CLE, vs. CIN, at PIT, vs. JAX).

- At Jacksonville (9/17), collected nine tackles and a pass defended. Combined with Derrick Morgan to stonewall Leonard Fournette for no gain on a rush off left end in the second quarter. Halted a Jaguars' drive by batting down a pass intended for Mercedes Lewis on third-and-14 in the third quarter.

- At Houston (10/1), tied a career-high with 10 tackles while posting a team-best two passes defended, including his first career interception. Broke up a pass intended for DeAndre Hopkins in the second quarter. Halted a potential Texans' scoring drive by intercepting a Deshaun Watson pass intended for DeAndre Hopkins just before halftime.

- At Miami (10/8), totaled four tackles, including two stops for loss and a fumble recovery. Stuffed Jarvis Landry for no gain on a short pass in the first quarter. Recovered a Jay Ajayi fumble that was forced by Adoree' Jackson and returned it six yards in the second quarter. Stuffed Ajayi for a one-yard loss on a rush off right guard in the final stanza.

- At Cleveland (10/22), named AFC Defensive Player of the Week after posting two tackles, including a stop for loss and a career-high three interceptions. Tied a single-game franchise record with three interceptions and the feat had only happened nine previous times in team annals. Stonewalled Duke Johnson for a three-yard loss on a short pass in the

second quarter. Halted a potential Browns' scoring drive by intercepting a DeShone Kizer pass intended for Rashard Higgins late in the second quarter. Intercepted Kizer for a second time by jumping in front of a pass intended for Bryce Treggs early in the third quarter. Collected his third interception of the afternoon by picking off a Cody Kessler pass intended for David Njoku on third-and-13 in the fourth quarter.

- Against Baltimore (11/5), collected six tackles, two interceptions and another pass defended. With three interceptions at Cleveland and two interceptions against the Ravens, became the first player in franchise history to record five interceptions in a two-game span. Intercepted a Joe Flacco pass intended for Breshad Perriman after Logan Ryan deflected the ball in the first quarter. Hauled in his second interception of the afternoon by picking off a deep pass intended for Benjamin Watson early in the third quarter. Batted down a deep pass intended for Mike Wallace in the end zone late in the fourth quarter.

- At Indianapolis (11/26), registered four tackles and a fumble recovery. Set up the Titans' first touchdown by pouncing on a Marlon Mack fumble on the Colts' four-yard line in the third quarter.

- Against Jacksonville (12/31), named AFC Defensive Player of the Week after tallying eight tackles and two interceptions. Picked off a Blake Bortles pass intended for Allen Hurns on third-and-nine early in the fourth quarter. Sealed the victory by intercepting a Bortles pass intended for James O'Shaughnessy with 10 seconds left in the game.

- At Kansas City (1/6), started at safety and recorded six tackles in his first career postseason game. Stuffed Kareem Hunt for no gain on a short pass in the left flat in the second quarter.

- At New England (1/13), started at safety and finished second on the team with 10 tackles. Teamed with Avery Williamson to stop James White for no gain on a rush up the middle early in the second quarter.

2016 (16/7): Played in all 16 games with seven starts as a rookie and finished fifth on the team with 63 tackles. Ranked second on the squad with 10 special teams tackles. Collected a sack, five tackles for loss, three quarterback pressures and four passes defended. Led or tied for the team lead in tackles twice in 2016 (at SD, vs. GB). Tied for the team lead in passes defended twice in 2016 (vs. IND, at SD). Led or tied for the team lead in special teams tackles seven times in 2016 (vs. MIN, at DET, at MIA, vs. JAX, at SD, at CHI, vs. DEN). Appeared in his first career NFL game against Minnesota (9/11/16). Made his first NFL start at safety against Green Bay (11/13/16).

- Against Minnesota (9/11), made his NFL debut as a reserve safety and collected four tackles, including a stop for loss. Notched a special teams tackle on coverage units. Burst through the line and stuffed Adrian Peterson for a five-yard loss on a rush off right tackle at the end of the third quarter.

- Against Jacksonville (10/27), played significant snaps as a reserve at safety and posted five tackles, including two stops for loss. Tied for the team lead with a special teams tackle. Pounced on Chris Ivory for no gain after the running back recovered his own fumble late in the first quarter. Stuffed Blake Bortles for a one-yard loss on a rush off left end in the final quarter.

- At San Diego (11/6), saw significant action as a reserve at safety and tied for the team lead with a career-best 10 tackles, including a stop for loss and a pass defended. Tied for the team lead with a special teams tackle on coverage units. Ended a Chargers' drive by breaking up a third-and-two pass intended for Antonio Gates late in the second quarter. Stuffed Melvin Gordon for a two-yard loss on a rush off left guard late in the second quarter.

- Against Green Bay (11/13), made his first career NFL start at safety and notched a team-leading nine tackles, including a sack. Ended a Packers' drive by registering his first career sack when he dropped Aaron Rodgers for an eight-yard loss on third-and-eight in the opening stanza.

- At Chicago (11/27), started at safety and registered seven tackles. Led the team with two special teams tackles on coverage units. Defended a deep pass intended for Cameron Meredith in the fourth quarter.

- Against Denver (12/11), started at safety and collected five tackles, two quarterback pressures and a pass defended. Tied for the team lead with a special teams stop.

- Against Houston (1/1), started at safety and registered five tackles, including a stop for loss and a pass defended. Broke up a pass intended for Alfred Blue in the first quarter. Stuffed Jonathan Grimes for no gain on a rush off left tackle on the final play of the first quarter. Stuffed Alfred Blue for no gain on a third-and-goal rush off right tackle in the fourth quarter.

COLLEGE:

- During a four-year career at Middle Tennessee State, he appeared in 49 games and notched 46 starts at safety. He set school records with 19 career interceptions, 377 interception return yards and four interception returns for touchdowns. He finished sixth in MTSU history with 312 career tackles. In 49 career games, he had a hand in 25 turnovers (19 interceptions, five forced fumbles and one fumble recovery). Had 17 additional career passes defended and five tackles for loss. He was twice named first-team All-Conference USA.
- As a senior (2015), appeared in 12 games with nine starts as a permanent team captain. Ranked fourth on the team with 66 tackles and led the squad with four interceptions and six additional pass breakups. Ranked second among safeties with 718 snaps played. Named first-team All-Conference USA for the second consecutive season. Against North Texas on Nov. 21, 2015, he set the Middle Tennessee State record with his 18th career interception. He picked off another pass the following week to finish his career with 19 interceptions.
- As a junior (2014), played and started all 12 games and led the team with six interceptions. Ranked fourth on the team with 66 tackles, including three tackles for loss, and added four pass breakups, two forced fumbles and a blocked kick. Ranked seventh nationally and first in Conference USA in interceptions. Played a team-high 980 snaps. Named first-team All-Conference USA.
- As a sophomore (2013), played and started all 13 games. Registered a career-best 106 tackles to finish second on the team. Led the team with five interceptions. Also finished with an additional five pass breakups, a forced fumble and a fumble recovery. Equaled his own school mark with two interceptions returned for touchdowns. Led the team with 996 snaps played. Voted honorable mention All-Conference USA.
- As a redshirt freshman (2012), started all 12 games and led the team with four interceptions. Tied for third on the team with 74 tackles and added two pass breakups, two forced fumbles and a hurry. Equaled the school record with two interception returns for touchdowns and set the single-season record for interception return yards with 167. Led the entire team with 925 total snaps played and had 80 or more snaps four times. Named FWAA Freshman All-American, second-team All-SBC. Against Troy (11/24), forced three turnovers in win with two interceptions and a forced fumble to go with a pass breakup and six tackles. Second pick went for 77 yards and game-winning score late in fourth quarter. Named the SBC Defensive Player of the Week and the College Performance Awards National Defensive Back of the Week.
- As a freshman (2011), redshirted.
- Graduated in May 2015 with a degree in liberal studies.

PERSONAL:

- He splits time between Nashville and Lithonia, Ga., with his wife, Clarke, their daughter, Eliana, and their son, Kevin Leon Byard IV.
- Attended M.L. King (Lithonia, Ga.), where as a senior he totaled 94 tackles, two interceptions, two blocked punts, and two fumble recoveries on defense. On offense, he recorded 35 receptions for 723 yards and six touchdowns, as well as 245 rushing yards and two rushing touchdowns. Also returned 12 kickoffs for 350 yards and a touchdown.
- Voted Class AAAAA first-team all-state by the Atlanta Journal Constitution and the Associated Press. Earned all-region honors on offense and defense, while also garnering all-area and all-county accolades.
- Also lettered in track as a high school athlete.
- Byard has three brothers and three sisters and is the second oldest of the group.
- List of favorites: (TV show) "Martin"; (movie) "Wolf of Wall Street" and "Paid in Full"; (musician or band) Future; (food) Philadelphia cheesesteaks and hot wings; (childhood sports teams) Philadelphia 76ers; (athlete as a child) Allen Iverson; and (guilty pleasure) late-night snacks.
- Follow Byard on Twitter at @KevinByard.
- Follow Byard on Instagram at @kb31_savage.
- Born Kevin Leon Byard Jr. on Aug. 17, 1993 in Philadelphia, Pa.

KEVIN BYARD'S GAME-BY-GAME

2016 Tennessee Titans

Date	Opp	W/L	P/S	Tot Solo	Asst	Sk	- Yds	QBP	TFL	Int - Yds	-TD	PD	FF	FR - Yds	SpT		
Sept 11	Min	L	p	4	3	1	0.0	0.0	0	1	0	0	0	0	0	1	
Sept 18	@ Det	W	p	2	2	0	0.0	0.0	0	0	0	0	0	0	0	2	
Sept 25	Oak	L	p	3	3	0	0.0	0.0	0	0	0	0	0	0	0	1	
Oct 2	@ Hou	L	p	1	1	0	0.0	0.0	0	0	0	0	0	0	0	0	
Oct 9	@ Mia	W	p	2	2	0	0.0	0.0	0	0	0	0	0	0	0	1	
Oct 16	Cle	W	p	2	2	0	0.0	0.0	0	0	0	0	0	0	0	0	
Oct 23	Ind	L	p	0	0	0	0.0	0.0	0	0	0	0	1	0	0	0	
Oct 27	Jax	W	p	5	3	2	0.0	0.0	0	2	0	0	0	0	0	1	
Nov 6	@ SD	L	p	10	5	5	0.0	0.0	0	1	0	0	0	1	0	0	1
Nov 13	GB	W	S	9	7	2	1.0	8.0	0	0	0	0	0	0	0	0	0
Nov 20	@ Ind	L	S	2	1	1	0.0	0.0	0	0	0	0	0	0	0	0	0
Nov 27	@ Chi	W	S	7	4	3	0.0	0.0	0	0	0	0	0	0	0	0	2
Dec 11	Den	W	S	5	3	2	0.0	0.0	2	0	0	0	1	0	0	0	1
Dec 18	@ KC	W	S	4	2	2	0.0	0.0	1	0	0	0	0	0	0	0	0
Dec 24	@ Jax	L	S	2	2	0	0.0	0.0	0	0	0	0	0	0	0	0	0
Jan 1	Hou	W	S	5	2	3	0.0	0.0	0	1	0	0	0	1	0	0	0
Totals			9-7	16/7	63	42	21	1.0	8.0	3	5	0	0	4	0	0	10

2017 Tennessee Titans

Date	Opp	W/L	P/S	Tot Solo	Asst	Sk	- Yds	QBP	TFL	Int - Yds	-TD	PD	FF	FR - Yds	SpT				
Sept 10	Oak	L	S	9	7	2	0.0	0.0	1	0	0	0	0	0	0	0	0		
Sept 17	@ Jax	W	S	9	8	1	0.0	0.0	0	0	0	0	1	0	0	0	0		
Sept 24	Sea	W	S	1	0	1	0.0	0.0	1	0	0	0	0	1	0	0	0		
Oct 1	@ Hou	L	S	10	5	5	0.0	0.0	0	0	1	7	0	2	0	0	0		
Oct 8	@ Mia	L	S	4	3	1	0.0	0.0	0	2	0	0	0	0	0	1	6	0	
Oct 16	Ind	W	S	3	3	0	0.0	0.0	0	0	0	0	0	0	0	0	0	0	
Oct 22	@ Cle	W	S	2	2	0	0.0	0.0	0	1	3	60	0	3	0	0	0	0	
Nov 5	Bal	W	S	6	4	2	0.0	0.0	0	0	2	33	0	3	0	0	0	0	
Nov 12	Cin	W	S	5	3	2	0.0	0.0	0	1	0	0	0	2	0	0	0	0	
Nov 16	@ Pit	L	S	1	1	0	0.0	0.0	0	0	0	0	0	3	0	0	0	0	
Nov 26	@ Ind	W	S	4	3	1	0.0	0.0	0	0	0	0	0	0	0	1	0	0	
Dec 3	Hou	W	S	8	6	2	0.0	0.0	0	0	0	0	0	1	0	0	0	0	
Dec 10	@ Ari	L	S	6	4	2	0.0	0.0	0	0	0	0	0	0	0	0	0	0	
Dec 17	@ SF	L	S	5	4	1	0.0	0.0	0	0	0	0	0	0	0	0	0	0	
Dec 24	LAR	L	S	6	4	2	0.0	0.0	1	0	0	0	0	0	0	0	0	0	
Dec 31	Jax	W	S	8	7	1	0.0	0.0	0	0	2	30	0	2	0	0	0	0	
Totals			9-7	16/16	87	64	23	0.0	0.0	3	4	8	130	0	18	0	2	6	0
Playoffs																			
Jan 6	@ KC	W	S	6	5	1	0.0	0.0	0	0	0	0	0	0	0	0	0	0	0
Jan 13	@ NE	L	S	10	9	1	0.0	0.0	0	0	0	0	0	0	0	0	0	0	0
Totals			1-1	2/2	16	14	2	0.0	0.0	0	0	0	0	0	0	0	0	0	0

2018 Tennessee Titans

Date	Opp	W/L	P/S	Tot Solo	Asst	Sk	- Yds	QBP	TFL	Int - Yds	-TD	PD	FF	FR - Yds	SpT				
Sept 9	@ Mia	L	S	5	4	1	0.0	0.0	0	0	0	0	0	1	0	0	0	0	
Sept 16	Hou	W	S	4	3	1	0.0	0.0	0	0	0	0	0	0	0	0	0	0	1
Sept 23	@ Jax	W	S	2	1	1	0.0	0.0	0	0	0	0	0	0	0	0	0	0	0
Sept 30	Phi	W	S	10	7	3	0.0	0.0	1	0	0	0	0	1	0	0	0	0	0
Oct 7	@ Buf	L	S	7	6	1	0.0	0.0	0	0	0	0	0	0	0	0	0	0	0
Oct 14	Bal	L	S	5	2	3	0.0	0.0	1	0	1	0	0	0	1	0	0	0	2
Oct 21	@ LAC	L	S	4	2	2	0.0	0.0	0	0	0	0	0	0	0	0	0	0	0
Nov 5	@ Dal	W	S	5	4	1	0.0	0.0	0	0	1	0	0	0	1	0	0	0	0
Nov 11	NE	W	S	5	4	1	0.0	0.0	0	0	0	0	0	2	0	0	0	0	0
Nov 18	@ Ind	L	S	8	7	1	0.0	0.0	0	0	0	0	0	0	0	0	0	0	0
Nov 26	@ Hou	L	S	4	2	2	0.0	0.0	0	0	0	0	0	0	0	0	0	0	1
Dec 2	NYJ	W	S	5	2	3	0.0	0.0	1	0	0	0	0	0	0	0	0	0	0
Dec 6	Jax	W	S	3	2	1	1.0	8.0	1	0	0	0	0	0	0	0	0	0	0
Dec 16	@ NYG	W	S	3	2	1	1.0	10.0	0	0	1	0	0	2	0	0	0	0	1
Dec 22	Was	W	S	16	10	6	0.0	0.0	0	0	1	1	0	2	0	0	0	0	0
Dec 30	Ind	L	S	10	6	4	0.0	0.0	0	0	0	0	0	0	0	0	0	0	0
Totals			9-7	16/16	96	64	32	2.0	18.0	4	0	4	1	0	10	0	0	0	6

2019 Tennessee Titans

Date	Opp	W/L	P/S	Tot Solo	Asst	Sk	- Yds	QBP	TFL	Int - Yds	-TD	PD	FF	FR - Yds	SpT				
Sept 8	@ Cle	W	S	7	3	4	0.0	0.0	0	0	1	28	0	1	0	0	0	0	0
Sept 15	Ind	L	S	4	4	0	0.0	0.0	0	0	0	0	0	0	0	0	0	0	1
Sept 19	@ Jax	L	S	5	4	1	0.0	0.0	0	1	0	0	0	0	0	0	0	0	0
Sept 29	@ Atl	W	S	8	5	3	0.0	0.0	0	0	0	0	0	2	0	0	0	0	0
Oct 6	Buf	L	S	7	5	2	0.0	0.0	0	0	1	5	0	2	0	0	0	0	0
Oct 13	@ Den	L	S	3	3	0	0.0	0.0	0	0	1	25	0	1	0	0	0	0	1
Oct 20	LAC	W	S	8	4	4	0.0	0.0	0	0	0	0	0	0	1	0	0	0	0
Oct 27	TB	W	S	3	3	0	0.0	0.0	0	1	0	0	0	0	0	0	0	0	0
Nov 3	@ Car	L	S	6	3	3	0.0	0.0	0	0	0	0	0	0	1	0	0	0	1
Nov 10	KC	W	S	6	5	1	0.0	0.0	0	0	0	0	0	0	0	0	0	0	0
Nov 24	Jax	W	S	11	4	7	0.0	0.0	0	0	0	0	0	0	0	0	0	0	1
Dec 1	@ Ind	W	S	4	1	3	0.0	0.0	1	0	1	21	0	1	0	0	0	0	0
Dec 8	@ Oak	W	S	8	5	3	0.0	0.0	0	0	0	0	0	0	0	0	0	0	0
Dec 15	Hou	L	S	2	1	1	0.0	0.0	0	0	0	0	0	0	0	0	0	0	0
Dec 22	NO	L	S	3	3	0	0.0	0.0	0	0	0	0	0	0	0	0	0	0	1
Dec 29	@ Hou	W	S	6	4	2	0.0	0.0	0	0	1	0	0	1	0	0	0	0	0
Totals			9-7	16/16	91	57	34	0.0	0.0	1	2	5	79	0	10	0	0	0	5
Playoffs																			
Jan 4	@ NE	W	S	5	4	1	0.0	0.0	0	0	0	0	0	0	0	0	0	0	1
Jan 11	@ Bal	W	S	11	8	3	0.0	0.0	0	0	1	31	0	1	0	0	0	0	0
Jan 19	@ KC	L	S	4	3	1	0.0	0.0	0	0	0	0	0	0	0	0	0	0	0
Totals			2-1	3/3	20	15	5	0.0	0.0	0	0	1	31	0	1	0	0	0	1

2020 Tennessee Titans

Date	Opp	W/L	P/S	Tot Solo	Asst	Sk	- Yds	QBP	TFL	Int - Yds	-TD	PD	FF	FR - Yds	SpT				
Sept 14	@ Den	W	S	9	8	1	0.0	0.0	0	0	0	0	0	1	1	0	0	0	0
Sept 20	Jax	W	S	3	2	1	0.0	0.0	0	0	0	0	0	0	0	0	0	0	0
Sept 27	@ Min	W	S	4	1	3	0.0	0.0	0	0	0	0	0	0	1	0	0	0	0
Oct 13	Buf	W	S	2	2	0	0.0	0.0	0	0	0	0	0	1	0	0	0	0	0
Oct 18	Hou	W	S	8	6	2	0.0	0.0	0	0	0	0	0	0	0	0	0	0	0
Oct 25	Pit	L	S	6	6	0	0.0	0.0	0	0	0	0	0	0	0	0	0	0	0
Nov 1	@ Cin	L	S	7	4	3	0.0	0.0	1	0	0	0	0	1	0	0	0	0	0
Nov 8	Chi	W	S	7	4	3	0.0	0.0	1	0	0	0	0	0	0	0	0	0	0
Nov 12	Ind	L	S	10	6	4	0.0	0.0	0	0	0	0	0	0	0	0	0	0	0
Nov 22	@ Bal	W	S	7	5	2	0.0	0.0	0	0	0	0	0	0	1				

KEVIN BYARD'S NFL STATISTICS

REGULAR SEASON				TACKLES							INTERCEPTIONS					FUMBLES			
Year	Team	GP	GS	Tot	Solo	Asst	Sk	Yds	QBP	TFL	No	Yds	Lg	TD	PD	FF	FR	Yds	SpT
2016	Tennessee	16	7	63	42	21	1.0	8.0	3	5	0	0	0	0	4	0	0	0	10
2017	Tennessee	16	16	87	64	23	0.0	0.0	3	4	8	130	33	0	18	0	2	6	0
2018	Tennessee	16	16	96	64	32	2.0	18.0	4	0	4	1	1	0	10	0	0	0	6
2019	Tennessee	16	16	91	57	34	0.0	0.0	1	2	5	79	28	0	10	0	0	0	5
2020	Tennessee	16	16	111	79	32	0.0	0.0	2	1	1	0	0	0	7	1	0	0	0
2021	Tennessee	17	17	88	57	31	1.0	11.0	2	1	5	66	24t	1	13	2	1	30t	0
NFL Totals		97	88	536	363	173	4.0	37.0	15	13	23	276	33	1	62	3	3	36	21

PLAYOFFS				TACKLES							INTERCEPTIONS					FUMBLES			
Year	Team	GP	GS	Tot	Solo	Asst	Sk	Yds	QBP	TFL	No	Yds	Lg	TD	PD	FF	FR	Yds	SpT
2017	Tennessee	2	2	16	14	2	0.0	0.0	0	0	0	0	0	0	0	0	0	0	0
2019	Tennessee	3	3	20	15	5	0.0	0.0	0	0	1	31	31	0	1	0	0	0	1
2020	Tennessee	1	1	5	2	3	0.0	0.0	1	0	0	0	0	0	1	0	0	0	0
2021	Tennessee	1	1	3	3	0	0.0	0.0	0	0	0	0	0	0	0	0	0	0	0
NFL Totals		7	7	44	34	10	0.0	0.0	1	0	1	31	31	0	2	0	0	0	1

Single-Game Highs

Tackles - 16 vs. Washington (12/22/18)
 Interceptions - 3 at Cleveland (10/22/17)
 Sacks - **1 (Four times, last at New England 11/28/21)**
 Tackles for Loss - 2 (Twice, last at Miami 10/8/17)
 Quarterback Pressures - **2 (Twice, last at New England 12/11/16)**
 Forced Fumble - **1 (Three times, last vs. San Francisco 12/23/21)**
 Fumble Recovery - **1 (Three times, last at Jacksonville 10/10/21)**
 Passes Defensed - **3 (Four times, last at Indianapolis 10/31/21)**
 Special Teams Tackles - 2 (Three times, last vs. Baltimore 10/14/18)

Playoff Single-Game Highs

Tackles - 11 at Baltimore (1/11/20)
 Interceptions - 1 at Baltimore (1/11/20)
 Passes Defensed - 1 (Twice, last vs. Baltimore 1/10/21)
 Special Teams Tackles - 1 at New England (1/4/20)

Additional Statistics

Pass Attempts - 1 for 66 yards and a touchdown vs. Houston (9/16/18)
 Receptions - 1 for 11 yards vs. L.A. Chargers (10/20/19)
 Touchdowns - **2 (30-yard fumble return at Jacksonville, 10/10/21; 24-yard interception return at L.A. Rams, 11/7/21)**



25 JAMAL CARTER

SAFETY • 6'1" • 215 LBS • COLLEGE: MIAMI (FLA.)
ACQUIRED: FREE AGENT - 2021 • NFL EXPERIENCE (NFL/TITANS): 4/1
HOMETOWN: NARANJA, FLA.
GAMES PLAYED/GAMES STARTED: 29/0 (PLAYOFFS: 0/0)

PRO: The Titans signed Jamal Carter during the middle of 2021 preseason to add depth and experience to the secondary. The 6-foot-1-inch, 215-pounder has appeared in 28 games recording 26 tackles and two pass defenses with the Denver Broncos (2017) and Atlanta Falcons (2019-20).

CAREER HIGHLIGHTS:

- Collected a single-game career-high five tackles at Green Bay on Oct. 4, 2020 while a member of the Atlanta Falcons.

CAREER TRANSACTIONS:

- The Naranja, Fla., native was originally signed by the Denver Broncos as an undrafted free agent on May 15, 2017.
- Waived by the Broncos on Aug. 31, 2019.
- Added to the practice squad by the Atlanta Falcons on Sept. 2, 2019.
- Activated to the 53-man roster off the practice squad for the Falcons on Sept. 24, 2019.
- Placed on the COVID-19 reserve/non football injury list on July 29, 2020.
- Reinstated off the COVID-19 reserve/non football injury list on Aug. 18, 2020.
- Waived by the Falcons on Sept. 5, 2020.
- Signed to the Falcons practice squad on Sept. 6, 2020.
- Activated to the 53-man roster off the practice squad for the Falcons on Oct. 5, 2020.
- Signed to the Falcons practice squad on Oct. 6, 2020.
- Waived by the Falcons on Oct. 7, 2020.
- Signed by the Arizona Cardinals on Jan. 20, 2021.
- Waived by the Cardinals on Aug. 10, 2021.
- Signed by the Tennessee Titans on Aug. 18, 2021.
- Waived by the Titans on Aug. 31, 2021.
- Signed to the Titans practice squad on Nov. 1, 2021.
- Activated from the practice squad to the active roster standard elevation on Oct. 10, 2021.

SEASON RECAPS:

2021 (1/0 - Tennessee): Played as a reserve in one contest. Spent 11 weeks on the practice squad, two weeks on the practice squad reserve/COVID-19 list and three weeks on the practice squad injured list.

- At Jacksonville (10/10), made his Titans debut as a reserve on special teams.

2020 (1/0 - Atlanta) : Appeared in one game with the Falcons and recorded a single-game career-high five tackles at Green Bay (10/5/20).

2019 (11/0 - Atlanta): Saw action in 11 games and tallied a season-high nine tackles to go along with one pass defended.

- Against Kansas City (12/31), collected two tackles and a pass defended.
- Against Los Angeles Rams (10/20), registered three tackles as well as a pass defended.

2017 (16/0 - Denver): Appeared in all 16 games and posted eight tackles during his rookie campaign.

- Against Los Angeles Chargers (9/11), made his NFL debut.
- At Indianapolis (12/14), recorded three solo tackles.

COLLEGE:

- In four seasons at Miami (Fla.) (2013-16), appeared in 50 games with 15 starts, totaling 165 tackles, two interceptions and 10 passes defended.
- As a senior (2016), saw action in all 13 games with 12 starts and served

as one of Miami's top defensive playmakers. Led the team with 85 tackles. Led all defensive players in tackles in five of 13 games. Also added three passes defended and a tackle for loss.

- As a junior (2015), saw action in all 12 regular season games and totaled a career-best 48 tackles. Added one interception, one forced fumble and one fumble recovery.
- As a sophomore (2014), played 13 games with two starts and finished with 26 tackles, one interception, and one pass defended.
- As a freshman (2013), played in 12 games, primarily on special teams and tallied four tackles. He also had four kick returns for 60 yards.

PERSONAL:

- Attended Southbridge Senior (Miami, Fla.) High School and recorded 73 tackles and one interception as a senior. He was also rated as four-star prospect by ESPN, 247Sports, Rivals and Scout and also listed as 40th-best athlete by ESPN.
- Follow Carter on Twitter @Jamal_Carter6 and on Instagram @jamal_carter6.
- Born Jamal Carter on April 12, 1994 in Naranja, Fla.

JAMAL CARTER'S TITANS GAME-BY-GAME

2021 Tennessee Titans

Date	Opp	W/L	P/S	Tot	Solo	Asst	Sk	- Yds	QBP	TFL	Int	Yds	-TD	PD	FF	FR	Yds	SpT	
Sept 12	Ari	L	PS																
Sept 19	@ Sea	W	PS																
Sept 26	Ind	W	PS																
Oct 3	@ NYJ	L	PS																
Oct 10	@ Jax	W	p	0	0	0	0.0	0.0	0	0	0	0	0	0	0	0	0	0	0
Oct 18	Buf	W	PS																
Oct 24	KC	W	PS																
Oct 31	@ Ind	W	PS																
Nov 7	@ LAR	W	PS																
Nov 14	NO	W	PS																
Nov 21	Hou	L	PS																

Nov 28	@ NE	L	PS																
Dec 12	Jax	W	PS-I																
Dec 19	@ Pit	L	PS R/C																
Dec 23	SF	W	PS R/C																
Jan 2	Mia	W	PS-I																
Jan 9	@ Hou	W	PS-I																
Totals																			

JAMAL CARTER'S NFL STATISTICS

REGULAR SEASON		TACKLES									INTERCEPTIONS					FUMBLES			
Year	Team	GP	GS	Tot	Solo	Asst	Sk	Yds	QBP	TFL	No	Yds	Lg	TD	PD	FF	FR	Yds	SpT
2017	Denver	16	0	11	9	2	0.0	0.0	0	0	0	0	0	0	1	0	0	0	3
2019	Atlanta	11	0	10	5	5	0.0	0.0	0	0	0	0	0	1	0	0	0	0	0
2020	Atlanta	1	0	5	4	1	0.0	0.0	0	0	0	0	0	0	0	0	0	0	0
2021	Tennessee	1	0	0	0	0	0.0	0.0	0	0	0	0	0	0	0	0	0	0	0
NFL Totals		29	0	26	18	8	0.0	0.0	0	0	0	0	0	2	0	0	0	0	3

Single-Game Highs

Tackles - Five at Green Bay (10/5/20).



44 TORY CARTER

FULLBACK • 6'0" • 229 LBS • COLLEGE: LOUISIANA STATE
ACQUIRED: FREE AGENT - 2021 • NFL EXPERIENCE (NFL/TITANS): ROOKIE
HOMETOWN: VALDOSTA, GA.
GAMES PLAYED/GAMES STARTED: 8/2 (PLAYOFFS: 1/0)

PRO: The Titans signed Tory Carter as a rookie free agent following the 2021 NFL Draft. The 6-foot, 229-pounder played in 42 games as a tight end/fullback at Louisiana State and helped the Tigers win a national championship in 2019.

TITANS TIDBITS:

- Carter's father, James, played fullback and linebacker at Georgia Southern.

CAREER TRANSACTIONS:

- The Valdosta, Ga., native was signed by the Titans as an undrafted free agent on May 14, 2021.
- Waived by the Titans on Aug. 31, 2021 and signed to the team's practice squad a day later.
- Activated from the practice squad to the active roster standard elevation on Sept. 25, 2021.
- Activated from the practice squad to the active roster standard elevation on Oct. 3, 2021.
- Activated from the practice squad to the active roster COVID-19 replacement on Oct. 18, 2021.
- Signed by the Titans to their active roster from the practice squad on Oct. 30, 2021.

SEASON RECAPS:

2021 (8/2, 0/0): Saw action in eight games with two starts at fullback as a rookie. Collected two special teams tackles and a fumble recovery on coverage units. Spent four weeks on the practice squad. Was inactive for one contest. Placed on injured reserve on Dec. 18 and missed the final four regular season games and the playoff contest. Tied for the team lead in special teams tackles once in 2021 (vs. HOU). Made his NFL debut against Indianapolis (9/26/21). Made his first career NFL start against Houston (11/21/21).

- Against Indianapolis (9/26), saw action in his first NFL contest as a reserve on special teams and at fullback.
- At N.Y. Jets (10/3), saw limited action as a reserve at fullback and on special teams.
- Against Buffalo (10/18), played as a reserve on special teams and saw limited action at fullback.
- At Indianapolis (10/31), saw action as a reserve at fullback and on special teams. Posted a special teams tackle on coverage units.
- At L.A. Rams (11/7), was inactive.
- Against New Orleans (11/14), played as a reserve at fullback and on special teams. Set up the Titans' offense with great field position by recovering a Deonte Harris fumble at the Saints' 19-yard line that was forced by Dylan Cole on the opening kickoff of the second half. The Titans scored a touchdown five plays later to increase their lead to 20-6.
- Against Houston (11/21), made his first career NFL start as a fullback. Registered a tackle on special teams coverage units.
- At New England (11/28), started at fullback and helped open holes for Titans ball carriers to amass 270 yards on the ground, including two 100-yard rushers.
- Against Jacksonville (12/12), saw action as a reserve at fullback before leaving the game in the second quarter with an injury.

COLLEGE:

- Appeared in 42 games with six starts at fullback/tight end over four seasons at Louisiana State (2017-20) and caught 16 passes for 157 yards and two touchdowns, while adding two carries for four yards.

AS A SENIOR (2020), saw action in seven games with one start at fullback and caught four passes for 42 yards including a long of 15 yards.

AS A JUNIOR (2019), appeared in 11 games and caught two passes for 15 yards while helping the Tigers to a National Championship.

AS A SOPHOMORE (2018), played in 12 games with four starts at fullback. Made four catches for 39 yards and one touchdown and added two carries for four yards.

AS A FRESHMAN (2017), saw action in 12 games with one start and tallied six catches for 61 yards and a score.

- Graduated from Louisiana State with a degree in interdisciplinary studies.

PERSONAL:

- Attended Lee County (Ga.) High School where he earned all-area recognition and was a consensus three-star prospect. Tabbed the No. 1 fullback by Scout and No. 3 by 247Sports.
- Also played defensive end where he recorded 52 tackles and nine sacks as a senior.
- Son of Robin and James Carter.
- Follow Carter on Instagram at @t.money_44 and on Twitter at @tory44carter.
- Born Tory Carter on March 16, 1999 in Valdosta, Ga.

TORY CARTER'S GAME-BY-GAME

2021 Tennessee Titans				RUSHING					RECEIVING																						
Date	Opp	W/L	P/S	Att	Yds	Avg	Lg	TD	No	Yds	Avg	Lg	TD																		
Sept 12	Ari	L	PS											Nov 28	@	NE	L	S	0	0	-	0	0	0	0	0	0	-	0	0	
Sept 19	@ Sea	W	PS											Dec 12	Jax	W	p	0	0	-	0	0	0	0	0	0	0	-	0	0	
Sept 26	Ind	W	p	0	0	-	0	0	0	0	0	-	0	0																	
Oct 3	@ NYJ	L	p	0	0	-	0	0	0	0	0	-	0	0	Dec 19	@	Pit	L	IR												
Oct 10	@ Jax	W	PS											Dec 23	SF	W	IR														
Oct 18	Buf	W	p	0	0	-	0	0	0	0	0	-	0	0	Jan 2	Mia	W	IR													
Oct 24	KC	W	PS											Jan 9	@	Hou	W	IR													
Oct 31	@ Ind	W	p	0	0	-	0	0	0	0	0	-	0	0	Totals			12-5	8/2	0	0	-	0	0	0	0	0	0	-	0	0
Nov 7	@ LAR	W	IA											Playoffs																	
Nov 14	NO	W	p	0	0	-	0	0	0	0	0	-	0	0	Jan 22	Cin	L	IR													
Nov 21	Hou	L	S	0	0	-	0	0	0	0	0	-	0	0	Totals			0-1	0/0	0	0	-	0	0	0	0	0	0	-	0	0

TORY CARTER'S NFL STATISTICS

REGULAR SEASON		RUSHING								RECEIVING				
Year	Team	GP	GS	No	Yds	Avg	Lg	TD	Att	Yds	Avg	Lg	TD	
2021	Tennessee	8	2	0	0	-	0	0	0	0	-	0	0	
NFL Totals		8	2	0	0	-	0	0	0	0	-	0	0	

Single-Game Highs

Rushes -
 Rushing Yards -
 Long Rush -
 Receptions -
 Receiving Yards -
 Long Reception -
 Touchdowns -

Additional Statistics

Special Teams Tackles - **2 (2021)**
 Special Teams Fumble Recovery - **1 vs. New Orleans (11/14/21)**



53 DYLAN COLE

LINEBACKER • 6'0" • 237 LBS • COLLEGE: MISSOURI STATE
ACQUIRED: FREE AGENT - 2021 • NFL EXPERIENCE (NFL/TITANS): 5/1
HOMETOWN: SPRINGFIELD, MO.
GAMES PLAYED/GAMES STARTED: 46/1 (PLAYOFFS: 2/0)

PRO: The Titans originally signed free agent Dylan Cole to the practice squad on Oct. 13, 2021. The 6-foot, 237-pounder appeared in 37 regular season games with one start and recorded 67 tackles, one sack, two interceptions, one touchdown, five tackles for loss and one fumble recovery in four years with Houston (2017-20). Cole originally entered the NFL after signing with the Texans as an undrafted college free agent in 2017.

CAREER HIGHLIGHTS:

• In 2017, Cole became the first rookie in NFL history to record at least five total tackles, a sack and an interception returned for a touchdown during a single game against Tennessee (10/1/17).

TITANS TIDBITS:

• Cole once ran 21 miles per hour that was clocked by a street speed limit sign.

CAREER TRANSACTIONS:

- The Springfield, Mo., native was originally signed by the Houston Texans as an undrafted college free agent on May 12, 2017.
- Re-signed with the Texans as a restricted free agent on March 18, 2020.
- Signed by the Titans to their practice squad on Oct. 13, 2021.
- Released by the Titans from their practice squad on Oct. 26, 2021.
- Signed by the Titans to their practice squad on Nov. 6, 2021.
- Activated from the practice squad to the active roster standard elevation on Nov. 6, 2021.
- Activated from the practice squad to the active roster standard elevation on Nov. 13, 2021.
- Signed by the Titans to their active roster from the practice squad on Nov. 16, 2021.

SEASON RECAPS:

2021 (9/0, 1/0 - Tennessee): Saw action in nine games and tied for third on the team with 10 special teams tackles to go along with a forced fumble on coverage units. Notched six tackles, a quarterback pressure, a tackle for loss and a pass defended on defense. Spent two weeks on the practice squad and one week off the roster after being signed by the Titans on Oct. 13. Played as a reserve in the postseason contest. Tied for the team lead in passes defended once in 2021 (at NE). Led or tied for the team lead in special teams tackles five times in 2021 (vs. HOU, at NE, at PIT, vs. SF, vs. MIA).

- At L.A. Rams (11/7), made his Titans debut as a reserve on special teams.
- Against New Orleans (11/14), collected two special teams tackles and a forced fumble on coverage units. Set up the Titans' offense with great field position by forcing a Deonte Harris fumble that was recovered by Tory Carter at the Saints' 19-yard line on the opening kickoff of the second half. The Titans scored a touchdown five plays later to increase their lead to 20-6.
- Against Houston (11/21), saw action as a reserve at linebacker and totaled four tackles, including a stop for loss and a quarterback pressure. Registered a special teams tackle on coverage units. Combined with Harold Landry III to stop Rex Burkhead for no gain on a rush off left tackle late in the fourth quarter.
- At New England (11/28), played as a reserve at linebacker and recorded two tackles with a pass defended. Tied for the team lead with two special teams stops. Knocked down a pass intended for Jonnu Smith in the third quarter.
- Against Jacksonville (12/12), played on special teams and saw limited snaps at linebacker late in the shutout victory.

- At Pittsburgh (12/19), led the team with two special teams tackles on coverage units.
- Against San Francisco (12/23), led the team with a special teams stop on coverage units.
- Against Miami (1/2), tied for the team lead with a special teams stop on coverage units.
- At Houston (1/9), notched a special teams tackle on coverage units.
- Against Cincinnati (1/22), played as a reserve on special teams.

2020 (6/0 - Houston): Appeared in six games and recorded two tackles on defense and four stops on special teams coverage units. Was inactive for the regular season opener. Missed the final nine games after being placed on injured reserve/non football injury (COVID-19) on Nov. 5, 2020.

2019 (11/0 Houston): Played in 11 games before being placed on injured reserve on Nov. 23. Finished the season with eight tackles, a pass defended and a fumble recovery. Ranked third on the team with eight special teams tackles.

- Against Jacksonville (11/3), tallied two tackles on defense, one special teams tackle and notched his first career fumble recovery on the last play of the game in London.
- At Baltimore (11/17), registered two tackles.

2018 (8/0, 1/0 - Houston): Saw action in eight regular season games and compiled 13 tackles, a tackle for loss and three passes defended. Placed on injured reserve and missed eight games. Also appeared as a reserve in the postseason contest.

- At New England (9/9), tallied a season-high five tackles and one pass defended.
- Against Jacksonville (12/30), compiled one tackle, one tackle for loss and one pass defended.
- Against Indianapolis (1/5), made his postseason debut and recorded four tackles.

2017 (12/1 - Houston): Appeared in 12 games with one start and tallied 25 tackles, four tackles for loss, three passes defended, two interceptions, one touchdown, two quarterback hits and a sack. Registered seven special teams stops. Became the first rookie to record an interception for a touchdown in franchise history.

- Against Jacksonville (9/10), made his NFL debut and recorded one quarterback hit.
- At Cincinnati (9/14), notched his first five career tackles.
- Against Tennessee (10/1), became the first rookie in NFL history to record at least five total tackles, one sack and one interception returned for a touchdown. Intercepted a Matt Cassel pass intended for Delanie Walker and returned it 25 yards for a touchdown in the fourth quarter. He was the only college free agent in the NFL with a pick-six in 2017.
- Against Kansas City (10/8), started his first career game and matched his career high with five tackles.
- Against Cleveland (10/15), registered one tackle for loss and recorded his second interception of the season.

COLLEGE:

• Played four seasons (2013-16) at Missouri State after redshirting the 2012 campaign. He finished his Bears career with 46 starts and recorded 457 tackles (third-most in MSU history), 40.5 tackles for loss, 21 passes defended, five sacks, five interceptions, three forced fumbles and two fumble recoveries. Posted 22 double-figure tackle games, including 15 in a row to end his career.

DYLAN COLE'S NFL STATISTICS

REGULAR SEASON		TACKLES									INTERCEPTIONS					FUMBLES			
Year	Team	GP	GS	Tot	Solo	Asst	Sk	Yds	QBP	TFL	No	Yds	Lg	TD	PD	FF	FR	Yds	SpT
2017	Houston	12	1	32	16	16	1.0	1.0	2	4	2	28	25	1	3	0	0	0	7
2018	Houston	8	0	13	13	0	0.0	0.0	0	1	0	0	0	0	3	0	0	0	0
2019	Houston	11	0	16	13	3	0.0	0.0	0	0	0	0	0	1	0	0	1	27	8
2020	Houston	6	0	6	3	3	0.0	0.0	0	0	0	0	0	0	0	0	0	0	4
2021	Tennessee	9	0	6	2	4	0.0	0.0	1	1	0	0	0	0	1	0	0	0	10
NFL Totals		46	1	73	47	26	1.0	1.0	3	6	2	28	25	1	8	0	1	27	29

PLAYOFFS		TACKLES									INTERCEPTIONS					FUMBLES			
Year	Team	GP	GS	Tot	Solo	Asst	Sk	Yds	QBP	TFL	No	Yds	Lg	TD	PD	FF	FR	Yds	SpT
2018	Houston	1	0	4	2	2	0.0	0.0	0	0	0	0	0	0	0	0	0	0	0
2021	Tennessee	1	0	0	0	0	0.0	0.0	0	0	0	0	0	0	0	0	0	0	0
NFL Totals		2	0	4	2	2	0.0	0.0	0	0	0	0	0	0	0	0	0	0	0

Single-Game Highs

Tackles - 5 (Three times, last at New England, 9/9/18)
 Sacks - 1 vs. Tennessee (10/1/17)
 Interceptions - 1 (Twice, last vs. Cleveland, 10/10/17)

Playoff Single-Game Highs

Tackles - 4 vs. Indianapolis (1/5/19)

Additional Statistics

Special Teams Forced Fumble - **1 vs. New Orleans (11/14/21)**



46 MORGAN COX

LONG SNAPPER • 6'4" • 235 LBS • COLLEGE: TENNESSEE
ACQUIRED: UNRESTRICTED FREE AGENT (BAL) - 2021
NFL EXPERIENCE (NFL/TITANS): 12/1 • HOMETOWN: COLLIERVILLE, TENN.
GAMES PLAYED/GAMES STARTED: 182/0 (PLAYOFFS: 11/0)



Pro Bowl: 2015, 2016, 2019, 2020

PRO: The Titans signed unrestricted free agent Morgan Cox during the 2021 offseason to add a veteran presence and experience to the long snapping position. In his first 11 NFL seasons, the 6-foot-4-inch, 235-pounder appeared in 165 regular season games and was selected to four Pro Bowls as a member of the Baltimore Ravens. The Collierville, Tenn., native was originally signed as a rookie free agent by the Ravens following the 2010 NFL Draft.

CAREER HIGHLIGHTS:

- Cox, a four-time Pro Bowler, spent his first 11 NFL seasons (2010-20) with the Baltimore Ravens and appeared in 165 games and 10 postseason contests with the club.
- In 2011, Cox earned the team's Ed Block Courage Award after returning from a significant injury suffered in 2010.

TITANS TIDBITS:

- March 7, 2013 was proclaimed "Morgan Cox Day" in his hometown of Collierville, Tenn.
- Cox played an integral part in the Baltimore Ravens' social justice initiatives. In 2018, he participated in the announcement of the HVAC donation from the Players' Social Justice Fund at Lakewood Elementary in Baltimore. In 2017, Cox took part in a police ride along with law enforcement officials in West Baltimore to meet with local youth and discuss topics surrounding social justice.
- Cox's wife, Lauren, is an actress and has appeared in Baltimore filmed TV shows "House of Cards" and "Veep" and on the drama "To-Do."
- Cox served as his high school's newspaper sports editor his final two years at Evangelical Christian High School in Memphis.

CAREER TRANSACTIONS:

- The Collierville, Tenn., native was originally signed by the Baltimore Ravens as a rookie free agent on May 6, 2010.
- Signed by the Titans as an unrestricted free agent on March 19, 2021.

SEASON RECAPS:

- 2021 (17/0, 1/0 - Tennessee):** Saw action in all 17 games at long snapper in his first season with the Titans. Registered a special teams tackle. Played as a reserve in the postseason contest.
- Against Arizona (9/12), made his Titans debut handling snapping duties.
 - At Seattle (9/19), served as the team's long snapper and produced the snap for Randy Bullock's game-winning 36-yard field goal in overtime.
 - Against Indianapolis (9/26), handled all long snapping duties.
 - At N.Y. Jets (10/3), played as a reserve as the long snapper.
 - At Jacksonville (10/10), saw action as the team's long snapper.
 - Against Buffalo (10/18), served as the team's long snapper.
 - Against Kansas City (10/24), played as a reserve as the team's long snapper.
 - At Indianapolis (10/31), saw action as the team's long snapper and executed the snap for Randy Bullock's game-winning 44-yard field goal in overtime.
 - At L.A. Rams (11/7), served as the team's long snapper.
 - Against New Orleans (11/14), saw action as a reserve at long snapper in his 175th career regular season contest.
 - Against Houston (11/21), played as a reserve at long snapper.
 - At New England (11/28), saw action at long snapper and collected a special teams tackle on coverage units.
 - Against Jacksonville (12/12), served as the team's long snapper.
 - At Pittsburgh (12/19), played as a reserve at long snapper.
 - Against San Francisco (12/23), saw action as the team's long snapper

and executed the snap for Randy Bullock's game-winning 44-yard field goal.

- Against Miami (1/2), served as the team's long snapper and executed the snaps for Randy Bullock's two field goals and four extra point makes.
- At Houston (1/9), saw action as the long snapper.
- Against Cincinnati (1/22), played as a reserve at long snapper in his 11th career postseason contest.

2020 (15/0, 2/0 - Baltimore): Earned his fourth career Pro Bowl selection, helped Justin Tucker record his fifth consecutive season with at least 130 points, tying the NFL record of consecutive seasons with 130-plus points. Tucker connected on 26 of 29 field goals (89.7 percent) and was 52 of 53 on extra points (98.1 percent). Also snapped on all 51 of Sam Koch's 51 punts, who produced a 44.5 gross average and 42.5 net average. Koch was the NFL's only punter to place at least 20 punts (22) inside in the 20-yard line and have no more than one touchback.

- At Cleveland (12/14), snapped to holder Sam Koch on Justin Tucker's 55-yard game-winning field goal with two seconds remaining to give Baltimore a 45-42 lead in the victory.
- At Tennessee (1/10), snapped for Justin Tucker who drilled two of three field goals, including a 51-yarder to give Baltimore a 20-13 lead in the fourth quarter.

2019 (16/0, 1/0 - Baltimore): Selected to his third career Pro Bowl. Saw action in all 16 games and helped Justin Tucker record his fourth consecutive season scoring 141 points, connecting on 28 of 29 field goal attempts and 57 of 59 extra points. The Ravens produced the NFL's No. 1 scoring offense (33.2 ppg) and set a franchise record for points (531).

- Against Arizona (9/15), snapped for Justin Tucker to connect on all three field goal attempts, hitting from 33, 28 and 51 yards in the 23-17 win.
- At Pittsburgh (10/6), snapped for Justin Tucker, who kicked a 46-yard field goal in overtime to seal the Ravens' victory in the 26-23 win.
- Against Cincinnati (10/13), snapped for Justin Tucker, who booted a 40-yard field goal to become the fastest kicker in NFL history (118 games) to score 1,000 career points in the 23-17 victory.
- Against San Francisco (12/1), snapped for Justin Tucker, who nailed a 49-yard boot that marked his second game-winning field goal of the season.

2018 (16/0, 1/0 - Baltimore): Played in all 16 games and snapped on 65 punts, 36 extra points and 39 field goal attempts, helping the Ravens once again produce one of the NFL's top kicking units with Sam Koch and Justin Tucker. Also posted a special teams tackle.

- Against Buffalo (9/9), snapped on two made field goals from Justin Tucker and helped Sam Koch register five punts for 257 yards (51.4 gross avg.), including three punts inside the 20, in the 47-3 season-opening win.
- Against Denver (9/23), snapped on each of Justin Tucker's two 52-yard field goals in the 27-14 win. Tucker now has six-career games with multiple 50-plus-yard field goals, the most in NFL history.
- At L.A. Chargers (12/22), snapped on three made field goals, including a season-long-tying 56-yarder from Justin Tucker. Recorded a special teams tackle in the victory.

2017 (16/0 - Baltimore): Appeared in all 16 games. Snapped on punts and kicks, helping Sam Koch place a franchise-record and NFL-best 40 punts inside the 20-yard line and Justin Tucker make 34 of 37 field goals (91.9 percent), tying his franchise record of 141 points.

- At Cincinnati (9/10), snapped on two made field goals from Justin Tucker and helped Sam Koch register six punts for 250 yards (41.3 gross avg),

including two punts inside the 20-yard line, in the 20-0 season-opening victory.

- Against Chicago (10/15), handled snapping duties, helping Justin Tucker connect on three field goals and Sam Koch boot seven punts for 386 yards (55.0 avg.).
- At Minnesota (10/22), snapped on three made field goals, including a season-long 57-yarder from Justin Tucker. Added a special teams tackle on coverage.
- At Green Bay (11/19), served as the long snapper and helped Sam Koch place five of seven punts inside the 20, in a shutout victory.
- At Cleveland (12/17), handled snapping duties, helping Sam Koch place four punts inside the 20-yard line, including three punts inside the five-yard line.

2016 (16/0 - Baltimore): Earned his second straight Pro Bowl nod after handling all snapping duties and helping Justin Tucker score a franchise record 141 points by connecting on 37 of 38 field goal attempts (lone miss was a block), including 10 of 10 from 50-plus yards. Helped Tucker earn a second Pro Bowl invitation and become a unanimous first-team All-Pro selection.

- Against Cincinnati (11/27), snapped on four made field goals from Justin Tucker, who became the first kicker in NFL history to make three field goals of 50-plus yards in the first half of a game.
- Against Philadelphia (12/18), appeared in his 100th career game.

2015 (16/0 - Baltimore): Named to his first career Pro Bowl after snapping on 74 punts, 29 extra points and 40 field goal attempts. Helped Sam Koch earn first career Pro Bowl invite with 46.7 gross and 42.9 net averages.

- At Miami (12/6), snapped on two field goals and an extra point from Justin Tucker, who became the fastest kicker in NFL history to reach the 500-point milestone (60 games).

2014 (7/0 - Baltimore): Saw action in the first seven games of the season, snapping on 21 punts, extra points and 18 field goal attempts, before being placed on injured reserve on Oct. 20.

- Against Atlanta (10/19), snapped on punts, field goal attempts and extra points before leaving the game with a knee injury in the 29-7 victory.

2013 (16/0 - Baltimore): Played in all 16 games for the third consecutive season and snapped on 91 punts, 41 field goal attempts and 26 extra points. Tied a career high with two special teams stops.

- At Detroit (12/16), snapped on a franchise-record six made field goals, including a franchise record 61-yard game-winner by Justin Tucker, in the 18-16 victory.

2012 (16/0, 4/0 - Baltimore): Saw action in all 16 games at long snapper and tied a career-high with two special teams tackles while snapping on 83 punts, 42 extra points and 33 field goal attempts. Played in all four postseason games, snapping on 16 extra points, 22 punts and four field goal attempts in the Ravens' Super Bowl XLVII title run.

- Against Oakland (11/11), snapped on a franchise-record extra points, punts and field goal attempts, and was a part of the successful fake field goal attempt that Sam Koch ran in for a touchdown in the 55-20 win.

2011 (16/0, 2/0 - Baltimore): Saw action in all 16 games for the first time in his career and snapped on 73 punts, 40 extra point attempts and 39 field goal attempts. Appeared as a reserve in both postseason contests.

- Against Pittsburgh (9/11), snapped on punts, field goal attempts and extra points, including a fake punt Sam Koch ran in for a two-point conversion.

2010 (15/0 - Baltimore): Saw action in 15 games and posted two special teams tackles before being placed on injured reserve on Dec. 29 missing the final regular season game.

- At N.Y. Jets (9/13), snapped on six punts and a field goal attempt in his NFL debut.
- At Cleveland (12/26), snapped on three punts, both extra point attempts and two field goal attempts after significantly injuring his knee in the second quarter.

COLLEGE:

- Played 38 games in three seasons as the primary long snapper at Tennessee.
- As a senior (2009), handled deep snapper duties on punts, extra points and field goals, the third consecutive year in which he served that role. Often led the charge down field on punts and finished the season with three

tackles.

- As a junior (2008), saw action in 12 games. Served as Tennessee's deep snapper for all punts and placements for the second year in a row. Contributed four tackles on special teams, tying for seventh in that category.
- As a sophomore (2007), saw action as the deep snapper in all 14 games and helped placekicker Daniel Lincoln to All-America status and consensus Freshman All-SEC honors.
- In 2006, was a squad member.
- As a true freshman (2005), redshirted.
- Graduated with a degree in accounting from Tennessee.

PERSONAL:

- Attended Evangelical Christian (Memphis, Tenn.) High School, helping guide the Eagles to a state championship appearance as a senior and the semifinal game as a junior.
- As a senior, played center and long snapper earning All-State honorable mention and the Memphis Commercial Appeal Best of Preps Award.
- Began his role as the deep snapper during his junior season of high school.
- Played on the defensive and offensive lines as freshman and sophomore.
- Follow Cox on Twitter and Instagram at @morgancox46.
- Born Morgan Cox on April 26, 1986 in Collierville, Tenn.

MORGAN COX'S NFL STATISTICS				
REGULAR SEASON				
Year	Team	GP	GS	SpT Tackles
2010	Baltimore	15	0	1
2011	Baltimore	16	0	0
2012	Baltimore	16	0	2
2013	Baltimore	16	0	2
2014	Baltimore	7	0	0
2015	Baltimore	16	0	0
2016	Baltimore	16	0	2
2017	Baltimore	16	0	1
2018	Baltimore	16	0	1
2019	Baltimore	16	0	0
2020	Baltimore	15	0	2
2021	Tennessee	17	0	1
NFL Totals		182	0	12
PLAYOFFS				
Year	Team	GP	GS	SpT Tackles
2011	Baltimore	2	0	0
2012	Baltimore	4	0	0
2018	Baltimore	1	0	0
2019	Baltimore	1	0	0
2020	Baltimore	2	0	0
2021	Tennessee	1	0	0
NFL Totals		11	0	0
Additional Statistics				
Fumble Recovery - 1 (2013)				



29 DANE CRUIKSHANK

DEFENSIVE BACK • 6'1" • 209 LBS • COLLEGE: ARIZONA
ACQUIRED: 5TH ROUND - 2018 • NFL EXPERIENCE (NFL/TITANS): 4/4
HOMETOWN: CHINO HILLS, CALIF.
GAMES PLAYED/GAMES STARTED: 44/4 (PLAYOFFS: 4/0)

PRO: The Titans traded up to select Dane Cruikshank with the 152nd overall pick in the fifth round of the 2018 NFL Draft. The 6-foot-1 inch, 209-pound defender possesses above average size and speed for a defensive back, and was coveted for his versatility, having played safety, and both inside and outside cornerback at Arizona. Cruikshank established himself as a core special teams contributor in Tennessee after notching 18 special teams stops in his first two seasons, including a career-high 10 in 2019, blocking one extra point and one field goal, and catching a touchdown pass on a fake punt from 2018-19.

CAREER HIGHLIGHTS:

- From 2018-19, Cruikshank's 18 total special teams tackles ranked second on the squad.
- In 2019, Cruikshank totaled a career-high 10 special teams tackles, which ranked second on the team, and blocked one extra point and one field goal.
- In 2018, scored his first career touchdown with a 66-yard reception on a fake punt against Houston (9/16) and was named AFC Special Teams Player of the Week.

TITANS TIDBITS:

- Cruikshank credits his grandparents and his mother for his success in life. "My grandparents have provided for their whole family, and they've helped everyone in the family be successful at whatever they choose to do. My mom, (Beverley Jackson, a hair stylist) she's been able to raise her kids by working hard and never taking days off. She loves us and gives us everything we need."
- Growing up a Southern California fan, his most memorable college football moment was playing the Trojans in the Coliseum. Cruikshank posted 10 tackles and one interception in the contest.
- Cruikshank's nickname is 'Smooove.' He wore jersey No. 2 in high school, earning the nickname '2 Smooove,' which was then shortened to Smooove.
- He lists owning his own business as a goal on his bucket list. He would one day like to open his own training facility.

CAREER TRANSACTIONS:

- The Chino Hills, Calif., native was selected by the Titans in the fifth round (152nd overall) of the 2018 NFL Draft.

SEASON RECAPS:

2021 (14/4, 1/0): Played in 14 games with four starts at safety and collected a career-high 38 tackles, a quarterback pressures and a pass defended. Registered five special teams tackles and a forced fumble on coverage units. Placed on injured reserve on Nov. 13 and missed three games before being activated from injured reserve designated to return on Dec. 11. Saw action as a reserve safety in the postseason contest and tallied four tackles. Tied for the team lead in tackles once in 2021 (vs. KC). Tied for the team lead in special teams tackles three times in 2021 (at NYJ, vs. JAX, vs. MIA). Made his first career start at safety against Indianapolis (9/26/21).

- Against Arizona (9/12), saw action as a reserve at safety and on special teams.
- At Seattle (9/19), saw significant action as a reserve at safety and posted three tackles.
- Against Indianapolis (9/26), made his first career start at safety and tallied a then career-best six tackles, a quarterback pressure and a pass defended. Defended a pass intended for Zach Pascal at the goalline in the third quarter.
- At N.Y. Jets (10/3), started at safety and notched four tackles. Collected

a tackle and a forced fumble on special teams coverage units. Forced a Ty Johnson fumble on a kickoff return in the fourth quarter but the loose ball was recovered by the Jets.

- At Jacksonville (10/10), started at safety and compiled a then career-high seven tackles.
- Against Buffalo (10/18), played as a reserve on special teams and at defensive back.
- Against Kansas City (10/24), started at safety and tied for the team lead with a career-best eight tackles.
- At Indianapolis (10/31), saw action as a reserve at safety and posted two tackles. Combined with Chris Jackson to stuff Michael Pittman Jr. for a two-yard loss on a short pass in the fourth quarter.
- At L.A. Rams (11/7), notched a special teams tackle on coverage units. Helped pin the Rams' deep in their own territory by downing a Brett Kern 57-yard punt at the four-yard line.
- Against Jacksonville (12/12), tied for the team lead with a special teams tackle on coverage units. Saw limited snaps at safety late in the shutout victory.
- At Pittsburgh (12/19), notched a special teams tackle on coverage units.
- Against San Francisco (12/23), played as a reserve at safety and tallied four tackles while helping limit All-Pro tight end George Kittle to just two receptions for 21 yards.
- Against Miami (1/2), played as a reserve at safety and notched three tackles. Tied for the team lead with a special teams stop on coverage units.
- At Houston (1/9), saw action as a reserve at safety and compiled a tackle.
- Against Cincinnati (1/22), played as a reserve at safety and posted four tackles.

2020 (2/0): Played in two games as a reserve and posted his first career interception and a special teams tackle. Was inactive for one contest. Placed on injured reserve on Sept. 6, where he spent the first five games of the regular season. Activated from injured reserve designated for return on Oct. 24. Placed on season-ending injured reserve on Nov. 11, missing the final eight regular season games and the postseason contest. Collected his first career interception against Pittsburgh (10/25/20).

- Against Pittsburgh (10/25), returned to the lineup as a reserve on special teams. Saw limited snaps at safety and collected his first career interception. Registered his first career interception when Ben Roethlisberger attempted a deep pass into the end zone just before halftime.
- Against Chicago (11/8), played as a reserve on special teams and notched a stop on coverage units before leaving the game in the second quarter with an injury.

2019 (16/0, 3/0): Saw action as a reserve in all 16 games and ranked second on the team with a career-best 10 special teams tackles to go along with a blocked extra point and a blocked field goal. Saw action as a reserve in all three postseason contests and notched a pass defended on defense. Tied for the team lead in special teams tackles four times in 2019 (vs. IND, vs. BUF, at CAR, at OAK).

- Against Indianapolis (9/15), tied for the team lead with two special teams tackles on coverage units.
- At Carolina (11/3), saw action as a reserve on special teams and tied for the team lead with two tackles on coverage units. Kept it a two-possession game by blocking an extra point early in the fourth quarter.
- Against Jacksonville (11/24), saw action as a reserve on special teams and notched two tackles on coverage units.
- At Indianapolis (12/1), played as a reserve on special teams and blocked a field goal. Shot through the line and blocked an Adam Vinatieri 46-yard field goal with the ball being scooped up by Tye Smith and returned 63

yards for a touchdown to give the Titans a 24-17 lead late in the fourth quarter.

- At Oakland (12/8), played as a reserve on special teams and tied for the team lead with a special teams tackle on coverage units.
- At New England (1/4), played as a reserve on special teams in his first career postseason game.
- At Baltimore (1/11), saw action as a reserve defensive back and recorded a pass defended. Halted a potential Ravens' scoring drive by breaking up a fourth-and-five pass intended for Mark Andrews late in the fourth quarter.
- At Kansas City (1/19), played as a reserve on special teams and as an extra defensive back in the dime package.

2018 (12/0): Played in 12 games as a reserve in his rookie campaign and ranked fourth on the squad with eight special teams tackles. Collected a 66-yard touchdown reception on a fake punt and a 39-yard kickoff return on a reverse. Registered two tackles on defense. Was inactive for four games. Led or tied for the team lead in special teams tackles four times in 2018 (vs. HOU, at BUF, at LAC, vs. IND). Led the team in receiving yards once in 2018 (vs. HOU). Saw action in his first career NFL game at Miami (9/9/18). Named AFC Special Teams Player of the Week after leading the team with two special teams tackles and notching a 66-yard touchdown reception on a fake punt against Houston (9/16/18).

- At Miami (9/9), made his NFL debut as a reserve on special teams and notched a stop on coverage units.
- Against Houston (9/16), named AFC Special Teams Player of the Week after leading the team with two special teams tackles and notching a touchdown on a fake punt. Gave the Titans a 7-0 lead with a 66-yard touchdown reception from Kevin Byard on a fake punt early in the first quarter. Cruikshank became the first primarily defensive player in team annals to record a touchdown reception.
- At Jacksonville (9/23), saw action as a reserve on special teams. Snuffed out a fake punt and slowed down Corey Grant allowing LeShaun Sims to make the tackle short of the first down in the first quarter.
- Against Baltimore (10/14), played as a reserve at safety and amassed two tackles. Stuffed Nick Boyle for a one-yard loss on a short pass in the fourth quarter.
- At Los Angeles Chargers in London (10/21), led the team with two special teams tackles on coverage units.
- Against Indianapolis (12/30), played as a reserve on special teams and tied for the team lead with a tackle on coverage units. Returned the opening kickoff 39 yards after taking a reverse from Darius Jennings.

COLLEGE:

- During a two-year career at Arizona, he started all 25 games at 'spur' safety and cornerback. Cruikshank recorded 135 tackles, 1.5 sacks, seven

tackles for loss, 17 passes defended, one forced fumble and intercepted five passes for 68 yards.

- Prior to Arizona, he played two seasons at Citrus College.
- As a senior (2017), started all 13 games after switching to spur safety from cornerback. Ranked fifth on the team with 75 tackles. Also posted 1.5 sacks, 5.5 tackles for loss, eight passes defended, one forced fumble and three interceptions for 65 yards as a Wildcat. Voted as a team captain by his teammates.
- As a redshirt junior (2016), started all 13 games at cornerback in his first season at Arizona and finished fourth on the team in tackles with 60. Tied for the team lead with a pair of interceptions. Also tallied 1.5 tackles for loss and nine passes defended.
- As a junior (2015), redshirted after transferring to Arizona.
- As a sophomore (2014), saw action in 10 games as an Owl and notched 45 tackles, a tackle for loss, four passes defended and one interception for 29 yards. Named first-team all-state.
- As a freshman (2013), appeared in all 11 games for Citrus College and posted five tackles and one forced fumble. Caught four passes for 147 yards and one touchdown, and added five kick returns for 103 yards.
- Graduated in May 2017 from Arizona with a degree in general studies.

PERSONAL:

- Attended Ayala (Chino Hills, Calif.), High School where he played cornerback, safety, wide receiver, running back and return specialist.
- Also ran track as a high school athlete.
- List of favorites: (TV show) "Power"; (movies) "Friday," "Black Panther" and "Avengers: Infinity War"; (musician or band) Meek Mill, Drake, Migos and YoungBoy; (food) seafood; (childhood sports team) Los Angeles Lakers; and (guilty pleasure) peach cobbler or sour candy.
- He has three siblings, two older sisters and one younger brother.
- Follow Cruikshank on Twitter and Instagram at @Dane2Smooove.
- Born Dane Ashton Cruikshank on April 27, 1995 in Los Angeles, Calif.

DANE CRUIKSHANK'S GAME-BY-GAME

2018 Tennessee Titans

Date	Opp	W/L	P/S	Tot Solo	Asst	Sk	- Yds	QBP	TFL	Int - Yds	-TD	PD	FF	FR - Yds	SpT	
Sept 9	@ Mia	L	p	0	0	0	0.0	0.0	0	0	0	0	0	0	0	1
Sept 16	Hou	W	p	0	0	0	0.0	0.0	0	0	0	0	0	0	0	2
Sept 23	@ Jax	W	p	0	0	0	0.0	0.0	0	0	0	0	0	0	0	0
Sept 30	Phi	W	p	0	0	0	0.0	0.0	0	0	0	0	0	0	0	0
Oct 7	@ Buf	L	p	0	0	0	0.0	0.0	0	0	0	0	0	0	0	1
Oct 14	Bal	L	p	2	2	0	0.0	0.0	0	0	0	0	0	0	0	0
Oct 21	@ LAC	L	p	0	0	0	0.0	0.0	0	0	0	0	0	0	0	2
Nov 5	@ Dal	W	p	0	0	0	0.0	0.0	0	0	0	0	0	0	0	0
Nov 11	NE	W	IA													
Nov 18	@ Ind	L	p	0	0	0	0.0	0.0	0	0	0	0	0	0	0	0
Nov 26	@ Hou	L	IA													
Dec 2	NYJ	W	IA													
Dec 6	Jax	W	IA													
Dec 16	@ NYG	W	p	0	0	0	0.0	0.0	0	0	0	0	0	0	0	1
Dec 22	Was	W	p	0	0	0	0.0	0.0	0	0	0	0	0	0	0	0
Dec 30	Ind	L	p	0	0	0	0.0	0.0	0	0	0	0	0	0	0	1
Totals				9-7	12/0	2	2	0	0.0	0.0	0	0	0	0	0	8

2019 Tennessee Titans

Date	Opp	W/L	P/S	Tot Solo	Asst	Sk	- Yds	QBP	TFL	Int - Yds	-TD	PD	FF	FR - Yds	SpT	
Sept 8	@ Cle	W	p	0	0	0	0.0	0.0	0	0	0	0	0	0	0	0
Sept 15	Ind	L	p	0	0	0	0.0	0.0	0	0	0	0	0	0	0	2
Sept 19	@ Jax	L	p	0	0	0	0.0	0.0	0	0	0	0	0	0	0	0
Sept 29	@ Atl	W	p	0	0	0	0.0	0.0	0	0	0	0	0	0	0	0
Oct 6	Buf	L	p	0	0	0	0.0	0.0	0	0	0	0	0	0	0	1
Oct 13	@ Den	L	p	0	0	0	0.0	0.0	0	0	0	0	0	0	0	1
Oct 20	LAC	W	p	0	0	0	0.0	0.0	0	0	0	0	0	0	0	0
Oct 27	TB	W	p	0	0	0	0.0	0.0	0	0	0	0	0	0	0	0
Nov 3	@ Car	L	p	0	0	0	0.0	0.0	0	0	0	0	0	0	0	2
Nov 10	KC	W	p	0	0	0	0.0	0.0	0	0	0	0	0	0	0	0
Nov 24	Jax	W	p	0	0	0	0.0	0.0	0	0	0	0	0	0	0	2
Dec 1	@ Ind	W	p	0	0	0	0.0	0.0	0	0	0	0	0	0	0	0
Dec 8	@ Oak	W	p	0	0	0	0.0	0.0	0	0	0	0	0	0	0	1
Dec 15	Hou	L	p	0	0	0	0.0	0.0	0	0	0	0	0	0	0	0
Dec 22	NO	L	p	0	0	0	0.0	0.0	0	0	0	0	0	0	0	1
Dec 29	@ Hou	W	p	0	0	0	0.0	0.0	0	0	0	0	0	0	0	0
Totals				9-7	16/0	0	0	0	0.0	0.0	0	0	0	0	0	10
Playoffs																
Jan 4	@ NE	W	p	0	0	0	0.0	0.0	0	0	0	0	0	0	0	0
Jan 11	@ Bal	W	p	0	0	0	0.0	0.0	0	0	0	0	1	0	0	0
Jan 19	@ KC	L	p	0	0	0	0.0	0.0	0	0	0	0	0	0	0	0
Totals				2-1	3/0	0	0	0	0.0	0.0	0	0	0	1	0	0

2020 Tennessee Titans

Date	Opp	W/L	P/S	Tot Solo	Asst	Sk	- Yds	QBP	TFL	Int - Yds	-TD	PD	FF	FR - Yds	SpT					
Sept 14	@ Den	W	IR																	
Sept 20	Jax	W	IR																	
Sept 27	@ Min	W	IR																	
Oct 13	Buf	W	IR																	
Oct 18	Hou	W	IR																	
Oct 25	Pit	L	p	0	0	0	0.0	0.0	0	0	0	1	13	0	1	0	0	0		
Nov 1	@ Cin	L	IA																	
Nov 8	Chi	W	p	0	0	0	0.0	0.0	0	0	0	0	0	0	0	0	0	1		
Nov 12	Ind																			
Nov 22	@ Bal																			
Nov 29	@ Ind																			
Dec 6	Cle																			
Dec 13	@ Jax																			
Dec 20	Det																			
Dec 27	@ GB																			
Jan 3	@ Hou																			
Totals				6-2	2/0	0	0	0	0.0	0.0	0	0	0	1	13	0	1	0	0	1

2021 Tennessee Titans

Date	Opp	W/L	P/S	Tot Solo	Asst	Sk	- Yds	QBP	TFL	Int - Yds	-TD	PD	FF	FR - Yds	SpT						
Sept 12	Ari	L	p	0	0	0	0.0	0.0	0	0	0	0	0	0	0	0	0	0	0	0	
Sept 19	@ Sea	W	p	3	2	1	0.0	0.0	0	0	0	0	0	0	0	0	0	0	0	0	
Sept 26	Ind	W	S	6	4	2	0.0	0.0	1	0	0	0	0	1	0	0	0	0	0	0	
Oct 3	@ NYJ	L	S	4	3	1	0.0	0.0	0	0	0	0	0	0	0	0	0	0	0	1	
Oct 10	@ Jax	W	S	7	6	1	0.0	0.0	0	0	0	0	0	0	0	0	0	0	0	0	
Oct 18	Buf	W	p	0	0	0	0.0	0.0	0	0	0	0	0	0	0	0	0	0	0	0	
Oct 24	KC	W	S	8	7	1	0.0	0.0	0	0	0	0	0	0	0	0	0	0	0	0	
Oct 31	@ Ind	W	p	2	1	1	0.0	0.0	0	0	0	0	0	0	0	0	0	0	0	0	
Nov 7	@ LAR	W	p	0	0	0	0.0	0.0	0	0	0	0	0	0	0	0	0	0	0	1	
Nov 14	NO	W	IR																		
Nov 21	Hou	L	IR																		
Nov 28	@ NE	L	IR																		
Dec 12	Jax	W	p	0	0	0	0.0	0.0	0	0	0	0	0	0	0	0	0	0	0	1	
Dec 19	@ Pit	L	p	0	0	0	0.0	0.0	0	0	0	0	0	0	0	0	0	0	0	1	
Dec 23	SF	W	p	4	2	2	0.0	0.0	0	0	0	0	0	0	0	0	0	0	0	0	
Jan 2	Mia	W	p	3	2	1	0.0	0.0	0	0	0	0	0	0	0	0	0	0	0	1	
Jan 9	@ Hou	W	p	1	0	1	0.0	0.0	0	0	0	0	0	0	0	0	0	0	0	0	
Totals				12-5	14/4	38	27	11	0.0	0.0	1	0	0	0	0	1	0	0	0	5	
Playoffs																					
Jan 22	Cin	W	p	4	3	1	0.0	0.0	0	0	0	0	0	0	0	0	0	0	0	0	0
Totals				0-1	1/0	4	3	1	0.0	0.0	0	0	0	0	0	0	0	0	0	0	

DANE CRUIKSHANK'S NFL STATISTICS

REGULAR SEASON

Year	Team	GP	GS	TACKLES					INTERCEPTIONS					FUMBLES						
				Tot	Solo	Asst	Sk	Yds	QBP	TFL	No	Yds	Lg	TD	PD	FF	FR	Yds	SpT	
2018	Tennessee	12	0	2	2	0	0.0	0.0	0	0	0	0	0	0	0	0	0	0	0	8
2019	Tennessee	16	0	0	0	0	0.0	0.0	0	0	0	0	0	0	0	0	0	0	0	10
2020	Tennessee	2	0	0	0	0	0.0	0.0	0	0	1	13	13	0	1	0	0	0	0	1
2021	Tennessee	14	4	38	27	11	0.0	0.0	1	0	0	0	0	0	1	0	0	0	0	5
NFL Totals		44	4	40	29	11	0.0	0.0	1	0	1	13	13	0	2	0	0	0	24	

PLAYOFFS

Year	Team	GP	GS	TACKLES					INTERCEPTIONS					FUMBLES						
				Tot	Solo	Asst	Sk	Yds	QBP	TFL	No	Yds	Lg	TD	PD	FF	FR	Yds	SpT	
2019	Tennessee	3	0	0	0	0	0.0	0.0	0	0	0	0	0	0	1	0	0	0	0	0
2021	Tennessee	1	0	4	3	1	0.0	0.0	0	0	0	0	0	0	0	0	0	0	0	0
NFL Totals		4	0	4	3	1	0.0	0.0	0	0	0	0	0	0	1	0	0	0	0	

Single-Game Highs

Tackles - 8 vs. Kansas City (10/24/21)
 Interceptions - 1 vs. Pittsburgh (10/25/20)
 Special Teams Tackles - 2 (Five times, last vs. Jacksonville, 11/24/19)

Playoff Single-Game Highs

Tackles - 4 vs. Cincinnati (1/22/22)
 Passes Defensed - 1 at Baltimore (1/11/20)

Additional Statistics

Receptions - 1 for 66 yards and a touchdown vs. Houston (9/16/18)
 Kickoff Returns - 1 for 39 yards vs. Indianapolis (12/30/18)
 Blocked Extra Point - 1 at Carolina (11/3/19)
 Blocked Field Goal - 1 at Indianapolis (12/1/19)
 Special Teams Forced Fumble - 1 at N.Y. Jets (10/3/21)



41 ZACH CUNNINGHAM

LINEBACKER • 6'3" • 238 LBS • COLLEGE: VANDERBILT
ACQUIRED: WAIVERS (HOU) - 2021 • NFL EXPERIENCE (NFL/TITANS): 5/1
HOMETOWN: PINSON, ALA.
GAMES PLAYED/GAMES STARTED: 76/70 (PLAYOFFS: 4/4)

PRO: The Titans claimed Zach Cunningham off waivers in early December 2021 to provide experience and depth in the linebacker corps. The 6-foot-3-inch, 238-pound defender possesses tremendous instincts and speed for the position and led the NFL in tackles in 2020. The Vanderbilt product entered the NFL as a second-round pick of the Houston Texans and spent his first four and a half seasons with the club. He was coached by Titans head coach Mike Vrabel and Titans defensive coordinator Shane Bowen as a rookie in 2017.

CAREER HIGHLIGHTS:

- In 2020, Cunningham led the NFL with 163 total tackles. He tied Ray Lewis (2003) and Darius Leonard (2018) for the 10th-most tackles in a single season since 2000.
- In 2019, Cunningham led the AFC with 137 total tackles, including seven tackles for loss, two sacks, three quarterback hits, two passes defended and two fumble recoveries.
- In 2017, Cunningham finished tied for second among all NFL rookies with 87 total tackles.

TITANS TIDBITS:

- Cunningham became Vanderbilt's first unanimous All-American with a stellar junior campaign in 2016.

CAREER TRANSACTIONS:

- The Pinson, Ala., native was selected by the Houston Texans in the second round (57th overall) of the 2017 NFL Draft.
- Waived by the Texans on Dec. 8, 2021.
- Claimed by the Titans off waivers from the Texans on Dec. 9, 2021.

SEASON RECAPS:

2021 (10/7 - Houston; 4/4, 1/1 - Tennessee): Claimed off waivers from the Texans on Dec. 9. Started four games at inside linebacker for the Titans and registered 25 tackles, three stops for loss and a special teams stop. Was inactive for one contest with the Titans. Started the postseason contest and led the team with 10 tackles, including a stop for loss. Led or tied for the Titans team lead in tackles four times in 2021 (at PIT, vs. MIA, at HOU, vs. CIN). Played in 10 games with seven starts for the Texans and compiled 67 tackles, including four stops for loss, three passes defended and a forced fumble. Was inactive for one contest and missed another game on the reserve/COVID-19 list while with the Texans.

- Against Carolina (9/23), registered a team-best 14 tackles.
- At Tennessee (11/21), posted 11 tackles, including a stop for loss, a forced fumble and a pass defended.
- Against Jacksonville (12/12), was inactive.
- At Pittsburgh (12/19), made his Titans debut as a starter at linebacker and led the team with six tackles. Stuffed Najee Harris for no gain on a rush off right tackle in the second quarter.
- Against San Francisco (12/23), started at linebacker and tallied four tackles, including a stop for loss.
- Against Miami (1/2), started at linebacker and tied for the team lead with six tackles. Combined with Harold Landry III to stuff Phillip Lindsay for no gain on a rush up the middle in the first stanza.
- At Houston (1/9), started at linebacker and led the team with nine tackles, including two stops for loss. Posted a special teams stop on coverage units. Teamed with David Long Jr. to drop Rex Burkhead for a one-yard loss on a rush up the middle in the second stanza. Stonewalled David Johnson for a five-yard loss on a short pass in the third quarter.
- Against Cincinnati (1/22), led the team and set a career postseason high

with 10 tackles, including a stop for loss. Dropped Joe Mixon for no gain on a rush up the middle in the second quarter. Combined with Kyle Peko to drop Mixon for a one-yard loss on a rush off left guard in the final stanza.

2020 (16/16 - Houston): Started all 16 games and led the NFL with 163 total tackles, while also notching a single-season career high with three sacks.

- Against Baltimore (9/20), recorded a team-high 15 total tackles and logged a sack, a tackle for loss and a quarterback hit. Became the fourth player in franchise history with at least 15 total tackles and a sack in a game.
- Against Minnesota (10/4), tied for the team lead with 10 total tackles, recording consecutive games with at least 10 total tackles for the seventh time in his career.
- Against Jacksonville (10/11), posted 10 total tackles, two tackles for loss, a sack and a quarterback hit. Became just the sixth player in the NFL since 2010 with at least 50 total tackles and two sacks in the first five games of a season.
- At Jacksonville (11/8), tallied seven total tackles, a pass defended and a sack, which set a single season career high (three).
- Against New England (11/22), tied for the team lead with nine total tackles and a quarterback hit, becoming the fourth player in franchise history with at least 100 total tackles in three consecutive seasons.
- Against Tennessee (1/3), joined J.J. Watt (Week 15 of 2012) as the only players in Texans history with at least 10 total tackles, a tackle for loss and a forced fumble in a single game. Snuffed out the screen pass and stopped Jeff Wilson Jr. for a two-yard loss in the second quarter.

2019 (16/16, 2/2 - Houston): Started in all 16 regular season games and finished the season with 137 total tackles, including seven tackles for loss, two sacks, three quarterback hits, two passes defended, two fumble recoveries and five special teams tackles. His 137 tackles led the AFC and ranked seventh in the NFL. Was the only player in the NFL in 2019 to record over 100 tackles on defense and at least five tackles on special teams. Started both postseason contests and tallied 16 tackles, including two stops for loss and two passes defended.

- Against Jacksonville (9/15), led the team with 10 total tackles. Sacked Gardner Minshew II for a loss of eight yards.
- Against Carolina (9/29), led the team with 14 total tackles and added a tackle for loss. His 14 tackles were the most by a Texan since Benardrick McKinney recorded 15 in Week 3 of 2016.
- Against Indianapolis (11/21), led the team with a single-game career-high 16 total tackles, which ties for the fourth-most total tackles recorded in a game in Texans history.
- Against New England (12/1), tied for the team lead with seven tackles and added a half sack and a quarterback hit.
- Against Denver (12/8), led the team with 16 total tackles and added two tackles for loss and a special teams tackle.
- At Tennessee (12/15), led the team with 14 total tackles, including a half sack and a quarterback hit. Registered his fourth game with at least 14 tackles in 2019, which set a single-season franchise record and tied DeMeco Ryans (four) for the most such games in a career in franchise history.
- Against Buffalo (1/4), finished second on the team with nine total tackles, a tackle for loss and a pass defended in the wild card round win. Became the third player in Texans history to record at least five total tackles, a tackle for loss and a pass defended in a postseason game, joining Johnathan Joseph (2011) and J.J. Watt (2012).
- At Kansas City (1/12), led the team with seven total tackles and had a

quarterback hit, a tackle for loss and a pass defended in the divisional round.

2018 (14/14, 1/1 - Houston): Started 14 games at linebacker and tied for the team lead with a then career-high 105 total tackles. Added five passes defended, an interception returned for a touchdown, three tackles for loss, two forced fumbles and a fumble recovery. Was inactive for two contests. Started his first career postseason contest and registered seven tackles with a pass defended.

- At New England (9/9), finished tied for second on the team with seven total tackles and a pass defended.
- At Indianapolis (9/30), recorded seven total tackles, a stop for loss and two passes defended. Passed Dunta Robinson (105) for the fourth-most total tackles by a player through his first 20 career games in franchise history.
- Against Buffalo (10/14), tallied a then career-high 13 total tackles. Ranked fifth in franchise history for the most total tackles (50) through a player's first six games of a season.
- At Jacksonville (10/21), led the team with 10 total tackles and a forced fumble. Became the first Texans player to record three consecutive games with at least 10 total tackles since DeMeco Ryans and Bernard Pollard in 2010 season.
- Against Cleveland (12/2), notched two total tackles and his first career interception that he returned 38 yards for a touchdown.
- At Philadelphia (12/23), recorded 12 total tackles and a forced fumble. Joined Kiko Alonso and Bobby Wagner as the only players in the NFL to record multiple games with at least 10 total tackles and a forced fumble in 2018.
- Against Indianapolis (1/5), posted seven total tackles, a quarterback hit, a pass defended and a special teams tackle in his postseason debut in the wild card round.

2017 (16/13 - Houston): Saw action in all 16 games with 13 starts as a rookie and finished second on the team with 82 total tackles, to go along with six passes defended, five tackles for loss, two quarterback hits, 1.5 sacks and a forced fumble. Finished tied for second among all NFL rookies in total tackles and fourth in franchise history among rookies. Became the first player in franchise history to record 80 total tackles and eight special teams tackles in a single season.

- Against Jacksonville (9/10), recorded four defensive tackles, a pass defended and a special teams stop in his NFL debut.
- At Cincinnati (9/14), made his first career start at linebacker and recorded four solo stops.
- Against Kansas City (10/8), made nine combined tackles and added his first career forced fumble.
- At Tennessee (12/3), notched four total tackles while producing his first career quarterback hit, first two tackles for loss and first career sack.
- Against San Francisco (12/10), posted nine tackles, including a stop for loss and a sack in consecutive weeks for the first time in his career.
- Against Pittsburgh (12/25), notched 10 total tackles, while recording a career-high three passes defended.

COLLEGE:

- Played three seasons (2014-16) at Vanderbilt after redshirting the 2013 campaign. Finished his Commodores career ranked third in program history with 39.5 tackles for loss and notched 295 career tackles.
- Earned coaches first-team All-SEC honors (2015-16) and was named an Associated Press First-Team All-SEC selection (2015-16).
- As a junior (2016), swept first-team All-America honors from every prestigious outlet, including Associated Press, Football Writers of America (FWAA), Walter Camp Foundation, American Football Coaches Association (AFCA), ESPN, Sports Illustrated, CBS Sports, The Sporting News and USA Today. Became just the third player in Vanderbilt history to earn first-team All-America honors from the Walter Camp Foundation. Finished the regular season leading the SEC with 125 total tackles (9.6 per game), ranking sixth nationally in 2016.
- As a sophomore (2015), played in all 12 games and earning nine starts at inside linebacker and ranked among the league leaders in numerous statistical categories, including tackles for loss, solo tackles, total tackles, forced fumbles and fumble recoveries.
- As a redshirt freshman (2014), compiled 67 total tackles, 1.5 sacks, 6.5 tackles for loss and a forced fumble.
- As a true freshman (2013), redshirted participating as a scout team linebacker.
- Majored in economics at Vanderbilt.

PERSONAL:

- Attended Pinson (Ala.) Valley High School where he was a senior captain and three-year starter at linebacker for the Indians. Amassed 448 total tackles during his three-year varsity career.
- Concluded his prep career by receiving Alabama 5A Lineman of the Year and Birmingham News' Lineman of the Year honors after 2012 campaign.
- As a senior (2012), earned first-team all-state honors after leading PVHS to an 8-4 record and the second round of the 5A playoffs. Contributed 194 total tackles, including 41 tackles for loss and 12 sacks along with four blocked punts during the season.
- Participated in postseason Semper Fidelis All-American Bowl.
- As junior (2011), earned all-state recognition after registering 152 tackles.
- Son of Fred and Sophie Cunningham. Has four brothers: Frederick, Ethan, Nathan and Zapheth; and two sisters, Gabriel and Danica.
- Enjoys playing the guitar.
- Follow Cunningham on Twitter and Instagram at @ZCunningham_LB.
- Born Zachary Daniel Cunningham on Dec. 12, 1994 in Pinson, Ala.

ZACH CUNNINGHAM'S GAME-BY-GAME

2017 Houston Texans

Date	Opp	W/L	P/S	Tot Solo Asst	Sk - Yds	QBP	TFL	Int - Yds	-TD	PD	FF	FR - Yds	SpT
Sept 10	Jax	L	p	4 0 4	0.0 0.0	0	0	0 0	0	1	0	0	1
Sept 14	@ Cin	W	S	4 4 0	0.0 0.0	0	0	0 0	0	0	0	0	2
Sept 24	@ NE	L	S	7 3 4	0.0 0.0	0	0	0 0	0	0	0	0	0
Oct 1	Ten	W	S	3 2 1	0.0 0.0	0	0	0 0	0	0	0	0	0
Oct 8	KC	L	p	9 4 5	0.0 0.0	0	0	0 0	0	1	0	0	0
Oct 15	Cle	W	S	1 1 0	0.0 0.0	0	0	0 0	0	0	0	0	0
Oct 29	@ Sea	L	S	1 0 1	0.0 0.0	0	0	0 0	0	0	0	0	0
Nov 5	Ind	L	S	5 2 3	0.0 0.0	0	0	0 0	0	0	0	0	1
Nov 12	@ LAR	L	S	1 0 1	0.0 0.0	0	0	0 0	0	1	0	0	1
Nov 19	Ari	W	S	4 2 2	0.0 0.0	0	0	0 0	0	0	0	0	1
Nov 27	@ Bal	L	p	4 3 1	0.0 0.0	0	0	0 0	0	0	0	0	0
Dec 3	@ Ten	L	S	4 3 1	1.0 3.0	1	2	0 0	0	0	0	0	0
Dec 10	SF	L	S	9 6 3	0.5 4.5	1	2	0 0	0	0	0	0	0
Dec 17	@ Jax	L	S	5 4 1	0.0 0.0	0	0	0 0	0	1	0	0	1
Dec 25	Pit	L	S	10 7 3	0.0 0.0	0	1	0 0	0	0	0	0	0
Dec 31	@ Ind	L	S	11 4 7	0.0 0.0	0	1	0 0	0	0	0	0	1
Totals			4-12 16/13	82 45 37	1.5 7.5	2	5	0 0	0 6	1 0	0 0	0 8	

2018 Houston Texans

Date	Opp	W/L	P/S	Tot Solo Asst	Sk - Yds	QBP	TFL	Int - Yds	-TD	PD	FF	FR - Yds	SpT
Sept 9	@ NE	L	S	7 3 4	0.0 0.0	0	0	0 0	0	1	0	0	0
Sept 16	@ Ten	L	S	7 6 1	0.0 0.0	0	0	0 0	0	0	0	0	1
Sept 23	NYG	L	S	6 5 1	0.0 0.0	0	1	0 0	0	0	0	0	0
Sept 30	@ Ind	W	S	7 6 1	0.0 0.0	0	1	0 0	0	2	0	0	0
Oct 7	Dal	W	S	10 7 3	0.0 0.0	1	0	0 0	0	0	0	0	0
Oct 14	Buf	W	S	13 9 4	0.0 0.0	0	0	0 0	0	0	0	0	0
Oct 21	@ Jax	W	S	10 8 2	0.0 0.0	1	0	0 0	0	1	0	0	0
Oct 25	Mia	W	S	2 2 0	0.0 0.0	0	0	0 0	0	0	0	0	0
Nov 4	@ Den	W	IA										
Nov 18	@ Was	W	IA										
Nov 26	Ten	W	S	7 5 2	0.0 0.0	0	1	0 0	0	0	0	0	0
Dec 2	Cle	W	S	2 1 1	0.0 0.0	0	0	1 38	1	2	0	0	0
Dec 9	Ind	L	S	9 7 2	0.0 0.0	0	0	0 0	0	0	0	0	1
Dec 15	@ NYJ	W	S	7 2 5	0.0 0.0	0	0	0 0	0	0	0	0	0
Dec 23	@ Phi	L	S	12 7 5	0.0 0.0	0	0	0 0	0	1	0	0	0
Dec 30	Jax	W	S	6 5 1	0.0 0.0	0	0	0 0	0	0	1	0	0
Totals			11-5 14/14	105 73 32	0.0 0.0	2	5	1 38	1 5	2 1	0 2	0 2	

Playoffs

Jan 19	@ KC	L	S	5 5 0	0.0 0.0	0	0	0 0	0	1	0	0	0
Totals			2-1 2/2	8 8 0	0.0 0.0	0	0	0 0	0 1	0 0	0 0	0 0	

2019 Houston Texans

Date	Opp	W/L	P/S	Tot Solo Asst	Sk - Yds	QBP	TFL	Int - Yds	-TD	PD	FF	FR - Yds	SpT
Sept 9	@ NO	L	S	5 3 2	0.0 0.0	0	1	0 0	0	0	0	0	0
Sept 15	Jax	W	S	10 9 1	1.0 8.0	1	1	0 0	0	0	0	0	1
Sept 22	@ LAC	W	S	4 4 0	0.0 0.0	0	1	0 0	0	0	1	0	1
Sept 29	Car	L	S	14 8 6	0.0 0.0	0	1	0 0	0	0	0	0	0
Oct 6	Atl	W	S	6 1 5	0.0 0.0	0	0	0 0	0	0	0	0	0
Oct 13	@ KC	W	S	5 3 2	0.0 0.0	0	0	0 0	0	0	0	0	0
Oct 20	@ Ind	L	S	7 6 1	0.0 0.0	0	0	0 0	0	0	0	0	0
Oct 27	Oak	W	S	7 4 3	0.0 0.0	0	1	0 0	0	1	0	0	0
Nov 3	@ Jax	W	S	7 7 0	0.0 0.0	0	0	0 0	0	0	1	24	1
Nov 17	@ Bal	L	S	10 7 3	0.0 0.0	0	0	0 0	0	0	0	0	1
Nov 21	Ind	W	S	16 13 3	0.0 0.0	0	0	0 0	0	0	0	0	0
Dec 1	NE	W	S	7 3 4	0.5 2.0	1	0	0 0	0	0	0	0	0
Dec 8	Den	L	S	16 11 5	0.0 0.0	0	2	0 0	0	0	0	0	1
Dec 15	@ Ten	W	S	14 10 4	0.5 1.0	1	0	0 0	0	0	0	0	0
Dec 21	@ TB	W	S	6 6 0	0.0 0.0	0	0	0 0	0	1	0	0	0
Dec 29	Ten	L	S	3 0 3	0.0 0.0	0	0	0 0	0	0	0	0	0
Totals			10-6 16/16	137 95 42	2.0 11.0	3	7	0 0	0 2	0 2	24	5	

Playoffs

Jan 6	@ KC	W	p	3 2 1	0.0 0.0	0	0	0 0	0	0	0	0	0
Jan 13	@ NE	L	p	2 2 0	0.0 0.0	0	0	0 0	0	1	0	0	0
Totals			1-1 2/0	5 4 1	0.0 0.0	0	0	0 0	0 1	0 0	0 0	0 0	

2020 Houston Texans

Date	Opp	W/L	P/S	Tot Solo Asst	Sk - Yds	QBP	TFL	Int - Yds	-TD	PD	FF	FR - Yds	SpT
Sept 10	@ KC	L	S	7 5 2	0.0 0.0	0	0	0 0	0	0	0	0	0
Sept 20	Bal	L	S	15 11 4	1.0 8.0	1	1	0 0	0	0	0	0	0
Sept 27	@ Pit	L	S	11 8 3	0.0 0.0	0	0	0 0	0	0	0	0	0
Oct 4	Min	L	S	10 7 3	0.0 0.0	0	0	0 0	0	0	0	0	0
Oct 11	Jax	W	S	10 7 3	1.0 1.0	1	2	0 0	0	0	0	0	0
Oct 18	@ Ten	L	S	7 2 5	0.0 0.0	0	0	0 0	0	0	0	0	0
Oct 25	GB	L	S	11 4 7	0.0 0.0	0	0	0 0	0	0	0	0	0
Nov 8	@ Jax	W	S	7 5 2	1.0 7.0	1	1	0 0	0	1	0	0	0
Nov 15	@ Cle	L	S	13 8 5	0.0 0.0	0	0	0 0	0	0	0	0	1
Nov 22	NE	W	S	9 7 2	0.0 0.0	1	0	0 0	0	0	0	0	0
Nov 26	@ Det	W	S	9 6 3	0.0 0.0	0	0	0 0	0	0	0	0	0
Dec 6	Ind	L	S	9 5 4	0.0 0.0	0	0	0 0	0	0	0	0	0
Dec 13	@ Chi	L	S	8 4 4	0.0 0.0	0	1	0 0	0	1	0	0	0
Dec 20	@ Ind	L	S	10 9 1	0.0 0.0	0	1	0 0	0	0	0	0	0
Dec 27	Cin	L	S	14 9 5	0.0 0.0	0	0	0 0	0	0	0	0	0
Jan 3	Ten	L	S	13 8 5	0.0 0.0	0	1	0 0	0	0	1	0	0
Totals			4-12 16/16	163 105 58	3.0 16.0	4	7	0 0	0 2	1 0	0 0	0 1	

2021 Houston Texans

Date	Opp	W/L	P/S	Tot Solo Asst	Sk - Yds	QBP	TFL	Int - Yds	-TD	PD	FF	FR - Yds	SpT
Sept 12	Jax	W	S	7 3 4	0.0 0.0	0	0	0 0	0	1	0	0	0
Sept 19	@ Cle	L	p	7 2 5	0.0 0.0	0	0	0 0	0	0	0	0	0
Sept 23	Car	L	S	14 6 8	0.0 0.0	0	0	0 0	0	0	0	0	0
Oct 10	NE	L	S	3 2 1	0.0 0.0	0	0	0 0	0	1	0	0	0
Oct 17	@ Ind	L	p	4 3 1	0.0 0.0	0	0	0 0	0	0	0	0	0
Oct 24	@ Ari	L	S	1 1 0	0.0 0.0	0	1	0 0	0	0	0	0	0
Oct 31	LAR	L	p	4 1 3	0.0 0.0	0	0	0 0	0	0	0	0	0
Nov 7	@ Mia	L	S	8 2 6	0.0 0.0	1	0	0 0	0	0	0	0	0
Dec 21	@ Ten	W	S	11 6 5	0.0 0.0	0	1	0 0	0	1	1	0	0
Dec 28	NYJ	L	S	8 6 2	0.0 0.0	0	2	0 0	0	0	0	0	0
Totals			2-8 10/7	67 32 35	0.0 0.0	1	4	0 0	0 3	1 0	0 0	0 0	

2021 Tennessee Titans

Date	Opp	W/L	P/S	Tot Solo Asst	Sk - Yds	QBP	TFL	Int - Yds	-TD	PD	FF	FR - Yds	SpT
Dec 12	Jax	W	IA										
Dec 19	@ Pit	L	S	6 4 2	0.0 0.0	0	0	0 0	0	0	0	0	0
Dec 23	SF	W	S	4 4 0	0.0 0.0	0	1	0 0	0	0	0	0	0
Jan 2	Mia	W	S	6 4 2	0.0 0.0	0	0	0 0	0	0	0	0	0
Jan 9	@ Hou	W	S	9 6 3	0.0 0.0	0	2	0 0	0	0	0	0	1
Totals			4-1 4/4	25 18 7	0.0 0.0	0	3	0 0	0 0	0 0	0 0	0 1	

Playoffs

Jan 22	Cin	L	S	10 8 2	0.0 0.0	0	1	0 0	0	0	0	0	0
Totals			0-1 1/1	10 8 2	0.0 0.0	0	1	0 0	0 0	0 0	0 0	0 0	

ZACH CUNNINGHAM'S NFL STATISTICS

REGULAR SEASON				TACKLES							INTERCEPTIONS					FUMBLES			
Year	Team	GP	GS	Tot	Solo	Asst	Sk	Yds	QBP	TFL	No	Yds	Lg	TD	PD	FF	FR	Yds	SpT
2017	Houston	16	13	82	45	37	1.5	7.5	2	5	0	0	0	0	6	1	0	0	8
2018	Houston	14	14	105	73	32	0.0	0.0	2	3	1	38	38t	1	5	2	1	0	2
2019	Houston	16	16	137	95	42	2.0	11.0	3	7	0	0	0	0	2	0	2	24	5
2020	Houston	16	16	163	105	58	3.0	16.0	4	7	0	0	0	0	2	1	0	0	1
2021	Houston	10	7	67	32	35	0.0	0.0	1	4	0	0	0	0	3	1	0	0	0
2021	Tennessee	4	4	25	18	7	0.0	0.0	0	3	0	0	0	0	0	0	0	0	1
NFL Totals		76	70	579	368	211	6.5	34.5	12	29	1	38	38t	1	18	5	3	24	17

PLAYOFFS				TACKLES							INTERCEPTIONS					FUMBLES			
Year	Team	GP	GS	Tot	Solo	Asst	Sk	Yds	QBP	TFL	No	Yds	Lg	TD	PD	FF	FR	Yds	SpT
2018	Houston	1	1	7	5	2	0.0	0.0	1	0	0	0	0	0	1	0	0	0	1
2019	Houston	2	2	16	10	6	0.0	0.0	1	2	0	0	0	0	2	0	0	0	0
2021	Tennessee	1	1	10	8	2	0.0	0.0	0	1	0	0	0	0	0	0	0	0	0
NFL Totals		4	4	33	23	10	0.0	0.0	2	3	0	0	0	0	3	0	0	0	1

Single-Game Highs

Tackles - 16 (Twice, last vs. Denver 12/8/19)
 Sacks - 1 (Five times, last at Jacksonville 11/8/20)
 Interceptions - 1 vs. Cleveland (12/2/18)
 Passes Defensed - 3 vs. Pittsburgh (12/25/17)
 Forced Fumble - 1 (Five times, last at Tennessee 11/21/21)
 Fumble Recovery - 1 (Three times, last at Jacksonville 11/3/19)
 Special Teams Tackles - 2 at Cincinnati (9/14/17)

Playoff Single-Game Highs

Tackles - **10 vs. Cincinnati (1/22/22)**
 Tackles For Loss - **1 vs. Cincinnati (1/22/22)**
 Passes Defensed - 1 (Three times, last at Kansas City 1/12/20)
 Special Teams Tackles - 1 vs. Indianapolis (1/5/19)

Additional Statistics

Touchdowns - 1 (38-yard interception return vs. Cleveland, 12/2/18)



64 NATE DAVIS

OFFENSIVE LINEMAN • 6'3" • 316 LBS • COLLEGE: CHARLOTTE
ACQUIRED: 3RD ROUND - 2019 • NFL EXPERIENCE (NFL/TITANS): 3/3
HOMETOWN: ASHBURN, VA.
GAMES PLAYED/GAMES STARTED: 43/42 (PLAYOFFS: 5/5)

PRO: The Titans selected Nate Davis in the third round (82nd overall) of the 2019 NFL Draft. The 6-foot-3-inch, 316-pounder brings quick feet and physicality to the trenches of the offensive line. The Ashburn, Va., native started 28 consecutive regular season games at right guard from the final 12 games of his rookie campaign through the 2020 season. He also started four postseason contests in his first two seasons.

CAREER HIGHLIGHTS:

- In 2020, Davis started all 16 games at right guard as part of an offense that tied for the second-overall ranking in the NFL (396.4 yards per game), finished second in rushing (168.1), and allowed the sixth-fewest sacks (25). Davis helped pave the way for Derrick Henry to produce the NFL's eighth all-time 2,000-yard rushing season (2,027).
- As a rookie in 2019, Davis appeared in 13 games with 12 starts at right guard, assuming starting duties in Week 5. Davis also started all three playoff games.

TITANS TIDBITS:

- Growing up, Davis was 'always a pretty big kid.' He played on the offensive or defensive line during Pop Warner, and estimates that in the fourth grade he weighed around 200 pounds.
- Davis was invited to the 2019 Senior Bowl, which he credits for helping him during the draft process. He went head-to-head with defensive linemen from larger conferences, and as an athlete from a smaller conference, he credits his performance at the Senior Bowl for helping put his name into the conversation ahead of the draft.
- Davis' father purchased him a fishing rod as a child and would take him to the pond near their home in Ashburn, Va., to fish and relax.
- Davis is a car enthusiast who has a knack for identifying the year, make and model of a car. He lists his dream car as a Rolls-Royce.

CAREER TRANSACTIONS:

- The Ashburn, Va., native was selected by the Titans in the third round (82nd overall) of the 2019 NFL Draft.

SEASON RECAPS:

- 2021 (14/14, 1/1):** Started 14 games at right guard and blocked for the NFL's fifth-ranked rushing attack. Was inactive for three contests. Started the postseason contest at right guard.
- Against Arizona (9/12), started at right guard.
 - At Seattle (9/19), started at right guard and helped open holes for Derrick Henry to rush for 182 yards.
 - Against Indianapolis (9/26), started at right guard and blocked for Titans' rushers to gain 180 yards on the ground.
 - At N.Y. Jets (10/3), started at right guard.
 - At Jacksonville (10/10), started at right guard and helped block for Derrick Henry to amass 130 yards on the ground with three rushing touchdowns.
 - Against Buffalo (10/18), started at right guard and was a part of an offensive front that did not allow a sack on 29 pass attempts. Helped open holes for Derrick Henry to amass 143 rushing yards and three scores on 23 carries.
 - Against Kansas City (10/24), started at right guard and helped block for an offense that registered 369 total yards while only allowing one sack on 28 pass attempts.
 - At Indianapolis (10/31), started at right guard and helped the offense amass 340 total yards in the victory. Left the game late in the third quarter with an injury.
 - At L.A. Rams (11/7), was inactive.

- Against New Orleans (11/14), started at right guard.
- Against Houston (11/21), was inactive.
- At New England (11/28), was inactive.
- Against Jacksonville (12/12), returned to the lineup as the starter at right guard.
- At Pittsburgh (12/19), started at right guard and helped block for Titans' ball carriers to amass 201 rushing yards.
- Against San Francisco (12/23), started at right guard. Helped the Titans convert a season-high nine third downs on 16 attempts in the game, while scoring on four of its five possessions in the second half.
- Against Miami (1/2), started at right guard and helped open holes for Titans' ball carriers to gain 198 yards on the ground with two rushing scores.
- At Houston (1/9), started at right guard and helped block for an offense that registered 405 total yards while only allowing one sack on 32 pass attempts.
- Against Cincinnati (1/22), started at right guard and helped open holes for Titans' rushers to amass 140 yards on the ground on 27 carries.

- 2020 (16/16, 1/1):** Started all 16 games at right guard and helped Derrick Henry become the eighth player in NFL history to eclipse 2,000 rushing yards in a season. Started the postseason contest at right guard.
- At Denver (9/14), started at right guard and was a part of an offensive front that allowed the Titans to amass 377 total yards. Member of a line that allowed just one sack on 43 pass attempts.
 - Against Buffalo (10/13), started at right guard and was a part of an offensive line that blocked for Titans' rushers to gain 139 yards on the ground while not allowing a sack on 28 pass attempts.
 - Against Houston (10/18), started at right guard and helped the offense become the first unit in NFL history to have a passer reach 350 yards (364 by Ryan Tannehill) and a rusher reach 200 yards (212 by Derrick Henry) in a game.
 - At Cincinnati (11/1), started at right guard and blocked for Titans' rushers to gain 218 yards on 29 carries.
 - At Indianapolis (11/29), started at right guard and blocked for Titans' rushers to gain 229 yards on 45 carries. Member of an offensive front that allowed just one sack on 22 pass attempts.
 - At Jacksonville (12/13), started at right guard and helped open holes for Titans' rushers to gain 249 yards on the ground, including a 215-yard performance by Derrick Henry.
 - Against Detroit (12/20), started at right guard and helped block for Titans' ball carriers to gain 195 yards and score three touchdowns on the ground.
 - At Houston (1/3), started at right guard and blocked for Derrick Henry to gain a franchise-record 250 rushing yards in the Titans' division-clinching victory and in the process become the eighth player in NFL history to eclipse 2,000 rushing yards in a season.
 - Against Baltimore (1/10), started at right guard.

- 2019 (13/12, 3/3):** Played in 13 games with 12 starts at right guard and helped Derrick Henry lead the NFL with 1,540 rushing yards. Was inactive for the first three regular season contests. Started all three postseason contests at right guard. Appeared in his first career NFL contest at Atlanta (9/29/19). Made his first career NFL start against Buffalo (10/6/19).
- At Atlanta (9/29), made his NFL debut as a reserve at right guard. Was a part of an offensive front that did not allow a sack on 27 pass attempts, while opening holes for Titans' ball carriers to gain 138 yards on the ground.
 - Against Buffalo (10/6), started his first career NFL contest at right guard.
 - Against Kansas City (11/10), started at right guard and helped open holes for Titans' rushers to gain 225 yards on the ground.

NATE DAVIS' NFL STATISTICS

REGULAR SEASON

Year	Team	GP	GS
2019	Tennessee	13	12
2020	Tennessee	16	16
2021	Tennessee	14	14
NFL Totals		43	42

PLAYOFFS

Year	Team	GP	GS
2019	Tennessee	3	3
2020	Tennessee	1	1
2021	Tennessee	1	1
NFL Totals		5	5

Starts Breakdown:

2019 - RG 12 (Playoffs - RG 3); 2020 - RG 16 (Playoffs - RG 1); 2021 - RG 14 (Playoffs - RG 1)

Additional Career Statistics

Misc. Tackles - 3 (2019), **1 (2021)**


- Against Jacksonville (11/24), started at right guard and blocked for Titans' ball carriers to gain 219 rushing yards.
- At Indianapolis (12/1), started at right guard and helped open holes for Derrick Henry to collect 149 rushing yards on 26 carries.
- At Oakland (12/8), started at right guard and was a part of an offensive front that blocked for Titans' ball carriers to gain 161 yards on the ground, while also not allowing a sack on 27 pass attempts.
- Against Houston (12/15), started at right guard and was a member of an offensive line that opened holes for Titans' rushers to gain 163 yards on the ground.
- Against New Orleans (12/22), started at right guard and helped the Titans amass 149 rushing yards on 26 carries.
- At Houston (12/29), started at right guard and was a part of an offensive front that blocked for Derrick Henry to amass 211 yards on the ground and become the NFL's leading rusher in 2019.
- At New England (1/4), started at right guard in his first career postseason game and was a member of an offensive front that opened holes for Derrick Henry to collect 182 yards on the ground.
- At Baltimore (1/11), started at right guard and was a part of an offensive line that blocked for Derrick Henry to collect a franchise postseason record 195 rushing yards.

COLLEGE:

- In four seasons at Charlotte (2015-18), Davis appeared in 41 career games with 37 starts. A four-year starter on the offensive line, Davis started at guard from 2015-17 before switching to right tackle for his senior season in 2018.
- As a senior (2018), appeared in eight games with seven starts at tackle. Blocked for the league's fifth-best rushing attack which averaged 159.9 yards per game. Helped create lanes for running back Benny LeMay to record a 1,000-yard season. Earned First Team All-C-USA recognition by Phil Steele and Second Team All-C-USA recognition by the league's coaches. Named Charlotte's Best Offensive Player for 2018 by SB Nation.
- As a junior (2017), started all 12 games at right guard. Helped the 49ers rushing offense rank eighth in C-USA, averaging 166.2 yards per game. Was part of an offensive line that ranked fifth in sacks allowed with 22. Earned Honorable Mention All-C-USA honors.
- As a sophomore (2016), saw action in nine games with eight starts at right guard and helped the 49ers run game rank sixth in C-USA averaging 176.2 yards per game. Earned Honorable Mention All-C-USA honors.
- As a freshman (2015), appeared in all 12 games with 10 starts at right guard.
- Redshirted in 2014.
- Majored in Africana studies and minored in American studies at Charlotte.

PERSONAL:

- Attended Stone Bridge (Va.) High School and was a first team all-state and 5A North All-Region First Team lineman. Davis was a four-year letterman in high school.
- Helped lead the Bulldogs to a Liberty District Championship as a senior in 2014.
- In 2013, he was named team MVP, captain, and first team All-Liberty conference en route to helping the Bulldogs win the Virginia AAA Div. 5 Championship.
- Has one older sister, Kimberley.
- Son of Ken and Natalie Davis.
- Follow Davis on Twitter at @Nate_Davis73.
- Follow Davis on Instagram at @Nate.Davis64.
- List of favorites: (TV show) "Black-ish"; (movie) "The Dark Knight"; (musician) Drake; (food) chicken wings; and (dessert) ice cream.
- Born Nathaniel Matthew Eugene Davis on Sept. 23, 1996 in York, Maine.



69 CHRISTIAN DiLAURO

TACKLE • 6'6" • 300 LBS • COLLEGE: ILLINOIS
ACQUIRED: FREE AGENT - 2021 • NFL EXPERIENCE (NFL/TITANS): 1/1
HOMETOWN: UNIONTOWN, OHIO
GAMES PLAYED/GAMES STARTED: 1/0 (PLAYOFFS: 0/0)

PRO: The Titans signed tackle Christian DiLauro to the roster during the 2021 offseason to provide depth and competition along the offensive line. The 6-foot-6-inch, 300-pounder originally signed with the Cleveland Browns as an undrafted free agent following the 2018 NFL Draft and then spent most of his rookie campaign on the San Francisco 49ers' practice squad. In 2019, he spent most of the season with the Pittsburgh Steelers after a stint with the Houston Texans, and he remained with the Steelers through training camp in 2020. The Uniontown, Ohio, native played in 48 games with 38 starts during his career at the University of Illinois.

TITANS TIDBITS:

- His father, Matt, and his uncle, Joe, both played collegiate football at Toledo.
- The Wounded Warrior Project has special meaning to him due to his grandfather being a veteran.
- He lists "How I Met Your Mother" as his favorite TV show.

CAREER TRANSACTIONS:

- The Uniontown, Ohio, native originally signed with the Cleveland Browns as a rookie free agent on May 4, 2018.
- Waived by the Browns on Sept. 1, 2018 and signed to the Browns' practice squad the following day.
- Released by the Browns on Sept. 4, 2018.
- Signed by the San Francisco 49ers to the team's practice squad on Sept. 26, 2018.
- Re-signed by the 49ers on Dec. 31, 2018.
- Waived by the 49ers on Aug. 21, 2019.
- Signed by the Houston Texans on Aug. 25, 2019.
- Waived by the Texans on Aug. 31, 2019.
- Signed to the Texans' practice squad on Sept. 25, 2019.
- Released by the Texans on Oct. 1, 2019.
- Signed by the Pittsburgh Steelers to the team's practice squad on Oct. 15, 2019.
- Re-signed by the Steelers on Dec. 30, 2019.
- Waived by the Steelers on Sept. 5, 2020.
- Signed by the Titans as a free agent on May 26, 2021.
- Waived by the Titans on Aug. 31, 2021 and signed to the team's practice squad a day later.
- Released by the Titans from the practice squad on Sept. 10, 2021 and re-signed to the practice squad three days later.
- Released by the Titans from the practice squad on Sept. 17, 2021 and re-signed to the practice squad three days later.
- Activated from the practice squad to the active roster standard elevation on Dec. 23, 2021.

SEASON RECAPS:

2021 (1/0 - Tennessee): Saw action as a reserve in one contest. Was on and off the Titans' practice squad for the first two weeks of the season before spending the remaining 14 weeks on the practice squad. Made his NFL debut against San Francisco (12/23/21).

- Against San Francisco (12/23), made his NFL debut as a reserve on special teams.

2019 (0/0 - Houston; 0/0 - Pittsburgh): Spent time on the practice squads of the Houston Texans and Pittsburgh Steelers.

2018 (0/0 - San Francisco): Spent the final 13 games of the season on the 49ers' practice squad.

COLLEGE:

- Started 38 of 48 games played at Illinois, seeing action at both the guard and tackle positions. Started 31 straight games from 2014 to 2017.
- Played in all 12 games with seven starts as a senior in 2017.
- Started all 12 games at tackle as a junior in 2016. Named to Athlon Sports preseason All-Big Ten third team.
- Started all 12 games at right tackle as a sophomore in 2015.
- Named to ESPN.com's Big Ten All-Freshman team and named an Academic All-Big Ten honoree in 2014. Saw action in 12 games, including starts at right tackle in the final seven contests.
- Redshirted the 2013 season after enrolling early to participate in 2013 spring practices.
- Earned his degree in agricultural accounting.

PERSONAL:

- Attended Green (Ohio) High School, where he earned first team All-Suburban League honors as a junior and second team as a senior. Awarded honorable mention All-Northeast Ohio as a senior. Played tight end and defensive line.
- As a senior in high school, recorded 21 receptions for 198 yards and one touchdown, along with 27 tackles, one interception and two pass breakups.
- As a junior in high school, logged 19 receptions for 290 yards and one score with 37 tackles and two sacks.
- Also was first team All-Suburban League in track and field as a junior in shot put and discus.
- Son of Matt and Shawna DiLauro.
- Enjoys golfing, baseball and playing Fortnite.
- Follow DiLauro on Twitter and Instagram at @cjdilauro67.
- Born Christian Joseph DiLauro on Nov. 11, 1994.

CHRISTIAN DiLAURO'S NFL STATISTICS

REGULAR SEASON

Year	Team	GP	GS
2018	CLE/SF	PS	PS
2019	HOU/PIT	PS	PS
2021	Tennessee	1	0
NFL Totals		1	0



48 BUD DUPREE

OUTSIDE LINEBACKER • 6'4" • 269 LBS • COLLEGE: KENTUCKY
ACQUIRED: UNRESTRICTED FREE AGENT (PIT) - 2021
NFL EXPERIENCE (NFL/TITANS): 7/1 • HOMETOWN: IRWINTON, GA.
GAMES PLAYED/GAMES STARTED: 92/72 (PLAYOFFS: 7/6)

PRO: The Titans entered the 2021 NFL free agency period looking to add pass rushing talent and an edge presence from the outside linebacker spot in their 3-4 defensive alignment. The club found just that when they signed veteran Bud Dupree as an unrestricted free agent on March 19, 2021. The 6-foot-4-inch, 269-pounder arrives in Tennessee having registered 39.5 career sacks and 64 quarterback hits in six seasons (2015-20) with the Pittsburgh Steelers. The University of Kentucky product was originally drafted by the Steelers in the first round (22nd overall) of the 2015 NFL Draft.

CAREER HIGHLIGHTS:

- In 2019, Dupree set a single-season career-high and ranked tied for ninth in the NFL with 11.5 sacks. He also set a single-season career-high and ranked tied for fourth in the NFL with 16 tackles for loss.
- In 2018, Dupree collected 42 tackles, 5.5 sacks, 13 quarterback hits, three passes defended, a forced fumble and an interception returned for a touchdown.
- Dupree finished his Steelers career with 39.5 sacks, which is the 10th most in franchise history.

TITANS TIDBITS:

- Dupree has a street named after him, Bud Dupree Drive, in his hometown of Toombsboro, Ga.
- Dupree wore uniform No. 2 at the University of Kentucky because: "I'm trying to be No. 1, but I am working like I am No. 2."

CAREER TRANSACTIONS:

- The Irwinton, Ga., native was selected by the Pittsburgh Steelers in the first round (22nd overall) of the 2015 NFL Draft.
- Signed by the Steelers as the franchise tag player on April 23, 2020.
- Signed by the Titans as an unrestricted free agent on March 19, 2021.

SEASON RECAPS:

2021 (11/6, 1/0 - Tennessee): Played in 11 games with six starts at outside linebacker in his first season with the Titans. Ranked fourth on the team with three sacks and fifth on the squad with 15 quarterback pressures. Notched 17 tackles, including two stops for loss, a pass defended and a forced fumble. Was inactive for two games and did not play in another contest. Placed on injured reserve on Nov. 20 and missed three games before being activated from injured reserve designated to return on Dec. 18. Saw action as a reserve in the postseason contest and registered two tackles, including a sack and two quarterback pressures. Tied for the team lead in sacks twice in 2021 (at PIT, vs. SF). Tied for the team lead in passes defended once in 2021 (vs. BUF).

- Against Arizona (9/12), made his Titans debut as a starter at outside linebacker. Collected a solo tackle and a quarterback pressure.
- At Seattle (9/19), started at outside linebacker and posted a tackle and two quarterback pressures.
- Against Indianapolis (9/26), dressed but did not see action.
- At N.Y. Jets (10/3), was inactive.
- At Jacksonville (10/10), was inactive.
- Against Buffalo (10/18), saw significant action as a reserve at outside linebacker and registered two tackles, a quarterback pressure and a pass defended. Batted back a pass intended for Cole Beasley in the fourth quarter.
- Against Kansas City (10/24), played as a reserve at outside linebacker and collected a sack, a forced fumble and two quarterback pressures. Ended the Chiefs' first possession by dropping Patrick Mahomes for a

seven-yard sack and forcing a fumble that was recovered by Kansas City on third-and-seven in the first quarter.

- At Indianapolis (10/31), saw significant action as a reserve at outside linebacker and posted two tackles and a quarterback pressure. Pressured Carson Wentz causing him to throw a pick-six to Elijah Molden late in the fourth quarter.
- At L.A. Rams (11/7), played as a reserve at outside linebacker and tallied a quarterback pressure. Ended a Rams' drive by pressuring Matthew Stafford and causing an errant throw on fourth-and-one in the fourth quarter.
- Against New Orleans (11/14), saw limited action at outside linebacker before leaving the game early in the first quarter with an injury.
- At Pittsburgh (12/19), started at outside linebacker against his former team and notched two tackles, including a sack and two quarterback pressures. Dropped Ben Roethlisberger for a nine-yard sack early in the third quarter.
- Against San Francisco (12/23), started at outside linebacker and tallied four tackles, including a sack and two quarterback pressures. Stonewalled Jeff Wilson Jr. for no gain on a rush off right end in the second stanza. Dropped Jimmy Garoppolo for a nine-yard sack early in the fourth quarter.
- Against Miami (1/2), started at outside linebacker and notched a tackle and a quarterback pressure.
- At Houston (1/9), started at outside linebacker and compiled three tackles and two quarterback pressures. Combined with Larrell Murchison to stop David Johnson for no gain on a rush off left guard in the first quarter.
- Against Cincinnati (1/22), saw significant action as a reserve at outside linebacker and posted two tackles, including a sack and two quarterback pressures. Ended a Bengals' drive by dropping Joe Burrow for a 16-yard sack on third-and-three in the fourth quarter.

2020 (11/11, 0/0 - Pittsburgh): Started 11 games before an injury ended his season. Posted 31 tackles and ranked second on the team in forced fumbles (two), third in sacks (eight), fourth in tackles for loss (eight) and fourth in quarterback hits (15). Placed on injured reserve on Dec. 3.

- At N.Y. Giants (9/14), finished the game with four tackles, two tackles for loss, a quarterback hit and a pass defended. Deflected a pass from Daniel Jones that was picked off in the end zone by Cameron Heyward.
- Against Denver (9/20), registered two tackles, three quarterback hits and strip-sacked Drew Lock in the first quarter, which resulted in a Steelers' takeaway and led to a touchdown for Pittsburgh on the ensuing drive.
- Against Houston (9/27), recorded two tackles, 1.5 sacks and two quarterback hits. Collected his fourth multi-sack game of his career.
- Against Philadelphia (10/11), registered two tackles, two quarterback hits and split a sack of Carson Wentz with Stephon Tuitt.
- Against Cleveland (10/18), registered the fifth multi-sack game of his career, taking down Baker Mayfield twice. Surpassed Kevin Greene and Lawrence Timmons to take over 10th-place on the Steelers' all-time sacks list.
- At Baltimore (11/1), registered four solo tackles and strip-sacked Lamar Jackson in the first quarter at the Steelers' 13-yard line.
- Against Cincinnati (11/15), notched three tackles, two quarterback hits, a tackle for loss and a sack. Sacked Joe Burrow for a seven-yard loss in the fourth quarter on third down.
- At Jacksonville (11/22), posted three tackles, two quarterback hits, a tackle for loss and a nine-yard sack of Jake Luton.
- Against Baltimore (12/2), recorded five solo tackles and two tackles for loss. Left the game in the fourth quarter with an injury and did not return.

2019 (16/16 - Pittsburgh): Started all 16 games for the first time in his

career and recorded career-highs in tackles (68), solo tackles (49), sacks (11.5 – marking his first career double-digit sack season), quarterback hits (17), tackles for loss (16), passes defended (three – tied in 2018), forced fumbles (four) and fumble recoveries (two). Ranked either first or second on the team in sacks (second), tackles for loss (first) and forced fumbles (second). His 11.5 sacks ranked ninth in the NFL in 2019. His 16 tackles for loss ranked fourth in the NFL in 2019. T.J. Watt (14.5) and Dupree (11.5) were one of three duos in the NFL with at least 11.5 sacks apiece in 2019. Watt and Dupree along with Aaron Donald and Dante Fowler were the only two sets of teammates in the NFL with at least 11.5 sacks, 16 quarterback hits and 14 tackles for loss apiece in 2019. Watt and Dupree became the sixth Steelers tandem in franchise history with 10 or more sacks in a single season and first since James Harrison (10.5) and LaMarr Woodley (10.0) in 2010.

- At New England (9/8), registered a seven-yard sack of Tom Brady in the third quarter and registered four solo tackles, including two tackles for loss.
- Against Cincinnati (9/30), posted six tackles and recorded a strip-sack of Andy Dalton that was recovered by T.J. Watt in the second quarter.
- Against Baltimore (10/6), produced five tackles and recorded a sack for the second week in a row, taking down Lamar Jackson in overtime to set up third-and-long for the Ravens.
- Against Miami (10/28), tallied five tackles and sacked Ryan Fitzpatrick in the second quarter.
- Against Indianapolis (11/3), recorded three solo tackles, three quarterback hits, two sacks, two tackles for loss, a forced fumble and a fumble recovery. Became the fourth player in the NFL this season to have at least two sacks, a forced fumble, a fumble recovery and three quarterback hits in the same game (joining Chandler Jones, Arizona; Nick Bosa, San Francisco; and teammate T.J. Watt). Recorded the second multiple sack game of his career (had 2.5 sacks at Buffalo on Dec. 11, 2016).
- At Cleveland (11/14), recorded four tackles, including two tackles for loss.
- At Cincinnati (11/24), posted two solo tackles, a tackle for loss and strip-sacked Ryan Finley, recovering his own forced fumble, within three minutes of the end of the game to seal the Steelers' win.
- Against Cleveland (12/1), registered six tackles, 1.5 sacks, two quarterback hits, a pass defended and a forced fumble.
- At Arizona (12/8), posted five tackles, three tackles for loss and a four-yard sack of Kyler Murray.
- At N.Y. Jets (12/22), tallied seven tackles, with two tackles for loss and added a one-yard sack of Sam Darnold, registering the first double-digit sack season of his NFL career.
- At Baltimore (12/29), registered four solo tackles with a tackle for loss, two quarterback hits and a sack of Robert Griffin III.

2018 (16/15 - Pittsburgh): Played in all 16 games with 15 starts and recorded a then career-high 42 tackles. Added 5.5 sacks, 13 quarterback hits, three passes defended, a forced fumble and an interception, which he returned for a touchdown.

- At Cleveland (9/9), registered a sack and forced fumble on Tyrod Taylor on the final play of the first half.
- At Tampa Bay (9/24), picked off Ryan Fitzpatrick in the second quarter and returned the first interception of his NFL career 10 yards for a touchdown. Added a four-yard sack in the third quarter.
- Against Baltimore (9/30), sacked Joe Flacco in the second quarter for a six-yard loss.
- At Baltimore (11/4), split a sack with Vince Williams of Joe Flacco in the third quarter.
- Against Carolina (11/8), brought down Cam Newton for an 11-yard sack in the third quarter.
- At Oakland (12/9), recorded five tackles and brought down Derek Carr for a seven-yard sack, the 20th of his NFL career.

2017 (15/15, 1/1 - Pittsburgh): Started 15 games at outside linebacker and recorded 40 tackles and a then career-high six sacks. Added seven quarterback hits, a pass defended and a fumble recovery. Was inactive for the regular season opener. Started the postseason contest and tallied four tackles.

- Against Minnesota (9/17), made his season debut and recorded a sack of Case Keenum for a loss of 11 yards.
- Against Cincinnati (10/22), posted his third sack of the season, bringing down Andy Dalton for a loss of 13 yards in the fourth quarter.
- At Indianapolis (11/12), totaled four tackles, a 13-yard sack of Jacoby

Brissett and three tackles for loss.

- At Cincinnati (12/4), established a single-season career high with his fifth sack, bringing down Andy Dalton in the fourth quarter.
- At Houston (12/25), made six tackles and recovered a fumble forced by Cameron Heyward in the second quarter, the first defensive fumble recovery of his NFL career.

2016 (7/4, 3/3 - Pittsburgh): Saw action in seven games with four starts and posted 24 tackles, 4.5 sacks, six quarterback hits, a forced fumble and a pass defended. Was activated from the team's reserve/injured; designated for return list on Nov. 19. Led all AFC linebackers with 4.5 sacks in December/January. Started all three postseason contests and recorded 15 tackles, a half sack and a pass defended.

- At Buffalo (12/11), made his first start of the season and recorded his first career multi-sack game (2.5), taking down Tyrod Taylor.
- Against Baltimore (12/25), collected four tackles, including a six-yard sack of Joe Flacco.
- Against Cleveland (1/1), recorded a sack and forced fumble on Robert Griffin III.
- Against Miami (1/8), split a sack with James Harrison in the AFC Wild Card game.

2015 (16/5, 2/2 - Pittsburgh): Played in all 16 games with five starts as a rookie and registered 26 tackles, four sacks, six quarterback hits and a pass defended. His four sacks tied for fifth among NFL rookies. Became the first rookie since 2013 to record at least one sack in each of his first two NFL games. Started both postseason contests and collected six tackles. Earned the Joe Greene Great Performance Award given annually to the Steelers' top rookie. Named to Gil Brandt's 2015 NFL All-Rookie Team and was selected to the PFWA's All-AFC Team.

- At New England (9/10), made his NFL debut, recording his first career sack on Tom Brady in the first quarter.
- Against San Francisco (9/20), recorded his second sack of the season becoming the first Steelers rookie to have sacks in back-to-back games since 2007 (LaMarr Woodley).
- At San Diego (10/12), collected two tackles and sacked Philip Rivers for a four-yard loss.
- Against Cincinnati (11/1), brought down Andy Dalton for a sack, tying LaMarr Woodley for the third-most sacks by a Steelers rookie since sacks became an official statistic in 1982.
- At Seattle (11/29), made his first career NFL start at outside linebacker and posted a tackle.

COLLEGE:

- Played in 47 games with 38 starts at Kentucky (2011-14) and finished with 247 tackles, 23.5 sacks, 38.0 tackles for loss and four forced fumbles.
- Ranked second in Wildcat history at the time he left school with 23.5 career sacks.
- Earned All-SEC honorable mention each of his final three seasons (2012-14), playing both defensive end and linebacker throughout his Kentucky career. Finished in the top-10 in the SEC in quarterback sacks three straight years (2012-14).
- As a senior (2014), was voted team captain and started all 12 games. Notched 74 tackles, 12.5 tackles for loss, eight sacks and his first career interception which he returned for a game-winning touchdown.
- As a junior (2013), started all 11 games he played and finished second on the team with 61 tackles, adding a team-best 9.5 tackles for loss and seven sacks. Also forced two fumbles, had three quarterback hurries and a pass breakup. Had a tackle for loss or a sack in eight of the 11 games and finished the season sixth in the SEC in sacks.
- As a sophomore (2012), started all 12 games and totaled 91 tackles, which ranked 10th in the SEC. Posted 12.5 tackles for loss and 6.5 quarterback sacks, ranking seventh in the league in both categories.
- As a freshman (2011), played in all 12 games, starting the last three and recorded 21 tackles, 14 of which came in his three starting assignments. Collected 2.5 quarterback sacks, two pass breakups and a fumble recovery.
- Graduated with a degree in community and leadership development from Kentucky in 2015.

PERSONAL:

- Attended Wilkinson County (Irwinton, Ga.) High School and was a four-year starter at tight end and three-year starter at defensive end.

- As a senior, was named first team All-State as chosen by the Georgia Sports Writers Association and the Atlanta Journal-Constitution. Totaled more than 1,000 receiving yards with 10 touchdowns, to go along with 62 tackles and 10.0 quarterback sacks.
- His team went 11-3 his senior year and 10-4 as a sophomore, advancing to the Class-A state semifinals each season.
- Was also a basketball standout in high school, helping lead Wilkinson

- County to the Class-A state championship his senior year.
- Is a member of the Future Business Leaders of America.
- Follow Dupree on Twitter and Instagram at @Bud_Dupree.
- Born Alvin "Bud" Dupree, Jr. on Feb. 12, 1993 in Macon, Ga.

BUD DUPREE'S GAME-BY-GAME

2015 Pittsburgh Steelers

Date	Opp	W/L	P/S	Tot Solo	Asst	Sk	- Yds	QBP	TFL	Int	- Yds	-TD	PD	FF	FR	- Yds	SpT
Sept 10	@ NE	L	p	2	2	0	1.0	0.0	1	0	0	0	0	0	0	0	0
Sept 20	SF	W	p	4	3	1	1.0	3.0	1	1	0	0	0	0	0	0	0
Sept 27	@ STL	W	p	2	0	2	0.0	0.0	0	0	0	0	0	0	0	0	0
Oct 1	Bal	L	p	3	2	1	0.0	0.0	0	0	0	0	0	0	0	0	0
Oct 12	@ SD	W	p	2	2	0	1.0	4.0	1	1	0	0	0	0	0	0	0
Oct 18	Ari	W	p	1	0	1	0.0	0.0	0	0	0	0	0	0	0	0	0
Oct 25	@ KC	L	p	1	1	0	0.0	0.0	0	1	0	0	0	1	0	0	0
Nov 1	Cin	L	p	1	1	0	1.0	0.0	1	0	0	0	0	0	0	0	0
Nov 8	Oak	W	p	0	0	0	0.0	0.0	0	0	0	0	0	0	0	0	0
Nov 15	Cle	W	p	3	2	1	0.0	0.0	1	0	0	0	0	0	0	0	0
Nov 29	@ Sea	L	S	1	1	0	0.0	0.0	0	1	0	0	0	0	0	0	0
Dec 6	Ind	W	S	1	1	0	0.0	0.0	0	0	0	0	0	0	0	0	0
Dec 13	@ Cin	W	S	1	0	1	0.0	0.0	1	0	0	0	0	0	0	0	0
Dec 20	Den	W	p	1	0	1	0.0	0.0	0	0	0	0	0	0	0	0	0
Dec 27	@ Bal	L	S	1	0	1	0.0	0.0	0	0	0	0	0	0	0	0	0
Jan 3	@ Cle	W	S	2	2	0	0.0	0.0	0	0	0	0	0	0	0	0	0
Totals				10-6	16/5	26	17	9	4.0	7.0	6	4	0	0	1	0	0

Playoffs

Jan 9	@ Cin	W	S	3	2	1	0.0	0.0	0	1	0	0	0	0	0	0	0
Jan 17	@ Den	L	S	3	2	1	0.0	0.0	0	1	0	0	0	0	0	0	0
Totals				1-1	2/2	6	4	2	0.0	0.0	0	2	0	0	0	0	0

2016 Pittsburgh Steelers

Date	Opp	W/L	P/S	Tot Solo	Asst	Sk	- Yds	QBP	TFL	Int	- Yds	-TD	PD	FF	FR	- Yds	SpT
Activated from injured reserve/designated for return on Nov. 19																	
Nov 20	@ Cle	W	p	0	0	0	0.0	0.0	0	0	0	0	0	0	0	0	0
Nov 24	@ Ind	W	p	2	2	0	0.0	0.0	1	0	0	0	0	0	0	0	0
Dec 4	NYG	W	p	2	2	0	0.0	0.0	0	0	0	0	0	0	0	0	0
Dec 11	@ Buf	W	S	6	5	1	2.5	11.0	3	3	0	0	0	0	0	0	0
Dec 18	@ Cin	W	S	3	2	1	0.0	0.0	0	1	0	0	0	0	0	0	0
Dec 25	Bal	W	S	4	3	1	1.0	6.0	1	1	0	0	1	0	0	0	0
Jan 1	Cle	W	S	7	5	2	1.0	7.0	1	0	0	0	0	1	0	0	0
Totals				7-0	7/4	24	19	5	4.5	24.0	6	5	0	0	1	1	0

Playoffs

Jan 8	Mia	W	S	6	3	3	0.5	3.0	2	0	0	0	0	0	0	0	0
Jan 15	@ KC	W	S	4	4	0	0.0	0.0	1	0	0	0	1	0	0	0	0
Jan 22	@ NE	L	S	5	3	2	0.0	0.0	0	1	0	0	0	0	0	0	0
Totals				2-1	3/3	15	10	5	0.5	3.0	3	1	0	0	1	0	0

2017 Pittsburgh Steelers

Date	Opp	W/L	P/S	Tot Solo	Asst	Sk	- Yds	QBP	TFL	Int	- Yds	-TD	PD	FF	FR	- Yds	SpT
Sept 10	@ Cle	W	IA														
Sept 17	Min	W	S	2	1	1	1.0	11.0	1	1	0	0	1	0	0	0	0
Sept 24	@ Chi	L	S	4	4	0	0.0	0.0	1	2	0	0	0	0	0	0	0
Oct 1	@ Bal	W	S	4	4	0	1.0	9.0	1	2	0	0	0	0	0	0	0
Oct 8	Jax	L	S	1	0	1	0.0	0.0	0	0	0	0	0	0	0	0	0
Oct 15	@ KC	W	S	1	1	0	0.0	0.0	0	0	0	0	0	0	0	0	0
Oct 22	Cin	W	S	3	1	2	1.0	13.0	1	1	0	0	0	0	0	0	0
Oct 29	@ Det	W	S	4	3	1	0.0	0.0	0	0	0	0	0	0	0	0	0
Nov 12	@ Ind	W	S	4	4	0	1.0	13.0	1	3	0	0	0	0	0	0	0
Nov 16	Ten	W	S	2	1	1	0.0	0.0	0	0	0	0	0	0	0	0	0
Nov 26	GB	W	S	4	3	1	0.0	0.0	0	0	0	0	0	0	0	0	0
Dec 4	@ Cin	W	S	2	1	1	1.0	3.0	1	1	0	0	0	0	0	0	0
Dec 10	Bal	W	S	1	1	0	0.0	0.0	0	0	0	0	0	0	0	0	0
Dec 17	NE	L	S	2	2	0	1.0	7.0	1	2	0	0	0	0	0	0	0
Dec 25	@ Hou	W	S	6	5	1	0.0	0.0	0	0	0	0	0	0	1	0	0
Dec 31	Cle	W	S	0	0	0	0.0	0.0	0	0	0	0	0	0	0	0	0
Totals				13-3	15/15	40	31	9	6.0	56.0	7	12	0	0	1	0	0

Playoffs

Jan 14	Jax	L	S	4	3	1	0.0	0.0	0	0	0	0	0	0	0	0	0
Totals				0-1	1/1	4	3	1	0.0	0.0	0	0	0	0	0	0	0

2018 Pittsburgh Steelers

Date	Opp	W/L	P/S	Tot Solo	Asst	Sk	- Yds	QBP	TFL	Int	- Yds	-TD	PD	FF	FR	- Yds	SpT
Sept 9	@ Cle	T	S	5	4	1	1.0	8.0	2	1	0	0	2	1	0	0	0
Sept 16	KC	L	S	2	2	0	0.0	0.0	0	0	0	0	0	0	0	0	0
Sept 24	@ TB	W	S	3	2	1	1.0	4.0	3	1	1	10	1	1	0	0	0
Sept 30	Bal	L	S	1	1	0	1.0	6.0	1	1	0	0	0	0	0	0	0
Oct 7	Atl	W	S	6	3	3	0.0	0.0	0	1	0	0	0	0	0	0	0
Oct 14	@ Cin	W	S	2	2	0	0.0	0.0	0	0	0	0	0	0	0	0	0

Oct 28	Cle	W	S	4	1	3	0.0	0.0	2	0	0	0	0	0	0	0	0
Nov 4	@ Bal	W	S	1	0	1	0.5	3.5	1	0	0	0	0	0	0	0	0
Nov 8	Car	W	S	2	2	0	1.0	11.0	1	2	0	0	0	0	0	0	0
Nov 18	@ Jax	W	S	3	3	0	0.0	0.0	0	1	0	0	0	0	0	0	0
Nov 25	@ Den	L	S	0	0	0	0.0	0.0	0	0	0	0	0	0	0	0	0
Dec 2	LAC	L	S	4	3	1	0.0	0.0	1	1	0	0	0	0	0	0	0
Dec 9	@ Oak	L	S	4	2	2	1.0	7.0	0	0	0	0	0	0	0	0	0
Dec 16	NE	W	S	0	0	0	0.0	0.0	0	0	0	0	0	0	0	0	0
Dec 23	@ NO	L	p	2	2	0	0.0	0.0	1	0	0	0	0	0	0	0	0
Dec 30	Cin	W	S	3	3	0	0.0	0.0	1	0	0	0	0	0	0	0	0
Totals				9-6	16/15	42	30	12	5.5	39.5	13	8	1	10	1	3	1

2019 Pittsburgh Steelers

Date	Opp	W/L	P/S	Tot Solo	Asst	Sk	- Yds	QBP	TFL	Int	- Yds	-TD	PD	FF	FR	- Yds	SpT
Sept 8	@ NE	L	S	4	4	0	1.0	7.0	1	2	0	0	0	0	0	0	0
Sept 15	Sea	L	S	4	2	2	0.0	0.0	2	0	0	0	0	0	0	0	0
Sept 22	@ SF	L	S	3	3	0	0.0	0.0	1	1	0	0	0	1	0	0	0
Sept 30	Cin	W	S	6	5	1	1.0	11.0	1	0	0	0	0	1	0	0	0
Oct 6	Bal	L	S	5	4	1	1.0	4.0	1	1	0	0	0	1	0	0	0
Oct 13	@ LAC	W	S	2	1	1	0.0	0.0	0	1	0	0	0	0	0	0	0
Oct 28	Mia	W	S	5	3	2	1.0	0.0	1	1	0	0	0	0	0	0	0
Nov 3	Ind	W	S	3	3	0	2.0	15.0	3	2	0	0	0	0	1	1	0
Nov 10	LAR	W	S	4	3	1	0.0	0.0	0	0	0	0	0	0	0	0	0
Nov 14	@ Cle	L	S	6	4	2	0.0	0.0	0	2	0	0	0	0	0	0	0
Nov 24	@ Cin	W	S	2	2	0	1.0	8.0	1	0	0	0	0	1	1	0	0
Dec 1	Cle	W	S	6	4	2	1.5	7.0	2	0	0	0	0	1	1	0	0
Dec 8	@ Ari	W	S	5	4	1	1.0	4.0	1	3	0	0	0	0	0	0	0
Dec 15	Buf	L	S	3	1	2	0.0	0.0	0	0	0	0	0	0	0	0	0
Dec 22	@ NYJ	L	S	6	2	4	1.0	1.0	1	2	0	0	0	0	0	0	0
Dec 29	@ Bal	L	S	4	4	0	1.0	0.0	2	1	0	0	0	0	0	0	0
Totals				8-8	16/16	68	49	19	11.5	57.0	17	16	0				

BUD DUPREE'S NFL STATISTICS

REGULAR SEASON				TACKLES							INTERCEPTIONS					FUMBLES			
Year	Team	GP	GS	Tot	Solo	Asst	Sk	Yds	QBP	TFL	No	Yds	Lg	TD	PD	FF	FR	Yds	SpT
2015	Pittsburgh	16	5	26	17	9	4.0	7.0	6	4	0	0	0	0	1	0	0	0	0
2016	Pittsburgh	7	4	24	19	5	4.5	24.0	6	5	0	0	0	0	1	1	0	0	0
2017	Pittsburgh	15	15	40	31	9	6.0	56.0	7	12	0	0	0	0	1	0	1	0	0
2018	Pittsburgh	16	15	42	30	12	5.5	39.5	13	8	1	10	10t	1	3	1	0	0	0
2019	Pittsburgh	16	16	68	49	19	11.5	57.0	17	16	0	0	0	0	3	4	2	0	0
2020	Pittsburgh	11	11	31	23	8	8.0	46.0	15	8	0	0	0	0	2	2	0	0	0
2021	Tennessee	11	6	17	13	4	3.0	23.0	15	2	0	0	0	0	1	1	0	0	0
NFL Totals		92	72	248	182	66	42.5	252.5	79	55	1	10	10t	1	12	9	3	0	0

PLAYOFFS				TACKLES							INTERCEPTIONS					FUMBLES			
Year	Team	GP	GS	Tot	Solo	Asst	Sk	Yds	QBP	TFL	No	Yds	Lg	TD	PD	FF	FR	Yds	SpT
2015	Pittsburgh	2	2	6	4	2	0.0	0.0	0	2	0	0	0	0	0	0	0	0	0
2016	Pittsburgh	3	3	15	10	5	0.5	3.0	3	1	0	0	0	0	1	0	0	0	0
2017	Pittsburgh	1	1	4	3	1	0.0	0.0	0	0	0	0	0	0	0	0	0	0	0
2021	Tennessee	1	0	2	2	0	1.0	16.0	2	1	0	0	0	0	0	0	0	0	0
NFL Totals		7	6	27	19	8	1.5	19.0	5	4	0	0	0	0	1	0	0	0	0

Single-Game Highs

Tackles - 7 vs. Cleveland (1/1/17)
 Sacks - 2.5 at Buffalo (12/11/16)
 Interceptions - 1 at Tampa Bay (9/24/18)
 Forced Fumbles - **1 (Nine times, last vs. Kansas City 10/24/21)**
 Fumble Recovery - 1 (Three times, last at Cincinnati 11/24/19)
 Passes Defensed - 2 at Cleveland (9/9/18)

Playoff Single-Game Highs

Tackles - 6 vs. Miami (1/8/17)
 Sacks - **1 vs. Cincinnati (1/22/22)**
 Passes Defensed - 1 at Kansas City (1/15/17)

Additional Statistics

Touchdown - 1 (10-yard interception return at Tampa Bay, 9/24/18)



49 NICK DZUBNAR

LINEBACKER • 6'1" • 240 LBS • COLLEGE: CAL POLY - SAN LUIS OBISPO
ACQUIRED: UNRESTRICTED FREE AGENT (LAC) - 2020
NFL EXPERIENCE (NFL/TITANS): 7/1 • HOMETOWN: MISSION VIEJO, CALIF.
GAMES PLAYED/GAMES STARTED: 98/0 (PLAYOFFS: 4/1)

PRO: Nick Dzubnar is a savvy linebacker that has excelled on special teams coverage units during his NFL career. The 6-foot-1-inch, 240-pounder joined the Titans as a free agent in 2020 after spending time his first five seasons with the Chargers organization. Dzubnar, a former rookie free agent, will look to make his biggest impact as a core member of the Titans' special teams units having collected 61 special teams stops in 65 career games, as well as provide veteran depth in the linebacking corps.

CAREER HIGHLIGHTS:

- In 2019, Dzubnar appeared in all 16 games for the third time in his career, posting 12 special teams tackles.
- In 2018, Dzubnar collected 15 special teams tackles on coverage units and tied for the team lead with three special teams tackles in the 2018 postseason.
- In 2017, Dzubnar led the Chargers with a career-best 21 special teams tackles.

TITANS TIDBITS:

- Dzubnar feels he was better at hockey than football in high school. He participated as a Junior Anaheim Duck in his youth.
- Dzubnar's last name is pronounced duh-ZOOB-nar.

CAREER TRANSACTIONS:

- The Mission Viejo, Calif., native was originally signed by the San Diego Chargers as undrafted free agent on May 12, 2015.
- Waived by the Los Angeles Chargers on Sept. 4, 2017 and signed to the team's practice squad two days later.
- Signed by the Chargers to their active roster from the practice squad on Sept. 23, 2017.
- Signed by the Titans as an unrestricted free agent on March 26, 2020.

SEASON RECAPS:

2021 (17/0, 1/0 - Tennessee): Saw action as a reserve in all 17 games and tied for the team lead with 11 special teams tackles. Notched four tackles on defense. Played as a reserve in the postseason contest. Led or tied for the team lead in special teams tackles four times in 2021 (vs. IND, at NYJ, vs. BUF, at IND).

- Against Arizona (9/12), saw action as a reserve at linebacker and on special teams. Collected a tackle on defense.
- At Seattle (9/19), posted a tackle on special teams coverage units.
- Against Indianapolis (9/26), tied for the team lead with a special teams tackle on coverage units.
- At N.Y. Jets (10/3), notched a tackle on special teams coverage units.
- At Jacksonville (10/10), saw action as a reserve on special teams.
- Against Buffalo (10/18), registered a special teams tackle on coverage units.
- Against Kansas City (10/24), saw action as a reserve on special teams and late in the game at linebacker. Collected a tackle on defense.
- At Indianapolis (10/31), led the team with three special teams tackles on coverage units.
- At L.A. Rams (11/7), tallied a tackle on defense late in the fourth quarter. Combined with Teair Tart to stuff Sony Michel for no gain on a rush up the middle late in the fourth quarter.
- Against New Orleans (11/14), saw action as a reserve at linebacker and on special teams. Collected a special teams stop on coverage units.
- Against Houston (11/21), played as a reserve at linebacker and on special teams.
- At New England (11/28), recorded a special teams tackle on coverage units.

- Against Jacksonville (12/12), played as a reserve on special teams.
- At Pittsburgh (12/19), notched a tackle on defense and a special teams stop on coverage units.
- Against San Francisco (12/23), saw action as a reserve on special teams.
- Against Miami (1/2), played as a reserve on special teams.
- At Houston (1/9), registered a special teams tackle on coverage units. Stuffed Tremon Smith for just a 16-yard kickoff return to the Texans' 18-yard line in the first quarter.
- Against Cincinnati (1/22), played as a reserve on special teams.

2020 (16/0, 1/1 - Tennessee): Played in all 16 games in his first season with the Titans and led the team with 13 special teams tackles. Posted a tackle on defense. Started the postseason contest at outside linebacker and notched a tackle. Led or tied for the team lead in special teams tackles five times in 2020 (vs. BUF, vs. HOU, vs. CLE, at GB, at HOU).

- At Denver (9/14), made his Titans debut as a reserve at linebacker and on special teams coverage units. Collected a tackle on defense. Stuffed Melvin Gordon III for no gain on a third-and-goal rush from the one-yard line in the second quarter.
- Against Buffalo (10/13), led the team with three special teams tackles on coverage units.
- Against Cleveland (12/6), tied for the team lead with a special teams stop on coverage units.
- At Green Bay (12/27), led the team with two special teams tackles on coverage units.
- At Houston (1/3), notched a special teams tackle on coverage units in the Titans' division-clinching victory.
- Against Baltimore (1/10), made his first career start at outside linebacker and posted a tackle.

2019 (16/0 - L.A. Chargers): Saw action as a reserve in all 16 games and tallied 12 tackles on special teams.

- Against Indianapolis (9/8), appeared on special teams in his 50th career game.
- At Oakland (11/7), notched two tackles on special teams.
- At Jacksonville (12/8), recorded three tackles on special teams coverage units.
- Against Oakland (12/22), posted a pair of stops on special teams, reaching 60 career special teams tackles.

2018 (16/0 - L.A. Chargers): Appeared as a reserve in all 16 games and recorded 15 special teams tackles. Saw action in both postseason games and registered three special teams tackles.

- Against San Francisco (9/30), posted his third special teams tackle of the season. Provided a block on Desmond King II's 56-yard punt return at the end of the first half.
- At Pittsburgh (12/2), registered two special teams tackles, giving him 10 on the season. Threw a key block on Desmond King II's 73-yard punt return for a touchdown.
- Against Cincinnati (12/9), posted three tackles on special teams.
- At Denver (12/30), posted two special teams tackles.
- At Baltimore (1/6), made his NFL postseason debut in the wild card matchup and finished with a tackle on special teams.
- At New England (1/13), registered a pair of special teams tackles in the divisional playoff contest.

2017 (13/0 - L.A. Chargers): Appeared in 13 games as a reserve and tallied a team-high 21 special teams tackles with 13 on kickoff coverage and eight on punt coverage. Was inactive for one contest. Spent the first

NICK DZUBNAR'S NFL STATISTICS

REGULAR SEASON				TACKLES							INTERCEPTIONS					FUMBLES				
Year	Team	GP	GS	Tot	Solo	Asst	Sk	Yds	QBP	TFL	No	Yds	Lg	TD	PD	FF	FR	Yds	SpT	
2015	San Diego	16	0	2	0	2	0.0	0.0	0	0	0	0	0	0	0	0	0	0	0	13
2016	San Diego	4	0	6	3	3	0.0	0.0	0	0	0	0	0	0	0	0	0	0	0	0
2017	L.A. Chargers	13	0	0	0	0	0.0	0.0	0	0	0	0	0	0	0	0	0	0	0	21
2018	L.A. Chargers	16	0	0	0	0	0.0	0.0	0	0	0	0	0	0	0	0	0	0	0	15
2019	L.A. Chargers	16	0	0	0	0	0.0	0.0	0	0	0	0	0	0	0	0	0	0	0	12
2020	Tennessee	16	0	1	1	0	0.0	0.0	0	0	0	0	0	0	0	0	0	0	0	13
2021	Tennessee	17	0	4	1	3	0.0	0.0	0	0	0	0	0	0	0	0	0	0	0	11
NFL Totals		98	0	13	5	8	0.0	0.0	0	0	0	0	0	0	0	0	0	0	0	85

PLAYOFFS				TACKLES							INTERCEPTIONS					FUMBLES				
Year	Team	GP	GS	Tot	Solo	Asst	Sk	Yds	QBP	TFL	No	Yds	Lg	TD	PD	FF	FR	Yds	SpT	
2018	L.A. Chargers	2	0	0	0	0	0.0	0.0	0	0	0	0	-	0	0	0	0	0	0	3
2020	Tennessee	1	1	1	1	0	0.0	0.0	0	0	0	0	0	0	0	0	0	0	0	0
2021	Tennessee	1	0	0	0	0	0.0	0.0	0	0	0	0	0	0	0	0	0	0	0	0
NFL Totals		4	1	1	1	0	0.0	0.0	0	0	0	0	0	0	0	0	0	0	0	3

Single-Game Highs

Tackles - 4 at Indianapolis (9/25/16)
 Special Teams Tackles - 5 vs. Buffalo (11/19/17)

Playoff Single-Game Highs

Tackles - 1 vs. Baltimore (1/10/21)
 Special Teams Tackles - 2 at New England (1/13/19)



32 DARRYNTON EVANS

RUNNING BACK • 5'10" • 203 LBS • COLLEGE: APPALACHIAN STATE
ACQUIRED: 3RD ROUND - 2020 • NFL EXPERIENCE (NFL/TITANS): 2/2
HOMETOWN: OAK HILL, FLA.
GAMES PLAYED/GAMES STARTED: 6/0 (PLAYOFFS: 1/0)

PRO: The Titans selected Darrynton Evans in the third round (93rd overall) of the 2020 NFL Draft. The 5-foot-10-inch, 203-pounder brings a complete skill set to the running back corps, excelling in rushing between the tackles, blocking, and the ability to catch the ball out of the backfield. The Appalachian State product has also shown big-play ability having posted 11 rushes of at least 50 yards in his final two seasons for the Mountaineers. As a junior in 2019, Evans scored 24 total touchdowns which ranked third nationally.

CAREER HIGHLIGHTS:

- As a rookie, Evans saw action in five games and carried the ball 14 times for 54 yards, and caught two passes for 27 yards with a touchdown. He also returned nine kickoffs for 206 yards.

TITANS TIDBITS:

- In 2019, Evans' mother, Evelyn, a retired probation officer for the Department of Corrections, was diagnosed with endometrial cancer. Luckily, doctors caught it early, but she couldn't come to his games for half of the season because of treatment and needing to be close to home. But once she was cleared to attend, she didn't miss another game. At the NFL Scouting Combine in February, Evans raised money and brought awareness to ECANA (Endometrial Cancer Action Network for African-Americans) by getting pledges for every inch of his vertical leap. He raised more than \$3,200 with a vertical of 37 inches.
- Evans grew up with and went to high school with San Francisco 49ers running back Raheem Mostert, Tampa Bay Buccaneers safety D'Cota Dixon and Washington linebacker Cole Holcolmb. Mostert, who led the NFC champion 49ers in rushing in 2019, was among the first to reach out to Evans on social media during the draft, tweeting three simple words: "We built different!"
- Evans got a headstart on the Titans' playbook during his final season at Appalachian State. Every year, the Mountaineer coaches study one NFL offense and incorporate some of its principles into their own playbook. It just so happened that App State chose the Titans prior to the 2019 season.
- Evans earned a grade point average of 3.34 and was tabbed the Sun Belt's Top Scholar by Street & Smith magazine.
- Evans enjoys playing video games, particularly NBA2K, Call of Duty and Madden, solving Rubik's Cubes and producing music in his spare time.

CAREER TRANSACTIONS:

- The Oak Hill, Fla., native was selected by the Titans in the third round (93rd overall) of the 2020 NFL Draft.

SEASON RECAPS:

2021 (1/0): Saw action as a reserve in one contest. Rushed twice for seven yards and caught two passes for 11 yards. Placed on injured reserve on Sept. 2 and missed the first six games before being activated from injured reserve designated to return on Oct. 23. Placed on season-ending injured reserve on Oct. 29 and missed the final 10 regular season games and the postseason contest.

- Against Kansas City (10/24), returned to the lineup as a reserve at running back and as the kickoff returner. Carried the ball twice for seven yards and caught two passes for 11 yards. Returned one kickoff for 17 yards.

2020 (5/0, 1/0): Played in five games as a rookie and rushed 14 times for 54 yards. Caught two passes for 27 yards with a touchdown. Returned nine kickoffs for 206 yards and added a special teams tackle. Was inactive

for three games. Placed on injured reserve on Oct. 15 and missed eight games. Activated from injured reserve designated to return on Dec. 7. Played as a reserve in the postseason contest and rushed once for one yard, while returning two kickoffs for 46 yards. Tied for the team lead in special teams tackles once in 2020 (at HOU). Made his NFL debut at Minnesota (9/27/20). Scored his first career touchdown on a three-yard reception against Detroit (12/20/20).

- At Minnesota (9/27), played as a reserve at running back in his first NFL contest and carried the ball three times for nine yards.
- Against Buffalo (10/13), saw action as a reserve at running back and rushed twice for 12 yards before leaving the contest in the second stanza with an injury.
- Against Detroit (12/20), returned to the lineup as a reserve at running back and carried the ball eight times for 30 yards. Caught two passes for 27 yards with his first career score. Set up a Titans' touchdown with a 24-yard catch down to the Lions' five-yard line in the fourth quarter. Gave the Titans a 46-25 lead with his first career touchdown on a three-yard scoring catch late in the final stanza.
- At Green Bay (12/27), played as a reserve at running back and as a kickoff returner. Rushed once for three yards and returned six kickoffs for 145 yards.
- At Houston (1/3), saw action as a reserve at kick returner and on special teams coverage units in the Titans' division-clinching victory. Returned one kickoff for 16 yards. Notched a special teams stop on punt coverage.
- Against Baltimore (1/10), played as a reserve on special teams and saw limited snaps at running back in his postseason debut. Carried the ball once for one yard. Returned two kickoffs for 46 yards.

COLLEGE:

- In three on-field seasons at Appalachian State (2016, 2018-19), Evans appeared in 39 games and made 22 starts. He was a two-time All-Sun Belt first-team selection, and was the Sun Belt's Offensive Player of the Year in 2019 after posting 1,480 rushing yards and scoring 24 total touchdowns. Evans was a two-time Sun Belt Championship Game MVP and MVP of the 2019 New Orleans Bowl. He finished his career with 2,884 rushing yards (ninth all-time at Appalachian State) despite being the primary running back for just 23 career games. Set school records for most career rushes without a fumble (482) and single-season rushes without a fumble (255 in 2019). Had 4,642 all-purpose yards, including 1,439 yards on kickoff returns and 319 yards as a receiver, plus 14 passing yards on a forward-flipped jet sweep. Scored 34 total touchdowns with 25 rushing, six receiving and a program-record three as a kick returner. Totaled 11 runs of at least 50 yards in his final two seasons.

- As a junior (2019), named Sun Belt Offensive Player of the Year after producing 2,064 all-purpose yards, including 1,480 rushing on 255 carries, 198 receiving yards on 21 catches and 386 yards on 16 kickoff returns. Scored 24 total touchdowns (18 rushing, five receiving, one on a kickoff return) to rank third nationally, tie the Sun Belt's single-season record and post the second-highest single-season total in Appalachian State history. Joined Stanford's Christian McCaffrey (2015) and East Carolina's Chris Johnson (2007) as the only FBS players this millennium with at least 1,400 rushing yards, five touchdown receptions and a kickoff return for a score in the same season. Made watch lists for Maxwell, Doak Walker Award and Paul Hornung awards.

- As a redshirt sophomore (2018), named first-team All-Sun Belt after registering a league-leading 1,187 rushing yards on 179 attempts, even though he didn't become the team's primary running back until Game 5, following a season-ending injury to starter Jalin Moore. His 6.6-yards per carry was the third-best season average in Appalachian State history for

a player with at least 150 attempts. His nine touchdowns included seven rushing, one receiving and one via a kickoff return. Caught 12 passes for 87 yards. Returned 15 kickoffs for 490 yards with a score. As the primary back over the final nine games, rushed for 1,060 yards for an average of 117.8 yards per game. Led the Sun Belt at 91.3 rushing yards per game and second at 135.7 all-purpose yards per game. Rushed for more than 100 yards in seven of the last nine games.

- As a sophomore (2017), redshirted.
- As a freshman (2016), played in the final 12 games of the season, contributing as a kickoff returner and as a backup running back. Rushed for 217 yards on 48 carries and hauled in six passes for 34 yards. Returned 25 kickoffs for 563 yards with a touchdown. Finished with 814 all-purpose yards.
- Graduated with a degree in communication studies with a minor in sports science and coaching from Appalachian State.

PERSONAL:

- Attended New Smyrna Beach (Fla.) High School and was named honorable-mention 6A All-State and first-team All-Area as a team captain and two-time team MVP.
- Rushed for more than 1,600 yards and 25 touchdowns over his final two high school seasons despite missing six games due to injury.
- As a senior (2105), recorded 940 rushing yards and nine touchdowns in

just seven games. Participated in Central Florida East-West All-Star game.

- As a junior (2014), had a breakout campaign, rushing for nearly 700 yards and 16 touchdowns before suffering a broken thumb that forced him to miss the final three games of the season.
- Was an honor roll student and member of the National Honor Society.
- Also participated in track (100, long jump, 200, 4x100), and played basketball.
- Son of Darry and Evelyn Evans and has two older sisters, Kristen and Dasmine, and an older brother, Darryl II.
- Follow Evans on Twitter and Instagram at @ItzLiveee
- Born Darrynton L.A. Evans on July 9, 1998 in Daytona Beach, Fla.

DARRYNTON EVANS' GAME-BY-GAME

2020 Tennessee Titans										RUSHING					RECEIVING				
Date	Opp	W/L	P/S	Att	Yds	Avg	Lg	TD	No	Yds	Avg	Lg	TD						
Sept 14	@ Den	W	IA																
Sept 20	Jax	W	IA																
Sept 27	@ Min	W	p	3	9	3.0	4	0	0	0	-	0	0						
Oct 13	Buf	W	p	2	12	6.0	9	0	0	0	-	0	0						
Oct 18	Hou	W	IR																
Oct 25	Pit	L	IR																
Nov 1	@ Cin	L	IR																
Nov 8	Chi	W	IR																
Nov 12	Ind	L	IR																
Nov 22	@ Bal	W	IR																
Nov 29	@ Ind	W	IR																
Dec 6	Cle	L	IR																
Dec 13	@ Jax	W	IA																
Dec 20	Det	W	p	8	30	3.8	9	0	2	27	13.5	24	1						
Dec 27	@ GB	L	p	1	3	3.0	3	0	0	0	-	0	0						
Jan 3	@ Hou	W	p	0	0	-	0	0	0	0	-	0	0						
Totals		11-5	5/0	14	54	3.9	9	0	2	27	13.5	24	1						
Playoffs																			
Jan 10	Bal	L	p	1	1	1.0	1	0	0	0	-	0	0						
Totals		0-1	1/0	1	1	1.0	1	0	0	0	-	0	0						

2021 Tennessee Titans										RUSHING					RECEIVING				
Date	Opp	W/L	P/S	Att	Yds	Avg	Lg	TD	No	Yds	Avg	Lg	TD						
Sept 12	Ari	L	IR																
Sept 19	@ Sea	W	IR																
Sept 26	Ind	W	IR																
Oct 3	@ NYJ	L	IR																
Oct 10	@ Jax	W	IR																
Oct 18	Buf	W	IR																
Oct 24	KC	W	p	2	7	3.5	5	0	2	11	5.5	6	0						
Oct 31	@ Ind								Placed on injured reserve on Oct. 29										
Nov 7	@ LAR																		
Nov 14	NO																		
Nov 21	Hou																		
Nov 28	@ NE																		
Dec 12	Jax																		
Dec 19	@ Pit																		
Dec 23	SF																		
Jan 2	Mia																		
Jan 9	@ Hou																		
Totals		5-2	1/0	2	7	3.5	5	0	2	11	5.5	6	0						

DARRYNTON EVANS' NFL STATISTICS

REGULAR SEASON

Year	Team	RUSHING							RECEIVING				
		GP	GS	No	Yds	Avg	Lg	TD	Att	Yds	Avg	Lg	TD
2020	Tennessee	5	0	14	54	3.9	9	0	2	27	13.5	24	1
2021	Tennessee	1	0	2	7	3.5	5	0	2	11	5.5	6	0
NFL Totals		6	0	16	61	3.8	9	0	4	38	9.5	24	1

REGULAR SEASON

Year	Team	PUNT RETURNS						KICKOFF RETURNS				
		No	FC	Yds	Avg	Lg	TD	No	Yds	Avg	Lg	TD
2020	Tennessee	0	0	0	-	0	0	9	206	22.9	31	0
2021	Tennessee	0	0	0	-	0	0	1	17	17.0	17	0
NFL Totals		0	0	0	-	0	0	10	223	22.3	31	0

PLAYOFFS

Year	Team	RUSHING							RECEIVING				
		GP	GS	No	Yds	Avg	Lg	TD	Att	Yds	Avg	Lg	TD
2020	Tennessee	1	0	1	1	1.0	1	0	0	0	-	0	0
NFL Totals		1	0	1	1	1.0	1	0	0	0	-	0	0

PLAYOFFS

Year	Team	PUNT RETURNS						KICKOFF RETURNS				
		No	FC	Yds	Avg	Lg	TD	No	Yds	Avg	Lg	TD
2020	Tennessee	0	0	0	-	0	0	2	46	23.0	25	0
NFL Totals		0	0	0	-	0	0	2	46	23.0	25	0

Single-Game Highs

Rushes - 8 vs. Detroit (12/20/20)
 Rushing Yards - 30 vs. Detroit (12/20/20)
 Long Rush - 9 (Twice, last 8 vs. Detroit 12/20/20)
 Receptions - **2 (Twice, last vs. Kansas City 10/24/21)**
 Receiving Yards - 27 vs. Detroit (12/20/20)
 Long Reception - 24 vs. Detroit (12/20/20)
 Touchdowns - 1 vs. Detroit (12/20/20)
 Kickoff Returns - 6 at Green Bay (12/27/20)
 Kickoff Return Yards - 145 at Green Bay (12/27/20)
 Long Kickoff Return - 31 at Green Bay (12/27/20)

Playoff Single-Game Highs

Rushes - 1 vs. Baltimore (1/10/21)
 Rushing Yards - 1 vs. Baltimore (1/10/21)
 Long Rush - 1 vs. Baltimore (1/10/21)
 Kickoff Returns - 2 vs. Baltimore (1/10/21)
 Kickoff Return Yards - 46 vs. Baltimore (1/10/21)
 Long Kickoff Return - 25 vs. Baltimore (1/10/21)

Additional Statistics

Special Teams Tackles - 1 (2020)



54 RASHAAN EVANS

LINEBACKER • 6'2" • 232 LBS • COLLEGE: ALABAMA

ACQUIRED: 1ST ROUND - 2018 • NFL EXPERIENCE (NFL/TITANS): 4/4

HOMETOWN: AUBURN, ALA.

GAMES PLAYED/GAMES STARTED: 59/50 (PLAYOFFS: 4/4)

PRO: The Titans traded up to select Rashaan Evans with the 22nd overall pick in the first round of the 2018 NFL Draft. The 6-foot-2 inch, 232-pound defender was identified as a playmaker that could quickly bolster the linebacking corps and develop into a leader on defense. He appeared in all but one game in his first three campaigns, including starts at inside linebacker in every game from 2019 to 2020. He led the Titans defense with 139 tackles and 11 tackles for loss in his second season.

CAREER HIGHLIGHTS:

- In 2020, Evans started every game for the second consecutive season and finished third on the defense with 96 tackles.
- In 2019, Evans started every game during the regular season and playoffs. He led the team with 139 tackles and 11 tackles for loss.
- As a rookie in 2018, Evans played in 15 games with seven starts at inside linebacker and totaled 63 tackles, six quarterback pressures, two tackles for loss and three passes defended.

TITANS TIDBITS:

- Upon being drafted by Tennessee, Evans was reunited with former Crimson Tide teammate Derrick Henry. Henry phoned Evans immediately after he was selected with the 22nd pick to congratulate him.
- He has two pregame rituals. Evans prays before each game and pulls grass from the field early in pregame to get a feel for the turf.
- His nickname is 'Razor, because I cut up.'
- At Alabama, Evans shared the field with his brother, Alex, a member of the Crimson Tide spirit squad.
- Two of his football role models are DeMarcus Ware and Lawrence Taylor. He met Ware, who also is from Auburn, Ala., at the 2018 NFL Draft. He later had a chance to meet Taylor during a trip to Miami and calls each experience an "amazing moment."
- Growing up in rural Alabama, Evans would chase wild horses to work on improving his speed and athleticism.
- Evans' father, Alan, was a star running back at Auburn. Evans' mother, Chenavis, received four degrees from Auburn, including her doctorate. Evans' older sister was a cheerleader at Auburn, and despite the family ties including his cousins attending Auburn, Evans stuck with his gut and instead chose Alabama.

CAREER TRANSACTIONS:

- The Auburn, Ala., native was selected by the Titans in the first round (22nd overall) of the 2018 NFL Draft.

SEASON RECAPS:

2021 (12/11, 0/0): Saw action in 12 games with 11 starts at inside linebacker and registered 57 tackles, including three stops for loss, a quarterback pressure, two interceptions, a forced fumble and a fumble recovery. Was inactive for five regular season games and the postseason contest. Led or tied for the team lead in tackles three times in 2021 (vs. IND, vs. JAX, vs. SF).

- Against Arizona (9/12), started at linebacker and collected six tackles.
- At Seattle (9/19), started at linebacker and posted four tackles. Teamed with Elijah Molden to stuff Chris Carson for no gain on a rush off right end in the first quarter.
- Against Indianapolis (9/26), started at linebacker in his 50th career game and tied for the team lead with eight tackles, including a stop for loss. Combined with Rashad Weaver to stonewall Jonathan Taylor for a one-yard loss on a rush off left guard late in the first quarter.
- At N.Y. Jets (10/3), started at linebacker and notched six tackles.

- At Jacksonville (10/10), started at linebacker and compiled a tackle.
- Against Buffalo (10/18), started at linebacker and registered eight tackles with a quarterback pressure. Combined with David Long Jr. to stuff Josh Allen for no gain on a goalline sneak late in the third quarter.
- Against Kansas City (10/24), started at linebacker and collected four tackles, an interception and a fumble recovery. Became the 10th player in the team's "Titans era" (1999 to present) to register an interception and a fumble recovery in the same game. Intercepted a Patrick Mahomes pass that was deflected by David Long Jr. in the second quarter. Recovered a Mecole Hardman fumble that was forced by Matthias Farley with less than 30 second remaining in the contest.
- At Indianapolis (10/31), was inactive.
- At L.A. Rams (11/7), was inactive.
- Against New Orleans (11/14), was inactive.
- Against Houston (11/21), was inactive.
- At New England (11/28), was inactive.
- Against Jacksonville (12/12), returned to the lineup as a starter at linebacker and led the team with six tackles to go along with an interception and a stop for loss in the shutout victory. Shot through the line and dropped James Robinson for a four-yard loss on a rush off left tackle in the first quarter. Intercepted a Trevor Lawrence pass intended for Laviska Shenault Jr. in the third quarter. Combined with Jeffery Simmons to stonewall James Robinson for no gain on a rush off left tackle in the third stanza.
- At Pittsburgh (12/19), started at linebacker and notched five tackles. Combined with Kevin Strong to stuff Najee Harris for no gain on a rush off left tackle in the third quarter.
- Against San Francisco (12/23), started at linebacker and tied for the team lead with seven tackles, while adding a forced fumble. Caused a Deebo Samuel fumble that was recovered by the 49ers in the fourth quarter.
- Against Miami (1/2), started at linebacker and notched a tackle.
- At Houston (1/9), saw action as a reserve at linebacker and compiled a stop for loss. Stuffed Rex Burkhead for a three-yard loss on a rush up the middle in the fourth quarter.
- Against Cincinnati (1/22), was inactive.

2020 (16/16, 1/1): Started all 16 games at linebacker and finished third on the team with 96 tackles. Registered a half sack, a stop for loss, six quarterback pressures, five passes defended and a fumble recovery. Started the postseason contest and notched nine tackles, including a stop for loss. Led the team in tackles twice in 2020 (vs. BUF, at BAL). Led or tied for the team lead in quarterback pressures three times in 2020 (at BAL, vs. CLE, at GB). Tied for the team lead in passes defended twice in 2020 (at JAX, at HOU).

- At Minnesota (9/27), registered seven tackles and a fumble recovery. Recovered a Dalvin Cook fumble that was forced by Johnathan Joseph and returned it 25 yards to the Vikings' 20-yard line setting up a Titans' field goal in the opening quarter.
- Against Buffalo (10/13), led the team with eight tackles.
- Against Houston (10/18), produced seven tackles and a quarterback pressure. Combined with Jeffery Simmons to stuff David Johnson for no gain on a goalline rush in the second quarter. Shot through the line and stuffed David Johnson for no gain on a goalline rush in the fourth quarter.
- Against Chicago (11/8), tallied four tackles, including a half sack and a quarterback pressure. Teamed with DaQuan Jones to drop Nick Foles for a sack early in the fourth quarter.
- Against Indianapolis (11/12), collected six tackles. Finished off a goalline stand by stuffing Jordan Wilkins for no gain on a fourth-down rush off right guard in the third quarter.
- At Baltimore (11/22), led the team with nine tackles. Combined with

Harold Landry III to stuff Lamar Jackson for no gain on a rush early in the fourth quarter.

- Against Cleveland (12/6), tallied six tackles, including a stop for loss and a quarterback pressure. Teamed with Jeffery Simmons to stonewall Kareem Hunt for a one-yard loss on a rush up the middle in the opening stanza.
- At Jacksonville (12/13), notched eight tackles, two passes defended and a quarterback pressure. Ended a Jaguars' drive by breaking up a third-and-four pass intended for Laviska Shenault Jr. late in the first quarter. Batted down a deep pass intended for Keelan Cole Sr. in the second stanza.
- At Houston (1/3), notched four tackles and a pass defended in the Titans' division-clinching victory. Deflected a pass intended for David Johnson in the first quarter.
- Against Baltimore (1/10), started at linebacker and posted nine tackles, including a stop for loss and a quarterback pressure. Stonewalled J.K. Dobbins for a six-yard loss on a short pass in the second quarter.

2019 (16/16, 3/3): Started all 16 games at linebacker and led the team with a career-best 139 tackles and 11 stops for loss. Also posted 2.5 sacks, 11 quarterback pressures, a pass defended and a fumble recovery he returned for a touchdown. Started all three postseason contests and recorded 22 tackles, two quarterback pressures and three stops for loss. Led the team in tackles seven times (at ATL, vs. BUF, at DEN, vs. LAC, vs. TB, at CAR, at NE). Tied for the team lead in sacks twice (vs. KC, vs. JAX).

- At Atlanta (9/29), led the team with 10 tackles, a half sack, a stop for loss and two quarterback pressures. Combined with Isaiah Mack to drop Matt Ryan for a five-yard sack in the final quarter.
- Against Buffalo (10/6), led the team with 10 tackles, including a stop for loss. Stonewalled Frank Gore for a one-yard loss in the first quarter.
- At Denver (10/13), led the team with 11 tackles. Forced the Broncos to kick a field goal by stonewalling Phillip Lindsay for no gain on a third-and-one rush in the second quarter.
- Against L.A. Chargers (10/20), led the team with 11 tackles, including a stop for loss and a quarterback pressure. Combined with Logan Ryan to stuff Melvin Gordon for a two-yard loss on a rush off right guard in the opening quarter. Combined with Jeffery Simmons to stop Gordon for no gain on first-and-goal during the final goal-line stand.
- Against Tampa Bay (10/27), led the team with a career-best 14 tackles, including a stop for loss. Shot through the line and stuffed Dare Ogunbowale for a two-yard loss on a third-and-four rush up the middle in the second quarter.
- At Carolina (11/3), led the team with 12 tackles to go along with a quarterback pressure.
- Against Kansas City (11/10), registered seven tackles, a sack, two stops for loss, two quarterback pressures and a fumble recovery he returned for a touchdown. Stopped Darwin Thompson for a one-yard loss on a rush off left end in the second quarter. Scooped up a Damien Williams' fumble that was forced by David Long Jr. and raced 53 yards for a touchdown, his first career score, in the second stanza. Halted a Chiefs' drive by dropping Patrick Mahomes for a five-yard sack on third-and-two late in the fourth quarter.
- Against Jacksonville (11/24), notched three tackles, a sack, a stop for loss and a quarterback pressure. Dropped Nick Foles for a six-yard sack late in the fourth quarter.
- Against New Orleans (12/22), started at linebacker and produced 10 tackles, including two stops for loss. Stuffed Alvin Kamara for a one-yard loss on a rush up the middle in the first quarter. Stopped Deonte Harris for no gain on a short pass in the fourth quarter. Teamed with Matt Dickerson to stonewall Latavius Murray for a one-yard loss on a rush off left guard in the final quarter.
- At New England (1/4), started at linebacker in his first career postseason game and led the team with 12 tackles, including a team-high three tackles for loss. Stuffed Rex Burkhead for a one-yard loss on a rush off left guard in the first quarter. Combined with Jayon Brown to stonewall Sony Michel for no gain on a rush off right tackle in the opening quarter. Stopped Michel for a one-yard loss on a first-and-goal rush off left tackle during the Titans' goal-line stand in the second quarter. Shot through the line and stuffed Michel for a two-yard loss on a third-and-goal rush during the Titans' goal-line stand in the second quarter.
- At Baltimore (1/11), recorded nine tackles and two quarterback pressures. Stopped Mark Ingram II for no gain on a rush off right guard in the opening quarter.
- At Kansas City (1/19), started at linebacker but was in and out of the lineup because of injury. Registered a tackle on defense.

2018 (15/7): Played in 15 games with seven starts at linebacker as a

rookie. Collected 63 tackles, six quarterback pressures, two tackles for loss and three passes defended. Was inactive for one contest. Led the team in tackles twice (vs. BAL, vs. NYJ). Tied for the team lead in passes defended once (vs. PHI). Saw action in his first career NFL game against Houston (9/16/18). Made his first career start at Jacksonville (9/23/18).

- Against Houston (9/16), made his NFL debut on special teams.
- At Jacksonville (9/23), made his first career start at linebacker and posted a tackle.
- Against Philadelphia (9/30), saw significant action as a reserve at linebacker and notched four tackles, a quarterback pressure and a pass defended.
- Against Baltimore (10/14), started at linebacker and led the team with nine tackles, including a stop for loss. Combined with Brian Orakpo to stuff Alex Collins for a one-yard loss on a rush off right end in the first quarter. Stopped Gus Edwards for no gain on a rush off right tackle late in the fourth quarter.
- Against New England (11/11), played as a reserve at linebacker and notched two tackles, two quarterback pressures and a pass defended. Combined with Austin Johnson to stop Sony Michel for no gain on a rush up the middle in the second quarter.
- At Houston (11/26), started at linebacker and recorded seven tackles and a quarterback pressure. Halted a Texans' drive by stuffing Alfred Blue for no gain on a third-and-one rush early in the fourth quarter.
- Against N.Y. Jets (12/2), played as a reserve at linebacker and led the team with eight tackles. Stuffed Isaiah Crowell for no gain on a rush off right guard in the second quarter. Ended a Jets' drive by stonewalling Crowell for no gain on a run up the middle on third-and-two in the second stanza. Stopped Elijah McGuire for no gain on a rush off right tackle in the fourth quarter.
- Against Jacksonville (12/6), saw action as a reserve at linebacker and amassed five tackles and a quarterback pressure. Shot through the line and stonewalled Leonard Fournette for no gain on a fourth-and-goal rush from the one-yard line in the second quarter. Combined with Adoree' Jackson to stuff Carlos Hyde for a two-yard loss on a short pass in the second quarter.
- At N.Y. Giants (12/16), started at linebacker and posted five tackles, including a stop for loss and a quarterback pressure in the Titans' first shutout win since 2000. Stuffed Saquon Barkley for no gain on a rush up the middle late in the first quarter. Stonewalled Barkley for a four-yard loss on a rush off left end to begin the second half.
- Against Washington (12/22), played as a reserve at linebacker and totaled six tackles. Halted a drive by combining with Jayon Brown to stuff Adrian Peterson for no gain on a third-and-one rush off left guard in the first quarter.
- Against Indianapolis (12/30), saw action as a reserve at linebacker and registered three tackles and a pass defended. Broke up a third-and-10 pass intended for T.Y. Hilton late in the second quarter.

COLLEGE:

- In four seasons at Alabama (2014-17), Evans appeared in 53 games with 14 starts and totaled 152 tackles, 15.0 sacks, 23.5 tackles for loss, five passes defended, 19 quarterback hurries, two forced fumbles and two fumble recoveries. He started 14 games over his final two seasons and appeared in three CFP National Championship contests with two victories.
- As a senior (2017), played and started 12 games and tied for the team lead in tackles with 74. He led the Crimson Tide with 13 tackles for loss despite missing a pair of games due to injury. Also posted seven quarterback hurries, six sacks, three passes defended, one forced fumble and one fumble recovery. Named First Team All-American by the AFCA, Associated Press First Team All-SEC and Second Team All-SEC by conference coaches. Chosen as one of 15 semifinalists for the Butkus Award. Tapped to the Nagurski Trophy Preseason Watch Lists and earned Second Team Preseason All-American recognition by Phil Steele.
- As a junior (2016), saw action in 14 games with two starts in his first season at inside linebacker, entering the starting lineup after an injury to Shaun Dion Hamilton. Totaled 53 tackles, four sacks, 4.5 tackles for loss, two passes defended, six quarterback hurries, one forced fumble and one fumble recovery.
- As a sophomore (2015), saw action in 14 games as outside linebacker and on special teams. Totaled 10 tackles, four sacks, four tackles for loss and three quarterback hurries.
- As a freshman (2014), appeared in 13 games as a true freshman and totaled 15 tackles, a sack, two tackles for loss and three quarterback hurries.
- Graduated from Alabama in December 2017 with a degree in psychology.

RASHAAN EVANS' NFL STATISTICS

REGULAR SEASON				TACKLES							INTERCEPTIONS					FUMBLES			
Year	Team	GP	GS	Tot	Solo	Asst	Sk	Yds	QBP	TFL	No	Yds	Lg	TD	PD	FF	FR	Yds	SpT
2018	Tennessee	15	7	63	42	21	0.0	0.0	6	2	0	0	0	0	3	0	0	0	0
2019	Tennessee	16	16	139	84	55	2.5	13.5	11	11	0	0	0	0	1	0	1	53t	0
2020	Tennessee	16	16	96	59	37	0.5	0.5	6	1	0	0	0	0	5	0	1	25	0
2021	Tennessee	12	11	57	35	22	0.0	0.0	1	3	2	1	1	0	2	1	1	0	0
NFL Totals		59	50	355	220	135	3.0	14.0	24	17	2	1	1	0	11	1	3	53t	0

PLAYOFFS				TACKLES							INTERCEPTIONS					FUMBLES			
Year	Team	GP	GS	Tot	Solo	Asst	Sk	Yds	QBP	TFL	No	Yds	Lg	TD	PD	FF	FR	Yds	SpT
2019	Tennessee	3	3	22	16	6	0.0	0.0	2	3	0	0	0	0	0	0	0	0	0
2020	Tennessee	1	1	9	5	4	0.0	0.0	1	1	0	0	0	0	0	0	0	0	0
2021	Tennessee	0	0	0	0	0	0.0	0.0	0	0	0	0	0	0	0	0	0	0	0
NFL Totals		4	4	31	21	10	0.0	0.0	3	4	0	0	0	0	0	0	0	0	0

Single-Game Highs

Tackles - 14 vs. Tampa Bay (10/27/19)
 Sacks - 1 (Twice, last vs. Jacksonville 11/24/19)
 Tackles for Loss - 2 (Twice, last vs. New Orleans 12/22/19)
 Interceptions - **1 (Twice, last vs. Jacksonville 12/12/21)**
 Quarterback Pressures - 2 (Four times, vs. Houston 12/15/19)
 Forced Fumble - **1 vs. San Francisco (12/23/21)**
 Fumble Recovery - **1 (Three times, last vs. Kansas City 10/24/21)**
 Passes Defensed - 2 at Jacksonville (12/13/20)

Playoff Single-Game Highs

Tackles - 12 at New England (1/4/20)
 Tackles For Loss - 3 at New England (1/4/20)

Additional Statistics

Touchdowns - 1, 53-yard fumble return vs. Kansas City (11/10/19)



3 CALEB FARLEY

CORNERBACK • 6'2" • 197 LBS • COLLEGE: VIRGINIA TECH
ACQUIRED: 1ST ROUND - 2021 • NFL EXPERIENCE: ROOKIE
HOMETOWN: MAIDEN, N.C.
GAMES PLAYED/GAMES STARTED: 3/1 (PLAYOFFS: 0/0)

PRO: The Titans selected Caleb Farley with the 22nd overall pick in the first round of the 2021 NFL Draft. The 6-foot-2 inch, 197-pound defender possesses a rare combination of size and speed for an athlete at his position. The Maiden, N.C., native only began playing cornerback as a redshirt freshman at Virginia Tech after switching from wide receiver. He took to his new position quickly, intercepting six passes in 24 games with the Hokies.

CAREER HIGHLIGHTS:

- In 2019, Farley's final season at Virginia Tech, he was named first team All-ACC after he led the conference with 16 passes defended. His four interceptions tied for second place in the conference.
- Farley intercepted two passes in his first collegiate game—and his first game ever playing cornerback—at Florida State on Sept. 3, 2018.

TITANS TIDBITS:

- Farley credits his late mother, Robin Farley, for instilling in him the faith that has carried him through hard times. Robin lost her life to breast cancer on Jan. 2, 2018, but not before providing him lessons that continue to instruct his life. "She filled my heart with the love of God," Caleb says, "and that's why I am where I am today."
- Growing up he was a big fan of boxer Floyd Mayweather and made it a point to watch all of Mayweather's fights.
- Farley was the third Virginia Tech cornerback selected in the first round in the NFL's "common draft" era (since 1967), joining DeAngelo Hall (2004) and Kyle Fuller (2014). At the age of nine, he met Hall at a youth track-and-field event and got Hall to sign one of the medals he won. He still has the memento.
- Farley is a movie buff. His favorites include "Braveheart," "Troy" and "The Count of Monte Cristo."

CAREER TRANSACTIONS:

- The Maiden, N.C., native was selected by the Titans in the first round (22nd overall) of the 2021 NFL Draft.

SEASON RECAPS:

2021 (3/1): Played in three games with a start at cornerback during his rookie campaign and collected four tackles and a pass defended. Was inactive for three contests. Placed on injured reserve on Oct. 19 and missed the final 11 regular season games and the postseason contest. Made his NFL debut against Arizona (9/12/21). Made his first career start against Buffalo (10/18/21).

- Against Arizona (9/12), saw action in his first NFL contest as a reserve at cornerback and on special teams.
- At Seattle (9/19), was inactive.
- Against Indianapolis (9/26), was inactive.
- At N.Y. Jets (10/3), was inactive.
- At Jacksonville (10/10), saw significant action as a reserve at cornerback and compiled two tackles and a pass defended. Broke up a pass intended for Laviska Shenault Jr. late in the fourth quarter.
- Against Buffalo (10/18), made his first career start at cornerback and registered two tackles before leaving the game in the second quarter with an injury.

COLLEGE:

- During two seasons at Virginia Tech, Farley appeared in 24 games with 23 starts, seeing action in his redshirt sophomore and redshirt junior campaigns. His career totals included six interceptions, 25 passes defended, 56 tackles, one sack, two quarterback hits and seven kickoff

returns for 152 yards (21.7 avg.). He was a medical redshirt as a true freshman and opted out of the 2020 campaign due to COVID-19 concerns.

AS A REDSHIRT JUNIOR (2020), opted out of the season during the COVID-19 pandemic.

AS A REDSHIRT SOPHOMORE (2019), started all 11 games in which he appeared. Named first team All-ACC after leading the conference with 16 passes defended and tying for second in the conference with four interceptions. Also totaled 20 tackles and a quarterback hit.

- At Boston College (8/31), tied a career high with four tackles and also had two pass breakups.
- Against Furman (9/14), registered an interception.
- At Miami (10/5), recorded a pair of interceptions.
- Against North Carolina (10/19), posted a career-best four passes defended.
- At Georgia Tech (11/16), recorded his first career touchdown on a 17-yard interception return.

AS A REDSHIRT FRESHMAN (2018), appeared in 13 games with 12 starts. Earned honorable mention for the Mayo Clinic Comeback Player of the Year Award. Registered 36 tackles, one tackle for loss, one sack, two interceptions, nine passes defended and one quarterback hit. Also added seven kickoff returns for 152 total yards (21.7 avg.).

- At Florida State (9/3), registered a sack and two interceptions against the 19th-ranked Seminoles in his first collegiate game. Named ACC Defensive Back of the Week.

AS A TRUE FRESHMAN (2017), redshirted.

- Majored in communication studies at Virginia Tech.

PERSONAL:

- Attended Maiden (N.C.) High School, where he played quarterback for the Blue Devils. His 124 career touchdowns ranked sixth in the state's record book at the time of his graduation.
- As a senior in 2016, he was named the Southern District 7 Player of the Year. Earned second team All-State honors and set a Maiden school record for rushing in a single season with 2,574 yards. Rushed for 37 touchdowns in addition to his 1,776 passing yards and 21 passing touchdowns. His 58 total touchdowns in a single season ranked third in North Carolina history. Set the state record for touchdowns in a game twice, in back-to-back games, with eight in each contest.
- As a junior, passed for 1,831 yards and 20 touchdowns and rushed for 1,534 yards and 18 touchdowns.
- Also participated in track and field (100, 200, 4x100, long jump) and basketball (point guard).
- Follow Farley on Twitter at @IamCalebFarley and on Instagram at @cr_farley.
- Son of Robert and Robin Farley.
- Has a dog, a Presa Canario named Legend.
- Has one brother, Joshua, who competed in track and field at Appalachian State.
- Born Caleb Ray Farley on Nov. 2, 1998 in Maiden, N.C.



21 MATTHIAS FARLEY

SAFETY • 5'11" • 209 LBS • COLLEGE: NOTRE DAME
ACQUIRED: UNRESTRICTED FREE AGENT (NYJ) - 2021
NFL EXPERIENCE (NFL/TITANS): 6/1 • HOMETOWN: CHARLOTTE, N.C.
GAMES PLAYED/GAMES STARTED: 83/18 (PLAYOFFS: 1/0)

PRO: The Titans signed Matthias Farley as an unrestricted free agent during the 2021 offseason to add depth and experience in the secondary and on special teams units. The 5-foot-11-inch, 209-pound safety amassed 132 tackles, three interceptions, 14 passes defended, two forced fumbles and a fumble recovery, while adding 27 tackles on special teams in his first five NFL seasons (2016-20) with the Indianapolis Colts and N.Y. Jets.

CAREER HIGHLIGHTS:

- In 2020, Farley was named a team captain for the Jets and led the team with seven special teams tackles.
- In 2017, Farley started 15 games at safety for the Colts and posted a career-high 95 tackles to go along with two interceptions, seven passes defended, a forced fumble and a fumble recovery.

TITANS TIDBITS:

- Farley did not start playing football until his junior year of high school. He played soccer his first two years at Christian High School in Charlotte, N.C.
- Farley is a two-time recipient of the prestigious N.Y. Jets Marty Lyons Award (2019-2020) given by the community relations staff to the player who gives from the heart through charity and community involvement.

CAREER TRANSACTIONS:

- The Charlotte, N.C., native was originally signed by the Arizona Cardinals as a rookie free agent on May 2, 2016.
- Waived by the Cardinals on Sept. 3, 2016.
- Claimed off waivers by the Indianapolis Colts on Sept. 4, 2016.
- Waived by the Colts on Aug. 26, 2019.
- Signed by the N.Y. Jets as a free agent on Aug. 30, 2019.
- Released by the Jets on Sept. 5, 2020 and re-signed by the team two days later.
- Signed by the Titans as an unrestricted free agent on March 30, 2021.

SEASON RECAPS:

2021 (17/0, 1/0 - Tennessee): Played as a reserve in all 17 games in his first season with the Titans and tied for the team lead with 11 special teams tackles. Collected five tackles on defense. Saw action as a reserve in the postseason game and registered a special teams stop. Led or tied for the team lead in special teams tackles six times in 2021 (vs. IND, at NYJ, vs. NO, at NE, at HOU, vs. CIN).

- Against Arizona (9/12), made his Titans debut as a reserve on special teams. Completed a six-yard pass to Amani Hooker on a fake punt late in the first quarter.
- At Seattle (9/19), saw action as a reserve on special teams.
- Against Indianapolis (9/26), tied for the team lead with a special teams tackle on coverage units.
- At N.Y. Jets (10/3), notched a special teams tackle on coverage units.
- At Jacksonville (10/10), played as a reserve on special teams.
- Against Buffalo (10/18), saw action as a reserve on special teams.
- Against Kansas City (10/24), played as a reserve at safety and collected three tackles, a forced fumble and a fumble recovery. Recovered a Patrick Mahomes fumble that was forced by Kevin Byard late in the second quarter. Forced a Mecole Hardman fumble that was recovered by Rashaan Evans with less than 30 second remaining in the contest.
- At Indianapolis (10/31), saw action as a reserve on special teams.
- At L.A. Rams (11/7), played as a reserve on special teams.
- Against New Orleans (11/14), led the team with four special teams tackles on coverage units.
- Against Houston (11/21), saw action as a reserve on special teams.

- At New England (11/28), tied for the team lead with two special teams tackles.
- Against Jacksonville (12/12), played as a reserve on special teams and saw limited snaps at safety where he recorded a tackle in the shutout victory.
- At Pittsburgh (12/19), notched a special teams tackle on coverage units.
- Against San Francisco (12/23), played as a reserve on special teams.
- Against Miami (1/2), saw action as a reserve at safety in the fourth quarter and notched a tackle.
- At Houston (1/9), led the team with two special teams tackles on coverage units.
- Against Cincinnati (1/22), made his postseason debut and collected a special teams tackle on coverage units.

2020 (16/2 - N.Y. Jets): Selected as a team captain by his teammates prior to the start of the season. Appeared in all 16 games with two starts at safety. Registered 16 tackles, three passes defended and a team-best seven special teams stops.

- At Seattle (12/13), started at safety and posted a season-high eight tackles.

2019 (13/0 - N.Y. Jets): Appeared in 13 games primarily on special teams in his first season with the Jets. Collected a career-best eight special teams tackles.

- Against N.Y. Giants (11/10), posted two special teams tackles on coverage units.

2018 (5/1 - Indianapolis): Saw action in five games with a start at safety. Was placed on injured reserve on Oct. 12, 2018. Registered 17 tackles, an interception, four passes defended and a forced fumble. Notched two special teams tackles.

- At New England (10/4), recorded six tackles and picked off a Tom Brady pass intended for Chris Hogan in the third quarter. Deflected a Brady pass intended for Rob Gronkowski that was then intercepted by Najee Goode late in the third quarter.

2017 (16/15 - Indianapolis): Appeared in all 16 games for the second consecutive season with 15 starts at safety. Finished third on the squad with a career-best 95 tackles. Notched two interceptions, seven passes defended, a forced fumble and a fumble recovery. Added three special teams tackles.

- At L.A. Rams (9/10), made his first career start at safety and posted 10 tackles.
- At Seattle (10/1), collected 10 tackles and snared his first career interception off of Russell Wilson in the second quarter.
- Against Jacksonville (10/22), notched four tackles, a forced fumble and a fumble recovery.
- At Buffalo (12/10), posted nine tackles and an interception of Joe Webb late in the fourth quarter.

2016 (16/0 - Indianapolis): Appeared in all 16 games as a reserve during his rookie campaign. Played 80 percent of the Colts' special teams snaps, the 10th most in the league. Registered four tackles on defense and seven special teams stops.

- Against Detroit (9/11), made his NFL debut as a reserve on special teams.
- At N.Y. Jets (12/5), collected two special teams tackles on coverage units.

COLLEGE:

- Played in 52 games with 26 starts in four seasons at Notre Dame and

recorded 192 tackles, 9.5 tackles for loss, 3.5 sacks, eight interceptions, 13 passes defended and a forced fumble. Collected 40 or more tackles in all four years with the Fighting Irish.

- As a senior (2015), appeared in all 13 games with three starts and collected 41 tackles, one forced fumble, an interception and two passes defended.
- As a junior (2014), saw action in 13 games with four starts and set career highs with 53 tackles, 6.5 tackles for loss, 3.5 sacks, four interceptions and five passes defended. His four interceptions tied for the team lead and he ranked second on the team in sacks.
- As a sophomore (2013), played in 13 games with eight starts and recorded 49 tackles, two interceptions and five passes defended.
- As a redshirt freshman (2012), moved to safety and started a career-high 11 of 13 games played in his first year on defense. Helped Notre Dame finish the regular season 12-0 and earn spot in BCS National Championship Game. Tallied 49 tackles, two tackles for loss and an interception.
- As a freshman (2011), redshirted while beginning his collegiate career as a wide receiver.
- Graduated in May 2015 with a degree in Film, Television and Theatre from Notre Dame.

PERSONAL:

- Attended Christian (Charlotte, N.C.) High School where he helped lead team to a state title as a senior after they were state runners-up during his junior season.
- As a senior, earned All-State honors as a wide receiver and all-county honors as a defensive back from the Charlotte Observer as a senior. Registered 10 touchdown catches on offense and totaled 49 tackles and an interception on defense.
- Follow Farley on Twitter at @mfarley41.
- Born Matthias Farley on July 15, 1992 in Charlotte, N.C.

MATTHIAS FARLEY'S TITANS GAME-BY-GAME

2021 Tennessee Titans

Date	Opp	W/L	P/S	Tot	Solo	Asst	Sk	-Yds	QBP	TFL	Int	-Yds	-TD	PD	FF	FR	-Yds	SpT
Sept 12	Ari	L	p	0	0	0	0.0	0.0	0	0	0	0	0	0	0	0	0	0
Sept 19	@ Sea	W	p	0	0	0	0.0	0.0	0	0	0	0	0	0	0	0	0	0
Sept 26	Ind	W	p	0	0	0	0.0	0.0	0	0	0	0	0	0	0	0	0	1
Oct 3	@ NYJ	L	p	0	0	0	0.0	0.0	0	0	0	0	0	0	0	0	0	1
Oct 10	@ Jax	W	p	0	0	0	0.0	0.0	0	0	0	0	0	0	0	0	0	0
Oct 18	Buf	W	p	0	0	0	0.0	0.0	0	0	0	0	0	0	0	0	0	0
Oct 24	KC	W	p	3	2	1	0.0	0.0	0	0	0	0	0	1	1	0	0	0
Oct 31	@ Ind	W	p	0	0	0	0.0	0.0	0	0	0	0	0	0	0	0	0	0
Nov 7	@ LAR	W	p	0	0	0	0.0	0.0	0	0	0	0	0	0	0	0	0	0
Nov 14	NO	W	p	0	0	0	0.0	0.0	0	0	0	0	0	0	0	0	0	4
Nov 21	Hou	L	p	0	0	0	0.0	0.0	0	0	0	0	0	0	0	0	0	0

Nov 28	@ NE	L	p	0	0	0	0.0	0.0	0	0	0	0	0	0	0	0	0	2
Dec 12	Jax	W	p	1	1	0	0.0	0.0	0	0	0	0	0	0	0	0	0	0
Dec 19	@ Pit	L	p	0	0	0	0.0	0.0	0	0	0	0	0	0	0	0	0	1
Dec 23	SF	W	p	0	0	0	0.0	0.0	0	0	0	0	0	0	0	0	0	0
Jan 2	Mia	W	p	1	1	0	0.0	0.0	0	0	0	0	0	0	0	0	0	0
Jan 9	@ Hou	W	p	0	0	0	0.0	0.0	0	0	0	0	0	0	0	0	0	2
Totals				12-5	17/0	5	4	1	0.0	0.0	0	0	0	0	0	0	1	11
Playoffs																		
Jan 22	Cin	L	p	0	0	0	0.0	0.0	0	0	0	0	0	0	0	0	0	1
Totals				0-1	1/0	0	0	0	0.0	0.0	0	0	0	0	0	0	0	1

MATTHIAS FARLEY'S NFL STATISTICS

REGULAR SEASON			TACKLES								INTERCEPTIONS					FUMBLES			
Year	Team	GP	GS	Tot	Solo	Asst	Sk	Yds	QBP	TFL	No	Yds	Lg	TD	PD	FF	FR	Yds	SpT
2016	Indianapolis	16	0	4	4	0	0.0	0.0	NA	NA	0	0	0	0	0	0	0	0	7
2017	Indianapolis	16	15	95	58	37	0.0	0.0	NA	NA	2	9	9	0	7	1	1	0	3
2018	Indianapolis	5	1	17	10	7	0.0	0.0	NA	NA	1	7	7	0	4	1	0	0	2
2019	N.Y. Jets	13	0	0	0	0	0.0	0.0	NA	NA	0	0	0	0	0	0	0	0	8
2020	N.Y. Jets	16	2	16	6	10	0.0	0.0	NA	NA	0	0	0	0	3	0	0	0	7
2021	Tennessee	17	0	5	4	1	0.0	0.0	0	0	0	0	0	0	0	1	1	0	11
NFL Totals		83	18	137	82	55	0.0	0.0	0	0	3	16	9	0	14	3	2	0	38

PLAYOFFS			TACKLES								INTERCEPTIONS					FUMBLES			
Year	Team	GP	GS	Tot	Solo	Asst	Sk	Yds	QBP	TFL	No	Yds	Lg	TD	PD	FF	FR	Yds	SpT
2021	Tennessee	1	0	0	0	0	0.0	0.0	0	0	0	0	0	0	0	0	0	0	1
NFL Totals		1	0	0	0	0	0.0	0.0	0	0	0	0	0	0	0	0	0	0	1

Single-Game Highs

- Tackles - 10 (Three times, last vs. Denver 12/14/17)
- Interceptions - 1 (Three times, last at New England 10/4/18)
- Forced Fumble - 1 (Three times, last vs. Kansas City 10/24/21)
- Fumble Recovery - 1 (Twice, last vs. Kansas City 10/24/21)
- Passes Defensed - 2 (Three times, last vs. Cleveland 12/27/20)

Playoff Single-Game Highs

- Special Teams Tackles - 1 vs. Cincinnati (1/22/22)

Additional Statistics

- Pass Attempts - 1 for 1 for 6 yards vs. Arizona (9/12/21)



86 ANTHONY FIRKSER

TIGHT END • 6'2" • 246 LBS • COLLEGE: HARVARD
ACQUIRED: FREE AGENT - 2018 • NFL EXPERIENCE (NFL/TITANS): 4/4
HOMETOWN: MANALAPAN, N.J.
GAMES PLAYED/GAMES STARTED: 58/3 (PLAYOFFS: 5/0)

PRO: The Titans signed Anthony Firkser during the 2018 offseason to add competition and depth to the tight end position. The 6-foot-2-inch, 246-pounder out of Harvard appeared in 16 contests with one start during his third season in Tennessee in 2020. He was originally signed as a rookie free agent by the New York Jets following the 2017 NFL Draft and has also spent time on the Kansas City Chiefs practice squad.

CAREER HIGHLIGHTS:

- In 2020, Firkser appeared in all 16 games for the first time in his career and finished the season with career-highs in receptions (39) and receiving yards (387) to go along with one touchdown.
- Firkser recorded his first career 100-yard game in 2020 against Houston (10/18). He caught a career-high eight passes for 113 yards and one touchdown, including a career-long catch of 45.
- In his second season with the Titans, Firkser appeared in 15 games and posted 14 receptions for 204 yards with a touchdown.
- In 2019, Firkser made his postseason debut and appeared in all three games while leading the team with two touchdown catches. He became the first NFL player from Harvard to score a touchdown in a postseason game.
- In 2018, Firkser made his NFL debut against Houston (9/16) and scored his first career touchdown against New York Jets (12/2). He appeared in 12 contests on the season.

TITANS TIDBITS:

- In June 2021, Firkser hosted the Anthony Firkser Football Camp, a kids skills camp in Nashville, which benefitted the Caring Hearts organization that aims to help those living in poverty in Nashville and Mexico.
- Firkser grew up playing basketball and both roller and ice hockey at elite levels and didn't begin playing football until his sophomore year of high school.
- In the offseason, Firkser volunteers with his former high school football coach to help train and give advice to aspiring young football players in his hometown community of Manalapan, N.J.

CAREER TRANSACTIONS:

- The Manalapan, N.J., native was originally signed by the New York Jets as an undrafted free agent on May 5, 2017.
- Released by the Jets on Sept. 2, 2017.
- Signed by the Kansas City Chiefs to the team's practice squad on Nov. 29, 2017.
- Signed by the Chiefs to a future's contract on Jan. 8, 2018.
- Released by the Chiefs on April 30, 2018.
- Signed by the Titans as a free agent on May 14, 2018 following a rookie minicamp tryout.
- Waived by the Titans on Sept. 17, 2018 and signed to the team's practice squad a day later.
- Signed by the Titans to their active roster from the practice squad on Oct. 9, 2018.

SEASON RECAPS:

- 2021 (15/1, 1/0 - Tennessee):** Played in 15 games with one start at tight end and ranked third on the team with 34 receptions. Posted 291 receiving yards with two touchdowns. Was inactive for two games. Saw action as a reserve in the postseason contest. Tied for the team lead in receptions three times in 2021 (at JAX, vs. JAX, vs. MIA).
- Against Arizona (9/12), saw action as a reserve at tight end and hauled in three passes for 19 yards.
 - At Seattle (9/19), was inactive.

- Against Indianapolis (9/26), was inactive.
- At N.Y. Jets (10/3), started at tight end and snared three receptions for 23 yards.
- At Jacksonville (10/10), saw action as a reserve at tight end and tied for the team lead with three catches for 33 yards.
- Against Buffalo (10/18), played as a reserve at tight end and snared one pass for 11 yards.
- Against Kansas City (10/24), saw action as a reserve at tight end and notched one catch for nine yards.
- At Indianapolis (10/31), played as a reserve at tight end and snared one reception for eight yards. Extended the Titans' opening touchdown drive with an eight-yard reception on third-and-three in the first quarter. Recovered a pivotal fumble by Tyquan Lewis after a Ryan Tannehill interception in the second quarter, allowing the Titans to regain possession and score a 57-yard touchdown on the next play from scrimmage.
- At L.A. Rams (11/7), saw action as a reserve at tight end and caught one pass for seven yards.
- Against New Orleans (11/14), played as a reserve at tight end and hauled in one reception for two yards.
- Against Houston (11/21), saw action as a reserve at tight end and caught five passes for 26 yards. Credited with a fumble recovery for a touchdown in the fourth quarter, after Dontrell Hilliard caught a pass and fumbled the ball into the end zone, where Firkser recovered it for the score.
- At New England (11/28), played as a reserve at tight end and caught one pass for seven yards.
- Against Jacksonville (12/12), saw action as a reserve at tight end and tied for the team lead with four receptions for 34 yards. All four of his receptions resulted in first downs with three coming on third down. Kept the Titans' second scoring drive alive with a pair of third-down receptions from Ryan Tannehill: a five-yard hookup on third-and-three and an eight-yard catch on third-and-three in the second stanza. Converted a key third down with a 10-yard grab on third-and-nine during the Titans' final touchdown drive.
- At Pittsburgh (12/19), played as a reserve at tight end and snared two passes for 19 yards. Extended the Titans' final scoring drive with an 11-yard reception on third-and-seven in the second stanza.
- Against San Francisco (12/23), saw action as a reserve at tight end and caught one pass for 13 yards.
- Against Miami (1/2), played as a reserve at tight end and tied for the team lead with three catches for 24 yards with his first touchdown of the season. Reached 100 career receptions on his first catch of the game. Hauled in a 15-yard touchdown for a 24-3 lead midway through the fourth quarter.
- At Houston (1/9), saw action as a reserve at tight end and posted four receptions for a season-high 56 yards with a touchdown. Extended the Titans' initial touchdown drive with a 17-yard catch on third-and-seven in the second quarter. Gave the Titans a 7-0 lead with a five-yard touchdown grab on third-and-five in the second stanza. Kept the Titans' final touchdown drive alive with a 24-yard reception on third-and-six in the final quarter.
- Against Cincinnati (1/22), played as a reserve at tight end.

- 2020 (16/1, 1/0 - Tennessee):** Played in all 16 games with a start at tight end and ranked fourth on the team with a career-high 39 receptions and a career-best 387 receiving yards with a touchdown. Played as a reserve in the postseason contest and caught two passes for 44 yards. Registered a career-best eight receptions and 113 receiving yards against Houston (10/18/20). Led the team lead in receptions once in 2020 (vs. HOU). Led the team in receiving yards once in 2020 (vs. HOU).
- Against Jacksonville (9/20), played as a reserve at tight end and snared four catches for 45 yards. Extended the Titans' second touchdown drive

with a 14-yard grab on third-and-six in the first quarter. Hauled in a 16-yard pass setting up a 51-yard Stephen Gostkowski field goal as time expired in the first half. Drew a key pass interference penalty on third-and-five during the game-winning scoring drive in the fourth quarter.

- Against Buffalo (10/13), started at tight end and hauled in three passes for 19 yards. Kept the Titans' third touchdown drive alive with a 12-yard catch on third-and-four in the second quarter.
- Against Houston (10/18), played as a reserve at tight end and led the team with career-bests in receptions (8) and receiving yards (118) to go along with a touchdown. Totaled two catches for 30 yards during the game-tying drive late in the fourth quarter. Gave the Titans a 7-0 lead with a seven-yard touchdown catch in the opening stanza. Kept the Titans' third touchdown drive alive with a five-yard grab on third-and-five in the second quarter. Hauled in a career-long 45-yard reception over the middle in the third quarter.
- Against Chicago (11/8), saw action as a reserve at tight end and caught three passes for 19 yards. Extended the Titans' first touchdown drive with a nine-yard catch on third-and-seven in the second quarter. Extended the Titans' final touchdown drive with a 12-yard reception on third-and-four in the final stanza.
- Against Indianapolis (11/12), played as a reserve at tight end and caught one pass for five yards. Kept a Titans' scoring drive alive with a five-yard catch on third-and-two early in the second quarter.
- At Baltimore (11/22), saw action as a reserve at tight end and hauled in four receptions for 33 yards. Hauled in a 12-yard catch on third-and-10 late in the third quarter to extend a Titans' scoring drive.
- Against Cleveland (12/6), saw action as a reserve at tight end and grabbed five receptions for 51 yards. Extended a Titans' touchdown drive in the fourth quarter with a six-yard grab on third-and-five.
- Against Detroit (12/20), saw action as a reserve at tight end and snared one reception for 20 yards. Converted a critical third-and-11 to extend a touchdown drive with 20-yard reception late in the third quarter.
- At Houston (1/3), saw action as a reserve at tight end and snared two receptions for 18 yards in the Titans' division-clinching victory. Extended the Titans' opening touchdown drive of the second half with a 12-yard catch on third-and-10 in the third quarter.
- Against Baltimore (1/10), played as a reserve at tight end and snared two receptions for 44 yards. Extended the Titans' opening touchdown drive with a nine-yard grab on third-and-four. Kept the Titans' second scoring drive alive with a 35-yard catch-and-run reception on third-and-one in the first quarter.

2019 (15/1, 3/0 - Tennessee): Saw action in 15 games with one start at tight end and hauled in 14 passes for 204 yards with a touchdown. Was inactive for one contest. Played as a reserve in all three postseason games and snared three receptions for 45 yards with a team-best two receiving touchdowns. Tied for the team lead in receptions twice in 2019 (at IND, at NE). Led the team in receiving yards once in 2019 (at NE).

- At Denver (10/13), played as a reserve at tight end and snared one reception for 25 yards. Made a leaping 25-yard grab over the middle on third-and-12 late in the fourth quarter.
- Against L.A. Chargers (10/20), saw action as a reserve at tight end and hauled in one pass for 27 yards. Helped set up a Titans' touchdown with a 27-yard catch late in the third stanza.
- Against Tampa Bay (10/27), played as a reserve at tight end and hauled in three receptions for 43 yards.
- Against Kansas City (11/10), played as a reserve at tight end and snared three receptions for 36 yards with a touchdown. Cut the Chiefs' lead to 10-7 with a diving nine-yard touchdown catch in the second quarter. Set up the game-winning score with a 20-yard grab over the middle with less than a minute remaining in the fourth quarter.
- At Indianapolis (12/1), saw action as a reserve at tight end and tied for the team lead with three catches for 22 yards. Extended the Titans' opening touchdown drive with a four-yard grab on third-and-two in the first quarter.
- At Oakland (12/8), played as a reserve at tight end and hauled in one reception for 39 yards. Set up a Titans' field goal attempt with a career-long 39-yard reception late in the second quarter.
- Against Houston (12/15), made his first career start at tight end and posted one catch for seven yards.
- At New England (1/4), played as a reserve at tight end in his postseason debut and tied for the team lead with two catches for a team-best 23 yards and a touchdown. Became the first NFL player from Harvard to score a touchdown in a postseason game. Gave the Titans a 7-3 lead with a 12-yard touchdown grab on third-and-10 in the first quarter. Converted a key third-and-eight with an 11-yard catch along the sideline allowing the

offense to run more clock late in the fourth quarter.

- At Kansas City (1/19), played as a reserve at tight end and snared a touchdown. Cut the Chiefs' lead to 35-24 with a 22-yard touchdown reception in the final quarter.

2018 (12/0 - Tennessee): Played in 12 games in his first season with the Titans. Collected 19 receptions for 225 yards with a touchdown. Was inactive for one contest. Spent three weeks on the team's practice squad early in the season. Tied for the team lead in receptions twice in 2018 (vs. BAL, vs. NYJ). Tied for the team lead in receiving yards once in 2018 (at IND). Saw action in his first career NFL game against Houston (9/16/18). Registered his first career touchdown against N.Y. Jets (12/2/18).

- Against Houston (9/16), made his NFL debut as a reserve tight end and on special teams.
- Against Baltimore (10/14), played as a reserve at tight end and tied for the team lead with two receptions for 25 yards. Snared his first career reception on an 18-yard pass on third-and-six in the second quarter.
- Against New England (11/11), saw action as a reserve at tight end and hauled in one reception for 11 yards. Extended the Titans' third touchdown drive with a leaping, 11-yard grab on third-and-two late in the second quarter.
- At Indianapolis (11/18), played as a reserve at tight end and tied for the team lead with 44 receiving yards on three catches. Extended the Titans' touchdown drive with a 28-yard reception on third-and-eight in the fourth quarter.
- At Houston (11/26), saw action as a reserve at tight end and set career highs with four receptions and 52 receiving yards.
- Against N.Y. Jets (12/2), played as a reserve at tight end and snared three catches for 42 yards with his first career touchdown. Cut the Jets' lead to 16-6 with his first career touchdown, a 12-yard reception, just before halftime. Hauled in a 25-yard catch during the Titans' game-winning touchdown drive.
- Against Jacksonville (12/6), saw action as a reserve at tight end and snagged three passes for 27 yards. Kept the Titans' initial touchdown drive of the second half alive with a 10-yard catch on third-and-eight in the third quarter.
- Against Washington (12/22), saw action as a reserve at tight end and hauled in two receptions for 16 yards. Kept the Titans' second scoring drive alive with a 12-yard catch-and-run reception on third-and-11 in the second quarter.

2017 (0/0 - Kansas City): Spent training camp with the Jets but was released prior to the start of the regular season. Signed to the Chiefs practice squad for the final five weeks of the regular season and during the playoffs.

COLLEGE:

- Appeared in 29 games with 24 starts over four seasons at Harvard (2013-16) and caught 99 passes for 1,559 yards and 14 touchdowns. Ranks 12th all-time in school history in receptions, ninth all-time in receiving yards and sixth all-time in touchdown receptions. Named to the All-Ivy League second team as both a junior and sophomore.
- As a senior (2016), started all 10 games for Harvard and made 45 receptions for 702 yards and seven touchdowns.
- As a junior (2015), started nine games and caught 22 passes for 372 yards and three touchdowns. Named to the All-Ivy League second team for the second consecutive season.
- As a sophomore (2014), appeared in 10 games for Harvard and made 32 catches for 485 yards and four touchdowns. Tied for first on the team in touchdown receptions and ranked second on the squad in both catches and yards. Named to the All-Ivy second team.
- As a freshman (2013), did not see game action.
- Graduated from Harvard in 2017 with a degree in applied mathematics.

PERSONAL:

- Attended Manalapan (N.J.) High School, where he was named All-Shore Offensive Player of the Year as a senior wide receiver. Also was a two-time All-Shore first team selection.
- Set Manalapan's records in receptions (110), receiving yards (2,118) and touchdown receptions (19).
- Was also a four-year letter winner in basketball.
- He enjoys pencil drawings, jigsaw puzzles and playing online collectible card games.
- Brother, Josh, played football at Wagner.
- Son of Alex and Donna Firkser.

- Follow Firkser on Instagram at @asapfirk.
- Born Anthony Paul Firkser on Feb. 19, 1995 in Manalapan, N.J.

ANTHONY FIRKSER'S GAME-BY-GAME

2018 Tennessee Titans				RECEIVING					
Date	Opp.	W/L	P/S	No	Yds	Avg	Lg	TD	
Sept 9	@ Mia	L	IA						
Sept 16	Hou	W	p	0	0	-	0	0	
Sept 23	@ Jax	W	PS						
Sept 30	Phi	W	PS						
Oct 7	@ Buf	L	PS						
Oct 14	Bal	L	p	2	25	12.5	18	0	
Oct 21	@ LAC	L	p	0	0	-	0	0	
Nov 5	@ Dal	W	p	0	0	-	0	0	
Nov 11	NE	W	p	1	11	11.0	11	0	
Nov 18	@ Ind	L	p	3	44	14.7	28	0	
Nov 26	@ Hou	L	p	4	52	13.0	20	0	
Dec 2	NYJ	W	p	3	42	14.0	25	1	
Dec 6	Jax	W	p	3	27	9.0	16	0	
Dec 16	@ NYG	W	p	0	0	-	0	0	
Dec 22	Was	W	p	2	16	8.0	12	0	
Dec 30	Ind	L	p	1	8	8.0	8	0	
Totals		9-7	12/0	19	225	11.8	28	1	

2019 Tennessee Titans				RECEIVING					
Date	Opp.	W/L	P/S	No	Yds	Avg	Lg	TD	
Sept 8	@ Cle	W	p	0	0	-	0	0	
Sept 15	Ind	L	p	0	0	-	0	0	
Sept 19	@ Jax	L	p	0	0	-	0	0	
Sept 29	@ Atl	W	IA						
Oct 6	Buf	L	p	0	0	-	0	0	
Oct 13	@ Den	L	p	1	25	25.0	25	0	
Oct 20	LAC	W	p	1	27	27.0	27	0	
Oct 27	TB	W	p	3	43	14.3	23	0	
Nov 3	@ Car	L	p	0	0	-	0	0	
Nov 10	KC	W	p	3	36	12.0	20	1	
Nov 24	Jax	W	p	0	0	-	0	0	
Dec 1	@ Ind	W	p	3	22	7.3	13	0	
Dec 8	@ Oak	W	p	1	39	39.0	39	0	
Dec 15	Hou	L	S	1	7	7.0	7	0	
Dec 22	NO	L	p	0	0	-	0	0	
Dec 29	@ Hou	W	p	1	5	5.0	5	0	
Totals		9-7	15/1	14	204	14.6	39	1	
Playoffs									
Jan 4	@ NE	W	p	2	23	11.5	12t	1	
Jan 11	@ Bal	W	p	0	0	-	0	0	
Jan 19	@ KC	L	p	1	22	22.0	22t	1	
Totals		2-1	3/0	3	45	15.0	22t	2	

2020 Tennessee Titans				RECEIVING					
Date	Opp.	W/L	P/S	No	Yds	Avg	Lg	TD	
Sept 14	@ Den	W	p	2	5	2.5	6	0	
Sept 20	Jax	W	p	4	45	11.3	16	0	
Sept 27	@ Min	W	p	0	0	-	0	0	
Oct 13	Buf	W	S	3	19	6.3	12	0	
Oct 18	Hou	W	p	8	113	14.1	45	1	
Oct 25	Pit	L	p	2	7	3.5	4	0	
Nov 1	@ Cin	L	p	2	36	18.0	26	0	
Nov 8	Chi	W	p	3	19	6.3	12	0	
Nov 12	Ind	L	p	1	5	5.0	5	0	
Nov 22	@ Bal	W	p	4	33	8.3	12	0	
Nov 29	@ Ind	W	p	0	0	-	0	0	
Dec 6	Cle	L	p	5	51	10.2	14	0	
Dec 13	@ Jax	W	p	1	5	5.0	5	0	
Dec 20	Det	W	p	1	20	20.0	20	0	
Dec 27	@ GB	L	p	1	11	11.0	11	0	
Jan 3	@ Hou	W	p	2	18	9.0	12	0	
Totals		11-5	16/1	39	387	9.9	45	1	

Playoffs								
Jan 10	Bal	L	p	2	44	22.0	35	0
Totals		0-1	1/0	2	44	22.0	35	0

2021 Tennessee Titans				RECEIVING					
Date	Opp.	W/L	P/S	No	Yds	Avg	Lg	TD	
Sept 12	Ari	L	p	3	19	6.3	11	0	
Sept 19	@ Sea	W	IA						
Sept 26	Ind	W	IA						
Oct 3	@ NYJ	L	S	3	23	7.7	10	0	
Oct 10	@ Jax	W	p	3	33	11.0	14	0	
Oct 18	Buf	W	p	1	11	11.0	11	0	
Oct 24	KC	W	p	1	9	9.0	9	0	
Oct 31	@ Ind	W	p	1	8	8.0	8	0	
Nov 7	@ LAR	W	p	1	7	7.0	7	0	
Nov 14	NO	W	p	1	2	2.0	2	0	
Nov 21	Hou	L	p	5	26	5.2	7	0	
Nov 28	@ NE	L	p	1	7	7.0	7	0	
Dec 12	Jax	W	p	4	34	8.5	11	0	
Dec 19	@ Pit	L	p	2	19	9.5	11	0	
Dec 23	SF	W	p	1	13	13.0	13	0	
Jan 2	Mia	W	p	3	24	8.0	15t	1	
Jan 9	@ Hou	W	p	4	56	14.0	24	1	
Totals		12-5	15/1	34	291	8.6	24	2	

Playoffs								
Jan 22	Cin	L	p	0	0	-	0	0
Totals		0-1	1/0	0	0	-	0	0

ANTHONY FIRKSER'S NFL STATISTICS

REGULAR SEASON				RECEIVING					RUSHING				
Year	Team	GP	GS	No	Yds	Avg	Lg	TD	Att	Yds	Avg	Lg	TD
2017	Kansas City												
Practice Squad													
2018	Tennessee	12	0	19	225	11.8	28	1	0	0	-	0	0
2019	Tennessee	15	1	14	204	14.6	39	1	0	0	-	0	0
2020	Tennessee	16	1	39	387	9.9	45	1	0	0	-	0	0
2021	Tennessee	15	1	34	291	8.6	24	2	0	0	-	0	0
NFL Totals		58	3	106	1,107	10.4	45	5	0	0	-	0	0

PLAYOFFS				RECEIVING					RUSHING				
Year	Team	GP	GS	No	Yds	Avg	Lg	TD	Att	Yds	Avg	Lg	TD
2019	Tennessee	3	0	3	45	15.0	22t	2	0	0	-	0	0
2020	Tennessee	1	0	2	44	22.0	35	0	0	0	-	0	0
2021	Tennessee	1	0	0	0	-	0	0	0	0	-	0	0
NFL Totals		5	0	5	89	17.8	35	2	0	0	-	0	0

Single-Game Highs

Receptions - 8 vs. Houston (10/18/20)
 Receiving Yards - 113 vs. Houston (10/18/20)
 Long Reception - 45 vs. Houston (10/18/20)
 Touchdowns - **1 (Five times, last at Houston 1/9/22)**

Additional Career Statistics


Misc. Tackles - 1 (2020), **1 (2021)**
 Fumble Recovery - **3 (2021)**
 Fumble Recovery for Touchdown - **1 vs. Houston (11/21/21)**

Playoff Single-Game Highs

Receptions - 2 (Twice, last vs. Baltimore 1/10/21)
 Receiving Yards - 44 vs. Baltimore (1/10/21)
 Long Reception - 35 vs. Baltimore (1/10/21)
 Touchdowns - 1 (Twice, last at Kansas City 1/19/20)

Additional Career Playoff Statistics

Misc. Tackles - **1 (2021)**



10 DEZ FITZPATRICK

WIDE RECEIVER • 6'2" • 203 LBS • COLLEGE: LOUISVILLE
ACQUIRED: 4TH ROUND - 2021 • NFL EXPERIENCE (NFL/TITANS): ROOKIE
HOMETOWN: FARMINGTON HILLS, MICH.
GAMES PLAYED/GAMES STARTED: 4/0 (PLAYOFFS: 0/0)

PRO: The Titans selected Dez Fitzpatrick in the fourth round (109th overall) of the 2021 NFL Draft. The 6-foot-2-inch, 203-pounder brings a complete skill set to the wide receiver corps, excelling in route-running, stretching the defense in the vertical pass game, blocking in the run game and gaining yards after the catch. The Louisville product has also shown a knack for finding the end zone having posted 21 receiving touchdowns in his four seasons with the Cardinals.

CAREER HIGHLIGHTS:

- Fitzpatrick finished his Louisville career in the Top 10 in all-time Cardinals history with 154 receptions (ninth), 2,589 receiving yards (sixth) and 21 receiving touchdowns (fifth).
- As a senior in 2020, Fitzpatrick collected a career-best 833 receiving yards on 43 receptions with three touchdowns.
- As a redshirt freshman in 2017, Fitzpatrick excelled with Louisville signal caller Lamar Jackson under center. He set a collegiate career-high with 45 receptions for 699 yards and tied a Cardinals freshman record with a team-best nine touchdown grabs.

TITANS TIDBITS:

- Fitzpatrick's father, Greg, was a former CFL defensive back and played collegiately at Central State University.
- Fitzpatrick is a skilled juggler. He has mastered the technique of juggling one-handed off a wall.
- Growing up in Michigan, Fitzpatrick likes to ski and snowboard when he is away from the gridiron.
- Fitzpatrick is a childhood friend of and grew up playing football with L.A. Rams wide receiver Trishton Jackson.

CAREER TRANSACTIONS:

- The Farmington Hills, Mich., native was selected by the Titans in the fourth round (109th overall) of the 2021 NFL Draft.
- Waived by the Titans on Aug. 31, 2021 and signed to the team's practice squad a day later.
- Signed by the Titans to their active roster from the practice squad on Nov. 13, 2021.

SEASON RECAPS:

- 2021 (4/0, 0/0):** Saw action as a reserve in four games as a rookie and registered five catches for 49 yards with a touchdown. Spent the first nine weeks of the season on the team's practice squad before being signed to the active roster on Nov. 13. Spent two weeks on the reserve/COVID-19 list. Was inactive for two regular season games and the postseason contest. Made his NFL debut against New Orleans (11/14/21). Recorded his first touchdown reception against Houston (11/21/21).
- Against New Orleans (11/14), saw action in his first NFL contest as a reserve at wide receiver and posted his first career reception.
 - Against Houston (11/21), played as a reserve at wide receiver and caught three passes for 35 yards with his first career touchdown. Hauled in his first career touchdown on an 18-yard strike from Ryan Tannehill late in the third quarter. Extended the Titans' final scoring drive with a five-yard catch on third-and-four in the fourth quarter.
 - At New England (11/28), saw action as a reserve at wide receiver and snared one reception for 14 yards.
 - Against Jacksonville (12/12), was inactive.
 - At Pittsburgh (12/19), missed the game on the reserve/COVID-19 list.
 - Against San Francisco (12/23), missed the game on the reserve/COVID-19 list.

- Against Miami (1/2), played as a reserve at wide receiver.
- At Houston (1/9), was inactive.
- Against Cincinnati (1/22), was inactive.

COLLEGE:

- Played four seasons at Louisville (2017-20) and recorded 154 receptions for 2,589 yards with 21 touchdowns during his career. His 154 receptions ranked ninth in Louisville annals and his 2,589 receiving yards ranked sixth in Cardinals history. He tied for fifth in program history with 21 career touchdown catches and tied for 10th in team annals with eight 100-yard receiving games. Fitzpatrick averaged 16.8 yards a reception for his career.

AS A SENIOR (2020), appeared in 11 games with nine starts and finished the season with 43 catches for 833 yards and three touchdowns.

- Against Western Kentucky (9/12), caught four passes for 110 yards, including a 70-yard touchdown.
- Against Virginia Tech (10/31), caught five passes for a then career-best 158 yards, including a career-long 82 yard touchdown reception.
- At Virginia (11/14), led the Cardinals with five receptions for 71 yards.
- At Boston College (11/28), had his best career output with 182 yards on eight catches with a score. Hauled in a 69-yard touchdown pass from Malik Cunningham late in the fourth quarter.

AS A JUNIOR (2019), played in 13 games with 12 starts and finished second on the team with 35 receptions for 635 yards and six touchdowns.

- At Florida State (9/21), caught seven passes for 133 yards, including a then career-long 74-yard touchdown.
- Against Boston College (10/5), grabbed five passes for 108 yards and a touchdown.
- At Wake Forest (10/12), totaled five receptions for 125 yards and two touchdowns. Scored on receptions of 15 and 50 yards in the 62-59 victory.
- At North Carolina State (11/16), made four catches for 72 yards, including a 43-yard touchdown.

AS A SOPHOMORE (2018), played in 12 games with six starts and finished second on the team with 31 receptions for 422 yards and three touchdowns.

- At Virginia (9/22), led the team with five receptions for 62 yards in the loss, including an 18-yard reception.
- Against Florida State (9/29), caught four passes for 45 yards with a touchdown. Scored on a three-yard reception with 10 seconds remaining in the second quarter.
- Against Georgia Tech (10/5), recorded four receptions for 58 yards, including a 42-yard touchdown reception.
- At Syracuse (11/9), posted two catches for 56 yards with a touchdown. Scored on a 13-yard touchdown throw from Jawon Pass.

AS A REDSHIRT FRESHMAN (2017), saw action in all 13 games with seven starts and finished second on the team with 45 catches for 699 yards and a team-best nine touchdown catches which tied a Louisville freshman record. Played alongside Heisman trophy finalist Lamar Jackson. Named All-ACC honorable mention.

- Against Purdue (9/2), caught four passes for 95 yards and a touchdown. His first collegiate touchdown was a 20-yard reception in the fourth quarter to put the Cardinals ahead 32-28.
- At North Carolina (9/9), grabbed four receptions for 78 yard and a pair of touchdowns.
- At North Carolina State (10/5), had season-highs of 10 catches and 134

DEZ FITZPATRICK'S NFL STATISTICS

REGULAR SEASON

Year	Team				RECEIVING					RUSHING			
		GP	GS	No	Yds	Avg	Lg	TD	Att	Yds	Avg	Lg	TD
2021	Tennessee	4	0	5	49	9.8	18t	1	0	0	-	0	0
NFL Totals		4	0	5	49	9.8	18t	1	0	0	-	0	0

PLAYOFFS

Year	Team				RECEIVING					RUSHING			
		GP	GS	No	Yds	Avg	Lg	TD	Att	Yds	Avg	Lg	TD
2021	Tennessee	0	0	0	0	-	0	0	0	0	-	0	0
NFL Totals		0	0	0	0	-	0	0	0	0	-	0	0

Single-Game Highs

Receptions - **3 vs. Houston (11/21/21)**
 Receiving Yards - **35 vs. Houston (11/21/21)**
 Long Reception - **18t vs. Houston (11/21/21)**
 Receiving Touchdown - **1 vs. Houston (11/21/21)**

Additional Statistics

Misc Tackles - **1 (2021)**



7 D'ONTA FOREMAN

RUNNING BACK • 6'1" • 236 LBS • COLLEGE: TEXAS
ACQUIRED: FREE AGENT - 2021 • NFL EXPERIENCE (NFL/TITANS): 4/1
HOMETOWN: TEXAS CITY, TEXAS
GAMES PLAYED/GAMES STARTED: 26/4 (PLAYOFFS: 2/0)

PRO: The Titans originally signed D'Onta Foreman to the practice squad during Week 4 of the 2020 season to bring depth and experience to the running back corps. He was brought back to the team midway through the 2021 campaign after Derrick Henry suffered an injury. The 6-foot-1-inch, 236-pounder was originally drafted by the Houston Texans in the third round (89th overall) of the 2017 NFL Draft. The University of Texas product appeared in 11 NFL contests with one start over two seasons (2017-18) for the Texans and posted 326 rushing yards on 85 carries with two rushing touchdowns, as well as eight catches for 111 yards with a receiving score. He saw action as a reserve in six games with the Titans in 2020. The Texas City, Texas native has also spent time with the Indianapolis Colts and Atlanta Falcons.

TITANS TIDBITS:

- Foreman was a consensus All-American in 2016, making him the first Texas running back to earn those honors since Ricky Williams in 1998. Foreman also won the 2016 Doak Walker Award, the 2016 Earl Campbell Tyler Rose Award, and was a 2016 Heisman Trophy candidate.
- His twin brother, Armanti, was a wide receiver for the Longhorns.
- Foreman's son, D'Onta Jr., was born prematurely in September 2016 and passed away on Nov. 5, 2016 due to an intestinal infection. On the day of his passing, Foreman carried Texas to a road win at Texas Tech and rushed 33 times for 341 yards and three touchdowns, all career-high marks. "It was just something about that game, it was like, 'I'm doing it for my son. I'm leaving it all out here,'" Foreman said.
- Foreman founded the D'Onta Foreman Family Foundation, which advocates for fathers to become more involved in their children's lives.

CAREER TRANSACTIONS:

- The Texas City, Texas native was originally selected by the Houston Texans in the third round (89th overall) of the 2017 NFL Draft.
- Waived by the Texans on Aug. 4, 2019.
- Claimed off of waivers by the Indianapolis Colts on Aug. 5, 2019.
- Waived by the Colts on Aug. 24, 2019.
- Signed by the Titans to the team's practice squad on Sept. 29, 2020.
- Activated from the practice squad to the active roster standard elevation on Oct. 31, 2020.
- Signed by the Titans to their active roster from the practice squad on Nov. 7, 2020.
- Signed by the Atlanta Falcons as a free agent on Aug. 9, 2021.
- Released by the Falcons on Aug. 31, 2021 and signed to the team's practice squad a day later.
- Released by the Falcons from their practice squad on Sept. 3, 2021.
- Signed by the Titans to their practice squad on Nov. 2, 2021.
- Signed by the Titans to their active roster from the practice squad on Nov. 6, 2021.

SEASON RECAPS:

2021 (9/3, 1/0 - Tennessee): Appeared in nine games with three starts at running back after being signed as a free agent on Nov. 2. Ranked second on the team with a career-high 566 rushing yards on 133 carries with three touchdowns. Snared nine receptions for 123 yards. Played as a reserve in the postseason contest and led the team with 66 rushing yards on four carries. Led the team in rushing yards seven times in 2021 (at LAR, vs. NO, vs. JAX, at PIT, vs. MIA, at HOU, vs. CIN). Has three career 100-yard rushing performances (including the playoffs), all coming in 2021 (at NE, at PIT, vs. MIA)

- At L.A. Rams (11/7), made his season debut as a reserve at running back

and led the team with 29 rushing yards on five carries.

- Against New Orleans (11/14), started at running back and led the team with 30 rushing yards on 11 carries. Hauled in two receptions for 48 yards, including a career-long 39-yard catch. Set up the Titans' final field goal with a 39-yard reception on a screen to the Saints' nine-yard line early in the fourth quarter.
- Against Houston (11/21), played as a reserve at running back and carried the ball seven times for 25 yards. Hauled in one reception for 15 yards.
- At New England (11/28), played as a reserve at running back and rushed a career-high 19 times for a career-best 109 yards. Caught one pass for three yards out of the backfield. Combined with Dontrell Hilliard (131 rushing yards) to become the franchise's first duo with at least 100 rushing yards each in the same game since Chris Johnson and LenDale White in 2008.
- Against Jacksonville (12/12), started at running back and led the team with 47 rushing yards on 13 carries with a touchdown. Caught two passes for 15 yards out of the backfield. Gave the Titans an early 7-0 lead with a five-yard touchdown run off left guard in the opening quarter.
- At Pittsburgh (12/19), played as a reserve at running back and led the team with 108 rushing yards on a career-high 22 carries. Hauled in two receptions for 27 yards. Kept the Titans' second scoring drive alive with an eight-yard rush up the middle on third-and-one in the first quarter. Extended the Titans' final scoring drive with a one-yard rumble off left tackle on third-and-one in the second stanza.
- Against San Francisco (12/23), saw action as a reserve at running back and carried the ball nine times for 17 yards with a touchdown. Evened the score at 10-10 with a three-yard touchdown run in the third quarter.
- Against Miami (1/2), led the team with a career-best 132 rushing yards on a career-high 26 carries with a touchdown. Registered his third 100-yard rushing performance in a five-game span. Set up the Titans' first touchdown with a 14-yard run to the Miami one-yard line in the first quarter. Gave the Titans a 17-3 lead with a 21-yard touchdown run off right tackle in the second quarter. Took a direct snap and rumbled 35 yards to the Miami 14-yard line setting up the Titans' third touchdown of the afternoon.
- At Houston (1/9), started at running back and led the team with 69 rushing yards on 21 carries. Hauled in a 15-yard reception out of the backfield.
- Against Cincinnati (1/22), saw action as a reserve at running back and led the team with 66 rushing yards on four carries. Rumbled for a 45-yard rush up the middle to the Bengals' nine-yard line in the third quarter. It was his longest career run in either the regular season or postseason.

2020 (6/0, 0/0 - Tennessee): Appeared in six games in his first season with the Titans. Rushed 22 times for 95 yards and caught a five-yard touchdown pass. Was inactive for four games. Spent three weeks on the team's practice squad. Was elevated to the active roster from the practice squad on gameday once. Was inactive for the postseason contest.

- At Cincinnati (11/1), made his Titans debut as a reserve at running back and rushed five times for 37 yards. It was his first appearance in an NFL contest since 2018.
- Against Chicago (11/8), played as a reserve at running back and carried the ball five times for 11 yards.
- Against Indianapolis (11/12), saw action as a reserve at running back and rushed seven times for 18 yards while adding a touchdown reception. Gave the Titans and early 7-0 lead with a five-yard touchdown catch in the right flat in the opening stanza.
- At Baltimore (11/22), saw limited action at running back and rushed once for one yard.
- At Indianapolis (11/29), played as a reserve at running back and rushed four times for 28 yards.

2019 (0/0 - Indianapolis): Spent a portion of training camp with the Colts before being waived-injured.

2018 (1/0; 1/0 - Houston): Appeared in one game and one postseason contest while with the Houston Texans. Finished with two receptions for 28 yards and one touchdown, and rushed seven times for -1 yard in the regular season. Carried the ball once for three yards in the playoffs. Was on the physically unable to perform list Weeks 1-13. Was inactive for Weeks 14-15 and Week 17.

- At Philadelphia (12/23), caught two passes for 28 yards and one touchdown, his first career receiving score, in his season debut.
- Against Indianapolis on Wild Card Weekend (1/5/19), carried the ball once for three yards.

2017 (10/1 - Houston): Saw action in 11 games with one start as a rookie before being placed on injured reserve. Rushed 78 times for 327 yards and two touchdowns, and caught six passes for 83 yards.

- Against Jacksonville (9/10), made his NFL debut and carried the ball once for four yards.
- At New England (9/24), tallied eight rushes for 25 yards and made two catches for a career-best 65 yards. Led the team with 90 all-purpose yards.
- Against Tennessee (10/1), recorded a career-high 13 carries for 45 yards.
- Against Cleveland (10/15), carried the ball 12 times for 59 yards including a career-long 39-yard gain.
- At Los Angeles Rams (11/12), made his first career start and rushed seven times for 18 yards.
- Against Arizona (11/19), carried the ball 10 times for a career-high 65 yards and two touchdowns. Also caught three passes for 15 yards.

COLLEGE:

- Played in 28 games with 10 starts over three seasons at the University of Texas (2014-16). Totaled 433 carries for 2,782 yards and 20 touchdowns as a Longhorn. His 2,782 rushing yards ranks ninth in school history. Posted 15 career 100-yard rushing games, including a school-best 13 consecutive performances to end his career at Texas. Added 13 receptions for 146 yards.
- As a junior (2016), appeared in 11 games with 10 starts and carried the ball 323 times for 2,028 yards and 15 touchdowns. Posted 100-yard rushing games in all 11 contests. Added seven catches for 75 yards. His 2,028 rushing yards were the second-most in program history and in the top 20 for most in a single season in NCAA history. Was a consensus All-American, making him the first Texas running back to earn that honor since Ricky Williams in 1998. Awarded the 2016 Doak Walker Award, the 2016 Earl Campbell Tyler Rose Award, and finished eighth in Heisman Trophy voting.

Was a unanimous first-team All-Big 12 selection by conference coaches and Associated Press. Earned first-team All-American recognition by Associated Press, Sporting News, Football Writers Association of America, American Football Coaches Association, ESPN.com, Sports Illustrated, FOX Sports, CBS Sports, Phil Steele and USA Today.

- As a sophomore (2015), saw action in 10 games and rushed 95 times for 681 yards and five touchdowns. Added five receptions for 64 yards. Finished eighth in the Big 12 with a team-high 681 rush yards. Ranked seventh in the league with four 100-yard games. Earned second-team Academic All-Big 12 recognition.
- As a true freshman (2014), played in seven games as a reserve and on special teams. Rushed 15 times for 73 yards and caught one seven-yard pass.

PERSONAL:

- Attended Texas City (Texas) High School where he rushed for 4,382 yards and 61 touchdowns in his career.
- Four-time district honoree and named second-team 4A All-State as a running back by the Associated Press as a senior in 2013 after rushing for 2,102 yards and 31 touchdowns on 202 carries.
- Shared District 24-4A MVP honors with his twin brother, Armanti, in 2013.
- Tabbed first-team All-District 24-4A as a running back and second-team All-District 24-4A as a linebacker as a junior in 2012. Rushed 112 times for 1,073 and 18 touchdowns.
- Ranked as the No. 67 running back nationally and No. 143 player in Texas by 247 Sports.
- Son of Derrick Foreman and Shawn Smith. Has one brother, Armanti. Has a daughter, Nike, and a son, Master.
- Follow Foreman on Twitter @D33_foreman and Instagram at @iamdeeforeman.
- Born D'Onta Foreman on April 24, 1996 in Texas City, Texas.

D'ONTA FOREMAN'S GAME-BY-GAME

2017 Houston Texans				RUSHING				RECEIVING					
Date	Opp	W/L	P/S	Att	Yds	Avg	Lg	TD	No	Yds	Avg	Lg	TD
Sept 10	Jax	L	p	1	4	4.0	4	0	0	0	-	-	0
Sept 14	@ Cin	W	p	12	40	3.3	9	0	0	0	-	-	0
Sept 24	@ NE	L	p	8	25	3.1	5	0	2	65	32.5	34	0
Oct 1	Ten	W	p	13	45	3.5	16	0	0	0	-	-	0
Oct 8	KC	L	p	4	34	8.5	25	0	1	3	3.0	3	0
Oct 15	Cle	W	p	12	59	4.9	39	0	0	0	-	-	0
Oct 29	@ Sea	L	p	0	0	-	-	0	0	0	-	-	0
Nov 5	Ind	L	p	11	37	3.4	8	0	0	0	-	-	0
Nov 12	@ LAR	L	S	7	18	2.6	6	0	0	0	-	-	0
Nov 19	Ari	W	p	10	65	6.5	34t	2	3	15	5.0	8	0
Nov 27	@ Bal	Placed on injured reserve on Nov. 22, 2017							6	83	13.8	34	0
Totals	4-12	10/1		78	327	4.2	39	2					

2018 Houston Texans				RUSHING				RECEIVING					
Date	Opp	W/L	P/S	Att	Yds	Avg	Lg	TD	No	Yds	Avg	Lg	TD
Sept 9	@ NE	L	PUP										
Sept 16	@ Ten	L	PUP										
Sept 23	NYG	L	PUP										
Sept 30	@ Ind	W	PUP										
Oct 7	Dal	W	PUP										
Oct 14	Buf	W	PUP										
Oct 21	@ Jax	W	PUP										
Oct 25	Mia	W	PUP										
Nov 4	@ Den	W	PUP										
Nov 18	@ Was	W	PUP										
Nov 26	Ten	W	PUP										
Dec 2	Cle	W	PUP										
Dec 9	Ind	L	IA										
Dec 15	@ NYJ	W	IA										
Dec 23	@ Phi	L	p	7	-1	-0.1	2	0	2	28	14.0	20t	1
Dec 30	Jax	W	IA										
Totals	11-5	1/0		7	-1	-0.1	2	0	2	28	14.0	20t	1
Playoffs													
Jan 5	Ind	L	p	1	3	3.0	3	0	0	0	-	-	0
Totals	0-1	1/0		1	3	3.0	3	0	0	0	-	-	0

2020 Tennessee Titans				RUSHING				RECEIVING					
Date	Opp	W/L	P/S	Att	Yds	Avg	Lg	TD	No	Yds	Avg	Lg	TD
Oct 13	Buf	W	PS										
Oct 18	Hou	W	PS										
Oct 25	Pit	L	PS										
Nov 1	@ Cin	L	p	5	37	7.4	15	0	0	0	-	0	0
Nov 8	Chi	W	p	5	11	2.2	3	0	0	0	-	0	0
Nov 12	Ind	L	p	7	18	2.6	8	0	1	5	5.0	5t	1
Nov 22	@ Bal	W	p	1	1	1.0	1	0	0	0	-	0	0
Nov 29	@ Ind	W	p	4	28	7.0	12	0	0	0	-	0	0
Dec 6	Cle	L	p	0	0	-	0	0	0	0	-	0	0
Dec 13	@ Jax	W	IA										
Dec 20	Det	W	IA										
Dec 27	@ GB	L	IA										
Jan 3	@ Hou	W	IA										
Totals	8-5	6/0		22	95	4.3	15	0	1	5	5.0	5t	1

2021 Tennessee Titans				RUSHING				RECEIVING					
Date	Opp	W/L	P/S	Att	Yds	Avg	Lg	TD	No	Yds	Avg	Lg	TD
Nov 7	@ LAR	W	p	5	29	5.8	11	0	0	0	-	0	0
Nov 14	NO	W	S	11	30	2.7	6	0	2	48	24.0	39	0
Nov 21	Hou	L	p	7	25	3.6	9	0	1	15	15.0	15	0
Nov 28	@ NE	L	p	19	109	5.7	30	0	1	3	3.0	3	0
Dec 12	Jax	W	S	13	47	3.6	8	1	2	15	7.5	11	0
Dec 19	@ Pit	L	p	22	108	4.9	20	0	2	27	13.5	18	0
Dec 23	SF	W	p	9	17	1.9	8	1	0	0	-	0	0
Jan 2	Mia	W	p	26	132	5.1	35	1	0	0	-	0	0
Jan 9	@ Hou	W	S	21	69	3.3	16	0	1	15	15.0	15	0
Totals	6-3	9/3		133	566	4.3	35	3	9	123	13.7	39	0

2021 Tennessee Titans				RUSHING				RECEIVING					
Date	Opp	W/L	P/S	Att	Yds	Avg	Lg	TD	No	Yds	Avg	Lg	TD
Jan 22	Cin	L	p	4	66	16.5	45	0	0	0	-	0	0
Totals	0-1	1/0		4	66	16.5	45	0	0	0	-	0	0

D'ONTA FOREMAN'S NFL STATISTICS

REGULAR SEASON		RUSHING				RECEIVING							
Year	Team	GP	GS	No	Yds	Avg	Lg	TD	Att	Yds	Avg	Lg	TD
2017	Houston	10	1	78	327	4.2	39	2	6	83	13.8	34	0
2018	Houston	1	0	7	-1	-0.1	2	0	2	28	14.0	20t	1
2020	Tennessee	6	0	22	95	4.3	15	0	1	5	5.0	5t	1
2021	Tennessee	9	3	133	566	4.3	35	3	9	123	13.7	39	0
NFL Totals		26	4	240	987	4.1	39	5	18	239	13.3	39	2

PLAYOFFS		RUSHING				RECEIVING							
Year	Team	GP	GS	No	Yds	Avg	Lg	TD	Att	Yds	Avg	Lg	TD
2018	Houston	1	0	1	3	3.0	3	0	0	0	-	0	0
2020	Tennessee	0	0	0	0	-	0	0	0	0	-	0	0
2021	Tennessee	1	0	4	66	16.5	45	0	0	0	-	0	0
NFL Totals		2	0	5	69	13.8	45	0	0	0	-	0	0

Single-Game Highs

Rushes - **26 vs. Miami (1/2/22)**
 Rushing Yards - **132 vs. Miami (1/2/22)**
 Long Rush - 39 vs. Cleveland (10/15/17)
 Rushing Touchdowns - 2 vs. Arizona (11/19/17)
 Receptions - 3 vs. Arizona (11/19/17)
 Receiving Yards - 65 at New England (9/24/17)
 Long Reception - **39 vs. New Orleans (11/14/21)**
 Receiving Touchdowns - 1 (Twice, last vs. Indianapolis 11/12/20)

Playoff Single-Game Highs

Rushes - **4 vs. Cincinnati (1/22/22)**
 Rushing Yards - **66 vs. Cincinnati (1/22/22)**
 Long Rush - **45 vs. Cincinnati (1/22/22)**

Additional Statistics

Fumble Recoveries - **1 (2021)**



26 KRISTIAN FULTON

CORNERBACK • 5'11" • 197 LBS • COLLEGE: LOUISIANA STATE
ACQUIRED: 2ND ROUND - 2020 • NFL EXPERIENCE (NFL/TITANS): 2/2
HOMETOWN: NEW ORLEANS, LA.
GAMES PLAYED/GAMES STARTED: 19/15 (PLAYOFFS: 2/1)

PRO: The Titans selected Kristian Fulton with the 61st overall pick in the second round of the 2020 NFL Draft. The 5-foot-11 inch, 197-pound defender displays excellent speed when defending vertical routes and has the versatility to play both outside and in the slot. As a rookie in 2020, Fulton saw action in six games and notched 16 tackles, a sack and an interception. The New Orleans, La., native helped guide Louisiana State to a CFP National Championship title as a senior in 2019.

CAREER HIGHLIGHTS:

- As a senior in 2019, Fulton helped LSU secure a National Championship victory over Clemson with a career-high six tackles and one pass defended. He earned second-team All-SEC honors as a senior.

TITANS TIDBITS:

- Fulton and his older brother, Keith, opened an urban wear boutique in Nashville called The Trenches in March 2021. The store which is located on Buchanan Street features a unique blend of fashion, footwear and art. None of the clothing brands in The Trenches are mainstream names. Instead, the store features rising designers from New Orleans and other cities across the country. A large variety of sneakers make up another part of the boutique's unique formula.
- Fulton's older brother, Keith, played wide receiver at Louisiana State. Kristian and Keith were teammates in 2018.
- Fulton wears jersey No. 26 to fuel his competitive fire. "It just reminds me every day that I had eight corners selected before me," Fulton told the Official Titans Podcast. Two plus six equals eight, "So, if you add it up, it's a reminder for me every day."
- His grandfather, Louis Fulton, passed away from coronavirus complications on April 6, 2020, just 18 days before Fulton was drafted.
- Fulton was college roommates with current Titans wide receiver Racey McMath while they were at Louisiana State.

CAREER TRANSACTIONS:

- The New Orleans, La., native was selected by the Titans in the second round (61st overall) of the 2020 NFL Draft.

SEASON RECAPS:

2021 (13/13, 1/1): Started 13 games at cornerback and led the team with 14 passes defended. Registered 40 tackles and two interceptions. Placed on injured reserve on Oct. 18 and missed four games before being activated from injured reserve designated to return on Nov. 10. Started the postseason contest and posted six tackles. Led or tied for the team lead in passes defended eight times in 2021 (vs. ARI, at SEA, at NYJ, vs. NO, at NE, vs. JAX, vs. SF, vs. MIA).

- Against Arizona (9/12), started at cornerback and collected three tackles and a team-high two passes defended. Defended a pass intended for A.J. Green in the end zone midway through the first quarter. Broke up a pass intended for Green in the third stanza.
- At Seattle (9/19), started at cornerback and posted a tackle and a pass defended. Ended a Seahawks' drive by breaking up a deep pass intended for D.K. Metcalf on third-and-two in the fourth quarter.
- Against Indianapolis (9/26), started at cornerback and tallied four tackles and a pass defended. Halted a Colts' drive by breaking up a pass intended for Michael Pittman Jr. in the first quarter.
- At N.Y. Jets (10/3), started at cornerback and notched three tackles and an interception. Intercepted a Zach Wilson pass intended for Corey Davis in the second quarter.
- At Jacksonville (10/10), started at cornerback and compiled five tackles

and a pass defended before leaving the game in the fourth quarter with an injury. Defended a third-and-eight pass intended for Jamal Agnew late in the second quarter.

- Against New Orleans (11/14), returned to the lineup as a starter at cornerback and collected two tackles and a team-best two passes defended. Broke up a pass intended for Taysom Hill early in the third quarter. Defended a pass intended for Tre'Quan Smith in the final quarter.
- Against Houston (11/21), started at cornerback and totaled three tackles.
- At New England (11/28), recorded four tackles with a pass defended. Broke up a pass intended for Jakobi Meyers in the third stanza.
- Against Jacksonville (12/12), posted four tackles, an interception and another pass defended in the shutout victory. Intercepted a Trevor Lawrence deep pass intended for Jaydon Mickens on third-and-eight in the fourth quarter. Broke up a pass intended for Laquon Treadwell in the final stanza.
- At Pittsburgh (12/19), notched three tackles.
- Against San Francisco (12/23), tallied two tackles and a pass defended. Broke up a pass intended for Kyle Juszczyk in the fourth quarter.
- Against Miami (1/2), notched three tackles and a team-best two passes defended. Broke up a pass intended for DeVante Parker in the first quarter. Knocked loose a pass intended for Mike Gesicki in the second quarter.
- At Houston (1/9), compiled three tackles.
- Against Cincinnati (1/22), made his first career postseason start at cornerback and posted six tackles.

2020 (6/2, 1/0): Played in six games with two starts at cornerback as a rookie and registered 16 tackles, an interception and a sack. Was inactive for three games. Placed on injured reserve on Oct. 31 and missed seven games. Activated from injured reserve designated to return on Dec. 15. Saw action as a reserve in the postseason contest. Made his NFL debut at Denver (9/14/20). Collected his first career interception against Jacksonville (9/20/20). Made his first career start against Houston (10/18/20). Tied for the team lead in sacks once in 2020 (at MIN).

- At Denver (9/14), played as a reserve at cornerback in his first NFL contest and collected four tackles.
- Against Jacksonville (9/20), saw action as a reserve at cornerback and posted three tackles and his first career NFL interception. Registered his first career interception off a deflected Gardner Minshew II pass and raced 44 yards to the Jaguars' 30-yard line setting up the Titans second touchdown.
- At Minnesota (9/27), played as a reserve at cornerback and registered two tackles, a sack and a quarterback pressure. Posted his first career sack by dropping Kirk Cousins for a seven-yard loss in the final quarter.
- Against Houston (10/18), made his first career start at cornerback and produced three tackles.
- Against Pittsburgh (10/25), started at cornerback and registered three tackles before leaving the game late in the second quarter with an injury.
- At Houston (1/3), returned to the lineup as a reserve at cornerback and notched a tackle in the Titans' division-clinching victory.
- Against Baltimore (1/10), played as a reserve at cornerback in his postseason debut.

COLLEGE:

- During a three-year career at Louisiana State, played in 28 games with 25 starts and totaled 65 tackles, two tackles for loss, 25 passes defended, two interceptions and one forced fumble.
- As a senior (2019), started all 15 games and posted 38 tackles, one tackle for loss, 15 passes defended and one interception. Earned second team All-SEC by the Associated Press.

- As a junior (2018), started 10 games and tallied 25 tackles, one tackle for loss, 10 passes defended, one interception and one forced fumble.
- As a sophomore (2017), did not see game action.
- As a freshman (2016), appeared in three games and totaled two tackles.
- Graduated from Louisiana State in December 2019 with a degree in sports administration.

Meek Mill and Kodak Black.

- Follow Fulton on Twitter and Instagram at @Kriss1_.
- Son of Michelle and Keith Fulton.
- Has two brothers and one sister.
- Born Kristian Michael Shaw Fulton on Sept. 3, 1998 in New Orleans, La.

PERSONAL:

- Attended Archbishop Rummel (Metairie, La.) High School where he was a five-star prospect by 247Sports and a four-star prospect by Rivals, Scouts and ESPN.
- Listed as the No. 1 overall prospect in Louisiana by Rivals and 247 Sports, and the No. 3 corner in the nation by ESPN and Scout.
- Earned Defensive Player of the Year honors on the New Orleans Times Picayune All-Metro list as a senior.
- Named the New Orleans Advocate's Defensive Player of the Year as a junior after tallying 11 interceptions.
- Also played basketball and ran track (hurdles, long jump and triple jump).
- List of favorites: (TV show) "Snowfall," "Power," "Ozark," and "Martin"; (movies) "Harlem Nights," "Maze Runner," and "Harry Potter"; (musicians)

KRISTIAN FULTON'S GAME-BY-GAME

2020 Tennessee Titans

Date	Opp	W/L	P/S	Tot	Solo	Asst	Sk	- Yds	QBP	TFL	Int-	Yds	-TD	PD	FF	FR	- Yds	SpT	
Sept 14	@ Den	W	p	4	3	1	0.0	0.0	0	0	0	0	0	0	0	0	0	0	0
Sept 20	Jax	W	p	3	3	0	0.0	0.0	0	0	1	44	0	1	0	0	0	0	0
Sept 27	@ Min	W	p	2	2	0	1.0	7.0	1	1	0	0	0	0	0	0	0	0	0
Oct 13	Buf	W	R/C																
Oct 18	Hou	W	S	3	3	0	0.0	0.0	0	0	0	0	0	0	0	0	0	0	0
Oct 25	Pit	L	S	3	2	1	0.0	0.0	0	0	0	0	0	0	0	0	0	0	0
Nov 1	@ Cin	L	IR																
Nov 8	Chi	W	IR																
Nov 12	Ind	L	IR																
Nov 22	@ Bal	W	IR																
Nov 29	@ Ind	W	IR																
Dec 6	Cle	L	IR																
Dec 13	@ Jax	W	IR																
Dec 20	Det	W	IA																
Dec 27	@ GB	L	IA																
Jan 3	@ Hou	W	p	1	1	0	0.0	0.0	0	0	0	0	0	0	0	0	0	0	0
Totals			11-5	6/2	16	14	2	1.0	7.0	1	1	1	44	0	1	0	0	0	0
Playoffs																			
Jan 10	Bal	L	p	0	0	0	0.0	0.0	0	0	0	0	0	0	0	0	0	0	0
Totals			0-1	1/0	0	0	0	0.0	0.0	0	0	0	0	0	0	0	0	0	0

2021 Tennessee Titans

Date	Opp	W/L	P/S	Tot	Solo	Asst	Sk	- Yds	QBP	TFL	Int-	Yds	-TD	PD	FF	FR	- Yds	SpT		
Sept 12	Ari	L	S	3	3	0	0.0	0.0	0	0	0	0	0	0	2	0	0	0	0	
Sept 19	@ Sea	W	S	1	1	0	0.0	0.0	0	0	0	0	0	0	1	0	0	0	0	
Sept 26	Ind	W	S	4	2	2	0.0	0.0	0	0	0	0	0	1	0	0	0	0	0	
Oct 3	@ NYJ	L	S	3	3	0	0.0	0.0	0	0	1	13	0	1	0	0	0	0	0	
Oct 10	@ Jax	W	S	5	4	1	0.0	0.0	0	0	0	0	0	1	0	0	0	0	0	
Oct 18	Buf	W	IR																	
Oct 24	KC	W	IR																	
Oct 31	@ Ind	W	IR																	
Nov 7	@ LAR	W	IR																	
Nov 14	NO	W	S	2	1	1	0.0	0.0	0	0	0	0	0	2	0	0	0	0	0	
Nov 21	Hou	L	S	3	1	2	0.0	0.0	0	0	0	0	0	0	0	0	0	0	0	
Nov 28	@ NE	L	S	4	3	1	0.0	0.0	0	0	0	0	0	1	0	0	0	0	0	
Dec 12	Jax	W	S	4	3	1	0.0	0.0	0	0	1	0	0	2	0	0	0	0	0	
Dec 19	@ Pit	L	S	3	3	0	0.0	0.0	0	0	0	0	0	0	0	0	0	0	0	
Dec 23	SF	W	S	2	1	1	0.0	0.0	0	0	0	0	0	1	0	0	0	0	0	
Jan 2	Mia	W	S	3	3	0	0.0	0.0	0	0	0	0	0	2	0	0	0	0	0	
Jan 9	@ Hou	W	S	3	2	1	0.0	0.0	0	0	0	0	0	0	0	0	0	0	0	
Totals			12-5	13/13	40	30	10	0.0	0.0	0	0	2	13	0	14	0	0	0	0	
Playoffs																				
Jan 22	Cin	L	S	6	4	2	0.0	0.0	0	0	0	0	0	0	0	0	0	0	0	0
Totals			0-1	1/1	6	4	2	0.0	0.0	0	0	0	0	0	0	0	0	0	0	

KRISTIAN FULTON'S NFL STATISTICS

REGULAR SEASON

Year	Team	GP	GS	TACKLES						INTERCEPTIONS					FUMBLES				
				Tot	Solo	Asst	Sk	Yds	QBP	TFL	No	Yds	Lg	TD	PD	FF	FR	Yds	SpT
2020	Tennessee	6	2	16	14	2	1.0	7.0	1	1	1	44	44	0	1	0	0	0	0
2021	Tennessee	13	13	40	30	10	0.0	0.0	0	0	2	13	13	0	14	0	0	0	0
NFL Totals		19	15	56	44	12	1.0	7.0	1	1	3	57	44	0	15	0	0	0	0

PLAYOFFS


Year	Team	GP	GS	TACKLES						INTERCEPTIONS					FUMBLES				
				Tot	Solo	Asst	Sk	Yds	QBP	TFL	No	Yds	Lg	TD	PD	FF	FR	Yds	SpT
2020	Tennessee	1	0	0	0	0	0.0	0.0	0	0	0	0	0	0	0	0	0	0	0
2021	Tennessee	1	1	6	4	2	0.0	0.0	0	0	0	0	0	0	0	0	0	0	0
NFL Totals		2	1	6	4	2	0.0	0.0	0	0	0	0	0	0	0	0	0	0	0

Single-Game Highs

- Tackles - 5 at Jacksonville (10/10/21)
- Interceptions - 1 (Three times, last vs. Jacksonville 12/12/21)
- Interception Long - 44 vs. Jacksonville (9/20/20)
- Passes Defensed - 2 (Four times, last vs. Miami 1/2/22)
- Sacks - 1 at Minnesota (9/27/20)

Playoff Single-Game Highs

- Tackles - 6 vs. Cincinnati (1/22/22)



78 Da'SHAWN HAND

DEFENSIVE END • 6'3" • 297 LBS • COLLEGE: ALABAMA
ACQUIRED: FREE AGENT - 2021 • NFL EXPERIENCE (NFL/TITANS): 4/1
HOMETOWN: WOODBRIDGE, VA.
GAMES PLAYED/GAMES STARTED: 30/11 (PLAYOFFS: 0/0)

PRO: The Titans signed Da'Shawn Hand to their practice squad prior to the final week of the 2021 regular season to add depth and experience to the defensive front. The 6-foot-3-inch, 297-pounder comes to the Titans having collected 54 tackles, three sacks, three forced fumbles and one fumble recovery during four seasons (2018-21) with the Detroit Lions. The University of Alabama product has also spent time on the Indianapolis Colts' practice squad. Hand originally entered the NFL as a fourth-round pick (114th overall) of the Detroit Lions in the 2018 NFL Draft.

CAREER HIGHLIGHTS:

- Hand tallied a career-high six tackles in his second career game at San Francisco in 2018.
- Hand recorded all three of his career sacks during his rookie campaign in 2018 becoming the first Lions rookie to record at least three sacks in a season since 2013.

TITANS TIDBITS:

- Hand bought his mother a brand new 2019 CLA 250 Mercedes-Benz for her birthday in April of 2019.

CAREER TRANSACTIONS:

- The Woodbridge, Va., native was originally selected by the Detroit Lions in the fourth round (114th overall) of the 2018 NFL Draft.
- Waived by the Lions with an injury settlement on Nov. 30, 2021.
- Signed by the Indianapolis Colts to their practice squad on Dec. 21, 2021.
- Waived by the Colts from their practice squad on Dec. 31, 2021.
- Signed by the Titans to their practice squad on Jan. 5, 2022.
- Activated from the practice squad to the active roster standard elevation on Jan. 8, 2022.

SEASON RECAPS:

2021 (3/0 - Detroit; 1/0, 0/0 - Tennessee): Saw action as a reserve in one contest with the Titans after being signed as a free agent on Jan. 5. Was a member of the Titans' practice squad for the postseason contest. Appeared in three games with the Lions and tallied two tackles. Placed on injured reserve by the Lions on Sept. 2. Activated from injured reserve designated to return by the Lions on Oct. 30. Placed on season-ending injured reserve by the Lions on Nov. 23. Released by the Lions with an injury settlement on Nov. 30.

- At Pittsburgh (11/14), saw action as a reserve on the defensive front and posted two tackles.
- At Houston (1/9), made his Titans debut as a reserve on the defensive front.

2020 (10/1 - Detroit): Played in 10 games with one start and totaled 19 tackles, one tackle for loss and one forced fumble. Was inactive for three games. Placed on injured reserve on Dec. 19.

- At Green Bay (9/20), made his lone start of the season and picked up two tackles.
- At Arizona (9/27), tallied three tackles.
- At Atlanta (10/25), recorded a season-high four tackles and one forced fumble.
- Against Indianapolis (11/1), registered a season high with four tackles, including a stop for loss.
- Against Green Bay (12/13), posted three tackles.

2019 (3/2 - Detroit): Appeared in three games with two starts and collected six tackles and one tackle for loss. Was inactive for 10 contests. Placed on injured reserve on Dec. 12.

- Against N.Y. Giants (10/27), posted four tackles and one pass defended.

2018 (13/8 - Detroit): Appeared in 13 games with eight starts and recorded career highs in tackles (27), sacks (three), tackles for loss (four) and forced fumbles (two) during his rookie campaign. Was inactive for one contest. Placed on injured reserve on Dec. 18.

- Against the N.Y. Jets (9/10), made his NFL debut and totaled four tackles.
- At San Francisco (9/16), made his first career NFL start and totaled a career-high six tackles to go along with one tackle for loss.
- At Dallas (9/30), recorded his first career sack and added three tackles and a forced fumble.
- Against Green Bay (10/7), tallied four tackles, one sack, one forced fumble and one fumble recovery.
- At Chicago (11/11), recorded one sack making him the first Lions rookie to record at least three sacks in a season since 2013.

COLLEGE:

- Appeared in 50 games at the University of Alabama (2015-17) and recorded 64 career tackles, eight sacks, 13.5 tackles for loss, one forced fumble and one fumble recovery.
- As a senior (2017), saw action in 11 games with nine starts and collected 27 tackles with 3.5 tackles for loss, three sacks and recovered a fumble. Earned second-team All-SEC honors from the conference coaches.
- As a junior (2016), appeared in 15 games and totaled 21 tackles with two sacks, five quarterback hurries and one forced fumble. Was selected to the Lombardi Award Preseason Watch List, given annually to the nation's top lineman.
- As a sophomore (2015), saw action in 15 games and collected 16 tackles, three sacks, 6.5 tackles for loss and two quarterback hurries. Was named one of the team's coaching staff's defensive players of the week for his efforts against ULM.
- As a true freshman (2014), played in nine games and finished with seven tackles and two sacks.

PERSONAL:

- Attended Woodbridge High School and earned Virginia all-state selections as a junior and senior while amassing 56 sacks during his four-year high school career.
- Was ranked the number one player in the Rivals100 and earned first-team USA Today All-American honors in 2012 and 2013. Was a unanimous five-star prospect and rated the number one strong-side defensive end by Rivals.com and top player in the state of Virginia.
- A dual-sport athlete in high school, he was also a Virginia state champion wrestler.
- Follow Hand on Twitter at @TheHand54 and on Instagram at @dhand_9.
- Born Da'Shawn Hand on Nov. 14, 1995 in Philadelphia, Pa.

Da'SHAWN HAND'S GAME-BY-GAME

2018 Detroit Lions

Date	Opp	W/L	P/S	Tot Solo	Asst	Sk	- Yds	QBP	TFL	Int - Yds	-TD	PD	FF	FR - Yds	SpT			
Sept 10	NYJ	L	p	4	3	1	0.0	0.0	0	0	0	0	0	0	0			
Sept 16	@ SF	L	S	6	5	1	0.0	0.0	0	1	0	0	0	0	0			
Sept 23	NE	W	S	2	0	2	0.0	0.0	0	0	0	0	0	0	0			
Sept 30	@ Dal	L	S	3	3	0	1.0	1.0	0	2	0	0	0	1	0			
Oct 7	GB	W	S	4	4	0	1.0	6.0	1	0	0	0	0	1	1			
Oct 21	@ Mia	W	S	1	1	0	0.0	0.0	0	0	0	0	0	0	0			
Oct 28	Sea	L	S	2	1	1	0.0	0.0	0	0	0	0	0	0	0			
Nov. 4	@ Min	L	S	1	1	0	1.0	7.0	0	0	0	0	0	0	0			
Nov 11	@ Chi	L	p	1	1	0	0.0	0.0	1	1	0	0	0	0	0			
Nov 18	Car	W	p	1	1	0	0.0	0.0	0	0	0	0	0	0	0			
Nov 22	Chi	L	p	0	0	0	0.0	0.0	0	0	0	0	0	0	0			
Dec 2	LAR	L	p	2	2	0	0.0	0.0	0	0	0	0	0	0	0			
Dec 9	@ Ari	W	S	0	0	0	0.0	0.0	0	0	0	0	0	0	0			
Dec 16	@ Buf	L	IA															
Dec 23	Min			Placed on injured reserve on Dec. 18, 2018														
Totals			5-9	13/8	27	22	5	3.0	14.0	2	4	0	0	0	2	1	0	0

2019 Detroit Lions

Date	Opp	W/L	P/S	Tot Solo	Asst	Sk	- Yds	QBP	TFL	Int - Yds	-TD	PD	FF	FR - Yds	SpT			
Sept 8	@ Ari	T	IA															
Sept 15	LAC	W	IA															
Sept 22	@ Phi	W	IA															
Sept 29	KC	L	IA															
Oct 14	@ GB	L	IA															
Oct 20	Min	L	IA															
Oct 27	NYG	W	p	4	4	0	0.0	0.0	0	1	0	0	0	1	0	0	0	0
Nov 3	@ Oak	L	S	1	0	1	0.0	0.0	0	0	0	0	0	0	0	0	0	0
Nov 10	@ Chi	L	IA															
Nov 17	Dal	L	IA															
Nov 24	@ Was	L	IA															
Nov 28	Chi	L	S	1	0	1	0.0	0.0	0	0	0	0	0	0	0	0	0	0
Dec 8	@ Min	L	IA															
Dec 15	TB			Placed on injured reserve on Dec. 12, 2019														
Totals			3-9-1	2/3	6	4	2	0.0	0.0	0	1	0	0	0	1	0	0	0

2020 Detroit Lions

Date	Opp	W/L	P/S	Tot Solo	Asst	Sk	- Yds	QBP	TFL	Int - Yds	-TD	PD	FF	FR - Yds	SpT			
Sept 13	Chi	L	p	1	1	0	0.0	0.0	0	0	0	0	0	0	0			
Sept 20	@ GB	L	p	2	1	1	0.0	0.0	0	0	0	0	0	0	0			
Sept 27	@ Ari	W	p	3	2	1	0.0	0.0	0	0	0	0	0	0	0			
Oct 4	NO	L	p	1	0	1	0.0	0.0	0	0	0	0	0	0	0			
Oct 18	@ Jax	W	S	0	0	0	0.0	0.0	0	0	0	0	0	0	0			
Oct 25	@ Atl	W	S	4	3	1	0.0	0.0	0	0	0	0	0	1	0			
Nov. 1	Ind	L	p	4	2	2	0.0	0.0	0	1	0	0	0	0	0			
Nov 8	@ Min	L	p	1	0	1	0.0	0.0	0	0	0	0	0	0	0			
Nov 15	Was	W	p	0	0	0	0.0	0.0	0	0	0	0	0	0	0			
Nov 22	@ Car	L	IA															
Nov 26	Hou	L	IA															
Dec 6	@ Chi	W	IA															
Dec 13	GB	L	p	3	3	0	0.0	0.0	0	0	0	0	0	0	0			
Dec 20	@ Ten			Placed on injured reserve on Dec. 19, 2020														
Totals			5-8	10/1	19	12	7	0.0	0.0	0	1	0	0	0	0	1	0	0

2021 Detroit Lions

Date	Opp	W/L	P/S	Tot Solo	Asst	Sk	- Yds	QBP	TFL	Int - Yds	-TD	PD	FF	FR - Yds	SpT			
Sept 12	SF	L	IR															
Sept 20	@ GB	L	IR															
Sept 26	Bal	L	IR															
Oct 3	@ Chi	L	IR															
Oct 10	@ Min	L	IR															
Oct 17	Cin	L	IR															
Oct 24	@ LAR	L	IR															
Oct 31	Phi	L	p	0	0	0	0.0	0.0	0	0	0	0	0	1	0	0	0	0
Nov. 14	@ Pit	T	p	2	1	1	0.0	0.0	0	0	0	0	0	0	0	0	0	0
Nov. 21	@ Cle	L	p	0	0	0	0.0	0.0	0	0	0	0	0	0	0	0	0	0
Nov. 25	Chi			Placed on injured reserve on Nov. 23, 2021														
Totals			0-9-1	3/0	2	1	1	0.0	0.0	0	0	0	0	0	1	0	0	0

2021 Tennessee Titans

Date	Opp	W/L	P/S	Tot Solo	Asst	Sk	- Yds	QBP	TFL	Int - Yds	-TD	PD	FF	FR - Yds	SpT			
Jan 9	@ Hou	W	p	0	0	0	0.0	0.0	0	0	0	0	0	0	0			
Totals			1-0	1/0	0	0	0	0.0	0.0	0	0	0	0	0	0	0	0	0

Da'SHAWN HAND'S NFL STATISTICS

REGULAR SEASON		TACKLES										INTERCEPTIONS					FUMBLES			
Year	Team	GP	GS	Tot	Solo	Asst	Sk	Yds	QBP	TFL	No	Yds	Lg	TD	PD	FF	FR	Yds	SpT	
2018	Detroit	13	8	27	22	5	3.0	14.0	2	4	0	0	0	0	0	2	1	0	0	
2019	Detroit	3	2	6	4	2	0.0	0.0	0	1	0	0	0	0	1	0	0	0	0	
2020	Detroit	10	1	19	12	7	0.0	0.0	0	1	0	0	0	0	0	1	0	0	0	
2021	Detroit	3	0	2	1	1	0.0	0.0	0	0	0	0	0	0	1	0	0	0	0	
2021	Tennessee	1	0	0	0	0	0.0	0.0	0	0	0	0	0	0	0	0	0	0	0	
NFL Totals		30	11	54	39	15	3.0	14.0	2	6	0	0	0	0	2	3	1	0	0	

Single-Game Highs

- Tackles - 6 at San Francisco (9/16/18)
- Sacks - 1 (Three times, last at Chicago 9/11/18)
- Pass Defensed - 1 (Twice, last vs. Philadelphia 10/31/21)
- Forced Fumbles - 1 (Three times, last at Atlanta 10/25/20)
- Fumble Recoveries - 1 vs. Green Bay (10/7/18)



22 DERRICK HENRY

RUNNING BACK • 6'3" • 247 LBS • COLLEGE: ALABAMA
ACQUIRED: 2ND ROUND - 2016 • NFL EXPERIENCE (NFL/TITANS): 6/6
HOMETOWN: YULEE, FLA.
GAMES PLAYED/GAMES STARTED: 86/55 (PLAYOFFS: 7/7)



Pro Bowl: 2019, 2020



Captain: 2020, 2021

PRO: The Titans selected Heisman Trophy winner Derrick Henry in the second round of the 2016 NFL Draft out of the University of Alabama. The 6-foot-3-inch, 247-pounder is a powerful, downhill runner who displays tremendous speed and balance. In 2020, Henry secured the NFL's rushing title for the second consecutive year after recording 2,027 rushing yards and 17 rushing touchdowns, becoming the eighth player in NFL history to eclipse 2,000 rushing yards in a season. In 2019, Henry was the NFL's leading rusher with 1,540 yards and 16 rushing scores. He racked up 5,860 rushing yards and scored 55 rushing touchdowns during his first five NFL seasons, including consecutive 1,000-yard seasons each year from 2018-20. At Alabama, the Heisman Trophy winner set numerous school and SEC records while leading his team to a National Championship in 2015.

CAREER HIGHLIGHTS:

- In 2020, Henry was named the NFL Offensive Player of the Year, Associated Press first-team All-Pro, and FedEx Ground Player of the Year for the second consecutive season after leading the NFL with a franchise-record 2,027 rushing yards, becoming the eighth player in NFL history to eclipse 2,000 rushing yards in a season. His 2,027 rushing yards gave him the fifth-highest total in NFL history behind Eric Dickerson's 2,105 (1984), Adrian Peterson's 2,097 (2012), Jamal Lewis' 2,066 (2003) and Barry Sanders' 2,053 (1997). Henry broke Chris Johnson's franchise mark of 2,006 rushing yards in 2009.
- Additionally, in 2020 he earned first-team All-Pro honors from Pro Football Focus, Pro Football Writers of America and Sporting News and was the 101 Awards AFC Offensive Player of the Year.
- Henry became the first player to lead the NFL in rushing yards in consecutive seasons (2019-20) since LaDainian Tomlinson (2006-07).
- In 2020, Henry became the fifth all-time NFL player to lead the NFL in rushing yards, attempts and rushing touchdowns in consecutive seasons. The last to do so prior to Henry was Cleveland's Leroy Kelly from 1967 to 1968. The only other players to achieve it are Jim Brown (1958-59), Steve Van Buren (1947-49) and Bill Paschal (1943-44).
- In 2020, Henry recorded three 200-yard rushing games in a season, becoming the fifth player in NFL history to do so, joining Earl Campbell (four in 1980), O.J. Simpson (1973), Tiki Barber (2005) and Jay Ajayi (2016). He became the first player in NFL history with five career games with at least 200 rushing yards and two rushing touchdowns.
- In the 2020 regular season finale at Houston (1/3/21), set the franchise record with 250 rushing yards, breaking his own club record of 238 rushing yards (12/6/18 vs. Jacksonville). Henry's 250 rushing yards tied for the 13th-best single-game total in the NFL since 1948.
- Henry set a career high with 17 rushing touchdowns in 2020, finishing with the second-best total in franchise history behind Earl Campbell's 19 rushing touchdowns in 1979.
- In 2020, Henry totaled 1,221 rushing yards in road games, the most by any NFL running back since 1948. The previous high was held by Eric Dickerson (1,087 in 1984). Dating back to 2019, he had a streak of nine consecutive road games with at least 100 rushing yards, passing Chris Johnson (eight games from 2009-10) for the second-longest such streak in NFL history behind only Barry Sanders' 10-game road streak (from 1996-97).
- Henry totaled 2,141 scrimmage yards (2,027 rushing and 114 receiving) in 2020 to finish second in franchise history behind Chris Johnson's 2,509 scrimmage yards in 2009.
- Recorded 10 total 100-yard rushing games in 2020 to tie Earl Campbell (1980) for the third-most in franchise history. Only Campbell in 1979 (11) and Chris Johnson in 2009 (12) had more.

- Henry became the NFL's first player to rush for at least 175 and two touchdowns four times in a season in 2020.
- In 2020, Henry joined Terrell Davis (1997-98), Shaun Alexander (2004-05) and Larry Johnson (2005-06) as the only players in NFL history to rush for 1,500 yards and 15 touchdowns in two consecutive seasons.
- From 2019-20, Henry established a streak of 20 consecutive games in the regular season and playoffs with at least 18 rushing attempts, the second-longest streak of its kind in the NFL since 1948. The only player with more consecutive 18-carry games in the regular season and postseason was Emmitt Smith, whose streak was 23 games with the Dallas Cowboys from 1995 to 1996.
- In 2020, he became the first player in NFL history to produce more than one overtime touchdown run in a season. He joined LaDainian Tomlinson as the NFL's only players with multiple career touchdown runs in overtime. Tomlinson had three during his career.
- In 2020, Henry joined Bo Jackson, Ahman Green, Chris Johnson and Lamar Miller as the only NFL players to record two career rushing touchdowns of at least 90 yards. Henry joined Miller (two 97-yard touchdown runs) as the only players to ever record multiple touchdown runs of at least 94 yards.
- In 2019, Henry was the NFL's leading rusher with a then career-best 1,540 rushing yards on a career-high 303 carries for a career-high 16 rushing touchdowns.
- In 2019, Henry received numerous awards and recognition, including the NFL's FedEx Ground Player of the Year, second-team All-Pro by the Associated Press and his first career Pro Bowl selection.
- In 2019, led the AFC, ranked third in the NFL, and led the team with a career-high 18 total touchdowns.
- Ranked second in the AFC and fourth in the NFL with a career-high 1,746 yards from scrimmage in 2019.
- In 2019, Henry recorded eight 100-yard rushing performances including the postseason.
- In 2019, moved into fifth place on the franchise's all-time rushing touchdowns list after passing Lorenzo White (29) against Kansas City (11/10/19). In the same game, Henry also became the ninth player in franchise history to reach 3,000 career rushing yards.
- In Week 17 of the 2019 season, he was named AFC Offensive Player of the Week after his performance at Houston (12/29/19), where he rushed a season-high 32 times for a season-best 211 yards with three touchdowns to secure the NFL's rushing title.
- In 2019, became the sixth player in franchise history with at least 12 touchdowns in two or more consecutive seasons.
- In 2019, joined Napoleon Kaufman (1997-99) and Robert Smith (1997-2000) as the only players in NFL history to record a rushing touchdown of at least 70 yards in three consecutive seasons.
- Passed Steve McNair (3,439 career rushing yards) for sixth place on the team's all-time rushing list, and later passed Hoyle Granger (3,514) for fifth place on the team's all-time rushing list in 2019.
- In 2019, Henry started all three of the team's playoff games and finished the postseason with 83 carries for a league-best 446 yards and two touchdowns, all of which set career-highs. His 446 rushing yards in the postseason ranked second in franchise playoff history behind Eddie George's 449 rushing yards during the 1999 playoffs.
- In 2019, during Wild Card Weekend at New England (1/4/20), Henry set a then-franchise playoff record with 182 rushing yards on 34 carries and a touchdown, which marked the second-most yards on the road in an NFL playoff game since 1950. The following week during the Divisional Round

at Baltimore (1/11/20), set a franchise playoff record with 195 rushing yards on 30 carries.

- In 2018, Henry was named to the PFWA All-AFC team after setting then single-season career highs in carries (215), rushing yards (1,059), rushing long (99t), and touchdowns (12).
- 2018 marked Henry's first career 1,000-yard season. He finished sixth in the NFL in rushing yards.
- In 2018, named AFC Offensive Player of the Week for Week 13 after collecting a franchise-best 238 rushing yards with a franchise-tying four rushing touchdowns against Jacksonville on Thursday Night Football (12/6). In the same game, he scored four rushing touchdowns to tie the franchise's single-game record (Earl Campbell, Lorenzo White).
- In Week 13 of the 2018 season, recorded the second 99-yard touchdown run in NFL history (Tony Dorsett). The run also set the mark for the longest touchdown run in franchise history and tied for the longest scrimmage play in NFL history. He also became the second player in NFL history with a rushing touchdown of at least 90 yards and a rushing touchdown of at least 50 yards in the same game (Chris Johnson).
- In 2018, named AFC Offensive Player of the Month for December after registering 97 carries for 625 yards and eight touchdowns.
- In 2018, became the seventh NFL player since the 1970 AFL-NFL merger with at least four rushing touchdowns and at least 200 rushing yards in a game (Clinton Portis, Barry Sanders, Doug Martin, Jonas Gray, Mike Anderson and Corey Dillon). Henry became the first to accomplish the feat in fewer than 20 carries (17).
- In 2017, Henry led the Titans with 744 rushing yards on 176 carries, and he rushed for five touchdowns for the second consecutive season.
- In the team's Wild Card playoff victory at Kansas City on Jan. 6, 2018, Henry recorded a franchise postseason record of 191 scrimmage yards (156 rushing, 35 receiving), breaking a 57-year-old postseason record set on Jan. 1, 1961, when Billy Cannon had 178 scrimmage yards against the Los Angeles Chargers. Henry's 156 rushing yards ranked second in franchise postseason history (162 by Eddie George on Jan. 16, 2000).
- In 2016, Henry rushed for 490 yards and five touchdowns to become the third rookie for the franchise in the "Titans era" to score at least five touchdowns in a season, joining Vince Young (seven rushing touchdowns in 2006) and Chris Johnson (nine rushing and one receiving in 2008).
- Despite playing just three seasons and not seeing extensive action in his first campaign at Alabama, Henry finished his career as the school's all-time rushing leader with 3,591 yards.
- As a senior in 2015, Henry claimed the Heisman Trophy and led his team to the College Football Playoff National Championship. He also won the Doak Walker and Maxwell Award and was selected as the Walter Camp Player of the Year after rushing for an Alabama and Southeastern Conference record 2,219 yards.

TITANS TIDBITS:

- In high school, Henry broke the 51-year-old national high school rushing record with 12,124 yards after compiling 4,261 rushing yards as a senior.
- Henry sealed an Iron Bowl victory with an epic, career-best 271 rushing yards against the Tigers in 2015. He put the Crimson Tide on his back by carrying the ball a school-record 46 times. His 271 rushing yards were 11 more yards than Auburn had in total offense (260). He ended the game with 14 consecutive rushes to run out the clock.
- His late grandmother, Gladys Henry, helped raise him and played a key inspirational role in his development. In 2018, he fulfilled a promise to her and graduated from Alabama with his bachelor's degree. He has a portrait tattoo of her on his chest.
- Gladys Henry nicknamed him "Shocka" as a baby because he "shocked the whole family" when he was born.
- Henry has been growing out his hair since he was in elementary school.

CAREER TRANSACTIONS:

- The Yulee, Fla., native was selected by the Titans in the second round (45th overall) the 2016 NFL Draft.

SEASON RECAPS:

2021 (8/8, 1/1): Started the first eight games of the season and led the NFL with 937 rushing yards, 1,091 yards from scrimmage, 10 touchdowns and 56 total first downs before being placed on injured reserve on Nov. 1. Hauled in 18 receptions for 154 yards. Missed the final nine regular season games before returning as a starter for the postseason contest

and rushing for 62 yards on 20 carries with a touchdown. Has 28 career 100-yard rushing performances (including the playoffs), including five in 2021 (at SEA, vs. IND, at NYJ, at JAX, vs. BUF). Henry joined Eddie George (10,009), Earl Campbell (8,574) and Chris Johnson (7,965) as the only players in franchise history to reach 6,000 career rushing yards. Led the team in rushing yards eight times in 2021 (vs. ARI, at SEA, vs. IND, at NYJ, at JAX, vs. BUF, vs. KC, at IND). Tied for the team lead in receptions once in 2021 (at SEA). Ranks second in franchise history with 65 career rushing touchdowns.

- Against Arizona (9/12), carried the ball 17 times for 58 yards and hauled in three passes for 19 yards.
- At Seattle (9/19), named AFC Offensive Player of the Week after leading the team with 182 rushing yards on a career-high 35 carries with three touchdowns. Snared a career-best six receptions for 55 yards. Kept the Titans' first touchdown drive alive with a four-yard run on third-and-one in the third quarter. Became the fourth player in NFL history with 10 career games with at least 150 rushing yards and two rushing touchdowns, joining Jim Brown (13), LaDainian Tomlinson (12) and Barry Sanders (10). Cut the Seahawks' lead to 24-16 with a nine-yard touchdown run in the third stanza. On his first touchdown of the day, he passed Chris Johnson (58) for third place on the team's all-time touchdowns list. Rumbled for a 60-yard touchdown run down the left sideline early in the fourth quarter. Converted a key third-and-one late in the fourth quarter with a four-yard run down to the Seahawks' one-yard line. Tied the score at 30-30 with a one-yard touchdown plunge with 29 seconds remaining in regulation. Rushed four times for 21 yards during the game-winning scoring drive in overtime.
- Against Indianapolis (9/26), led the team with 113 rushing yards on 28 carries. Snared three receptions for 31 yards. Extended the Titans' second touchdown drive with an eight-yard run on third-and-one in the second quarter. Made it a two-possession game at 22-13 with a two-point conversion run in the fourth quarter.
- At N.Y. Jets (10/3), led the team with 157 rushing yards on 33 carries with a score. Became the third player in NFL history with at least 150 rushing yards in three consecutive road games, joining Earl Campbell and O.J. Simpson. Hauled in two passes for 20 yards out of the backfield. Rushed four times for 50 yards during the Titans' initial touchdown drive. Gave the Titans a 17-10 lead with a one-yard touchdown plunge early in the fourth quarter.
- At Jacksonville (10/10), led the team with 130 rushing yards on 29 carries with three rushing scores. Increased the Titans' lead to 14-6 with a one-yard touchdown plunge on the first play of the second quarter. Made the score 31-13 with a nine-yard touchdown run in the third stanza. Sealed the victory with a 10-yard touchdown jaunt late in the fourth quarter. With his first rushing touchdown of the day, he became the third player in franchise history to reach 60 rushing touchdowns, joining Earl Campbell (73) and Eddie George (64).
- Against Buffalo (10/18), named AFC Offensive Player of the Week for the second time in 2021. Carried the ball 20 times for a team-best 143 rushing yards with three rushing scores, while setting a career-best with his fifth consecutive 100-yard rushing performance. Joined Eric Dickerson as the NFL's only players since 1960 with 750 rushing yards and 10 rushing touchdowns in the first six games of a season. Hauled in two passes for 13 yards. Gave the Titans a 7-6 lead with a 76-yard touchdown run up the middle in the second quarter. It was the third-longest touchdown run of his career. The run was his fourth career rushing touchdown of at least 75 yards and his fifth overall touchdown of at least 75 yards (one receiving). Helped the Titans re-gain the lead with a three-yard touchdown rumble off left tackle in the third quarter. Scored the eventual game-winning touchdown on a 13-yard blast off left tackle in the fourth quarter. Passed Eddie George (64) for second place on the franchise rushing touchdowns list.
- Against Kansas City (10/24), led the team with 86 rushing yards on 29 carries. Threw his first career regular season touchdown pass. Hauled in two receptions for 16 yards. Gave the Titans an early 7-0 lead with a five-yard touchdown pass to MyCole Pruitt in the first quarter. Extended the Titans' final scoring drive with a four-yard run on third-and-one late in the second quarter.
- At Indianapolis (10/31), led the team with 68 rushing yards on 28 carries. Of all players in NFL history with a 2,000-yard rushing season, his 937 rushing yards in 2021 are the most of any player in their first eight games in the season after hitting the 2,000-yard mark. Kept a Titans' fourth-quarter scoring drive alive with a three-yard run on third-and-one early in the final quarter.
- Against Cincinnati (1/22), returned to the lineup for the first time since Oct. 31 and rushed 20 times for 62 yards with a touchdown. Ranks second

in franchise postseason history with 732 career rushing yards. Evened the score at 6-6 by taking a direct snap and rumbling for a three-yard touchdown run in the second quarter.

2020 (16/16, 1/1): Named NFL Offensive Player of the Year, selected Associated Press first-team All-Pro and named to his second career Pro Bowl. Name NFL's FedEx Ground Player of the Year for the second consecutive season. Started all 16 games and led the NFL with a franchise-record 2,027 rushing yards becoming the eighth player in NFL history to eclipse 2,000 rushing yards in a season. Became the first player since LaDainian Tomlinson (2006-07) to lead the NFL in rushing yards in consecutive seasons. Became the fifth all-time NFL player to lead the NFL in rushing yards, attempts and rushing touchdowns in consecutive seasons and the first since 1967-68. Led the NFL with 2,141 yards from scrimmage which ranks second in franchise history. Led the NFL with a career-high 17 rushing touchdowns. Started the postseason contest and rushed 18 times for 40 yards with three receptions for 11 yards. Led the team in rushing yards 17 times in 2020 (at DEN, vs. JAX, at MIN, vs. BUF, vs. HOU, vs. PIT, at CIN, vs. CHI, vs. IND, at BAL, at IND, vs. CLE, at JAX, vs. DET, at GB, at HOU, vs. BAL). Named AFC Offensive Player of the Month for October after averaging a league-high 114.7 rushing yards per game, totaling an AFC-high 344 yards on 61 attempts and scoring an NFL-best five rushing touchdowns. Became the third player in franchise history to rush for 1,200 yards and 10 touchdowns in at least two consecutive seasons. Passed Lorenzo White (4,079 career rushing yards) for fourth place on the franchise's all-time rushing list at Minnesota (9/27/20). Became the fourth player in franchise history to hit 40 career rushing touchdowns at Minnesota (9/27/20). Registered his 50th career touchdown (rushing and receiving) at Baltimore (11/22/20), becoming the fifth player in franchise history to score at least 50 career touchdowns of any kind. Became the first player in NFL history with multiple game-winning overtime touchdowns in a single season (vs. HOU, at BAL). Went over the 5,000-yard career rushing mark and became the fourth player in franchise history to reach the plateau at Indianapolis (11/29/20). Logged his fourth career game with at least 200 rushing yards and two touchdowns at Jacksonville (12/13/20), becoming the NFL's first player to record four such performances, breaking Jim Brown's NFL record of three games that was later matched by Barry Sanders and LaDainian Tomlinson. Became the NFL's fifth player to rush for at least 175 and two touchdowns three times in a season, joining Baltimore's Jamal Lewis (2003), the New York Giants' Joe Morris (1986), San Diego's LaDainian Tomlinson (2006) and Miami's Ricky Williams (2002).

- At Denver (9/14), led the team with 116 rushing yards on 31 carries. Caught three passes for 15 yards out of the backfield. Became the third player in franchise history to record 10 consecutive regular season games with at least 80 scrimmage yards. Extended the Titans' initial scoring drive with an 11-yard rush on third-and-one in the second quarter.
- Against Jacksonville (9/20), rushed 25 times for 84 yards. Became the second player in franchise history to record 11 consecutive regular season games with at least 80 scrimmage yards. Extended the Titans' third touchdown drive with a seven-yard run on third-and-three in the second quarter.
- At Minnesota (9/27), rushed 26 times for 119 yards with two touchdowns. Snared two passes for 11 yards. Extended the Titans' scoring drive in the second quarter with a one-yard rush on fourth-and-one. Cut the Vikings' lead to 24-19 with a one-yard touchdown plunge in the third quarter. Gave the Titans a 25-24 lead with a one-yard touchdown rumble late in the third stanza.
- Against Buffalo (10/13), started at running back and carried the ball 19 times for 57 yards with two touchdowns. It was his 10th career game with at least two rushing touchdowns. Caught one pass for six yards. Gave the Titans a 14-7 advantage with a one-yard touchdown plunge on the third play of the second quarter. Increased the Titans lead to 35-16 with a nine-yard touchdown jaunt off right end in the final quarter.
- Against Houston (10/18), named AFC Offensive Player of the Week after recording 22 carries for a team-best 212 yards and two touchdowns, recording his third career 200-yard rushing game. His 212 rushing yards rank fifth in franchise history, and he now owns three of the top six single-game rushing performances in team annals. Kickstarted the Titans' second touchdown drive with a 34-yard run up the middle in the first quarter. Extended the Titans' second touchdown drive with a two-yard rumble on third-and-one in the opening quarter. Allowed the Titans to regain the lead with a 94-yard touchdown run in the fourth quarter. Became the fifth NFL player to record two career rushing touchdowns of 90 or more yards. Kickstarted the Titans' game-winning drive with a 53-yard catch-and-run

down the right sideline in overtime. Sealed the 42-36 victory with a game-winning five-yard touchdown run out the Wildcat formation in overtime.

- Against Pittsburgh (10/25), started at running back and rushed 20 times for 75 yards with a score. Caught two passes out of the backfield. Cut the Steelers lead to 27-24 with a one-yard touchdown plunge in the fourth quarter.
- At Cincinnati (11/1), led the team with 112 rushing yards on 18 carries with a score. Rushed seven times for 46 yards during the Titans' initial scoring drive in the second quarter. Extended the Titans initial touchdown drive with a four-yard run on third-and-one. Cut the Bengals' lead to 10-7 with a three-yard touchdown jaunt off right guard in the second quarter. Kept the Titans' second touchdown drive alive with a seven-yard run on third-and-one in the fourth quarter.
- Against Chicago (11/8), rushed 21 times for a team-high 68 yards. Extended the Titans' first touchdown drive with a two-yard run on third-and-two in the second quarter. Kickstarted the Titans' final touchdown drive with a 26-yard jaunt off right end in the fourth quarter.
- Against Indianapolis (11/12), led the team with 103 rushing yards on 19 carries. Hauled in one pass for six yards.
- At Baltimore (11/22), carried the ball 28 times for 133 yards with the game-winning score, his 50th career touchdown. Extended a Titans' scoring drive with a three-yard run on third-and-one late in the second quarter. Ran for a 24-yard gain in the fourth quarter, which put him over the 1,000-yard rushing mark for the third consecutive season. Gave the Titans a 30-24 victory with a 29-yard game-winning, walkoff touchdown run in overtime.
- At Indianapolis (11/29), led the team with 178 rushing yards on 27 carries with three rushing scores. Extended his streak to eight consecutive regular season road games with at least 100 rushing yards. Registered his third career game with at least three rushing touchdowns. Caught two passes for seven yards. Gave the Titans an early 7-0 lead by taking a sweep lateral and sprinting 12 yards for the opening touchdown. Increased the Titans lead to 21-14 with a one-yard touchdown run off right end in the second quarter. On his second touchdown of the day, he passed Charlie Hennigan (51) for fourth place on the franchise's all-time touchdowns list. Kickstarted the Titans' fourth touchdown drive with a 31-yard jaunt off right tackle in the second stanza. Slashed his way to an 11-yard touchdown run and a 28-14 lead with less than two minutes remaining in the first half.
- At Jacksonville (12/13), carried the ball 26 times for 215 yards (8.3 avg.) with two touchdowns. Logged his fourth career game with at least 200 rushing yards and two touchdowns, becoming the NFL's first player to record four such performances, breaking Jim Brown's NFL record of three games that was later matched by Barry Sanders and LaDainian Tomlinson. Registered his ninth consecutive road game with at least 100 rushing yards. Caught two passes for seven yards out of the backfield. Increased the Titans lead to 14-3 with a 36-yard touchdown run up the middle late in the second quarter. Set up the Titans third touchdown of the day with a 47-yard scamper down to the Jaguars' five-yard line early in the third stanza. Gave the Titans a commanding 31-3 advantage with a one-yard touchdown plunge in the third quarter.
- Against Detroit (12/20), rushed 24 times for 147 yards with a touchdown. Caught two passes for five yards. Gave the Titans an early 7-0 lead with a three-yard score off left end for his 15th rushing touchdown of the season. With the touchdown, he joined Terrell Davis (1997-98), Shaun Alexander (2004-05) and Larry Johnson (2005-06) as the only players in NFL history to rush for 1,500 yards and 15 touchdowns in two consecutive seasons. Set up a Titans' touchdown with a 33-yard run down to the Lions' three-yard line on third-and-one on the first play of the fourth quarter. Increased the Titans' lead to 32-18 with a two-point conversion plunge early in the fourth quarter.
- At Green Bay (12/27), rushed 23 times for 98 yards.
- At Houston (1/3), named AFC Offensive Player of the Week after carrying the ball 34 times for a franchise-record 250 rushing yards with two touchdowns in the Titans' division-clinching victory and in the process became the eighth player in NFL history to eclipse 2,000 rushing yards in a season. Became the first player in NFL history with five career games with at least 200 rushing yards and two rushing touchdowns. Gave the Titans a 10-3 lead with a 52-yard touchdown jaunt off right tackle on the first play of the second quarter. Set up the Titans' second touchdown of the afternoon with a 28-yard run to the Texans' one-yard line in the second stanza. Extended the Titans' lead to 24-9 with a six-yard touchdown run off left end in the third quarter. Set up a Titans' touchdown in the third quarter with a 45-yard rumble down the right sideline to the Houston five-yard line in the third quarter.
- Against Baltimore (1/10) in the Wild Card game, rushed 18 times for 40 yards and caught three passes for 11 yards.

2019 (15/15, 3/3): Named the NFL's FedEx Ground Player of the Year. Named second-team All-Pro by the Associated Press. Selected to his first career Pro Bowl. Started 15 games at running back and led the NFL with a career-best 1,540 rushing yards. Led the AFC, ranked third in NFL and led the squad with a career-high 18 total touchdowns. Hauled in 18 receptions for 206 yards with two receiving touchdowns. Ranked second in the AFC and fourth in the NFL with a career-best 1,746 yards from scrimmage. Has posted 24 rushing touchdowns in his past 20 regular season games, which leads the NFL in that time period. Finished with the fourth-best rushing yardage total in franchise history and second in franchise history with 16 rushing touchdowns. Was inactive for one contest. Started all three playoff contests and finished the postseason with 83 rushing attempts for a league-best 446 yards and two touchdowns. His rushing yardage total ranked second in franchise postseason history behind Eddie George's 449 rushing yards during the 1999 playoffs. Hauled in five passes for 21 yards and threw a three-yard touchdown pass. Led the team in rushing yards 17 times in 2019 (at CLE, vs. IND, at ATL, vs. BUF, at DEN, vs. LAC, vs. TB, at CAR, vs. KC, vs. JAX, at IND, at OAK, vs. HOU, at HOU, at NE, at BAL, at KC). Tied for the team lead in receptions once in 2019 (at BAL). With two rushing touchdowns against Kansas City (11/10/19), passed Lorenzo White (29) for fifth place on the franchise's all-time rushing touchdowns list. Became the sixth player in franchise history with at least 12 touchdowns in two or more consecutive seasons. With his 74-yard touchdown run against Jacksonville (11/24/19), he joined Napoleon Kaufman (1997-1999) and Robert Smith (1997-2000) as the only players in NFL history to record a rushing touchdown of at least 70 yards in three consecutive seasons. Passed Steve McNair (3,439 career rushing yards) for sixth place on the team's all-time rushing list and later passed Hoyle Granger (3,514) for fifth place on the team's all-time rushing list at Oakland (12/8/19). Set a franchise playoff record with 182 rushing yards at New England (1/4/20) and then reset it with 195 rushing yards at Baltimore (1/11/20).

- At Cleveland (9/8), started at running back and rushed a game-high 19 times for a team-best 84 yards with a touchdown. Snared one reception for a career-best 75-yard touchdown. It was his first career performance with a rushing touchdown and receiving touchdown in a game. Gave the Titans a 10-6 lead with a one-yard touchdown plunge in the second quarter. Answered a Browns touchdown with a 75-yard touchdown reception on a screen to give the Titans a 22-13 lead late in the third quarter.
- Against Indianapolis (9/15), started at running back and led the team with 82 rushing yards on 15 carries with a touchdown. Caught two passes for 12 yards. Gave the Titans a 14-13 lead with a one-yard touchdown plunge in the third stanza.
- At Atlanta (9/29), started at running back and led the team with 100 rushing yards on 27 carries. Hauled in one reception for eight yards out of the backfield.
- Against Buffalo (10/6), started at running back and led the team with 78 rushing yards on 20 carries with a touchdown. Rumbled for 24 yards on a rush off right end late in the first quarter. Evened the score at 7-7 with a one-yard touchdown plunge on third-and-one in the third quarter.
- Against L.A. Chargers (10/20), started at running back and led the team with 90 rushing yards on 22 rushes with a touchdown. Snagged one reception for 18 yards. Extended the Titans' lead to 23-13 with an 11-yard touchdown rumble off left end in the fourth quarter. On an eight-yard run in the fourth quarter, he passed Ronnie Coleman (2,769 career rushing yards) for ninth place on the franchise's all-time rushing list.
- At Carolina (11/3), started at running back and carried the ball 13 times for 63 yards with a touchdown. Snared three passes for 36 yards with a receiving score. During the Titans' initial touchdown drive in the third quarter, rushed seven times for 47 yards and finished the march with an eight-yard touchdown run up the middle. Cut the Panthers' lead to 24-14 with a 23-yard touchdown reception on a screen early in the final quarter.
- Against Kansas City (11/10), started at running back and rushed 23 times for a then-season-best 188 rushing yards with two touchdowns. Caught two passes for three yards. Gave the Titans a 20-19 with a 68-yard touchdown run up the middle in the third quarter. On his 68-yard touchdown, became the ninth player in franchise history to reach 3,000 career rushing yards. Cut the Chiefs' lead to 29-27 with a one-yard touchdown plunge midway through the fourth quarter.
- Against Jacksonville (11/24), started at running back and rushed 19 times for 159 yards with two touchdowns. Caught one pass for 16 yards. Set up the Titans' second touchdown with a pass to Jonnu Smith which drew a 16-yard pass interference penalty in the end zone in the third quarter. Broke the game open with a 74-yard touchdown run down the left sideline in the third quarter. Less than 30 seconds later after a Titans' fumble

recovery on the ensuing kickoff, gave the team a commanding 28-3 lead with a seven-yard touchdown plunge.

- At Indianapolis (12/1), started at running back and carried the ball 26 times for 149 yards with a touchdown. Tied for the team lead with three receptions for 17 yards. Posted his third consecutive 100-yard+ rushing performance. Kept the Titans' opening touchdown drive alive with a three-yard run on third-and-one in the first quarter. Kickstarted the Titans' second touchdown march with a 34-yard run off right end in the third stanza. Cut the Colts lead to 17-14 with a 13-yard touchdown jaunt on fourth-and-one in the third quarter.
- At Oakland (12/8), started at running back and posted his fourth consecutive 100-yard rushing performance with a team-best 103 yards on the ground on 18 carries with two rushing scores. Caught one pass for six yards. Extended the Titans' first touchdown drive with a 12-yard rumble on third-and-one in the opening quarter. Evened the score at 7-7 with a 12-yard touchdown run off left end in the opening quarter. Gave the Titans a 28-21 lead with a 10-yard touchdown jaunt up the middle in the third stanza.
- At Houston (12/29), named AFC Offensive Player of the Week. Rushed a season-high 32 times for a season-best 211 yards with three touchdowns to become the NFL's leading rusher in 2019. Carried the ball seven times for 46 yards during the Titans' touchdown march to start the second half. Increased the Titans lead to 21-7 with a three-yard touchdown plunge in the third quarter. Gave the Titans a 28-14 advantage with a one-yard touchdown run early in the final stanza. Sealed the victory and captured the 2019 NFL rushing title with a 53-yard touchdown jaunt late in the fourth quarter.
- At New England (1/4), started at running back and led the team with a then franchise playoff record 182 rushing yards on 34 carries with a touchdown. Snared a 22-yard reception out of the backfield. Rushed for the second-most yards on the road in an NFL playoff game since 1950. Fueled the Titans' opening touchdown march with seven carries for 49 yards. Kickstarted the Titans' second touchdown drive with a 29-yard jaunt off right tackle in the second quarter. Set up the Titans' second touchdown with a 22-yard catch on a screen down to the Patriots' one-yard line late in the second quarter. Gave the Titans a 14-13 lead with a one-yard touchdown plunge late in the second stanza. Accounted for all 75 yards during the Titans' second touchdown drive.
- At Baltimore (1/11), started at running back. Collected a franchise postseason record 195 rushing yards on 30 carries and threw his first career touchdown pass. Tied for the team lead with two catches for seven yards. Set up the Titans' third touchdown of the afternoon with a 66-yard jaunt up the middle to the Ravens' six-yard line in the third quarter. Extended the Titans lead to 21-6 with a three-yard touchdown pass to Corey Davis out of the wildcat formation midway through the third stanza.
- At Kansas City (1/19), started at running back and rushed 19 times for 69 yards with a touchdown. Hauled in two passes for minus-eight yards. Gave the Titans a 10-0 lead with a four-yard touchdown run on a direct snap in the first quarter. Extended the Titans' second touchdown drive with a three-yard run on third-and-one in the second stanza.

2018 (16/12): Named to the PFWA's All-AFC team. Played in all 16 games with 12 starts at running back. Led the team and tied for the AFC lead with a then career-best 12 rushing touchdowns. Led the team and ranked second in the AFC with a then career-high 1,059 rushing yards on 215 carries. Hauled in 15 receptions for 99 yards. Completed two of three passes for 14 yards. Set a franchise record with 238 rushing yards and tied a franchise mark with four rushing touchdowns, including an NFL-record-tying 99-yard rushing score against Jacksonville (12/6/18). Led the team in rushing yards eight times in 2018 (vs. HOU, at JAX, at BUF, vs. NE, at IND, vs. JAX, at NYG, vs. WAS). Named AFC Offensive Player of the Week after collecting a franchise-best 238 rushing yards with a franchise-tying four rushing touchdowns against Jacksonville (12/6/18). Named AFC Offensive Player of the Month for December 2018 after registering 97 carries for 625 yards and eight touchdowns. Henry authored one of only four calendar months for the franchise since 1970 in which a player rushed for at least 600 yards.

- Against Houston (9/16), started at running back and led the team with 18 carries and 56 rushing yards. Posted his first career completion with a toss to Taywan Taylor for eight yards on a play out of the Wildcat formation. Extended the Titans' second scoring drive with a five-yard jaunt out of the Wildcat on third-and-one in the first quarter.
- At Los Angeles Chargers in London (10/21), started at running back and carried the ball 12 times for 33 yards with a touchdown. Snared two receptions for 32 yards out of the backfield. Ignited the Titans' second

scoring drive with a 21-yard catch in the second stanza. Cut the Chargers' lead to 17-13 with a one-yard touchdown plunge with 9:43 left to play in the third quarter. Kept the Titans' final touchdown drive alive with a three-yard run on third-and-one in the fourth quarter.

- Against New England (11/11), started at running back and led the team with 58 rushing yards on 11 carries with a then career-high-tying two rushing scores. Extended the Titans lead to 24-10 with a one-yard touchdown plunge late in the second quarter. Sealed the Titans' victory with a 10-yard touchdown run out of the Wildcat to make the score 34-10 in the fourth quarter.

- Against Jacksonville (12/6), named AFC Offensive Player of the Week after rushing 17 times for a franchise-best 238 rushing yards with a franchise-tying four rushing touchdowns. His 238 rushing yards set a new franchise record, breaking Chris Johnson's mark of 228 yards against the Jaguars on Nov. 1, 2009. Became the seventh NFL player since the 1970 AFL-NFL merger with at least four rushing touchdowns and at least 200 rushing yards in a game. Matched Johnson as the only players in NFL history with a rushing touchdown of at least 90 yards and a rushing touchdown of at least 50 yards in the same game. Gave the Titans an early 7-0 lead with a three-yard touchdown plunge in the first quarter. Gave the Titans a commanding 13-2 lead with an NFL record-tying long 99-yard touchdown jaunt that featured multiple stiff arms in the second quarter. Notched his third rushing touchdown of the evening with a 16-yard rumble up the middle in the third quarter. Tied the franchise record with his fourth rushing score on a 54-yard sprint down the right sideline in the third stanza. With his four touchdowns in the game, he set a new career high with nine rushing touchdowns on the season.

- At N.Y. Giants (12/16), started at running back and posted a career-high 33 rushes for 170 yards and two touchdowns. Grabbed one reception out of the backfield. Recorded a team-best 10 first downs. Gave the Titans an early 7-0 lead with a one-yard touchdown plunge on fourth-and-goal in the first stanza. On a 22-yard run in the second quarter, surpassed 2,000 career rushing yards. Increased the Titans lead to 14-0 with his second one-yard touchdown run of the afternoon with 2:20 left to play in the third quarter.

- Against Washington (12/22), started at running back and rushed 21 times for 84 yards with a touchdown. Caught one pass for eight yards. Gave the Titans an early 6-3 lead with a one-yard touchdown plunge in the first quarter. Set up the Titans' game-winning touchdown with an 18-yard rumble down to the Redskins' two-yard line in the final stanza.

- Against Indianapolis (12/30), started at running back and led the team with 93 rushing yards on 16 carries. Hauled in one reception for 13 yards. Set up a Titans' touchdown by rumbling 33 yards to the Colts' 22-yard line late in the third quarter.

2017 (16/2, 2/2): Saw action in all 16 games with two starts at running back and led the team with a career-best 744 rushing yards on 176 carries. Tied for second on the squad with five rushing touchdowns. Caught 11 passes for 136 yards with a touchdown. Started his first two career postseason contests and led the squad with 184 rushing yards on 35 carries with a touchdown. Recorded five catches for 56 yards. Led the team in rushing yards eight times in 2017 (at JAX, vs. IND, vs. BAL, vs. CIN, at PIT, at IND, vs. HOU, at KC). Had three 100-yard rushing performances (including the playoffs) in 2017 (vs. IND, vs. HOU, at KC). Collected a career-best 131 rushing yards against Indianapolis (10/16/17). Set a new single-game postseason franchise record with 191 scrimmage yards at Kansas City (1/6/18), breaking a 57-year-old record.

- At Jacksonville (9/17), saw action as a reserve at running back and led the team with a then career-best 92 rushing yards on 14 carries with a touchdown. Posted 87 of his rushing yards in the second half. Kept the Titans' second scoring drive alive with a two-yard run on third-and-one in the second quarter. Gave the Titans a 16-3 lead with a punishing 17-yard touchdown run up the middle with 6:36 left to play in the third quarter. Extended the Titans' final touchdown drive with a three-yard plunge on third-and-one in the final quarter.

- Against Indianapolis (10/16), saw action as a reserve at running back and led the team with a career-best 131 rushing yards on a career-high 19 rushes with a touchdown. Caught one pass for 14 yards out of the backfield. Sealed the Titans' win with a 72-yard touchdown rumble down the left sideline on third-and-five with 47 second left to play in the game.

- Against Baltimore (11/5), played as a reserve at running back and led the team with 26 rushing yards on eight carries including a touchdown. Caught two passes for 10 yards. Increased the Titans lead to 16-6 with a one-yard touchdown run on third-and-one in the second quarter. Extended the Titans' game-winning touchdown drive with a six-yard catch on third-

and-three in the fourth quarter.

- At Indianapolis (11/26), saw action as a reserve at running back and led the team with 79 rushing yards on 13 carries. Hauled in one reception for 10 yards out of the backfield. During the team's game-winning drive in the fourth quarter, posted five carries for 42 yards and one reception for 10 yards. Helped seal the game with a 16-yard run on the first play after the two-minute warning.

- Against Houston (12/3), played as a reserve at running back and led the team with 109 rushing yards on 11 carries with a score. Set up the Titans' first touchdown with a 24-yard rumble down to the Texans' nine-yard line. Extended the Titans' second touchdown drive with a three-yard run on fourth-and-one late in the third quarter. Clinched the victory with a 75-yard touchdown run on third-and-five late in the fourth quarter.

- At Arizona (12/10), started at running back as the team opened in a two-back set and rushed eight times for 20 yards with a touchdown. Gave the Titans a 7-0 lead with a six-yard touchdown run off left end with 7:16 remaining in the first half.

- Against Jacksonville (12/31), started at running back and carried the ball a career-high 28 times for 51 yards. Led the team with 66 receiving yards and a touchdown. Gave the Titans a 6-0 lead with a 66-yard touchdown catch on a screen pass early in the second quarter.

- At Kansas City (1/6), started at running back and led the team with 156 rushing yards on 23 carries with a touchdown in his first career postseason game. Caught two passes for 35 yards out of the backfield. His 191 scrimmage yards set a new single-game postseason record for the franchise, breaking a 57-year-old record. Cut the Chiefs' lead to 21-16 with a 35-yard touchdown jaunt with 14:08 left to play in the game. Sealed the victory with a 22-yard rumble for a first down on third-and-10 with 1:53 remaining in the game.

2016 (15/2): Played in 15 games with two starts at running back as a rookie and ranked second on the team with 490 rushing yards on 110 carries with five touchdowns. Became the third rookie for the franchise in the "Titans era" to score at least five touchdowns in a season. Hauled in 13 receptions for 137 yards. Did not play in one contest after suffering an injury in pregame warmups. Led the team in rushing yards twice (at CHI, vs. HOU). Tied for the team lead in receptions once (vs. JAX). Appeared in his first career NFL game and started at running back against Minnesota (9/11/16). Posted his first career touchdown against Jacksonville (10/27/16).

- Against Minnesota (9/11), made his NFL debut and started in a two-running back set. Carried the ball five times for three yards and caught two passes for 41 yards. Set up the Titans' opening field goal by hauling in his first career catch and reversing field for a 29-yard gain in the first quarter.

- At Detroit (9/18), played as a reserve at running back and rushed nine times for 40 yards. Caught one pass for nine yards. Extended the Titans' first scoring drive with a five-yard jaunt on third-and-one late in the opening stanza.

- At Miami (10/9), started at running back as the team opened the game in a two-running back set. Rushed seven times for 54 yards with a long rush of 22 yards. Set up the Titans' second touchdown with a 22-yard dash up the middle in the second quarter.

- Against Jacksonville (10/27), played significant snaps as a reserve at running back and rushed 16 times for 60 yards with his first career touchdown. Tied for the team lead with four receptions for 37 yards. Increased the Titans lead to 17-0 with his first career rushing touchdown on a six-yard run off right end in the second quarter. Kept the Titans' final scoring drive alive with a two-yard rumble on third-and-one on the first play of the fourth quarter.

- At San Diego (11/6), did not play after being injured in pregame warmups.

- At Chicago (11/27), played as a reserve at running back and led the team with 60 rushing yards on eight carries with a touchdown. Evened the score at 7-7 with an 11-yard touchdown run off left tackle with four seconds left to play in the first quarter.

- At Kansas City (12/18), played as a reserve at running back and carried the ball nine times for 58 yards with two touchdowns. Carried the ball five times for 41 yards during the Titans' initial touchdown drive that was punctuated by his four-yard touchdown run with 11:58 left to play in the second quarter. Cut the Chiefs' lead to 17-16 with his second touchdown of the afternoon, a one-yard jaunt, with 3:12 left to play in the fourth quarter.

- Against Houston (1/1), played as a reserve at running back and led the team with a career-best 65 rushing yards on 15 carries with a touchdown. Caught one pass for three yards. Kept the Titans' final touchdown drive alive with a 14-yard run on third-and-one in the third quarter. Gave the Titans a 21-7 advantage with a two-yard touchdown jaunt with 4:44 left to

play in the third stanza.

COLLEGE:

- In three seasons at Alabama (2013-15), Henry played in 39 games and totaled 602 carries for a school-record 3,591 yards and 42 rushing touchdowns and added 285 yards on 17 career receptions with three receiving scores. Henry won numerous awards including the Heisman Trophy, the Doak Walker Award, Walter Camp Award, and Maxwell Award. During Alabama's victory over Clemson in the 2016 College Football Playoff National Championship, he broke Shaun Alexander's record for most career rushing yards in Alabama history.
- As a junior (2015), claimed the Crimson Tide's second Heisman Trophy and led his team to the College Football Playoff National Championship. Also won the Doak Walker and Maxwell Award and was selected as the Walter Camp Player of the Year. Named a unanimous first team All-American and first team All-SEC by the league's coaches and the Associated Press. Selected as the SEC Offensive Player of the Year by both outlets. Rushed for a school- and Southeastern Conference record 2,219 yards, which led the nation and was the fifth most in a single-season by an FBS player in college football history. Averaged 147.9 yards per game, which was second in the country. His 28 rushing touchdowns were a national best and an SEC record, snapping Tim Tebow and Tre Mason's old mark of 23. Led the SEC in rushing in conference games with a 179.2 yards per game average, including 13 touchdowns. Had multiple rushing touchdowns in nine games and set the Alabama single-season record with 10 100-yard rushing games and four 200-yard games, which broke Bobby Humphrey's school record (3) set in 1986. Only the third running back in SEC history (Herschel Walker and Bo Jackson) to have four 200-yard games in a single season. Set the school record with 11 consecutive games with a rushing touchdown and finished his career 20 straight, which was the most in the SEC history. Caught 11 passes for 91 yards. Accounted for a team-high 109 first down rushes on a school-record 395 carries. Was a five-time SEC Offensive Player of the Week (Wisconsin, Georgia, Texas A&M, Mississippi State and Auburn).
- At Auburn (11/28/15), produced a Heisman-worthy performance as he rushed his way past the Tigers on the Plains to the tune of a career-high 271 yards on the ground on a school-record 46 carries. Scored a touchdown on his 46th and final carry on a 25-yard jaunt that capped 14 straight rushes to end the game. Earned Walter Camp National Player of the Week honors and SEC Player of the Week accolades.
- Against Clemson (1/11/16), rushed for 158 yards and three touchdowns as the Crimson Tide claimed a 45-40 victory to win the national championship. Carried 36 times, including a 50-yard touchdown scamper in the first quarter and then sealed the win with a one-yard plunge with 1:07 remaining in the game.
- As a sophomore (2014), finished the year with 990 rushing yards on 172 carries with 11 rushing touchdowns. Had five receptions for 133 yards and two receiving touchdowns. Played in all 14 games with two starts and had 21 explosive rushes of 12 yards or more while converting 47 first downs, including four on third down. Three of his five receptions were explosive, taking screen passes 29, 41 and 52 yards.
- As a freshman (2013), as a true freshman saw action in 12 games and totaled 382 rushing yards on 35 carries for a 10.9 yards per carry average. Rushed 10 times (28.6 percent) for 12 yards or more while converting 17 first downs. Took his one pass reception to the end zone for a 61-yard catch and run in the Sugar Bowl. Contributed three tackles on special teams. Registered two 100-yard game (111 vs. Arkansas and 100 vs. Oklahoma).

- Graduated from Alabama in May 2018 with a degree in communications.

PERSONAL:

- Attended Yulee (Fla.) High School, where he was five-star prospect that was listed as the nation's No. 1 athlete and No. 4 running back prospect.
- Was a member of the 2012 All-USA Football Team, chosen by USA Today and also was named the 2012 Maxwell Football Club National High School Player of the Year.
- Broke Ken Hall's 51-year-old national high school rushing record with 12,124 yards after rushing for 4,261 yards as a senior in 2012. Was a Parade Magazine All-American and the publication's National Player of the Year.
- Played for the East squad in the U.S. Army All-American Bowl, rushing for 53 yards with a touchdown and a two-point conversion.
- Named MaxPreps National Player of the Year and first-team All-American after finishing his high school career with 153 rushing touchdowns, which ranks fifth all time, including 55 scores in 2012.
- Set the Florida high school record with a 510-yard performance against Jacksonville Jackson and averaged 9.2 yards per carry and 327.8 yards per game as a senior.
- Named 2012 first-team All-State selection by the Associated Press and was the Player of the Year on the All-First Coast team.
- Named the 2012 Columbus (Ohio) Touchdown Club National High School Player of the Year as a senior.
- As a junior (2011), rushed for 2,610 yards and 34 scores to earn first-team All-Coast honors from the Florida Times-Union.
- As a sophomore (2010) was named first-team All-Coast running back after rushing for 2,788 yards and 38 touchdowns while averaging 8.9 yards per attempt.
- As a freshman (2009), rushed for 2,465 yards and 26 scores.
- Also played basketball and ran track (100, 400, 4x100, 4x400) in high school.
- As a standout track & field athlete, he competed as a sprinter and posted a personal-best time of 11.11 seconds in the 100-meter dash at the 2011 FHSAA 2A District 3 Championships, where he placed seventh.
- List of favorites: (movie) "Remember the Titans"; (musician) Kevin Gates; (place to get away) anywhere with his family; (food) wings; (athletes as a child) LaDainian Tomlinson and Eddie George; (sports teams as a child) New York Yankees, Los Angeles Lakers.
- Follow Henry on Twitter at @kinghenry_2.
- Follow Henry on Instagram at @last_king_2.
- Born Derrick Lamar Henry, Jr. on Jan. 4, 1994 in Yulee, Fla.

DERRICK HENRY'S NFL STATISTICS

REGULAR SEASON

Year	Team	REGULAR SEASON		RUSHING					RECEIVING				
		GP	GS	Att	Yds	Avg	Lg	TD	No	Yds	Avg	Lg	TD
2016	Tennessee	15	2	110	490	4.5	22	5	13	137	10.5	29	0
2017	Tennessee	16	2	176	744	4.2	75t	5	11	136	12.4	66t	1
2018	Tennessee	16	12	215	1,059	4.9	99t	12	15	99	6.6	21	0
2019	Tennessee	15	15	303	1,540	5.1	74t	16	18	206	11.4	75t	2
2020	Tennessee	16	16	378	2,027	5.4	94t	17	19	114	6.0	53	0
2021	Tennessee	8	8	219	937	4.3	76t	10	18	154	8.6	16	0
NFL Totals		86	55	1,401	6,797	4.9	99t	65	94	846	9.0	75t	3

PLAYOFFS

Year	Team	PLAYOFFS		RUSHING					RECEIVING				
		GP	GS	Att	Yds	Avg	Lg	TD	No	Yds	Avg	Lg	TD
2017	Tennessee	2	2	35	184	5.3	35t	1	5	56	11.2	29	0
2019	Tennessee	3	3	83	446	5.4	66	2	5	21	4.2	22	0
2020	Tennessee	1	1	18	40	2.2	8	0	3	11	3.7	7	0
2021	Tennessee	1	1	20	62	3.1	9	1	0	0	-	0	0
NFL Totals		7	7	156	732	4.7	66	4	13	88	6.8	29	0

Single-Game Highs

Rushes - **35 at Seattle (9/19/21)**
 Rushing Yards - 250 at Houston (1/3/21)
 Long Rush - 99t vs. Jacksonville (12/6/18)
 Touchdowns - 4 vs. Jacksonville (12/6/18)
 Receptions - **6 at Seattle (9/19/21)**
 Receiving Yards - 75 at Cleveland (9/8/19)
 Long Reception - 75t at Cleveland (9/8/19)
 Touchdowns - 1 (Three times, last at Carolina 11/3/19)

Additional Statistics

Pass Attempts - 2 for 3 for 14 yards (2018); **1 for 1 for 5-yard touchdown (2021)**
 Tackles - 4 (2018), 1 (2019)
 Two-Point Conversions - 1 run (2020), **1 run (2021)**
 Fumble Recoveries - 1 (2020), **1 (2021)**

Playoff Single-Game Highs

Rushes - 34 at New England (1/4/20)
 Rushing Yards - 195 at Baltimore (1/11/20)
 Long Rush - 66 at Baltimore (1/11/20)
 Touchdowns - **1 (Four times, last vs. Cincinnati 1/22/22)**
 Receptions - 3 (Twice, last vs. Baltimore 1/10/21)
 Receiving Yards - 35 at Kansas City (1/6/18)
 Long Reception - 29 at Kansas City (1/6/18)

Additional Playoff Statistics

Pass Attempts - 1 for 1 for 3-yard touchdown at Baltimore (1/11/20)
 Fumble Recoveries - 1 (2019)



40 DONTRELL HILLIARD

RUNNING BACK • 5'11" • 202 LBS • COLLEGE: TULANE
ACQUIRED: FREE AGENT - 2021 • NFL EXPERIENCE (NFL/TITANS): 4/1
HOMETOWN: BATON ROUGE, LA.
GAMES PLAYED/GAMES STARTED: 40/5 (PLAYOFFS: 1/0)

PRO: The Titans signed running back Dontrell Hilliard to their practice squad on Oct. 27, 2021. The 5-foot-11-inch, 202 pounder was originally signed as an undrafted college free agent by the Cleveland Browns in 2018. Prior to arriving in Tennessee, the Tulane product appeared in 32 games with stops in Cleveland (2018-20) and Houston (2020) and has rushed 22 times for 97 yards and two touchdowns, while also registering 22 receptions for 199 yards. As a returner, he has posted a 7.1-yard average on 15 punt returns and 23.1-yard average on 23 kickoff returns.

CAREER HIGHLIGHTS:

- In his first career rushing attempt, Hilliard scored a four-yard touchdown against the Tennessee Titans on Sept. 8, 2019.

TITANS TIDBITS:

- Hilliard competed in outdoor track and field while at Tulane. His 4x100-relay team placed third in the AAC.
- Hilliard is active in supporting and promoting Fuel Up to Play 60, the leading in-school health and wellness program that empowers students and educators to work together to build healthier schools and create healthy, high achieving students. He also supports gun violence prevention. Hilliard has represented both causes during My Cause, My Cleats.

CAREER TRANSACTIONS:

- The Baton Rouge, la., native was originally signed by the Cleveland Browns as an undrafted college free agent on May, 5, 2018.
- Waived by the Browns on Sept. 1, 2018 and signed to the team's practice squad a day later.
- Signed by the Browns to the team's active roster off the practice squad on Oct. 9, 2018.
- Waived by the Browns on Sept. 5, 2020 and signed to the team's practice squad a day later.
- Signed by the Browns to the team's active roster off the practice squad on Sept. 30, 2020.
- Waived by the Browns on Dec. 13, 2020.
- Claimed off waivers by the Houston Texans on Dec. 15, 2020.
- Waived by the Texans on Aug. 19, 2021.
- Signed by the Titans to their practice squad on Oct. 27, 2021.
- Activated from the practice squad to the active roster standard elevation on Oct. 30, 2021.
- Activated from the practice squad to the active roster standard elevation on Nov. 20, 2021.

SEASON RECAPS:

2021 (8/5, 1/0 - Tennessee): Saw action in eight games with five starts at running back in his first season with the Titans after being signed as a signed free agent on Oct. 27. Ranked third on the team with a career-high 350 rushing yards on 56 carries with two touchdowns. Hauled in 19 receptions for 87 yards. Spent two games on the team's practice squad. Saw action as a reserve in the postseason contest and grabbed three receptions for 13 yards. Led the team in rushing yards once in 2021 (at NE). Led or tied for the team lead in receptions three times in 2021 (vs. HOU, at PIT, vs. MIA). Made his first career NFL start at New England (11/28/21).

- At Indianapolis (10/31), made his Titans debut as a reserve on special teams. Served as the kickoff returner, but didn't record any returns.
- Against Houston (11/21), played as a reserve at running back and led the team with a career-best eight receptions for a career-high 47 yards. Carried the ball a career-best seven times for a career-high 35 yards. Set

a career high and ranked second on the team with 82 scrimmage yards. Returned three kickoffs for 65 yards. Kept the Titans' touchdown drive alive in the third quarter with a five-yard reception on fourth-and-three.

- At New England (11/28), made his first career NFL start at running back and rushed a career-high 12 times for a career-best 131 yards with a touchdown. Combined with D'Onta Foreman (109 rushing yards) to become the franchise's first duo with at least 100 rushing yards each in the same game since Chris Johnson and LenDale White in 2008. Caught one pass for two yards. Added two kickoff returns for 42 yards. Made it a one-score game after sprinting for a career-long 68-yard touchdown run on third-and-three late in the second quarter.
- Against Jacksonville (12/12), started at running back and carried the ball six times for 13 yards.
- At Pittsburgh (12/19), started at running back and rushed nine times for 49 yards. Tied for the team lead with four receptions for 10 yards.
- Against San Francisco (12/23), started at running back and carried the ball five times for 20 yards. Hauled in two receptions out of the backfield.
- Against Miami (1/2), started at running back and rushed eight times for 45 yards with a score. Tied for the team lead with three receptions for 33 yards. Returned one kickoff for 24 yards. Concluded the scoring with a 39-yard touchdown run on third-and-11 late in the fourth quarter.
- At Houston (1/9), played as a reserve at running back and carried the ball nine times for 57 yards. Snared one reception out of the backfield. Returned two kickoffs for 46 yards. Helped run the clock out in the fourth quarter with a two-yard run on third-and-two. Sealed the victory with an 11-yard rush for a first down late in the final stanza.
- Against Cincinnati (1/22), made his postseason debut as a reserve at running back and on special teams. Caught three passes for 13 yards out of the backfield and returned one kickoff for 26 yards. Extended the Titans' first touchdown drive with a three-yard catch on third-and-three in the second stanza.

2020 (5/0 - Cleveland; 2/0 - Houston): Saw action as a reserve in seven total games and rushed nine times for 48 yards while with the Browns and the Texans.

- At Pittsburgh (10/18), rushed for a career-high 29 yards on four carries.

2019 (14/0 - Cleveland): Saw action in a career-best 14 games and recorded 13 carries for 49 yards and two touchdowns while also hauling in 12 receptions for 95 yards. Served as Browns' primary returner in 2019 and recorded a 24.8-yard kickoff return average and 7.1-yard punt return average. Registered career-high 10 special teams tackles

- Against Tennessee (9/8), became first Browns player to score a rushing touchdown on his first career carry since Isaiah Crowell on Sept. 7, 2014.
- At Baltimore (9/29), tallied a career-high six rushes for 27 yards with a touchdown.
- Against Seattle (10/13), recorded a career-long 74-yard kickoff return, the longest kickoff return by a Brown since 2013.

2018 (11/0 - Cleveland): Appeared in 11 games during his rookie season and recorded nine catches for 105 yards. He also returned 11 kickoffs for 264 yards.

- Against Los Angeles Chargers (10/14), he made is NFL debut and returned a kickoff for a season-high 31 yards.
- At Houston (12/2), set career highs with four receptions and 40 receiving yards.

COLLEGE:

- Played in 47 career games with 33 starts at Tulane and rushed 557 times

for 2,948 yards and 30 touchdowns while also collecting 70 receptions for 740 yards and four scores. Also returned 18 kickoffs for 278 yards in his four-year career.

- As a senior (2017), started all 12 games, rushing 210 times for 1,091 yards and 12 touchdowns. Also caught eight passes for 115 yards and a pair of touchdowns. Earned American Athletic Conference second-team honors
- As a junior (2016), started all 11 games, leading the team in both rushing yards (759) and rushing touchdowns (nine) on 135 rushing attempts.
- As a sophomore (2015), saw action in 12 games with two starts and led the team in rushing attempts (115), rushing yards (646) and rushing touchdowns (six).
- As a freshman (2014), played in 12 games with two starts, logging 97 rushes for 452 yards and three touchdowns.
- Majored in digital design at Tulane.

PERSONAL:

- Attended Scotlandville (La.) High School and lettered in all four years

while helping lead his team to a 26-13 overall record with three trips to the state playoffs.

- Received all-district honors all four years and was first team as a sophomore, junior and senior.
- Named honorable mention all-state as a senior after running for 978 yards for 16 touchdowns.
- Hilliard would be an engineer if he wasn't playing football.
- Follow Hilliard on Twitter at @D_Hilliard26 and on Instagram at @d_hilliard26
- Born Dontrell Donmond Hilliard on Feb. 26, 1995 in Baton Rouge, La.

DONTRELL HILLIARD'S GAME-BY-GAME

2018 Cleveland Browns				RUSHING					RECEIVING				
Date	Opp	W/L	P/S	Att	Yds	Avg	Lg	TD	No	Yds	Avg	Lg	TD
Sept 9	Pit	T	PS										
Sept 16	@ NO	L	PS										
Sept 23	NYJ	W	PS										
Sept 30	@ Oak	L	PS										
Oct 7	Bal	W	PS										
Oct 14	LAC	L	p	0	0	-	0	0	0	0	-	0	0
Oct 21	@ TB	L	p	0	0	-	0	0	0	0	-	0	0
Oct 28	@ Pit	L	p	0	0	-	0	0	1	24	24.0	24	0
Nov 4	KC	L	p	0	0	-	0	0	0	0	-	0	0
Nov 11	Atl	W	p	0	0	-	0	0	1	6	6.0	6	0
Nov 25	@ Cin	W	p	0	0	-	0	0	0	0	-	0	0
Dec 2	@ Hou	L	p	0	0	-	0	0	4	40	10.0	23	0
Dec 9	Car	W	p	0	0	-	0	0	2	20	10.0	12	0
Dec 15	@ Den	W	p	0	0	-	0	0	0	0	-	0	0
Dec 23	Cin	W	p	0	0	-	0	0	1	15	15.0	15	0
Dec 30	@ Bal	L	p	0	0	-	0	0	0	0	-	0	0
Totals		5-6	11/0	0	0	-	0	0	9	105	11.7	24	0

2019 Cleveland Browns				RUSHING					RECEIVING				
Date	Opp	W/L	P/S	Att	Yds	Avg	Lg	TD	No	Yds	Avg	Lg	TD
Sept 8	Ten	L	p	1	4	4.0	4t	1	1	14	14.0	14	0
Sept 16	@ NYJ	W	IA										
Sept 22	LAR	L	p	0	0	-	0	0	0	0	-	0	0
Sept 29	@ Bal	W	p	6	27	4.5	11	1	2	27	13.5	19	0
Oct 7	@ SF	L	p	0	0	-	0	0	0	0	-	0	0
Oct 13	Sea	L	p	0	0	-	0	0	2	17	8.5	14	0
Oct 27	@ NE	L	p	1	10	10.0	10	0	4	24	6.0	14	0
Nov 3	@ Den	L	p	5	8	1.6	4	0	2	6	3.0	4	0
Nov 10	Buf	W	p	0	0	-	0	0	0	0	-	0	0
Nov. 14	Pit	W	p	0	0	-	0	0	0	0	-	0	0
Nov 24	Mia	W	p	0	0	-	0	0	0	0	-	0	0
Dec 1	@ Pit	L	p	0	0	-	0	0	0	0	-	0	0
Dec 8	Cin	W	p	0	0	-	0	0	0	0	-	0	0
Dec 15	@ Ari	L	p	0	0	-	0	0	0	0	-	0	0
Dec 22	Bal	L	p	0	0	-	0	0	1	4	4.0	4	0
Dec 29	@ Cin	L	IR										
Totals			14/0	13	49	3.8	11	2	12	92	7.7	19	0

2020 Cleveland Brown				RUSHING					RECEIVING				
Date	Opp	W/L	P/S	Att	Yds	Avg	Lg	TD	No	Yds	Avg	Lg	TD
Oct. 4	@ Dal	W	p	5	19	3.8	10	0	1	2	2.0	2	0
Oct. 11	Ind	W	p	0	0	-	0	0	0	0	-	0	0
Oct. 18	@ Pit	L	p	4	29	7.3	19	0	0	0	-	0	0
Oct 25	@ Cin	W	p	0	0	-	0	0	0	0	-	0	0
Nov. 1	LV	L	p	0	0	-	0	0	0	0	-	0	0
Totals		3-2	5/0	9	48	5.3	19	0	1	2	2.0	2	0

2020 Houston Texans				RUSHING					RECEIVING				
Date	Opp	W/L	P/S	Att	Yds	Avg	Lg	TD	No	Yds	Avg	Lg	TD
Dec. 27	Cin	L	p	0	0	-	0	0	0	0	-	0	0
Jan 3	Ten	L	p	0	0	-	0	0	0	0	-	0	0
Totals		0-2	2/0	0	0	-	0	0	0	0	-	0	0

2021 Tennessee Titans				RUSHING					RECEIVING				
Date	Opp	W/L	P/S	Att	Yds	Avg	Lg	TD	No	Yds	Avg	Lg	TD
Oct 31	@ Ind	W	p	0	0	-	0	0	0	0	-	0	0
Nov 7	@ LAR	W	PS										
Nov 14	NO	W	PS										
Nov 21	Hou	L	p	7	35	5.0	16	0	8	47	5.9	10	0
Nov 28	@ NE	L	S	12	131	10.9	68t	1	1	2	2.0	2	0
Dec 12	Jax	W	S	6	13	2.2	4	0	0	0	-	0	0
Dec 19	@ Pit	L	S	9	49	5.4	15	0	4	10	2.5	5	0
Dec 23	SF	W	S	5	20	4.0	9	0	2	-6	-3.0	2	0
Jan 2	Mia	W	S	8	45	5.6	39t	1	3	33	11.0	28	0
Jan 9	@ Hou	W	p	9	57	6.3	16	0	1	1	1.0	1	0
Totals		7-3	8/5	56	350	6.3	68t	2	19	87	4.6	28	0
Playoffs													
Jan 22	Cin	L	p	0	0	-	0	0	3	13	4.3	5	0
Totals		0-1	1/0	0	0	-	0	0	3	13	4.3	5	0

DONTRELL HILLIARD'S NFL STATISTICS

REGULAR SEASON				RUSHING					RECEIVING				
Year	Team	GP	GS	Att	Yds	Avg	Lg	TD	No	Yds	Avg	Lg	TD
2018	Cleveland	11	0	0	0	0	0	0	9	105	11.7	24	0
2019	Cleveland	14	0	13	49	3.8	11	2	12	92	7.7	19	0
2020	CLE/HOU	7	0	9	48	5.3	19	0	1	2	2.0	2	0
2021	Tennessee	8	5	56	350	6.3	68t	2	19	87	4.6	28	0
NFL Totals		40	5	78	447	5.7	68t	4	41	286	7.0	28	0

REGULAR SEASON				PUNT RETURNS				KICKOFF RETURNS				
Year	Team	No	FC	Yds	Avg	Lg	TD	No	Yds	Avg	Lg	TD
2018	Cleveland	0	0	0	-	0	0	11	264	24.0	31	0
2019	Cleveland	15	6	107	7.1	18	0	17	421	24.8	74	0
2021	CLE/HOU	0	0	0	-	0	0	7	125	17.9	23	0
2021	Tennessee	0	0	0	-	0	0	8	177	22.1	26	0
NFL Totals		15	6	107	7.1	18	0	43	987	23.0	74	0

PLAYOFFS				RECEIVING					RUSHING				
Year	Team	GP	GS	No	Yds	Avg	Lg	TD	Att	Yds	Avg	Lg	TD
2021	Tennessee	1	0	0	0	-	0	0	3	13	4.3	5	0
NFL Totals		1	0	0	0	-	0	0	3	13	4.3	5	0

PLAYOFFS				PUNT RETURNS				KICKOFF RETURNS				
Year	Team	No	FC	Yds	Avg	Lg	TD	No	Yds	Avg	Lg	TD
2021	Tennessee	0	0	0	-	0	0	1	26	26.0	26	0
NFL Totals		0	0	0	-	0	0	1	26	26.0	26	0

Single-Game Highs

Rushes - **12 at New England (11/28/21)**
 Rushing Yards - **131 at New England (11/28/21)**
 Long Rush - **68t at New England (11/28/21)**
 Touchdowns - **1 (Four times, last vs. Miami 1/2/22)**
 Receptions - **8 vs. Houston (11/21/21)**
 Receiving Yards - **47 vs. Houston (11/21/21)**
 Long Reception - **28 vs. Miami (1/2/22)**
 Kickoff Returns - 4 at Arizona (12/15/19)
 Kickoff Return Yards - 102 vs. Seattle (10/13/19)
 Kickoff Return Long - 74 vs. Seattle (10/13/19)
 Punt Returns - 2 (Five times, last vs. Cincinnati 12/8/19)
 Punt Return Yards - 20 at Denver (11/3/19)
 Punt Return Long - 18 vs. Tennessee (9/8/19)

Additional Career Statistics

Misc. Tackles - **3 (2021)**
 Fumble Recoveries - **1 (2021)**

Playoff Single-Game Highs

Receptions - **3 vs. Cincinnati (1/22/22)**
 Receiving Yards - **13 vs. Cincinnati (1/22/22)**
 Long Reception - **5 vs. Cincinnati (1/22/22)**
 Kickoff Returns - **1 vs. Cincinnati (1/22/22)**
 Kickoff Return Yards - **26 vs. Cincinnati (1/22/22)**
 Kickoff Return Long - **26 vs. Cincinnati (1/22/22)**



18 KEVIN HOGAN

QUARTERBACK • 6'3" • 218 LBS • COLLEGE: STANFORD
ACQUIRED: FREE AGENT - 2021 • NFL EXPERIENCE (NFL/TITANS): 4/1
HOMETOWN: MCLEAN, VA.
GAMES PLAYED/GAMES STARTED: 9/1 (PLAYOFFS: 0/0)

PRO: The Titans signed free agent Kevin Hogan to the practice squad during Week 10 of the 2021 season to add depth to the quarterbacking unit. The 6-foot-3-inch, 218-pounder entered the NFL as a fifth-round selection (162nd overall) by the Kansas City Chiefs in the 2016 NFL Draft. He has played in eight games with one start, all with the Cleveland Browns (2016-17). In those eight games, he completed 60 of 101 passes for 621 yards and four touchdowns with seven interceptions. Hogan has also spent time with Washington Football Team (2018), Denver Broncos (2018-19) and Cincinnati Bengals (2020). In four years at Stanford (2012-15), he played in 51 games and set multiple school records including most career offensive yards (10,664), most career wins by a quarterback (36) and most career rushing yards by a quarterback (1,279).

CAREER HIGHLIGHTS:

- In 2017, Hogan appeared in a career-best four games with one start and set career-highs in passes attempted (75), passes completed (46), passing yards (517) and touchdown passes (four).
- In his NFL debut in Week 7 of 2016, Hogan recorded a 100-yard rushing game with seven carries for 104 yards and one score.

TITANS TIDBITS:

- Hogan's grandfather, James M. O'Brien, played football at Navy. His uncles, Coley O'Brien and Ivan Brown, played football at Notre Dame. His cousin, Sean O'Brien, played football at Arizona.
- Hogan's late father Jerry, passed away after a five-year battle with colon cancer. Jerry worked in government relations in Washington D.C.

CAREER TRANSACTIONS:

- The McLean, Va., native was originally selected by the Kansas City Chiefs in the fifth round (162nd overall) of the 2016 NFL Draft.
- Waived by the Chiefs on Sept. 3, 2016.
- Signed by the Cleveland Browns to the team's practice squad on Sept. 5, 2016.
- Signed by the Browns to the team's active roster off of the practice squad on Oct. 11, 2016.
- Traded by the Browns along with a 2018 sixth-round pick to the Washington Football Team in exchange for a 2018 sixth-round pick on April 6, 2018.
- Waived by Washington on Sept. 1, 2018.
- Claimed by the Denver Broncos off waivers from Washington on Sept. 2, 2018.
- Waived by the Broncos on Aug. 31, 2019.
- Signed by the Cincinnati Bengals to the team's practice squad on Nov. 28, 2020.
- Released from the Bengals' practice squad on Jan. 4, 2021.
- Signed by the Titans to the team's practice squad on Nov. 10, 2021.
- Activated from the practice squad to the active roster standard elevation on Nov. 27, 2021.

SEASON RECAPS:

2021 (1/0 - Tennessee): Saw action as a reserve in one contest. Spent seven games on the team's practice squad.

- At New England (11/28), made his Titans debut as a reserve for the final series of the game.

2020 (0/0 - Cincinnati): Spent six weeks on the Bengals practice squad. Did not play in one contest as the backup quarterback.

- Against Pittsburgh (12/21), did not play as the backup quarterback.

2019 (0/0 - Denver): Spent the offseason with the Denver Broncos but was waived during roster cuts.

2018 (0/0 - Denver): Traded by the Cleveland Browns to the Washington Football Team during the offseason. Waived by Washington during roster cuts and claimed by the Denver Broncos. Was inactive for seven games and was active but did not play in the final nine contests with the Broncos.

2017 (4/1 - Cleveland): Appeared in a career-best four games with one start and completed 46 of 75 passes for 517 yards with four touchdowns and five interceptions for a 71.9 passer rating. Set career-highs in passes attempted (75), passes completed (46), passing yards (517) and touchdown passes (four). Added 10 carries for 71 yards.

- Against the N.Y. Jets (10/8), completed 16 of 19 passes for 194 yards and two touchdowns with one interception for a 122.4 passer rating. Completed a 41-yard touchdown pass. Added four carries for 30 yards.
- At Houston (10/15), made his first career start and completed 20 of 37 passes for 140 yards with one touchdown and three interceptions. Added 36 rushing yards on five carries.

2016 (4/0 - Cleveland): Originally drafted by the Kansas City Chiefs in the fifth round (162nd overall) but was waived during roster cuts and signed to the Cleveland Browns practice squad. Signed to the Browns active roster during Week 6. Appeared in four games and completed 14 of 26 passes for 104 yards with no touchdowns and two interceptions. Added eight carries for 105 yards and a score. Spent five weeks on the Browns practice squad, was inactive for six games and did not play in one contest.

- At Cincinnati (10/23), made his NFL debut as a reserve at quarterback and completed 12 of 24 passes for 100 yards and two interceptions. Recorded seven carries for 104 yards and one touchdown. His 28-yard rushing score was the longest by a Browns quarterback in team history.

COLLEGE:

- Appeared in 51 games over four seasons (2012-15) at Stanford and set multiple school records including most career offensive yards (10,664), most career wins by a quarterback (36), and most career rushing yards by a quarterback (1,279). Completed 727 of 1,103 passes for 9,385 yards and 75 touchdowns. Rushed 315 times for 1,279 yards and 15 touchdowns. Named team captain in 2014-15.
- As a senior (2015), saw action in 14 games and completed 206 of 304 passes for 2,867 yards and 27 touchdowns. Carried the ball 85 times for 366 yards and six touchdowns. Earned All-Pac-12 second-team honors.
- As a junior (2014), appeared in 13 games and completed 232 of 352 passes for 2,792 yards and 19 touchdowns. Added 91 rushes for 295 yards and five scores. Named Foster Farms Bowl Offensive MVP.
- As a sophomore (2013), played in 14 games and completed 180 of 295 passes for 2,630 yards and 20 touchdowns. Carried the ball 84 times for 355 yards and two scores.
- As a redshirt freshman (2012), appeared in 10 games with five starts and completed 109 of 152 passes for 1,096 yards and nine scores. Added 55 carries for 263 yards and two touchdowns.
- Redshirted in 2011.
- Majored in science, technology and society at Stanford.

PERSONAL:

- Attended Gonzaga (D.C.) High School where he passed for 1,820 yards and 14 touchdowns. Rushed for 366 yards and six touchdowns as a senior.
- Named the 2010 D.C. Player of the Year and was a two-time first team All-Washington Catholic Athletic Conference player.

- Also lettered in basketball.
- Follow Hogan on Instagram @khoagie8.
- Son of Donna and the late Jerry Hogan.
- Has one brother, Brian, and one sister, Kelly.
- Born Kevin Michael Hogan on Oct. 20, 1992 in McLean, Va.

KEVIN HOGAN'S GAME-BY-GAME

2021 Tennessee Titans				PASSING											RUSHING					COMBINED RUSH + PASS		
Date	Opp	W/L	P/S	Att	Cmp	Pct	Yds	Yds/Att	TD	Int	Lg	Sk	Lst	Rating	Att	Yds	Avg	Lg	TD	Yards	Touchdowns	
Nov 14	NO	W	PS																			
Nov 21	Hou	L	PS																			
Nov 28	@ NE	L	p	0	0	-	0	-	0	0	0	0	0	-	0	0	-	0	0	0	0	0
Dec 12	Jax	W	PS																			
Dec 19	@ Pit	L	PS																			
Dec 23	SF	W	PS																			
Jan 2	Mia	W	PS																			
Jan 9	@ Hou	W	PS																			
Totals		5-3	1/0	0	0	-	-	-	0	0	0	0	0	-	0	0	-	0	0	0	0	0

KEVIN HOGAN'S NFL STATISTICS

REGULAR SEASON			PASSING											RUSHING				
Year	Team	GP/GS	Att	Cmp	Pct	Yds	Yd/Att	TD	INT	Lg	Sk	Yds	Rat	Att	Yds	Avg	Lg	TD
2016	CLE	4/0	26	14	53.8	104	4.0	0	2	17	2	10	31.6	8	105	13.1	28t	1
2017	CLE	4/1	75	46	61.3	517	6.9	4	5	49	6	35	71.9	10	71	7.1	11	0
2018	DEN	0/0	0	0	-	0	0.0	0	0	0	0	0	-	0	0	-	0	0
2020	CIN	0/0	0	0	-	0	0.0	0	0	0	0	0	-	0	0	-	0	0
2021	TEN	1/0	0	0	-	0	0.0	0	0	0	0	0	-	0	0	-	0	0
NFL Totals		9/1	101	60	59.4	621	6.1	4	7	49	8	45	61.5	18	176	9.8	28t	1

Single-Game Highs

Attempts - 37 at Houston (10/15/17)
 Completions - 20 at Houston (10/15/17)
 Passing Yards - 194 vs. N.Y. Jets (10/8/17)
 Touchdown Passes - 2 vs. N.Y. Jets (10/8/17)
 Long Completion - 49 at Baltimore (9/17/17)

Rushes - 7 at Cincinnati (10/23/16)
 Rushing Yards - 104 at Cincinnati (10/23/16)
 Long Rush - 28t at Cincinnati (10/23/16)
 Rushing Touchdowns - 1 at Cincinnati (10/23/16)



16 CODY HOLLISTER

WIDE RECEIVER • 6'4" • 216 LBS • COLLEGE: ARKANSAS
ACQUIRED: FREE AGENT - 2019 • NFL EXPERIENCE (NFL/TITANS): 3/2
HOMETOWN: BEND, ORE.
GAMES PLAYED/GAMES STARTED: 10/1 (PLAYOFFS: 0/0)

PRO: The Titans signed Cody Hollister as a free agent following a tryout during 2019 rookie minicamp. He spent the entire 2019 and 2020 campaigns with the team on either the 53-man roster, the practice squad or practice squad/reserve list, appearing in a total of seven contests. The 6-foot-4-inch, 216-pounder is known as a good route-runner and has a large catch radius. A product of the University of Arkansas, Hollister spent his first two NFL seasons a member of the New England Patriots—the first campaign on the practice squad and the second on injured reserve.

CAREER HIGHLIGHTS:

- In 2019, he saw action for the first time in his career, posting two catches for 13 yards in five games with the Titans.

TITANS TIDBITS:

- Hollister's twin brother, Jacob, was a tight end at Wyoming and was also signed by the New England Patriots along with Cody as rookie free agents in 2017. The two brothers were teammates with the Patriots for the 2017 and 2018 campaigns. Jacob now plays for the Buffalo Bills.
- Hollister is a talented singer/songwriter and has used social media to post several song performances. In 2020, he wrote a song called "Frontlines" to honor front line workers during the COVID-19 pandemic
- He is very comfortable in the kitchen and used the 2020 quarantine due to the coronavirus as a time to hone his culinary skills.

CAREER TRANSACTIONS:

- The Bend, Ore., native was signed by the New England Patriots as an undrafted free agent on May 5, 2017.
- Waived by the Patriots on Sept. 2, 2017 and signed to the team's practice squad a day later.
- Waived by the Patriots on July 24, 2018 with a non-football injury and moved to injured reserve - non-football injury on Sept. 1, 2018.
- Signed by the Titans as a free agent on May 13, 2019.
- Waived by the Titans on Aug. 31, 2019 and signed to the team's practice squad a day later.
- Signed by the Titans to their active roster from the practice squad on Nov. 9, 2019.
- Waived by the Titans on Sept. 15, 2020 and signed to the team's practice squad two days later.
- Activated from the practice squad to the active roster COVID-19 replacement on Oct. 13, 2020.
- Re-signed by the Titans on Jan. 11, 2021.
- Waived by the Titans from injured reserve with an injury settlement on Aug. 17, 2021.
- Signed by the Titans to their practice squad on Nov. 16, 2021.
- Activated from the practice squad to the active roster COVID-19 replacement on Nov. 27, 2021.
- Activated from the practice squad to the active roster standard elevation on Dec. 11, 2021.
- Activated from the practice squad to the active roster standard elevation on Dec. 18, 2021.

SEASON RECAPS:

2021 (3/1 - Tennessee): Saw action in three games with a start at wide receiver and posted a career-high four receptions for a career-best 33 receiving yards. Spent four regular season games and the postseason contest on the team's practice squad. Tied for the team lead in receptions once in 2021 (at NE). Made his first career NFL start at New England (11/28/21).

- At New England (11/28), made his first career NFL start at wide receiver and tied for the team lead with two receptions for a career-best 22 yards.
- Against Jacksonville (12/12), saw significant action as a reserve at wide receiver and caught one pass for six yards.
- At Pittsburgh (12/19), saw significant action as a reserve at wide receiver and caught one pass for five yards. Extended the Titans' final scoring drive with a five-yard reception on third-and-four in the second stanza.

2020 (2/0, 0/0 - Tennessee): Appeared in two games and caught one pass for 12 yards. Spent 14 weeks on the team's practice squad, including two games on the practice squad reserve/COVID-19 list. Was elevated to the active roster from the practice squad on gameday once. Was on the practice squad for the postseason contest.

- At Denver (9/14), played as a reserve on special teams.
- Against Buffalo (10/13), saw action as a reserve at wide receiver and snared one reception for 12 yards. Converted a third-and-four with a 12-yard catch during the Titans' initial fourth quarter touchdown drive.

2019 (5/0, 0/0 - Tennessee): Saw action as a reserve in five games and caught two passes for 13 yards. Registered two special teams tackles. Was inactive for two games. Spent nine weeks on the Titans' practice squad. Was inactive for all three postseason contests. Tied for the team lead in special teams tackles once (at OAK). Appeared in his first career NFL contest against Kansas City (11/10/19).

- Against Kansas City (11/10), made his NFL debut as a reserve on special teams.
- At Indianapolis (12/1), saw action as a reserve at wide receiver and caught two passes for 13 yards.
- At Oakland (12/8), played as a reserve at wide receiver and on special teams. Tied for the team lead with a special teams tackle on coverage units.
- Against New Orleans (12/22), played as a reserve on special teams and registered a tackle on coverage units.

2018 (0/0, 0/0 - New England): Spent the entire season on injured reserve with a non-football injury.

2017 (0/0, 0/0 - New England): Was released prior to the start of the regular season and spent the entire 2017 season on the Patriots' practice squad.

COLLEGE:

- Played in 29 games with 12 starts at Arkansas and caught 27 passes for 342 yards and a touchdown. Also rushed twice for 48 yards and one score. Caught at least one pass in 13 games and 16 of his catches converted first downs.
- As a senior (2016), appeared in 11 games and collected 10 receptions for 140 yards, while rushing twice for 48 yards and a touchdown. Shared the team's Special Teams MVP award with punter Toby Baker after tallying eight tackles on the punt and kickoff teams. Seven of 10 receptions resulted in a first down.
- As a junior (2015), missed a majority of the season due to a broken foot. Played in five games and recorded four receptions for 65 yards.
- As a sophomore (2014), attended Arkansas and appeared in all 13 games with seven starts at wide receiver. Registered 13 receptions for 137 yards and one touchdown.
- As a redshirt freshman (2013), attended Arizona Western Community College and was a first team all-conference selection after leading the team with 69 receptions for 934 yards and five touchdowns.

- As a freshman (2012), redshirted at Nevada.
- Earned a marketing degree in May 2016 from Arkansas and was a two-time Fall SEC Academic Honor Roll honoree (2014-15).

- Also played basketball and baseball.
- Follow Hollister on Twitter at @C_hollister81.
- Follow Hollister on Instagram at @codyhollister.
- Born Cody Hollister on Nov. 18, 1993 in Bend, Ore.

PERSONAL:

- Attended Mountain View (Ore.) High School helped lead the team to the 5A state championship.
- Was named first team All-State in his senior season and finished the 2011 season with 64 receptions for 1,038 yards and 15 touchdowns. Caught 12 passes for 146 yards in the state championship game, giving the city of Bend its first state title since 1940.
- As a junior, he caught 72 passes for 1,270 yards and 15 touchdowns while helping Mountain View advance to the semifinal round of the state playoffs.

CODY HOLLISTER'S GAME-BY-GAME

2019 Tennessee Titans					RECEIVING				
Date	Opp.	W/L	P/S	No	Yds	Avg	Lg	TD	
Sept 8	@ Cle	W	PS						
Sept 15	Ind	L	PS						
Sept 19	@ Jax	L	PS						
Sept 29	@ Atl	W	PS						
Oct 6	Buf	L	PS						
Oct 13	@ Den	L	PS						
Oct 20	LAC	W	PS						
Oct 27	TB	W	PS						
Nov 3	@ Car	L	PS						
Nov 10	KC	W	p	0	0	0.0	-	0	
Nov 24	Jax	W	IA						
Dec 1	@ Ind	W	p	2	13	6.5	11	0	
Dec 8	@ Oak	W	p	0	0	0.0	-	0	
Dec 15	Hou	L	p	0	0	0.0	-	0	
Dec 22	NO	L	p	0	0	0.0	-	0	
Dec 29	@ Hou	W	IA						
Totals		9-7	5/0	2	13	6.5	11	0	
Playoffs									
Jan 4	@ NE	W	IA						
Jan 11	@ Bal	W	IA						
Jan 19	@ KC	L	IA						
Totals		2-1	0/0	0	0	0.0	0	0	
2020 Tennessee Titans									
Date	Opp.	W/L	P/S	No	Yds	Avg	Lg	TD	
Sept 14	@ Den	W	p	0	0	0.0	-	0	
Sept 20	Jax	W	PS						

Sept 27	@ Min	W	PS					
Oct 13	Buf	W	p	1	12	12.0	12	0
Oct 18	Hou	W	PS					
Oct 25	Pit	L	PS					
Nov 1	@ Cin	L	PS					
Nov 8	Chi	W	PS					
Nov 12	Ind	L	PS					
Nov 22	@ Bal	W	PS					
Nov 29	@ Ind	W	PS					
Dec 6	Cle	L	PS					
Dec 13	@ Jax	W	PS					
Dec 20	Det	W	R/PSC					
Dec 27	@ GB	L	R/PSC					
Jan 3	@ Hou	W	PS					
Totals		11-5	2/0	1	12	12.0	12	0

2021 Tennessee Titans					RECEIVING				
Date	Opp.	W/L	P/S	No	Yds	Avg	Lg	TD	
Nov 21	Hou	L	PS						
Nov 28	@ NE	L	S	2	22	11.0	14	0	
Dec 12	Jax	W	p	1	6	6.0	6	0	
Dec 19	@ Pit	L	p	1	5	5.0	5	0	
Dec 23	SF	W	PS						
Jan 2	Mia	W	PS						
Jan 9	@ Hou	W	PS						
Totals		5-3	3/1	4	33	8.3	14	0	

CODY HOLLISTER'S NFL STATISTICS

REGULAR SEASON		RECEIVING							RUSHING				
Year	Team	GP	GS	No	Yds	Avg	Lg	TD	Att	Yds	Avg	Lg	TD
2017	New England	0	0						Practice Squad				
2018	New England	0	0	0	0	-	0	0	0	0	-	0	0
2019	Tennessee	5	0	2	13	6.5	11	0	0	0	-	0	0
2020	Tennessee	2	0	1	12	12.0	12	0	0	0	-	0	0
2021	Tennessee	3	1	4	33	8.3	14	0	0	0	-	0	0
NFL Totals		10	1	7	58	8.3	14	0	0	0	-	0	0
PLAYOFFS													
Year	Team	GP	GS	No	Yds	Avg	Lg	TD	Att	Yds	Avg	Lg	TD
2019	Tennessee	0	0	0	0	-	0	0	0	0	-	0	0
NFL Totals		0	0	0	0	-	0	0	0	0	-	0	0

Single-Game Highs

- Receptions - **2 (Twice, last at New England 11/28/21)**
- Receiving Yards - **22 at New England (11/28/21)**
- Long Reception - **14 at New England (11/28/21)**

Additional Statistics

- Special Teams Tackles - **2 (2019)**



37 AMANI HOOKER

DEFENSIVE BACK • 5'11" • 210 LBS • COLLEGE: IOWA
ACQUIRED: 4TH ROUND - 2019 • NFL EXPERIENCE (NFL/TITANS): 3/3
HOMETOWN: MINNEAPOLIS, MINN.
GAMES PLAYED/GAMES STARTED: 44/15 (PLAYOFFS: 5/1)

PRO: The Titans traded up to select Amani Hooker with the 116th overall pick in the fourth round of the 2019 NFL Draft. The 5-foot-11-inch, 210-pound defender was coveted for his versatility, having played safety, and a hybrid linebacker/cornerback position at Iowa. Hooker made a huge impact for the Titans secondary in his second pro campaign in 2020, appearing in all 16 games and tying for the team lead with four interceptions. As a rookie in 2019, he played in all 16 games and collected 13 tackles, while ranking third on the team with eight special teams tackles.

CAREER HIGHLIGHTS:

- In 2020, Hooker tied for the team lead with four interceptions while posting 44 tackles and eight passes defended.
- In 2019, Hooker played as a reserve safety in all 16 games as a rookie and collected 13 tackles while ranking third on the team with eight special teams tackles.
- As a junior in 2018, Hooker received the Tatum-Woodson award given to the best defensive back in the Big Ten.

TITANS TIDBITS:

- Hooker was named a finalist for Minnesota's Mr. Football in 2015. Yet he had just two FBS scholarship offers. When the in-state university showed hesitancy after multiple workouts, Hooker knew he belonged at Iowa saying, "love who loves me."
- In February 2019, Hooker helped crowdfund about \$1,200 for the Park Center high school football program through a Pledge-It campaign raising a dollar amount for every inch of his vertical jump at the NFL Scouting Combine. His 37-inch jump ranked fifth among safeties and equaled money for better equipment at his alma mater.
- Amani's brother, Quinton, played basketball for North Dakota and helped take the team to the NCAA tournament his senior year. Quinton was Minnesota's Mr. Basketball in high school and currently plays basketball professionally in France.

CAREER TRANSACTIONS:

- The Minneapolis, Minn., native was selected by the Titans in the fourth round (116th overall) of the 2019 NFL Draft.

SEASON RECAPS:

2021 (12/12, 1/1): Started 12 games at safety and ranked fourth on the team with a career-best 62 tackles. Posted an interception, four passes defended, a stop for loss and a forced fumble. Placed on injured reserve on Sept. 15 and missed four games before being activated from injured reserve designated to return on Oct. 18. Was inactive for one contest. Started the postseason contest and registered seven tackles, an interception, another pass defended and a special teams stop. Led or tied for the team lead in tackles twice in 2021 (at LAR, vs. MIA). Led or tied for the team lead in passes defended twice in 2021 (vs. SF, vs. CIN). Tied for the team lead in special teams tackles once in 2021 (vs. CIN).

- Against Arizona (9/12), started at safety and collected six tackles before leaving the game late in the second quarter with an injury. Hauled in a six-yard pass from Matthias Farley on a fake punt late in the first quarter.
- Against Buffalo (10/18), returned to the lineup as a starter at safety and registered a career-best nine tackles with a forced fumble. Forced a Zack Moss fumble that landed out of bounds in the opening quarter.
- Against Kansas City (10/24), was inactive.
- At Indianapolis (10/31), started at safety and posted four tackles with a pass defended. Defended a deep pass intended for Mo Alie-Cox late in the second quarter.

- At L.A. Rams (11/7), started at safety and led the team with a career-best 12 tackles. Stopped Darrell Henderson Jr. short of the first down with a diving tackle on a short third-and-three pass in the fourth quarter.
- Against New Orleans (11/14), started at safety and collected four tackles.
- Against Houston (11/21), started at safety and totaled four tackles.
- At New England (11/28), started at safety and recorded five tackles.
- Against Jacksonville (12/12), started at safety and posted two tackles with a pass defended. Broke up a pass intended for James O'Shaughnessy late in the third quarter.
- At Pittsburgh (12/19), started at safety and notched two tackles.
- Against San Francisco (12/23), started at safety and tallied six tackles with an interception while helping limit All-Pro tight end George Kittle to just two receptions for 21 yards. Set up the Titans first touchdown of the evening by intercepting a Jimmy Garoppolo pass intended for Deebo Samuel and returning it 21 yards to the San Francisco 18-yard line in the third quarter.
- Against Miami (1/2), started at safety and tied for the team lead with six tackles to go along with a pass defended. Stopped Jaylen Waddle for no gain on a short pass in the first quarter. Defended a pass intended for DeVante Parker in the fourth quarter.
- At Houston (1/9), started at safety and compiled two tackles, including a stop for loss. Came on a blitz and dropped Rex Burkhead for a two-yard loss on a rush up the middle in the second quarter.
- Against Cincinnati (1/22), made his first career postseason start at safety and registered seven tackles, an interception, another pass defended and a special teams stop. Halted a Bengals' drive by breaking up a third-and-five pass intended for Tee Higgins in the third quarter. Made a diving interception of a Joe Burrow tipped pass that set up the Titans' tying-touchdown late in the third quarter.

2020 (16/3, 1/0): Played in all 16 games with three starts at safety and tied for the team lead with four interceptions. Collected 44 tackles, a stop for loss and eight passes defended. Ranked fourth on the team with seven special teams tackles. Played as a reserve in the postseason contest. Tied for the team lead in passes defended twice at 2020 (at BAL, at HOU). Tied for the team lead in special teams tackles once in 2020 (at HOU). Collected his first career interception at Minnesota (9/27/20). Made his first career NFL start at Baltimore (11/22/20).

- Against Jacksonville (9/20), played as a reserve at safety and posted two tackles and a pass defended. Broke up a deep pass intended for Collin Johnson in the end zone late in the second quarter.
- At Minnesota (9/27), saw action as a reserve at safety and registered a tackle and his first career interception. Sealed the victory by intercepting a deep pass intended for Adam Thielen that was originally deflected by Kevin Byard late in the fourth quarter.
- Against Pittsburgh (10/25), played as a reserve at safety and registered three tackles and two passes defended, including an interception. Notched a special teams tackle on coverage units. Broke up a pass intended for James Conner in the second quarter. Intercepted a Ben Roethlisberger pass in the end zone that was initially deflected by Jayon Brown late in the final quarter.
- Against Chicago (11/8), played as a reserve at safety and tallied a career-high seven tackles. Registered two special teams tackles on coverage units. Sealed the victory by recovering an onside kick late in the fourth quarter.
- At Baltimore (11/22), made his first career start at safety and totaled six tackles with an interception and another pass defended. Defended a deep pass intended for Marquise Brown in the end zone in the second quarter. Intercepted Lamar Jackson's deep pass intended for Devin Duvernay late

in the third quarter.

- At Jacksonville (12/13), started at safety and notched seven tackles, including a stop for loss. Rushed for a first down on a four-yard carry on a fake punt. Stuffed James Robinson for a one-yard loss on a rush up the middle early in the first quarter.
- At Houston (1/3), saw action as a reserve at safety and notched two tackles and an interception in the Titans' division-clinching victory. Collected a special teams tackle on coverage units. Intercepted a Deshaun Watson pass intended for Brandin Cooks in the first quarter.

2019 (16/0, 3/0): Played as a reserve safety in all 16 games as a rookie and collected 13 tackles. Ranked third on the team with eight special teams tackles. Saw action as a reserve in all three postseason contests and notched three tackles on defense and a special teams stop on coverage units. Caught one pass for 28 yards on a fake punt. Tied for the team lead in special teams tackles five times in 2019 (at JAX, vs. BUF, vs. TB, at IND, at HOU). Appeared in his first career NFL contest at Cleveland (9/8/19).

- At Cleveland (9/8), made his NFL debut as a reserve at safety and on special teams. Notched a stop on special teams coverage units.
- At Jacksonville (9/19), saw action as a reserve at safety and on special teams. Tied for the team lead with a special teams stop.
- At Atlanta (9/29), played as a reserve at safety and registered four tackles.
- Against Tampa Bay (10/27), saw action as a reserve at safety and tallied a tackle. Notched a special teams tackle on coverage units.
- Against Kansas City (11/10), saw action as a reserve at safety and registered two tackles.
- Against Jacksonville (11/24), played as a reserve at safety and on special teams. Notched two tackles on special teams coverage units.
- At Indianapolis (12/1), saw action as a reserve at safety and posted two tackles. Tied for the team lead with a special teams tackle on coverage units.
- At Oakland (12/8), saw significant action as a reserve at safety and amassed three tackles.
- Against Houston (12/15), played as a reserve at safety and on special teams.
- At Houston (12/29), played as a reserve at safety and on special teams. Tied for the team lead with a special teams stop on coverage units.
- At New England (1/4), saw action as a reserve safety in his postseason debut and posted two tackles.
- At Kansas City (1/19), saw action as a reserve at safety and on special teams. Posted a special teams tackle on coverage units and hauled in his first career reception on a fake punt. Extended the Titans' final touchdown drive with a 28-yard reception from Brett Kern on a fake punt in the fourth quarter.

COLLEGE:

- During a three-year career at Iowa, played in 36 games with 19 starts and totaled 125 tackles, six interceptions, a sack, 3.5 tackles for loss and nine passes defended. Declared for the NFL Draft following his junior campaign.
- As a junior (2018), named Tatum-Woodson Defensive Back of the Year in the Big Ten. Selected second team All-America by The Associated Press

and USA Today and All-Big Ten by league coaches and media. Selected as Roy Carver Most Valuable Player for the Iowa defense. Started all 13 games and shared the team lead with four interceptions and seven pass break-ups, while ranking second with 65 tackles.

- As a sophomore (2017), saw action in 10 games with six starts and recorded 56 tackles, two interceptions with a touchdown return, and two passes defended. Named to Associated Press All-Bowl team following his performance in Pinstripe Bowl win over Boston College.
- As a freshman (2016), saw action in all 13 games, primarily on special teams, recording three solo tackles and one assist.
- Majored in sports and recreation management with a minor in entrepreneurship at Iowa.

PERSONAL:

- Attended Parker Center (Brooklyn Park, Minn.), High School where he played primarily safety and wide receiver, but also lined up as cornerback, running back, quarterback and linebacker.
- As a senior, was selected Conference MVP, named first team All-State and was a finalist for "Mr. Football."
- In his final high school campaign, the team captain set the school record for interceptions in a season (11) and helped team post a 9-3 record, while reaching state playoffs.
- Named second team All-State as a junior and third-team All-State as a sophomore and was selected first team All-Conference for three straight seasons.
- Also played basketball.
- List of favorites: (TV show) "Naruto"; (movies) "Transformers" series; (musician) Drake; (meal) My mom's chicken and rice; (dessert) My mom's brownies or her scotcheroos; (childhood sports team) Miami Heat because of Dwyane Wade and LeBron James; and (hidden talent) Fortnite.
- Follow Hooker on Twitter at @amaniball.
- Follow Hooker on Instagram at @amanihooker27.
- Born Amani Corvelle Hooker on June 14, 1998 in Minneapolis, Minn.

AMANI HOOKER'S GAME-BY-GAME

2019 Tennessee Titans

Date	Opp	W/L	P/S	Tot Solo	Asst	Sk	- Yds	QBP	TFL	Int - Yds	-TD	PD	FF	FR	Yds	SpT
Sept 8	@ Cle	W	p	0	0	0	0.0	0.0	0	0	0	0	0	0	0	1
Sept 15	Ind	L	p	0	0	0	0.0	0.0	0	0	0	0	0	0	0	0
Sept 19	@ Jax	L	p	0	0	0	0.0	0.0	0	0	0	0	0	0	0	1
Sept 29	@ Atl	W	p	4	3	1	0.0	0.0	0	0	0	0	0	0	0	0
Oct 6	Buf	L	p	0	0	0	0.0	0.0	0	0	0	0	0	0	0	1
Oct 13	@ Den	L	p	0	0	0	0.0	0.0	0	0	0	0	0	0	0	0
Oct 20	LAC	W	p	1	1	0	0.0	0.0	0	0	0	0	0	0	0	0
Oct 27	TB	W	p	1	0	1	0.0	0.0	0	0	0	0	0	0	0	1
Nov 3	@ Car	L	p	0	0	0	0.0	0.0	0	0	0	0	0	0	0	0
Nov 10	KC	W	p	2	1	1	0.0	0.0	0	0	0	0	0	0	0	0
Nov 24	Jax	W	p	0	0	0	0.0	0.0	0	0	0	0	0	0	0	2
Dec 1	@ Ind	W	p	2	2	0	0.0	0.0	0	0	0	0	0	0	0	1
Dec 8	@ Oak	W	p	3	1	2	0.0	0.0	0	0	0	0	0	0	0	0
Dec 15	Hou	L	p	0	0	0	0.0	0.0	0	0	0	0	0	0	0	0
Dec 22	NO	L	p	0	0	0	0.0	0.0	0	0	0	0	0	0	0	0
Dec 29	@ Hou	W	p	0	0	0	0.0	0.0	0	0	0	0	0	0	0	1
Totals			9-7	16/0	13	8	5	0.0	0.0	0	0	0	0	0	0	8

2020 Tennessee Titans

Date	Opp	W/L	P/S	Tot Solo	Asst	Sk	- Yds	QBP	TFL	Int - Yds	-TD	PD	FF	FR	Yds	SpT
Sept 14	@ Den	W	p	0	0	0	0.0	0.0	0	0	0	0	0	0	0	0
Sept 20	Jax	W	p	2	2	0	0.0	0.0	0	0	0	0	1	0	0	0
Sept 27	@ Min	W	p	1	1	0	0.0	0.0	0	0	1	3	0	0	0	0
Oct 13	Buf	W	p	2	2	0	0.0	0.0	0	0	0	0	0	0	0	1
Oct 18	Hou	W	p	1	1	0	0.0	0.0	0	0	0	0	0	0	0	0
Oct 25	Pit	L	p	3	2	1	0.0	0.0	0	0	1	0	0	2	0	0
Nov 1	@ Cin	L	p	1	0	1	0.0	0.0	0	0	0	0	0	0	0	1
Nov 8	Chi	W	p	7	5	2	0.0	0.0	0	0	0	0	0	0	0	2
Nov 12	Ind	L	p	1	1	0	0.0	0.0	0	0	0	0	0	0	0	0
Nov 22	@ Bal	W	S	6	3	3	0.0	0.0	0	0	1	6	0	2	0	0

Nov 29	@ Ind	W	p	0	0	0	0.0	0.0	0	0	0	0	0	0	0	0
Dec 6	Cle	L	p	2	1	1	0.0	0.0	0	0	0	0	0	0	0	0
Dec 13	@ Jax	W	S	7	5	2	0.0	0.0	0	1	0	0	0	0	0	0
Dec 20	Det	W	S	7	5	2	0.0	0.0	0	0	0	0	0	0	0	0
Dec 27	@ GB	L	p	2	1	1	0.0	0.0	0	0	0	0	0	0	0	0
Jan 3	@ Hou	W	p	2	1	1	0.0	0.0	0	0	1	2	0	1	0	0

Totals				11-5	16/3	44	30	14	0.0	0.0	0	1	4	11	0	8	0	7
---------------	--	--	--	-------------	-------------	-----------	-----------	-----------	------------	------------	----------	----------	----------	-----------	----------	----------	----------	----------

2021 Tennessee Titans

Date	Opp	W/L	P/S	Tot Solo	Asst	Sk	- Yds	QBP	TFL	Int - Yds	-TD	PD	FF	FR	Yds	SpT			
Sept 12	Ari	L	S	6	6	0	0.0	0.0	0	0	0	0	0	0	0	0			
Sept 19	@ Sea	W	IR																
Sept 26	Ind	W	IR																
Oct 3	@ NYJ	L	IR																
Oct 10	@ Jax	W	IR																
Oct 18	Buf	W	S	9	6	3	0.0	0.0	0	0	0	0	0	0	1	0	0		
Oct 24	KC	W	IA																
Oct 31	@ Ind	W	S	4	2	2	0.0	0.0	0	0	0	0	0	1	0	0	0		
Nov 7	@ LAR	W	S	12	8	4	0.0	0.0	0	0	0	0	0	0	0	0	0		
Nov 14	NO	W	S	4	2	2	0.0	0.0	0	0	0	0	0	0	0	0	0		
Nov 21	Hou	L	S	4	1	3	0.0	0.0	0	0	0	0	0	0	0	0	0		
Nov 28	@ NE	L	S	5	3	2	0.0	0.0	0	0	0	0	0	0	0	0	0		
Dec 12	Jax	W	S	2	2	0	0.0	0.0	0	0	0	0	0	1	0	0	0		
Dec 19	@ Pit	L	S	2	1	1	0.0	0.0	0	0	0	0	0	0	0	0	0		
Dec 23	SF	W	S	6	2	4	0.0	0.0	0	0	1	21	0	1	0	0	0		
Jan 2	Mia	W	S	6	3	3	0.0	0.0	0	0	0	0	0	1	0	0	0		
Jan 9	@ Hou	W	S	2	2	0	0.0	0.0	0	1	0	0	0	0	0	0	0		
Totals				12-5	12/12	62	38	24	0.0	0.0	0	1	1	21	0	4	1	0	0

Playoffs																				
Jan 22	Cin	L	S	7	4	3	0.0	0.0	0	0	1	15	0	2	0	0	0	0	1	
Totals				0-1	1/1	7	4	3	0.0	0.0	0	0	1	15	0	2	0	0	0	1

AMANI HOOKER'S NFL STATISTICS

REGULAR SEASON

Year	Team	GP	GS	TACKLES			Sk	Yds	QBP	TFL	INTERCEPTIONS				FUMBLES					
				Tot	Solo	Asst					No	Yds	Lg	TD	PD	FF	FR	Yds	SpT	
2019	Tennessee	16	0	13	8	5	0.0	0.0	0	0	0	0	0	0	0	0	0	0	0	8
2020	Tennessee	16	3	44	30	14	0.0	0.0	0	1	4	11	6	0	8	0	0	0	0	7
2021	Tennessee	12	12	62	38	24	0.0	0.0	0	1	1	21	21	0	4	1	0	0	0	0
NFL Totals		44	15	119	76	43	0.0	0.0	0	2	5	32	21	0	12	1	0	0	0	15

PLAYOFFS

Year	Team	GP	GS	TACKLES			Sk	Yds	QBP	TFL	INTERCEPTIONS				FUMBLES					
				Tot	Solo	Asst					No	Yds	Lg	TD	PD	FF	FR	Yds	SpT	
2019	Tennessee	3	0	3	0	3	0.0	0.0	0	0	0	0	0	0	0	0	0	0	0	1
2020	Tennessee	1	0	0	0	0	0.0	0.0	0	0	0	0	0	0	0	0	0	0	0	0
2021	Tennessee	1	1	7	4	3	0.0	0.0	0	0	1	15	15	0	2	0	0	0	0	1
NFL Totals		5	1	10	4	6	0.0	0.0	0	0	1	15	15	0	2	0	0	0	0	2

Single-Game Highs

Tackles - **12 at L.A. Rams (11/7/21)**
 Interceptions - **1 (Five times, last vs. San Francisco 12/23/21)**
 Passes Defensed - **2 (Twice, last at Baltimore 11/22/20)**
 Forced Fumble - **1 vs. Buffalo (10/18/21)**
 Special Teams Tackles - **2 (Twice, last vs. Chicago 11/8/20)**

Playoff Single-Game Highs

Tackles - **7 vs. Cincinnati (1/22/22)**
 Interceptions - **1 vs. Cincinnati (1/22/22)**
 Passes Defensed - **2 vs. Cincinnati (1/22/22)**
 Special Teams Tackles - **1 (Twice, last vs. Cincinnati (1/22/22))**

Additional Statistics

Rushes - **1 for 4 yards at Jacksonville (12/13/20)**
 Receptions - **1 for 6 yards vs. Arizona (9/12/21)**

Additional Playoff Statistics

Receptions - **1 for 28 yards at Kansas City (1/19/20); 1 for 6 yards vs. Arizona (9/12/21)**

TOMMY HUDSON'S NFL STATISTICS


REGULAR SEASON		RECEIVING							RUSHING				
Year	Team	GP	GS	No	Yds	Avg	Lg	TD	Att	Yds	Avg	Lg	TD
2020	Tennessee	0	0		Practice Squad								
2021	Tennessee	5	0	3	31	10.3	14	0	0	0	-	0	0
NFL Totals		5	0	3	31	10.3	14	0	0	0	-	0	0

Single-Game Highs

Receptions - **1** (Three times, last at N.Y. Jets 10/3/21)

Receiving Yards - **14** (Twice, last at N.Y. Jets 10/3/21)

Long Reception - **14** (Twice, last at N.Y. Jets 10/3/21)



83 RYAN IZZO

TIGHT END • 6'5" • 255 LBS • COLLEGE: FLORIDA STATE
ACQUIRED: FREE AGENT - 2021 • NFL EXPERIENCE (NFL/TITANS): 4/1
HOMETOWN: HIGHLAND LAKES, N.J.
GAMES PLAYED/GAMES STARTED: 19/16 (PLAYOFFS: 1/1)

PRO: The Titans signed Ryan Izzo prior to the final week of the 2021 regular season to add experience and depth to the tight end position after MyCole Pruitt suffered a season-ending injury. The 6-foot-5-inch, 255-pounder was drafted by the New England Patriots in the seventh round of the 2018 NFL Draft. The Florida State product spent his rookie campaign on injured reserve before playing in 18 games with 16 starts for the Patriots in 2019-20. He has also spent time with the Houston Texans, N.Y. Giants and Seattle Seahawks.

CAREER HIGHLIGHTS:

- In 2020, Izzo started all 12 games he appeared in for the Patriots and posted 13 catches for 199 yards.

TITANS TIDBITS:

- Izzo played AAU basketball growing up before deciding to focus solely on football to try to earn a college scholarship.

CAREER TRANSACTIONS:

- The Highland Lakes, N.J., native was originally selected by the New England Patriots in the seventh round (250th overall) of the 2018 NFL Draft.
- Traded by the Patriots to the Houston Texans for a 2022 seventh-round pick on March 18, 2021.
- Waived by the Texans on Aug. 31, 2021.
- Signed by the N.Y. Giants to their practice squad on Sept. 3, 2021.
- Released from the Giants' practice squad on Sept. 21, 2021.
- Signed by the Seattle Seahawks to their practice squad on Sept. 29, 2021.
- Signed by the Titans to their active roster from the Seahawks' practice squad on Jan. 5, 2022.

SEASON RECAPS:

2021 (1/0, 1/1 - Tennessee): Saw action as a reserve in the regular season finale and started the postseason contest after being signed from the Seattle Seahawks' practice squad on Jan. 5.

- At Houston (1/9), made his Titans debut as a reserve at tight end.
- Against Cincinnati (1/22), started at tight end in his first career postseason contest.

2020 (12/12 - New England): Started all 12 games he played in and notched 13 receptions for 199 yards. Was placed on injured reserve on Dec. 10, 2020 and missed the final four regular season games.

- Against Miami (9/13), started in the season-opening win and caught one pass for 25 yards. His blocking also helped pave the way for 217 rushing yards on the day.
- At Houston (11/22), logged two catches for a season-high 59 receiving yards.

2019 (6/4, 0/0 - New England): Played in six regular season games with four starts and caught six passes for 114 yards (19.0 avg.) with one touchdown. Was inactive for nine games and did not play in another contest. Was inactive for the wild card playoff game.

- Against Pittsburgh (9/8), made his NFL debut notching a three-yard reception.
- At Washington (10/6), recorded two receptions for 39 yards and his first career receiving touchdown.

2018 (0/0 - New England): Suffered an injury during training camp and spent the entire season on injured reserve.

COLLEGE:

- Played three seasons (2015-17) at Florida State after redshirting his freshman season (2014).
- Appeared in 41 games with 37 starts in his collegiate career and totaled 54 career receptions for 761 yards (18.6 avg.) and six touchdowns.
- As a junior (2017), had his best season posting career highs in receptions (20), receiving yards (317), touchdowns (three) and yards per reception (15.9).
- As a sophomore (2016), finished with 19 catches for 227 yards (11.9 avg.) and a touchdown. Also blocked for unanimous All-American running back Dalvin Cook and an offense that ranked third in the ACC at 466.2 yards per game.
- As a redshirt freshman (2015), appeared in all 13 games with 11 starts and led all Seminole tight ends in receptions (14), yards (210) and touchdowns (two).
- As a freshman (2014), played in two games before redshirting his first season.
- Majored in social science at Florida State.

PERSONAL:

- Attended Pope John XXIII (Sparta, N.J.) High School and was named All-West Jersey first team, All-Non-Public second team and All-State third team in 2013 after tallying 766 receiving yards and seven touchdowns.
- Also played basketball for Pope John and nabbed All-West Jersey second-team honors in 2012-13.
- Follow Izzo on Twitter at @IzzoRyan and on Instagram at @ryanizzo81.
- Born Ryan Izzo on Dec. 21, 1995 in Highland Lakes, N.J.

RYAN IZZO'S GAME-BY-GAME

2019 New England Patriots				RECEIVING				
Date	Opp.	W/L	P/S	No	Yds	Avg	Lg	TD
Sept 8	Pit	W	S	1	3	3.0	3	0
Sept 15	@ Mia	W	p	0	0	-	0	0
Sept 22	NYJ	W	S	1	41	41.0	41	0
Sept 29	@ Buf	W	S	0	0	-	0	0
Oct 6	@ Was	W	p	2	39	19.5	29	1
Oct 10	NYG	W	S	2	31	15.5	20	0
Oct 21	@ NYJ	W	IA					
Oct 27	Cle	W	IA					
Nov 3	@ Bal	L	DNP					
Nov 17	@ Phi	W	IA					
Nov 24	Dal	W	IA					
Dec 1	@ Hou	L	IA					
Dec 8	KC	L	IA					
Dec 15	@ Cin	W	IA					
Dec 21	Buf	W	IA					
Dec 29	Mia	L	IA					
Totals		12-4	6/4	6	114	19.0	41	1
Playoffs								
Jan 4	Ten	L	IA					
Totals		0-1	0/0	0	0	-	0	0

2020 New England Patriots				RECEIVING				
Date	Opp.	W/L	P/S	No	Yds	Avg	Lg	TD
Sept 13	Mia	W	S	1	25	25.0	25	0
Sept 20	@ Sea	L	S	2	19	9.5	16	0
Sept 27	LV	W	S	0	0	-	0	0
Oct 5	@ KC	L	S	0	0	-	0	0
Oct 18	Den	L	S	3	38	12.7	16	0
Oct 25	SF	L	S	1	8	8.0	8	0
Nov 1	@ Buf	L	S	2	24	12.0	15	0
Nov 9	@ NYJ	W	S	0	0	-	0	0
Nov 15	Bal	W	S	1	20	20.0	20	0
Nov 22	@ Hou	L	S	2	59	29.5	50	0
Nov 29	Ari	W	S	0	0	-	0	0
Dec 6	@ LAC	W	S	1	6	6.0	6	0
Dec 10	@ LAR							
Placed on injured reserve on Dec. 10, 2020								
Totals		6-6	12/12	13	199	15.3	50	0
2021 Tennessee Titans								
				RECEIVING				
Date	Opp.	W/L	P/S	No	Yds	Avg	Lg	TD
Jan 9	@ Hou	W	p	0	0	-	0	0
Totals		1-0	1/0	0	0	-	0	0
Playoffs								
Jan 22	Cin	L	S	0	0	-	0	0
Totals		0-1	1/1	0	0	-	0	0

RYAN IZZO'S NFL STATISTICS

REGULAR SEASON				RECEIVING					RUSHING				
Year	Team	GP	GS	No	Yds	Avg	Lg	TD	Att	Yds	Avg	Lg	TD
2018	New England	0	0										
Injured Reserve													
2019	New England	6	4	6	114	19.0	41	1	0	0	-	0	0
2020	New England	12	12	13	199	15.3	50	0	0	0	-	0	0
2021	Tennessee	1	0	0	0	-	0	0	0	0	-	0	0
NFL Totals		19	16	19	313	16.5	50	1	0	0	-	0	0

PLAYOFFS				RECEIVING					RUSHING				
Year	Team	GP	GS	No	Yds	Avg	Lg	TD	Att	Yds	Avg	Lg	TD
2021	Tennessee	1	1	0	0	-	0	0	0	0	-	0	0
NFL Totals		1	1	0	0	-	0	0	0	0	-	0	0

Single-Game Highs

- Receptions - 3 vs. Denver (10/18/20)
- Receiving Yards - 59 at Houston (11/22/20)
- Long Reception - 50 at Houston (11/22/20)
- Touchdowns - 1 at Washington (10/6/19)



35 CHRIS JACKSON

DEFENSIVE BACK • 5'10" • 193 LBS • COLLEGE: MARSHALL
ACQUIRED: 7TH ROUND - 2020 • NFL EXPERIENCE (NFL/TITANS): 2/2
HOMETOWN: TALLAHASSEE, FLA.
GAMES PLAYED/GAMES STARTED: 23/6 (PLAYOFFS: 1/0)

PRO: The Titans selected Chris Jackson with the 243rd overall pick in the seventh round of the 2020 NFL Draft. The 5-foot-10 inch, 193-pounder was coveted for his versatility with experience at both corner and safety, as well as for his speed and ball disruption skills. As a rookie in 2020, he started three games with 11 total appearances. The Tallahassee, Fla., native was a four-year starter at Marshall, where his 45 passes defended ranked first in program history.

CAREER HIGHLIGHTS:

- As a rookie in 2020, Jackson registered three starts, including the season opener at Denver. He became the franchise's first rookie drafted in the seventh round or later to start a Week 1 game since Sept. 10, 1989, when Oilers ninth-round rookie tight end Bob Mrosko started at Minnesota. Among all seventh-round picks from the beginning of the seven-round draft era in 1994 through 2020, Jackson was only the third rookie defensive back to start a season opener (Marlon McCree and Jimmy Moreland).
- Jackson earned all-conference recognition each year of his collegiate career: named to the Conference USA first team after recording a team-high 11 passes defended as a senior in 2019, earned second team all-conference honors at defensive back as a junior in 2018, garnered all-conference team honorable mention recognition as a sophomore in 2017, and he was named to the Conference USA All-Freshman team in 2016.

TITANS TIDBITS:

- A two-time state track champion in high school, Jackson runs a 4.47 second 40-yard dash. 'I still work out like a track athlete when I can,' Jackson said. 'I watch it a lot and keep up with it.'
- Jackson lived with and was primarily raised by his paternal grandmother, Delores Madison, after his mother was killed by a home invader when Jackson was 10 years old.
- He has a love of cars that he attributes to his father and uncle, the latter of which does competitive drag racing. Jackson lists his top three cars as a 1969 Camaro, a 1984 Buick Grand National and a Ferrari F40.
- Jackson is a fishing enthusiast. He has spent more time fishing on the Ochlockonee River outside of Tallahassee than anywhere else.

CAREER TRANSACTIONS:

- The Tallahassee, Fla., native was selected by the Titans in the seventh round (243rd overall) of the 2020 NFL Draft.

SEASON RECAPS:

2021 (12/3, 1/0): Saw action in 12 games with three starts at cornerback and registered 33 tackles, including a stop for loss, two quarterback pressures, four passes defended and a special teams stop. Placed on injured reserve on Nov. 23 and missed three games before being activated from injured reserve designated to return on Dec. 23. Was inactive two games. Saw action as a reserve in the postseason contest and notched a tackle on defense and a special teams stop on coverage units. Tied for the team lead in passes defended once in 2021 (vs. BUF). Tied for the team lead in special teams tackles twice in 2021 (vs. MIA, vs. CIN).

- Against Arizona (9/12), was inactive.
- At Seattle (9/19), saw significant action as a reserve at cornerback and tied a career-high with six tackles.
- Against Indianapolis (9/26), started at nickelback and tallied two tackles.
- At N.Y. Jets (10/3), played as a reserve at cornerback and notched two tackles.
- At Jacksonville (10/10), saw action as a reserve at cornerback and compiled a tackle for loss, a quarterback pressure and a pass defended.

Broke up a deep pass intended for Marvin Jones Jr. late in the third quarter. Stuffed Carlos Hyde for a three-yard loss on a fourth-and-goal rush from the one-yard line in the fourth quarter.

- Against Buffalo (10/18), played significant snaps as a reserve at cornerback and registered five tackles and a pass defended before leaving the game in the fourth quarter with an injury. Broke up a deep pass intended for Emmanuel Sanders in the third quarter.
- Against Kansas City (10/24), was inactive.
- At Indianapolis (10/31), played as a reserve at cornerback and posted three tackles with a pass defended and a quarterback pressure. Combined with Dane Cruikshank to stuff Michael Pittman Jr. for a two-yard loss on a short pass in the fourth quarter. Halted a Colts' drive by defending a deep pass intended for Zach Pascal on third-and-six in overtime.
- At L.A. Rams (11/7), started at cornerback and tallied a career-high seven tackles with a pass defended. Broke up a deep pass intended for Cooper Kupp in the first quarter. Stuffed Darrell Henderson Jr. for no gain on a short pass late in the opening quarter. Combined with Jeffery Simmons to stop Sony Michel for no gain on a rush off left tackle late in the third quarter.
- Against New Orleans (11/14), played as a reserve at cornerback and collected two tackles.
- Against Houston (11/21), started at cornerback and totaled three tackles.
- Against San Francisco (12/23), saw action as a reserve on special teams.
- Against Miami (1/2), tied for the team lead with a special teams stop on coverage units. Stuffed Phillip Lindsay for just a 16-yard return at the Dolphins' 17-yard line on the opening kickoff.
- At Houston (1/9), played as a reserve at cornerback and compiled two tackles.
- Against Cincinnati (1/22), made his postseason debut and collected a tackle on defense and a special teams stop on coverage units.

2020 (11/3): Played in 11 games with three starts at cornerback as a rookie and posted 21 tackles, including a stop for loss, a pass defended and three special teams stops. Was inactive for three games and spent two contests on the reserve/COVID-19 list. Was inactive for the postseason contest. Made his NFL debut and his first career NFL start at Denver (9/14/20). Led the team in special teams tackles once in 2020 (at CIN).

- At Denver (9/14), started at cornerback in his first career NFL contest and collected a tackle. Became the franchise's first rookie drafted in the seventh round or later to start a Week 1 game since Sept. 10, 1989, when Oilers ninth-round rookie tight end Bob Mrosko started at Minnesota.
- Against Jacksonville (9/20), played as a reserve at cornerback and posted six tackles.
- Against Buffalo (10/13), started at cornerback and tallied four tackles and a pass defended. Combined with Larrell Murchison to stuff Devin Singletary for a three-yard loss on a rush up the middle in the first quarter. Ended a Bills' drive by deflecting a third-and-nine pass intended for Stefon Diggs in the second stanza.
- Against Pittsburgh (10/25), played as a reserve at cornerback and registered three tackles.
- At Cincinnati (11/1), started at cornerback and posted four tackles, including a stop for loss. Led the team with two special teams tackles on coverage units. Stuffed Giovanni Bernard for a three-yard loss on a rush off left tackle in the second stanza.
- At Baltimore (11/22), posted a special teams tackle on coverage units.
- Against Detroit (12/20), played as a reserve at cornerback and produced three tackles.

COLLEGE:

- During a four-year career at Marshall, started 48 games and posted 189 tackles, 6.5 tackles for loss, 2.0 sacks, seven interceptions with one returned for a touchdown, 45 passes defended and two fumble recoveries with one returned for a score on kickoff coverage for the Thundering Herd. Jackson's 45 passes defended ranked first in Marshall history and his 48 career starts ranked 14th in program history. He earned all-conference recognition in all four of his collegiate seasons.
- As a senior (2019), started 11 games and recorded 25 tackles, one interception and a team-high 11 passes defended. Earned first team all-conference recognition.
- As a junior (2018), started all 13 games and posted 61 tackles, one interception, 15 passes defended and one fumble recovery. Earned second team all-conference honors at defensive back.
- As a sophomore (2017), started 12 games and tallied 62 tackles, 2.5 tackles for loss, one half sack, a team-high three interceptions for 108 yards and one touchdown, a team-high 10 passes defended and recovered one fumble on kickoff coverage that he returned for a score. Named all-conference honorable mention.
- As a freshman (2016), started all 12 games as a true freshman and tallied 41 tackles, four tackles for loss, 1.5 sacks, two interceptions and nine passes defended. Named to the Conference USA All-Freshman team.
- Graduated from Marshall in December 2019 with a degree in criminal justice.

PERSONAL:

- Attended FAMU Developmental Research (Tallahassee, Fla.) School where he was rated as a two-star prospect by Rivals.
- Named a Florida 2A All-State wide receiver as a senior in 2015. Also played safety.
- Jackson was a two-time Florida state high school track champion in the 110-meter hurdles and was a runner up in the 300-meter hurdles.
- Also played basketball.
- List of favorites: (TV show) "Spongebob Squarepants"; (movies) "Shrek," and "Coming to America"; (musician) Kanye West.
- Follow Jackson on Twitter @C3Jack and on Instagram @_3cjack.
- Son of D'Wayne Jackson and Tanesha Overstreet.
- Has two brothers and two sisters.
- Born Christopher D'Wayne Jackson on April 13, 1998 in Minneapolis, Minn.

CHRIS JACKSON'S GAME-BY-GAME

2020 Tennessee Titans

Date	Opp	W/L	P/S	Tot	Solo	Asst	Sk	- Yds	QBP	TFL	Int-	Yds	-TD	PD	FF	FR	- Yds	SpT	
Sept 14	@ Den	W	S	1	0	1	0.0	0.0	0	0	0	0	0	0	0	0	0	0	0
Sept 20	Jax	W	p	6	3	3	0.0	0.0	0	0	0	0	0	0	0	0	0	0	0
Sept 27	@ Min	W	IA																
Oct 13	Buf	W	S	4	3	1	0.0	0.0	0	0	0	0	0	1	0	0	0	0	0
Oct 18	Hou	W	IA																
Oct 25	Pit	L	p	3	2	1	0.0	0.0	0	0	0	0	0	0	0	0	0	0	0
Nov 1	@ Cin	L	S	4	2	2	0.0	0.0	0	1	0	0	0	0	0	0	0	0	2
Nov 8	Chi	W	p	0	0	0	0.0	0.0	0	0	0	0	0	0	0	0	0	0	0
Nov 12	Ind	L	p	0	0	0	0.0	0.0	0	0	0	0	0	0	0	0	0	0	0
Nov 22	@ Bal	W	p	0	0	0	0.0	0.0	0	0	0	0	0	0	0	0	0	0	1
Nov 29	@ Ind	W	R/C																
Dec 6	Cle	L	R/C																
Dec 13	@ Jax	W	p	0	0	0	0.0	0.0	0	0	0	0	0	0	0	0	0	0	0
Dec 20	Det	W	p	3	2	1	0.0	0.0	0	0	0	0	0	0	0	0	0	0	0
Dec 27	@ GB	L	p	0	0	0	0.0	0.0	0	0	0	0	0	0	0	0	0	0	0
Jan 3	@ Hou	W	IA																
Totals	11-5	11/3		21	12	9	0.0	0.0	0	1	0	0	0	1	0	0	0	0	3

Playoffs

Jan 10	Bal	L	IA																
Totals	0-1	0/0		0	0	0	0.0	0.0	0	0	0	0	0	0	0	0	0	0	0

2021 Tennessee Titans

Date	Opp	W/L	P/S	Tot	Solo	Asst	Sk	- Yds	QBP	TFL	Int-	Yds	-TD	PD	FF	FR	- Yds	SpT	
Sept 12	Ari	L	IA																
Sept 19	@ Sea	W	p	6	5	1	0.0	0.0	0	0	0	0	0	0	0	0	0	0	0
Sept 26	Ind	W	S	2	2	0	0.0	0.0	0	0	0	0	0	0	0	0	0	0	0
Oct 3	@ NYJ	L	p	2	2	0	0.0	0.0	0	0	0	0	0	0	0	0	0	0	0
Oct 10	@ Jax	W	p	1	1	0	0.0	0.0	1	1	0	0	0	1	0	0	0	0	0
Oct 18	Buf	W	p	5	5	0	0.0	0.0	0	0	0	0	0	0	1	0	0	0	0
Oct 24	KC	W	IA																
Oct 31	@ Ind	W	p	3	2	1	0.0	0.0	1	0	0	0	0	1	0	0	0	0	0
Nov 7	@ LAR	W	S	7	5	2	0.0	0.0	0	0	0	0	0	1	0	0	0	0	0
Nov 14	NO	W	p	2	2	0	0.0	0.0	0	0	0	0	0	0	0	0	0	0	0
Nov 21	Hou	L	S	3	3	0	0.0	0.0	0	0	0	0	0	0	0	0	0	0	0
Nov 28	@ NE	L	IR																
Dec 12	Jax	W	IR																
Dec 19	@ Pit	L	IR																
Dec 23	SF	W	p	0	0	0	0.0	0.0	0	0	0	0	0	0	0	0	0	0	0
Jan 2	Mia	W	p	0	0	0	0.0	0.0	0	0	0	0	0	0	0	0	0	0	1
Jan 9	@ Hou	W	p	2	1	1	0.0	0.0	0	0	0	0	0	0	0	0	0	0	0
Totals	12-5	12/3		33	28	5	0.0	0.0	2	1	0	0	4	0	4	0	0	0	1

Playoffs

Jan 22	Cin	L	p	1	1	0	0.0	0.0	0	0	0	0	0	0	0	0	0	0	1
Totals	0-1	1/0		1	1	0	0.0	0.0	0	0	0	0	0	0	0	0	0	0	1

CHRIS JACKSON'S NFL STATISTICS

REGULAR SEASON

Year	Team	GP	GS	TACKLES							INTERCEPTIONS					FUMBLES			
				Tot	Solo	Asst	Sk	Yds	QBP	TFL	No	Yds	Lg	TD	PD	FF	FR	Yds	SpT
2020	Tennessee	11	3	21	12	9	0.0	0.0	0	1	0	0	0	0	1	0	0	0	3
2021	Tennessee	12	3	33	28	5	0.0	0.0	2	1	0	0	0	4	0	0	0	1	
NFL Totals		23	6	54	40	14	0.0	0.0	2	2	0	0	0	5	0	0	0	4	

PLAYOFFS

Year	Team	GP	GS	TACKLES							INTERCEPTIONS					FUMBLES			
				Tot	Solo	Asst	Sk	Yds	QBP	TFL	No	Yds	Lg	TD	PD	FF	FR	Yds	SpT
2020	Tennessee	0	0	0	0	0	0.0	0.0	0	0	0	0	0	0	0	0	0	0	0
2021	Tennessee	1	0	1	1	0	0.0	0.0	0	0	0	0	0	0	0	0	0	0	1
NFL Totals		1	0	1	1	0	0.0	0.0	0	0	0	0	0	0	0	0	0	1	

Single-Game Highs

- Tackles - **7** at L.A. Rams (11/7/21)
- Tackle For Loss - **1** (Twice, last at Jacksonville 10/10/21)
- Passes Defended - **1** (Five times, last at L.A. Rams 11/7/21)
- Special Teams Tackles - **2** at Cincinnati (11/1/20)

Playoff Single-Game Highs

- Tackles - **1** vs. Cincinnati (1/22/22)
- Special Teams Tackles - **1** vs. Cincinnati (1/22/22)



20 JACKRABBIT JENKINS

CORNERBACK • 5'10" • 190 LBS • COLLEGE: NORTH ALABAMA
ACQUIRED: FREE AGENT - 2021
NFL EXPERIENCE (NFL/TITANS): 10/1 • HOMETOWN: PAHOKEE, FLA.
GAMES PLAYED/GAMES STARTED: 142/138 (PLAYOFFS: 5/5)



Pro Bowl: 2016

PRO: The Titans signed veteran cornerback Janoris "Jackrabbit" Jenkins early in the 2021 offseason to add more experience to their secondary. The 5-foot-10-inch, 190-pounder arrived in Tennessee having collected 26 interceptions and 123 passes defended in nine seasons (2012-20) with the St. Louis Rams, N.Y. Giants and New Orleans Saints. The 2016 Pro Bowler has a knack for finding the end zone, having returned eight career interceptions for touchdowns. Jenkins originally entered the league as a second-round pick of the Rams out of North Alabama.

CAREER HIGHLIGHTS:

- Jenkins has scored 10 career touchdowns – eight interception returns, one fumble return, one blocked punt return – which ranks first among active defensive players.
- In 2019, Jenkins split time between the Giants and Saints and finished the regular season tied for fourth in the NFL with a career-best five interceptions.
- In 2016, Jenkins was named to his first career Pro Bowl and received Associated Press second-team All-Pro honors after notching three interceptions and a career-high-tying 18 passes defended.
- In 2012, Jenkins was named to the PFWA All-Rookie team, after leading the Rams with four interceptions and tying the NFL rookie record with three interception returns for touchdowns.

TITANS TIDBITS:

- Jenkins nickname "Jackrabbit" originated in college at the University of Florida, when his coach always noticed him running. He felt the nickname fit him perfectly because he grew up chasing rabbits as a training method in South Florida.
- Jenkins founded the Janoris Jenkins Jackrabbit Foundation, which is based in his home state of Florida.

CAREER TRANSACTIONS:

- The Pahokee, Fla., native was originally selected by the St. Louis Rams in the second round (39th overall) of the 2012 NFL Draft.
- Signed by the N.Y. Giants as a unrestricted free agent on March 10, 2016.
- Released by the Giants on Dec. 13, 2019.
- Claimed off waivers by the New Orleans Saints on Dec. 17, 2019.
- Released by the Saints on March 11, 2021.
- Signed by the Titans as a free agent on March 19, 2021.

SEASON RECAPS:

2021 (14/13, 1/1 - Tennessee): Played in 14 games with 13 starts at cornerback in his first season with the Titans. Registered 55 tackles, an interception, six passes defended and a forced fumble. Was inactive for three games. Started the postseason contest and collected two tackles and a pass defended. Led the team in tackles once in 2021 (vs. ARI). Tied for the team lead in passes defended twice in 2021 (at SEA, vs. SF).

- Against Arizona (9/12), made his Titans debut as a starter at cornerback and led the team with eight tackles. Stopped James Conner for no gain on a rush off left guard in the second quarter.
- At Seattle (9/19), started at cornerback and posted six tackles and a pass defended. Broke up a third-and-four pass intended for D.K. Metcalf on the first play of the second quarter.
- Against Indianapolis (9/26), started at cornerback and tallied four tackles with a pass defended. Defended a deep pass intended for Michael Pittman late in the fourth stanza.
- At N.Y. Jets (10/3), started at cornerback and notched three tackles with a forced fumble. Forced a Corey Davis fumble that was recovered by the

receiver in the second quarter. Stopped Braxton Berrios for no gain on a short pass in the fourth quarter.

- At Jacksonville (10/10), started at cornerback and compiled three tackles.
- Against Buffalo (10/18), started at cornerback and registered three tackles.
- Against Kansas City (10/24), started at cornerback and collected three tackles.
- At Indianapolis (10/31), started at cornerback and posted four tackles.
- At L.A. Rams (11/7), started at cornerback and tallied five tackles with a pass defended. Broke up a pass intended for Tyler Higbee late in the fourth quarter.
- Against New Orleans (11/14), started at cornerback and collected four tackles with a pass defended. Defended a deep pass intended for Marquez Callaway in the fourth quarter.
- Against Houston (11/21), was inactive.
- At New England (11/28), started at cornerback and recorded four tackles.
- Against Jacksonville (12/12), was inactive.
- At Pittsburgh (12/19), was inactive.
- Against San Francisco (12/23), saw significant action as a reserve at cornerback and tallied a tackle with an interception. Thwarted a 49ers' scoring chance by intercepting a Jimmy Garoppolo pass intended for George Kittle in the end zone late in the first quarter.
- Against Miami (1/2), started at cornerback and notched four tackles with a pass defended. Stopped Isaiah Ford for no gain on a short pass in the third quarter. Defended a fourth-and-11 pass intended for DeVante Parker in the final stanza.
- At Houston (1/9), started at cornerback and compiled three tackles.
- Against Cincinnati (1/22), started at cornerback and posted two tackles with a pass defended. Broke up a pass intended for Tee Higgins along the sideline late in the second quarter.

2020 (13/13, 2/2 - New Orleans): Started 13 games in his first full season with the Saints and collected 54 tackles, three interceptions and 12 passes defended. Tied for the team lead with three picks and ranked first on the club with 12 passes defended. Was inactive for three contests. Started both postseason games and registered nine tackles and a pass defended.

- Against Tampa Bay (9/13), started at cornerback and recorded a 36-yard interception return for a touchdown off Tom Brady with 13:22 to play in the third quarter, the eighth of his career. Jenkins' eight career interceptions returned for a touchdown is tied for eighth all-time. Added nine tackles and one pass defended.
- Against Atlanta (11/22), recorded his second interception of the season and the 25th of his career, becoming only the seventh player since he was drafted by Rams in 2012 to have 25 picks in that period. Notched five tackles and a career-high five passes defended.
- At Denver (11/29), recorded his third interception of 2020 and one pass breakup before leaving with an injury.
- At Philadelphia (12/13), started at cornerback in his 125th career game and finished with two solo tackles.
- Against Chicago (1/10), finished with five solo tackles and one pass defended in the NFC wild card playoff win.
- Against Tampa Bay (1/17), started at cornerback and produced four tackles.

2019 (13/13 - N.Y. Giants; 2/1, 1/1 - New Orleans): Started all 13 games he played for the Giants and posted 54 tackles, four interceptions and 14 passes defended. Claimed off waivers by the Saints on Dec. 17. Appeared in two regular season games with a start for New Orleans and registered seven tackles, an interception and two passes defended.

Finished the regular season tied for fourth in the NFL with a career-best five interceptions.

- At Tennessee (12/22), made his Saints debut on defense and special teams, posting two assisted tackles.
- At Carolina (12/29), started at cornerback and recorded five solo tackles, his first interception as a Saint and two passes defended.
- Against Minnesota (1/5), started at cornerback and forced a fumble by Adam Thielen on Minnesota's first drive of the game, his first forced fumble of season. Finished the game with eight tackles, a quarterback hit, half a sack and the forced fumble in the wild card round.

2018 (16/16 - N.Y. Giants): Started all 16 games at cornerback and led the Giants with 15 passes defended. Ranked fourth on the team with 69 tackles, while intercepting two passes and forcing a fumble.

- Against Jacksonville (9/9), opened the 2018 season with seven tackles and a pick.
- At Carolina (10/7), intercepted a pass and returned it 29 yards. Also recorded four tackles.

2017 (9/9 - N.Y. Giants): Started all nine contests in which he appeared and tied a team-high with three interceptions, two of which he returned for touchdowns. Posted 31 tackles, a team-high nine passes defended and forced a fumble. Was placed on injured reserve on Nov. 29.

- At Denver (10/15), intercepted a pass and returned it 43 yards for a touchdown.
- Against Kansas City (11/19), intercepted an Alex Smith pass and brought it back 17 yards.
- At Washington (11/23), snared an interception and returned it 53 yards for a score.

2016 (15/15, 1/1 - N.Y. Giants): Earned his first career Pro Bowl selection. In his first season with the Giants started all 15 regular season games in which he played, as well as the NFC Wild Card Game. Finished the season with 49 tackles, three interceptions, a sack, 18 passes defended and a forced fumble. Was inactive for one contest.

- Against New Orleans (9/18), named NFC Special Teams Player of the Week when he returned a ball 65 yards for a touchdown after Johnathan Hankins blocked 38-yard field goal. Contributed a season-high eight tackles and a pass defended.
- At Green Bay (10/9), collected three tackles, three passes defended and two interceptions of Aaron Rodgers. It marked his second career two-interception game. Jenkins became the first player to intercept two Rodgers passes in a game at Lambeau Field.
- At Cleveland (11/27), posted five tackles, three passes defended and a sack.
- Against Dallas (12/11), tallied two solo tackles, his third interception of season and late in fourth quarter, forced Dez Bryant to fumble after the Pro Bowler made his only catch of game.
- At Green Bay (1/8), had one assisted tackle in his postseason debut.

2015 (15/15 - St. Louis): Started all 15 games which he played at cornerback in his final season with Rams and posted with 64 tackles, three interceptions, 15 passes defended and a forced fumble. Was inactive for one contest.

- Against Pittsburgh (9/27), intercepted a pass off Ben Roethlisberger and recorded seven tackles.
- At Arizona (10/4), intercepted a pass and made five solo tackles.
- Against Cleveland (10/25), contributed five tackles, two passes defended and a forced fumble that was recovered by Rodney McLeod and returned 20 yards for a touchdown.
- At Cincinnati (11/29), picked off an Andy Dalton pass for his third interception of season and had three solo tackles.

2014 (14/13 - St. Louis): Played in 14 games with 13 starts at cornerback and registered 59 tackles, two forced fumbles and returned both interceptions for touchdowns. Was inactive for two games.

- Against Dallas (9/21), intercepted a Tony Romo pass intended for Dez Bryant and returned it 25 yards for a touchdown. Also notched five solo tackles.
- At San Diego (11/23), picked off a Philip Rivers' pass at the one-yard line and returned 99 yards for a touchdown. Also forced a fumble and recorded four tackles.

2013 (16/16 - St. Louis): Started all 16 games at cornerback and registered 69 tackles, a sack, an interception, a fumble recovery and 19

passes defended.

- At Dallas (9/22), contributed a career-high 10 tackles.
- At Houston (10/13), intercepted a pass and had his first career sack.
- Against New Orleans (12/15), posted four passes defended and notched six tackles.

2012 (15/14 - St. Louis): Played in 15 games with 14 starts as a rookie at cornerback and was a PFWA All-Rookie selection. Led the Rams with four interceptions, three returned for touchdowns. Tied the NFL rookie record with three interception returns for touchdowns and led the NFL with four defensive scores. Led the Rams with 19 passes defended and had career-high 83 tackles. Was inactive for one contest.

- At Detroit (9/9), started in his NFL debut and intercepted a pass at Rams three-yard line and returned it 34 yards. Also had six solo stops.
- Against N.Y. Jets (11/18), contributed four tackles and blocked a 26-yard field goal attempt.
- At Arizona (11/25), named NFC Defensive Player of the Week after collecting 36- and 39-yard interception returns for touchdowns. Became the first Rams player with two interceptions for scores in a game and fourth rookie in NFL history to accomplish feat. The previous three did it in 1925, 1948 and 1960. Also added four solo tackles.
- Against San Francisco (12/2), recovered a fumble at the 49ers' two-yard line and returned it for a score, his third touchdown in two games. Also posted six tackles.
- At Tampa Bay (12/23), picked up fourth interception, and third returned for a touchdown, when he grabbed a pass and returned it 41 yards for a score. His three touchdowns via interception tied the NFL rookie record, previously set by Ronnie Lott and Lem Barney.

COLLEGE:

- Played his final collegiate season at North Alabama after three seasons at the University of Florida.
- Played in 40 games with 36 starts for the Gators, where he was a member of the 2008 national championship team. Recorded 121 tackles with eight interceptions (one returned for a touchdown), 25 passes defended, two sacks, 10 tackles for loss and two forced fumbles at Florida.
- As a senior (2011), named Division II second-team All-America in his lone season at North Alabama.
- As a junior (2010), was second team All-SEC and third team All-America. Appeared in 12 games with 11 starts and posted 44 tackles, three interceptions, eight passes defended, a sack and six tackles for loss. Held the trio of South Carolina's Alshon Jeffery, Georgia's A.J. Green and Alabama's Julio Jones to an average of 4.7 receptions for 38 yards per game and allowed just one touchdown between the three.
- As a sophomore (2009), started all 13 games he appeared in and totaled 38 tackles, two interceptions, three tackles for loss and six passes defended.
- As a true freshman (2008), earned a spot on the College Football News All-Freshman first team and was named to the Freshman All-SEC team by the league's coaches, while helping the Gators capture the BCS National Championship. Became just the second true freshman in school history to start at cornerback on opening day. Posted 39 tackles, three interceptions, 11 passes defended and a forced fumble.
- Majored in social & behavioral sciences at North Alabama.

PERSONAL:

- Attended Pahokee (Fla.) High School and was a Parade and EA Sports All-American defensive back.
- As a senior, was a two-way starter and earned first-team Class 2B All-State honors. Collected six interceptions and recorded over 80 tackles, while gaining over 1,000 yards on offense. Helped lead Pahokee to a Florida Class 2B state title.
- As a junior, rushed for 698 yards and six touchdowns and helped lead Pahokee to Florida Class 2B state title.
- Pahokee also won the state title when he was a freshman.
- Grew up in Pahokee, Fla., the same hometown as Pro Football Hall of Famer Rickey Jackson.
- Follow Jenkins on Twitter at @JjenkzLockdown and Instagram at @clampz2.0.
- Born Janoris Jermain Jenkins on Oct. 29, 1988, in Pahokee, Fla.

JACKRABBIT JENKINS' GAME-BY-GAME

2012 St. Louis Rams

Date	Opp	W/L	P/S	Tot Solo Asst	Sk - Yds	QBP	TFL	Int - Yds -TD	PD	FF	FR - Yds	SpT
Sept 9	@ Det	L	S	6 6 0	0.0 0.0	NA	NA	1 34 0	1 0 0	0 0	0 0	0 0
Sept 16	Was	W	S	6 5 1	0.0 0.0	NA	NA	0 0 0	2 0 0	0 0	0 0	0 0
Sept 23	@ Chi	L	S	8 7 1	0.0 0.0	NA	NA	0 0 0	2 0 0	0 0	0 0	0 0
Sept 30	Sea	W	S	4 3 1	0.0 0.0	NA	NA	0 0 0	1 0 0	0 0	0 0	0 0
Oct 4	Ari	W	S	4 3 1	0.0 0.0	NA	NA	0 0 0	4 0 0	0 0	0 0	0 0
Oct 14	@ Mia	L	S	4 4 0	0.0 0.0	NA	NA	0 0 0	0 0 0	0 0	0 0	0 0
Oct 21	GB	L	S	8 7 1	0.0 0.0	NA	NA	0 0 0	0 0 0	0 0	0 0	0 0
Oct 28	NE	L	S	6 5 1	0.0 0.0	NA	NA	0 0 0	2 0 0	0 0	0 0	0 0
Nov 11	@ SF	T	IA									
Nov 18	NYJ	L	S	4 3 1	0.0 0.0	NA	NA	0 0 0	1 0 0	0 0	0 0	0 0
Nov 25	@ Ari	W	S	4 4 0	0.0 0.0	NA	NA	2 76 2	2 0 0	0 0	0 0	0 0
Dec 2	SF	W	S	6 5 1	0.0 0.0	NA	NA	0 0 0	0 0 1	2t	0	0
Dec 9	@ Buf	W	S	6 6 0	0.0 0.0	NA	NA	0 0 0	2 0 0	0 0	0 0	0 0
Dec 16	Min	L	p	9 9 0	0.0 0.0	NA	NA	0 0 0	0 0 0	0 0	0 0	0 0
Dec 23	@ TB	W	S	6 6 0	0.0 0.0	NA	NA	1 41t	1 2 1	0 0	0 0	0 0
Dec 30	@ Sea	L	S	2 2 0	0.0 0.0	NA	NA	0 0 0	0 0 0	0 0	0 0	0 0
Totals			7-8-1	15/14	83 75 8	0.0 0.0	NA NA	4 150 3	19 1 1	2t	0	0

2013 St. Louis Rams

Date	Opp	W/L	P/S	Tot Solo Asst	Sk - Yds	QBP	TFL	Int - Yds -TD	PD	FF	FR - Yds	SpT
Sept 8	Ari	W	S	5 4 1	0.0 0.0	NA	NA	0 0 0	3 0 0	0 0	0 0	0 0
Sept 15	@ Atl	L	S	8 6 2	0.0 0.0	NA	NA	0 0 0	2 0 0	0 0	0 0	0 0
Sept 22	@ Dal	L	S	10 7 3	0.0 0.0	NA	NA	0 0 0	0 0 0	0 0	0 0	0 0
Sept 26	SF	L	S	4 4 0	0.0 0.0	NA	NA	0 0 0	1 0 0	0 0	0 0	0 0
Oct 6	Jax	W	S	4 3 1	0.0 0.0	NA	NA	0 0 0	1 0 0	0 0	0 0	0 0
Oct 13	@ Hou	W	S	3 3 0	1.0 0.0	NA	NA	1 5 0	1 0 0	0 0	0 0	0 0
Oct 20	@ Car	L	S	2 2 0	0.0 0.0	NA	NA	0 0 0	0 0 0	0 0	0 0	0 0
Oct 28	Sea	L	S	4 4 0	0.0 0.0	NA	NA	0 0 0	1 0 0	0 0	0 0	0 0
Nov 3	Ten	L	S	3 2 1	0.0 0.0	NA	NA	0 0 0	0 0 0	0 0	0 0	0 0
Nov 10	@ Ind	W	S	5 4 1	0.0 0.0	NA	NA	0 0 0	0 0 0	0 0	0 0	0 0
Nov 24	Chi	W	S	7 6 1	0.0 0.0	NA	NA	0 0 0	1 0 0	0 0	0 0	0 0
Dec 1	@ SF	L	S	1 1 0	0.0 0.0	NA	NA	0 0 0	2 0 0	0 0	0 0	0 0
Dec 8	@ Ari	L	S	2 2 0	0.0 0.0	NA	NA	0 0 0	2 0 1	0 0	0 0	0 0
Dec 15	NO	W	S	6 5 1	0.0 0.0	NA	NA	0 0 0	4 0 0	0 0	0 0	0 0
Dec 22	TB	W	S	4 3 1	0.0 0.0	NA	NA	0 0 0	1 0 0	0 0	0 0	0 0
Dec 29	@ Sea	L	S	1 1 0	0.0 0.0	NA	NA	0 0 0	0 0 0	0 0	0 0	0 0
Totals			7-9	16/16	69 57 12	1.0 0.0	NA NA	1 5 0	19 0 1	0	1	0

2014 St. Louis Rams

Date	Opp	W/L	P/S	Tot Solo Asst	Sk - Yds	QBP	TFL	Int - Yds -TD	PD	FF	FR - Yds	SpT
Sept 7	Min	L	S	6 6 0	0.0 0.0	NA	NA	0 0 0	0 0 0	0 0	0 0	0 0
Sept 14	@ TB	W	S	4 4 0	0.0 0.0	NA	NA	0 0 0	0 0 0	0 0	0 0	0 0
Sept 21	Dal	L	S	5 5 0	0.0 0.0	NA	NA	1 25t	1 1 0	0 0	0 0	0 0
Oct 5	@ Phi	L	S	2 2 0	0.0 0.0	NA	NA	0 0 0	1 0 0	0 0	0 0	0 0
Oct 13	SF	L	S	3 3 0	0.0 0.0	NA	NA	0 0 0	0 0 0	0 0	0 0	0 0
Oct 19	Sea	W	S	9 7 2	0.0 0.0	NA	NA	0 0 0	1 0 0	0 0	0 0	0 0
Oct 26	@ KC	L	IA									
Nov 2	@ SF	W	IA									
Nov 9	@ Ari	L	p	4 4 0	0.0 0.0	NA	NA	0 0 0	0 0 0	0 0	0 0	0 0
Nov 16	Den	W	S	4 4 0	0.0 0.0	NA	NA	0 0 0	0 0 0	0 0	0 0	0 0
Nov 23	@ SD	L	S	4 3 1	0.0 0.0	NA	NA	1 99t	1 1 1	0 0	0 0	0 0
Nov 30	Oak	W	S	2 2 0	0.0 0.0	NA	NA	0 0 0	0 0 0	0 0	0 0	0 0
Dec 7	@ Was	W	S	3 3 0	0.0 0.0	NA	NA	0 0 0	0 0 0	0 0	0 0	0 0
Dec 11	Ari	L	S	8 7 1	0.0 0.0	NA	NA	0 0 0	1 1 0	0 0	0 0	0 0
Dec 21	NYG	L	S	3 3 0	0.0 0.0	NA	NA	0 0 0	0 0 0	0 0	0 0	0 0
Dec 28	@ Sea	L	S	2 2 0	0.0 0.0	NA	NA	0 0 0	0 0 0	0 0	0 0	0 0
Totals			6-10	14/13	59 55 4	0.0 0.0	NA NA	2 124 2	5 2 0	0	0	0

2015 St. Louis Rams

Date	Opp	W/L	P/S	Tot Solo Asst	Sk - Yds	QBP	TFL	Int - Yds -TD	PD	FF	FR - Yds	SpT
Sept 13	Sea	W	S	6 5 1	0.0 0.0	NA	NA	0 0 0	1 0 0	0 0	0 0	0 0
Sept 20	@ Was	L	S	6 6 0	0.0 0.0	NA	NA	0 0 0	0 0 0	0 0	0 0	0 0
Sept 27	Pit	L	S	9 6 3	0.0 0.0	NA	NA	1 0 0	1 0 0	0 0	0 0	0 0
Oct 4	@ Ari	W	S	5 5 0	0.0 0.0	NA	NA	1 0 0	2 0 0	0 0	0 0	0 0
Oct 11	@ GB	L	S	0 0 0	0.0 0.0	NA	NA	0 0 0	0 0 0	0 0	0 0	0 0
Oct 25	Cle	W	S	5 3 2	0.0 0.0	NA	NA	0 0 0	2 1 0	0 0	0 0	0 0
Nov 1	SF	W	S	2 2 0	0.0 0.0	NA	NA	0 0 0	2 0 0	0 0	0 0	0 0
Nov 8	@ Min	L	S	4 4 0	0.0 0.0	NA	NA	0 0 0	1 0 0	0 0	0 0	0 0
Nov 15	Chi	L	S	3 3 0	0.0 0.0	NA	NA	0 0 0	1 0 0	0 0	0 0	0 0
Nov 22	@ Bal	L	S	3 1 2	0.0 0.0	NA	NA	0 0 0	2 0 0	0 0	0 0	0 0
Nov 29	@ Cin	L	S	3 3 0	0.0 0.0	NA	NA	1 0 0	1 0 0	0 0	0 0	0 0
Dec 6	Ari	L	S	6 6 0	0.0 0.0	NA	NA	0 0 0	1 0 0	0 0	0 0	0 0
Dec 13	Det	W	IA									
Dec 17	TB	W	S	4 4 0	0.0 0.0	NA	NA	0 0 0	0 0 0	0 0	0 0	0 0
Dec 27	@ Sea	W	S	2 2 0	0.0 0.0	NA	NA	0 0 0	1 0 0	0 0	0 0	0 0
Jan 3	@ SF	L	S	6 6 0	0.0 0.0	NA	NA	0 0 0	0 0 0	0 0	0 0	0 0
Totals			7-9	15/15	64 56 8	0.0 0.0	NA NA	3 0 0	15 1 0	0	0	0

2016 N.Y. Giants

Date	Opp	W/L	P/S	Tot Solo Asst	Sk - Yds	QBP	TFL	Int - Yds -TD	PD	FF	FR - Yds	SpT
Sept 11	@ Dal	W	S	3 3 0	0.0 0.0	NA	NA	0 0 0	0 0 0	0 0	0 0	0 0
Sept 18	NO	W	S	8 7 1	0.0 0.0	NA	NA	0 0 0	2 0 0	0 0	0 0	0 0
Sept 25	Was	L	S	4 4 0	0.0 0.0	NA	NA	0 0 0	0 0 0	0 0	0 0	0 0
Oct 3	@ Min	L	S	2 2 0	0.0 0.0	NA	NA	0 0 0	0 0 0	0 0	0 0	0 0
Oct 9	@ GB	L	S	2 1 1	0.0 0.0	NA	NA	2 26 0	3 0 0	0 0	0 0	0 0
Oct 16	Bal	W	S	5 5 0	0.0 0.0	NA	NA	0 0 0	2 0 0	0 0	0 0	0 0
Oct 23	@ LAR	W	S	4 4 0	0.0 0.0	NA	NA	0 0 0	3 0 0	0 0	0 0	0 0
Nov 6	Phi	W	S	2 2 0	0.0 0.0	NA	NA	0 0 0	0 0 0	0 0	0 0	0 0
Nov 14	Cin	W	S	6 6 0	0.0 0.0	NA	NA	0 0 0	1 0 0	0 0	0 0	0 0
Nov 20	Chi	W	S	2 2 0	0.0 0.0	NA	NA	0 0 0	1 0 0	0 0	0 0	0 0
Nov 27	@ Cle	W	S	5 3 2	1.0 9.0	NA	NA	0 0 0	3 0 0	0 0	0 0	0 0
Dec 4	@ Pit	L	S	2 2 0	0.0 0.0	NA	NA	0 0 0	0 0 0	0 0	0 0	0 0
Dec 11	Dal	W	S	2 2 0	0.0 0.0	NA	NA	1 0 0	2 1 0	0 0	0 0	0 0
Dec 18	Det	W	S	1 0 1	0.0 0.0	NA	NA	0 0 0	0 0 0	0 0	0 0	0 0
Dec 22	@ Phi	L	IA									
Jan 1	@ Was	W	S	1 1 0	0.0 0.0	NA	NA	0 0 0	1 0 0	0 0	0 0	0 0
Totals			11-5	15/15	49 44 5	1.0 9.0	NA NA	3 26 0	18 1 0	0	0	0

Playoffs

Jan 8	@ GB	L	S	1 0 1	0.0 0.0	NA	NA	0 0 0	0 0 0	0 0	0 0	0 0
Totals			0-1	1/1	1 0 1	0.0 0.0	NA NA	0 0 0	0 0 0	0	0	0

2017 N.Y. Giants

Date	Opp	W/L	P/S	Tot Solo Asst	Sk - Yds	QBP	TFL	Int - Yds -TD	PD	FF	FR - Yds	SpT
Sept 10	@ Dal	L	S	1 1 0	0.0 0.0	NA	NA	0 0 0	0 0 0	0 0	0 0	0 0
Sept 18	Det	L	IA									
Sept 24	@ Phi	L	S	3 3 0	0.0 0.0	NA	NA	0 0 0	2 0 0	0 0	0 0	0 0
Oct 1	@ TB	L	S	5 5 0	0.0 0.0	NA	NA	0 0 0	2 0 0	0 0	0 0	0 0
Oct 8	LAC	L	S	4 3 1	0.0 0.0	NA	NA	0 0 0	1 0 0	0 0	0 0	0 0
Oct 15	@ Den	W	S	5 5 0	0.0 0.0	NA	NA	1 43t	1 1 1	0 0	0 0	0 0
Oct 22	Sea	L	S	5 3 2	0.0 0.0	NA	NA	0 0 0	0 0 0	0 0	0 0	0 0
Nov 5	LAR	L	SUS									
Nov 12	@ SF	L	S	2 2 0	0.0 0.0	NA	NA	0 0 0	0 0 0	0 0	0 0	0 0
Nov 19	KC	W	S	5 4 1	0.0 0.0	NA	NA	1 17 0	1 0 0	0 0	0 0	0 0
Nov 23	@ Was	L	S	0 0 0	0.0 0.0	NA	NA	1 53t	1 2 0	0 0	0 0	0 0
Dec 3	@ Oak											
Placed on injured reserve on Nov. 29												
Totals			2-9	9/9	31 27 4	0.0 0.0	NA NA	3 113 2	9 1 0	0	0	0

2018 N.Y. Giants

Date	Opp	W/L
------	-----	-----

JACKRABBIT JENKINS' GAME-BY-GAME CONT.

2020 New Orleans Saints

Date	Opp	W/L	P/S	Tot	Solo	Asst	Sk	- Yds	QBP	TFL	Int	- Yds	-TD	PD	FF	FR	- Yds	SpT	
Sept 13	TB	W	S	9	8	1	0.0	0.0	NA	NA	1	36	1	1	0	0	0	0	
Sept 21	@ LV	L	S	5	3	2	0.0	0.0	NA	NA	0	0	0	1	0	0	0	0	
Sept 27	GB	L	S	6	4	2	0.0	0.0	NA	NA	0	0	0	0	0	0	0	0	
Oct 4	@ Det	W	IA																
Oct 12	LAC	W	IA																
Oct 25	Car	W	S	3	3	0	0.0	0.0	NA	NA	0	0	0	0	0	0	0	0	
Nov 1	@ Chi	W	S	4	4	0	0.0	0.0	NA	NA	0	0	0	0	0	0	0	0	
Nov 8	@ TB	W	S	2	2	0	0.0	0.0	NA	NA	0	0	0	2	0	0	0	0	
Nov 15	SF	W	S	3	2	1	0.0	0.0	NA	NA	0	0	0	0	0	0	0	0	
Nov 22	Atl	W	S	5	4	1	0.0	0.0	NA	NA	1	3	0	5	0	0	0	0	
Nov 29	@ Den	W	S	0	0	0	0.0	0.0	NA	NA	1	14	0	1	0	0	0	0	
Dec 6	@ Atl	W	IA																
Dec 13	@ Phi	L	S	2	2	0	0.0	0.0	NA	NA	0	0	0	0	0	0	0	0	
Dec 20	KC	L	S	6	4	2	0.0	0.0	NA	NA	0	0	0	0	0	0	0	0	
Dec 25	Min	W	S	4	2	2	0.0	0.0	NA	NA	0	0	0	1	0	0	0	0	
Jan 3	@ Car	W	S	5	5	0	0.0	0.0	NA	NA	0	0	0	1	0	0	0	0	
Totals			12-4 13/13	54	43	11	0.0	0.0	NA	NA	3	153	1	12	0	0	0	0	
Playoffs																			
Jan 10	Chi	W	S	5	5	0	0.0	0.0	NA	NA	0	0	0	1	0	0	0	0	0
Jan 17	TB	L	S	4	3	1	0.0	0.0	NA	NA	0	0	0	0	0	0	0	0	0
Totals			1-1 2/2	9	8	1	0.0	0.0	NA	NA	0	0	0	1	0	0	0	0	

2021 Tennessee Titans

Date	Opp	W/L	P/S	Tot	Solo	Asst	Sk	- Yds	QBP	TFL	Int	- Yds	-TD	PD	FF	FR	- Yds	SpT	
Sept 12	Ari	L	S	8	8	0	0.0	0.0	0	0	0	0	0	0	0	0	0	0	
Sept 19	@ Sea	W	S	6	4	2	0.0	0.0	0	0	0	0	0	0	1	0	0	0	
Sept 26	Ind	W	S	4	2	2	0.0	0.0	0	0	0	0	0	0	1	0	0	0	
Oct 3	@ NYJ	L	S	3	3	0	0.0	0.0	0	0	0	0	0	0	0	1	0	0	
Oct 10	@ Jax	W	S	3	2	1	0.0	0.0	0	0	0	0	0	0	0	0	0	0	
Oct 18	Buf	W	S	3	3	0	0.0	0.0	0	0	0	0	0	0	0	0	0	0	
Oct 24	KC	W	S	3	3	0	0.0	0.0	0	0	0	0	0	0	0	0	0	0	
Oct 31	@ Ind	W	S	4	3	1	0.0	0.0	0	0	0	0	0	0	0	0	0	0	
Nov 7	@ LAR	W	S	5	1	4	0.0	0.0	0	0	0	0	0	0	1	0	0	0	
Nov 14	NO	W	S	4	2	2	0.0	0.0	0	0	0	0	0	0	1	0	0	0	
Nov 21	Hou	L	IA																
Nov 28	@ NE	L	S	4	2	2	0.0	0.0	0	0	0	0	0	0	0	0	0	0	
Dec 12	Jax	W	IA																
Dec 19	@ Pit	L	IA																
Dec 23	SF	W	p	1	0	1	0.0	0.0	0	0	0	1	0	0	1	0	0	0	
Jan 2	Mia	W	S	4	4	0	0.0	0.0	0	0	0	0	0	0	1	0	0	0	
Jan 9	@ Hou	W	S	3	2	1	0.0	0.0	0	0	0	0	0	0	0	0	0	0	
Totals			12-5 14/13	55	39	16	0.0	0.0	0	0	1	0	0	6	1	0	0	0	
Playoffs																			
Jan 22	Cin	L	S	2	1	1	0.0	0.0	0	0	0	0	0	0	1	0	0	0	
Totals			0-1 1/1	2	1	1	0.0	0.0	0	0	0	0	0	0	1	0	0	0	

JACKRABBIT JENKINS' NFL STATISTICS

REGULAR SEASON

Year	Team	GP	GS	TACKLES							INTERCEPTIONS					FUMBLES			
				Tot	Solo	Asst	Sk	Yds	QBP	TFL	No	Yds	Lg	TD	PD	FF	FR	Yds	SpT
2012	St. Louis	15	14	83	75	8	0.0	0.0	NA	NA	4	150	41t	3	15	0	1	2t	0
2013	St. Louis	16	16	69	57	12	1.0	0.0	NA	NA	1	5	5	0	19	0	1	0	0
2014	St. Louis	14	13	59	55	4	0.0	0.0	NA	NA	2	124	99t	2	5	2	0	0	0
2015	St. Louis	15	15	64	56	8	0.0	0.0	NA	NA	3	0	0	0	15	1	0	0	0
2016	N.Y. Giants	15	15	49	44	5	1.0	9.0	NA	NA	3	26	23	0	18	1	0	0	0
2017	N.Y. Giants	9	9	31	27	4	0.0	0.0	NA	NA	3	113	53t	2	9	1	0	0	0
2018	N.Y. Giants	16	16	69	58	11	0.0	0.0	NA	NA	2	29	29	0	15	1	0	0	1
2019	NYG/N.O.	15	14	61	50	11	0.0	0.0	NA	NA	5	84	62	0	16	0	0	0	0
2020	New Orleans	13	13	54	43	11	0.0	0.0	NA	NA	3	53	36t	1	12	0	0	0	0
2021	Tennessee	14	13	55	39	16	0.0	0.0	0	0	1	0	0	0	6	1	0	0	0
NFL Totals		142	138	594	504	90	2.0	9.0	0	0	27	584	99t	8	130	7	2	2t	1

PLAYOFFS

Year	Team	GP	GS	TACKLES							INTERCEPTIONS					FUMBLES				
				Tot	Solo	Asst	Sk	Yds	QBP	TFL	No	Yds	Lg	TD	PD	FF	FR	Yds	SpT	
2016	N.Y. Giants	1	1	1	0	1	0.0	0.0	NA	NA	0	0	0	0	0	0	0	0	0	0
2019	New Orleans	1	1	8	3	5	0.5	3.0	NA	NA	0	0	0	0	0	1	0	0	0	
2020	New Orleans	2	2	9	8	1	0.0	0.0	NA	NA	0	0	0	0	1	0	0	0	0	
2021	Tennessee	1	1	2	1	1	0.0	0.0	0	0	0	0	0	0	1	0	0	0	0	
Playoff Totals		5	5	20	12	8	0.5	3.0	0	0	0	0	0	0	2	1	0	0	0	

Single-Game Highs

Tackles - 10 at Dallas (9/22/13)
 Interceptions - 2 (Three times, last vs. Washington 9/29/19)
 Interception Long - 99t at San Diego (11/23/14)
 Sacks - 1 (Twice, last at Cleveland 11/27/16)
 Passes Defensed - 5 vs. Atlanta (11/22/20)
 Forced Fumbles - **1 (Seven times, last at N.Y. Jets 10/3/21)**
 Fumble Recoveries - 1 (Twice, last at Arizona 12/8/13)

Playoff Single-Game Highs

Tackles - 8 vs. Minnesota (1/5/20)
 Sacks - 0.5 vs. Minnesota (1/5/20)
 Forced Fumbles - 1 vs. Minnesota (1/5/20)
 Passes Defensed - **1 (Twice, last vs. Cincinnati 1/22/22)**

Additional Career Statistics

Touchdowns - 10 (36-yard interception return at Arizona, 11/25/12; 39-yard interception return at Arizona, 11/25/12; 2-yard fumble return vs. San Francisco, 12/2/12; 41-yard interception return at Tampa Bay, 12/23/12; 25-yard interception return vs. Dallas, 9/21/14); 99-yard interception return at San Diego, 11/23/14; 65-yard blocked field return vs. New Orleans, 9/18/16; 43-yard interception return at Denver, 10/15/17; 53-yard interception return at Washington, 11/23/17; 36-yard interception return vs. Tampa Bay, 9/13/20)
 Blocked Field Goal - 1 vs. N.Y. Jets (11/18/12)



88 MARCUS JOHNSON

WIDE RECEIVER • 6'1" • 207 LBS • COLLEGE: TEXAS
ACQUIRED: FREE AGENT - 2021 • NFL EXPERIENCE (NFL/TITANS): 4/1
HOMETOWN: CLEAR SPRINGS, TEXAS
GAMES PLAYED/GAMES STARTED: 41/12 (PLAYOFFS: 0/0)

Super Bowl: 2017

PRO: The Titans signed Marcus Johnson to the team's practice squad during the 2020 postseason to add depth and experience to the receiving corps. The 6-foot-1-inch, 207-pounder has appeared in 34 career games with nine starts for the Philadelphia Eagles (2016-17) and Indianapolis Colts (2018-20), and has caught 42 passes for 679 yards and three touchdowns. The Clear Springs, Texas native has also spent time with the Seattle Seahawks. Johnson saw action in 42 games with 18 starts over four seasons at Texas (2012-15), and tallied 61 receptions for 793 yards and four touchdowns.

CAREER HIGHLIGHTS:

- In 2019, Johnson set career-highs in games started (six), receptions (17), receiving yards (277) and receiving touchdowns (two).
- During the 2018 offseason, Johnson was traded twice in six months. First, he was traded by the Philadelphia Eagles to the Seattle Seahawks. Then, after roster cuts, he was traded by Seattle to the Indianapolis Colts.

TITANS TIDBITS:

- Johnson posted 22 repetitions of 225 pounds on the bench press at the NFL Scouting Combine in 2016, more than any receiver that year.
- Father, Morlon, played basketball at Prairie View A&M.

CAREER TRANSACTIONS:

- The Clear Springs, Texas native originally signed with the Philadelphia Eagles as a rookie free agent on May 5, 2016.
- Waived by the Eagles on Sept. 3, 2016.
- Signed by the Eagles to the team's practice squad on Sept. 5, 2016.
- Waived by the Eagles on Sept. 13, 2016.
- Signed by the Eagles to the team's practice squad on Dec. 2, 2016.
- Traded by the Eagles to the Seattle Seahawks on March 14, 2018.
- Traded by the Seahawks to the Indianapolis Colts on Sept. 1, 2018.
- Waived by the Colts on Sept. 9, 2019.
- Signed by the Colts to the team's practice squad on Oct. 1, 2019.
- Signed by the Colts to their active roster from the practice squad on Nov. 9, 2019.
- Waived by the Colts on Sept. 5, 2020.
- Signed by the Colts to the team's practice squad on Sept. 23, 2020.
- Signed by the Colts to their active roster from the practice squad on Oct. 17, 2020.
- Waived by the Colts on Jan. 2, 2021.
- Signed by the Titans to the team's practice squad on Jan. 6, 2021.

SEASON RECAPS:

2021 (7/3, 0/0 - Tennessee): Saw action in seven games with three starts at wide receiver in his first full season with the Titans. Snared nine receptions for 160 yards. Added a special teams tackle on coverage units. Placed on injured reserve on Sept. 2 and missed the first four regular season games before being activated from injured reserve designated to return on Oct. 9. Placed on season-ending injured reserve on Nov. 23 and missed the final six regular season games and the postseason contest. Has three career 100-yard receiving performances, including one in 2021 (vs. NO). Led the team in receiving yards twice in 2021 (at JAX, vs. NO). Led or tied for the team lead in receptions twice in 2021 (at JAX, vs. NO).

- At Jacksonville (10/10), made his Titans debut as a starter at wide receiver and led the team with 52 receiving yards, while tying for the team lead with three catches. Extended the Titans' initial touchdown drive with a 10-yard grab on third-and-10 in the first quarter. Kept the Titans' third-quarter touchdown drive alive with a 20-yard reception on third-and-four.

- Against Buffalo (10/18), saw action as a reserve at wide receiver. Posted two kickoff returns for 52 yards.
- Against Kansas City (10/24), played as a reserve at wide receiver and rushed once for five yards.
- At Indianapolis (10/31), started at wide receiver and caught one pass for eight yards. Posted a special teams tackle on coverage units.
- At L.A. Rams (11/7), returned two kickoffs for 50 yards. Rushed once for minus seven yards on a reverse.
- Against New Orleans (11/14), played as a reserve at wide receiver and led the team with a career-high-tying five catches and 100 receiving yards. Returned three kickoffs for 54 yards. Set up the Titans' first field goal of the day with a 50-yard reception over the middle in the first quarter. Kept the Titans' second touchdown drive alive with a 10-yard reception down to the Saints' one-yard line on third-and-two in the third quarter.
- Against Houston (11/21), started at wide receiver but left the game late in the first quarter with an injury.

2020 (11/3, 0/0 - Indianapolis): Saw action in a career-best 11 games with three starts and tallied 14 receptions for 255 yards. Was inactive for one contest.

- Against Cincinnati (10/18), posted five receptions for 108 yards including a long of 55, all of which set career-high marks.

2019 (8/6 - Indianapolis): Played in eight games with a career-high six starts and recorded career-best marks in receptions (17), receiving yards (277) and receiving touchdowns (two). Returned one kickoff for 14 yards. Did not play in one contest. Was on the team's practice squad Weeks 5-10.

- Against Jacksonville (11/17), made a season-high four catches for 38 yards and one touchdown.
- At Tampa Bay (12/8), caught three passes for 105 yards and one touchdown, including a long of 50.

2018 (5/0, 0/0 - Indianapolis): Traded by the Eagles to the Seattle Seahawks during the offseason. Traded by the Seahawks to the Colts on Sept. 1. Saw action in five games and totaled six receptions for 102 yards and one touchdown. Added one kick return for 23 yards. Was inactive for one contest. Placed on injured reserve during Week 7.

- At the New York Jets (10/14), caught two passes for 52 yards and his first career touchdown. Scored on a 34-yard touchdown reception.

2017 (10/0, 0/0 - Philadelphia): Appeared in 10 games and posted five receptions for 45 yards. Was inactive for six contests.

- Against Dallas (12/31), caught three passes for 23 yards.

2016 (0/0 - Philadelphia): Spent a portion of the season on the Eagles practice squad.

COLLEGE:

- Appeared in 42 games with 18 starts over four seasons at Texas (2012-15) and accumulated 61 receptions for 793 yards and four touchdowns. Added 17 kick returns for 335 yards.
- As a senior (2015), saw action in 10 games and made seven starts. Finished third on the team with 12 receptions for 130 yards and one touchdown.
- As a junior (2014), played in all 13 games with seven starts and finished third on the squad in receptions (27) and receiving yards (313), with one receiving touchdown. Set career-high marks with 10 kick returns for 191 yards.
- As a sophomore (2013), appeared in 11 games and made four starts.

Ranked fifth on the team in receptions (22), fourth in receiving yards (350), and caught a career-high two touchdowns. Added seven kick returns for 144 yards.

- As a true freshman (2012), saw action in eight games.
- Majored in physical culture and sports at Texas.

PERSONAL:

- Attended Clear Springs (Texas) High School where he accumulated 110 receptions for 2,051 yards and 21 touchdowns while rushing for 379 yards and one touchdown in his final three seasons.
- As a senior, selected to the Houston Chronicle's All-Greater Houston first team after catching 68 passes for 1,298 yards and 13 touchdowns.
- Named a second-team all-state kick returner by the Texas Sports Writers Association. Earned first-team all-district 24-5A recognition at wide receiver

and kick returner. Named honorable mention All-State by the Associated Press.

- Ranked as the 79th-best wide receiver by ESPNU.
- Also lettered in track and field.
- Son of Morlon and Laquitha Johnson.
- Follow Johnson on Twitter and Instagram at @mojomdj.
- Born Marcus Johnson on Dec. 20, 1995 in Oklahoma City, Okla.

MARCUS JOHNSON'S GAME-BY-GAME

2016 Philadelphia Eagles				RECEIVING				
Date	Opp.	W/L	P/S	No	Yds	Avg	Lg	TD
Sept 11	Cle	W	PS					
Dec 4	@ Cin	L	PS					
Dec 11	Was	L	PS					
Dec 18	@ Bal	L	PS					
Dec 22	NYG	W	PS					
Jan 1	Dal	W	PS					
Totals	3-3	0/0		0	0	-	-	0

2017 Philadelphia Eagles				RECEIVING				
Date	Opp.	W/L	P/S	No	Yds	Avg	Lg	TD
Sept 10	@ Was	W	p	0	0	-	0	0
Sept 17	@ KC	L	IA					
Sept 24	NYG	W	p	0	0	-	0	0
Oct 1	@ LAC	W	p	0	0	-	0	0
Oct 8	Ari	W	p	1	6	6.0	6	0
Oct 12	@ Car	W	p	1	16	16.0	16	0
Oct 23	Was	W	p	0	0	-	0	0
Oct 29	SF	W	p	0	0	-	0	0
Nov 5	Den	W	p	0	0	-	0	0
Nov 19	@ Dal	W	p	0	0	-	0	0
Nov 26	Chi	W	IA					
Dec 3	@ Sea	L	IA					
Dec 10	@ LAR	W	IA					
Dec 17	@ NYG	W	IA					
Dec 25	Oak	W	IA					
Dec 31	Dal	L	p	3	23	7.7	16	0
Totals	13-3	10/0		5	45	9.0	16	0

Playoffs				RECEIVING				
Date	Opp.	W/L	P/S	No	Yds	Avg	Lg	TD
Jan 13	Atl	W	IA					
Jan 21	Min	W	IA					
Feb 4	@ NE	W	IA					
Totals	3-0	0/0		0	0	-	-	0

2018 Indianapolis Colts				RECEIVING				
Date	Opp.	W/L	P/S	No	Yds	Avg	Lg	TD
Sept 9	Cin	L	IA					
Sept 16	@ Was	W	p	0	0	-	0	0
Sept 23	@ Phi	L	p	0	0	-	0	0
Sept 30	Hou	L	p	2	24	12.0	16	0
Oct 4	@ NE	L	p	2	26	13.0	17	0
Oct 14	@ NYJ	L	p	2	52	26.0	34t	1
Placed on injured reserve on Oct. 16, 2018.								
Totals	1-5	5/0		6	102	17.0	34t	1

2019 Indianapolis Colts				RECEIVING				
Date	Opp.	W/L	P/S	No	Yds	Avg	Lg	TD
Sept 8	@ LAC	L	DNP					
Oct 6	@ KC	W	PS					
Oct 20	Hou	W	PS					
Oct 27	Den	W	PS					
Nov 3	@ Pit	L	PS					
Nov 10	Mia	L	p	1	9	9.0	9	0
Nov 17	Jax	W	S	4	38	9.5	17	1
Nov 21	@ Hou	L	S	0	0	-	0	0
Dec 1	Ten	L	p	4	55	13.8	19	0
Dec 8	@ TB	L	S	3	105	35.0	50	1
Dec 16	@ NO	L	S	2	37	18.5	20	0
Dec 22	Car	W	S	1	2	2.0	2	0
Dec 29	@ Jax	L	S	2	31	15.5	16	0
Totals	5-8	8/6		17	277	16.3	50	2

2020 Indianapolis Colts				RECEIVING				
Date	Opp.	W/L	P/S	No	Yds	Avg	Lg	TD
Sept 27	NYJ	W	PS					
Oct 4	@ Chi	W	p	1	27	27.0	27	0
Oct 11	@ Cle	L	S	3	53	17.7	36	0
Oct 18	Cin	W	S	5	108	21.6	55	0
Nov 1	@ Det	W	p	2	39	19.5	21	0
Nov 8	Bal	L	S	2	14	7.0	10	0
Nov 12	@ Ten	W	p	0	0	-	0	0
Nov 22	GB	W	p	1	14	14.0	14	0
Nov 29	Ten	L	p	0	0	-	0	0
Dec 6	@ Hou	W	p	0	0	-	0	0
Dec 13	@ LV	W	p	0	0	-	0	0
Dec 20	Hou	W	p	0	0	-	0	0
Dec 27	@ Pit	L	IA					
Totals	9-4	11/3		14	255	18.2	55	0

2021 Tennessee Titans				RECEIVING				
Date	Opp.	W/L	P/S	No	Yds	Avg	Lg	TD
Sept 12	Ari	L	IR					
Sept 19	@ Sea	W	IR					
Sept 26	Ind	W	IR					
Oct 3	@ NYJ	L	IR					
Oct 10	@ Jax	W	S	3	52	17.3	22	0
Oct 18	Buf	W	p	0	0	-	0	0
Oct 24	KC	W	p	0	0	-	0	0
Oct 31	@ Ind	W	S	1	8	8.0	8	0
Nov 7	@ LAR	W	p	0	0	-	0	0
Nov 14	NO	W	p	5	100	20.0	50	0
Nov 21	Hou	L	S	0	0	-	0	0
Nov 28	@ NE							
Dec 12	Jax							
Dec 19	@ Pit							
Dec 23	SF							
Jan 2	Mia							
Jan 9	@ Hou							
Totals	8-3	7/3		9	160	17.8	50	0

MARCUS JOHNSON'S NFL STATISTICS

REGULAR SEASON				RECEIVING					RUSHING				
Year	Team	GP	GS	No	Yds	Avg	Lg	TD	Att	Yds	Avg	Lg	TD
2016	Philadelphia												
Practice Squad													
2017	Philadelphia	10	0	5	45	9.0	16	0	0	0	-	0	0
2018	Indianapolis	5	0	6	102	17.0	34t	1	1	-2	-2.0	-2	0
2019	Indianapolis	8	6	17	277	16.3	50	2	0	0	-	0	0
2020	Indianapolis	11	3	14	255	18.2	55	0	0	0	-	0	0
2021	Tennessee	7	3	9	160	17.8	50	0	2	-2	-1.0	5	0
NFL Totals		41	12	51	839	16.5	55	3	3	-4	-1.3	5	0

REGULAR SEASON		PUNT RETURNS						KICKOFF RETURNS				
Year	Team	No	FC	Yds	Avg	Lg	TD	No	Yds	Avg	Lg	TD
2018	Indianapolis	0	0	0	-	0	0	1	23	23.0	23	0
2019	Indianapolis	0	0	0	-	0	0	1	14	14.0	14	0
2021	Tennessee	0	0	0	-	0	0	4	102	25.5	31	0
NFL Totals		0	0	0	-	0	0	6	139	23.2	31	0

PLAYOFFS				RECEIVING					RUSHING				
Year	Team	GP	GS	No	Yds	Avg	Lg	TD	Att	Yds	Avg	Lg	TD
2017	Philadelphia	0	0	0	0	-	0	0	0	0	-	0	0
NFL Totals		0	0	0	0	-	0	0	0	0	-	0	0

Single-Game Highs

Receptions - **5 (Twice, last vs. New Orleans 11/14/21)**
 Receiving Yards - **105 at Tampa Bay (12/8/19)**
 Long Reception - **55 vs. Cincinnati (10/18/20)**
 Receiving Touchdowns - **1 (Three times, last at Tampa Bay 12/8/19)**
 Rushes - **1 (Three times, last at L.A. Rams 11/7/21)**
 Rushing Yards - **5 vs. Kansas City (10/24/21)**
 Long Rush - **5 vs. Kansas City (10/24/21)**

Kick Returns - **3 vs. New Orleans (11/14/21)**
 Kick Return Yards - **54 vs. New Orleans (11/14/21)**
 Kick Return Long - **31 vs. Buffalo (10/18/21)**

Additional Career Statistics

Special Teams Tackles - **1 (2021)**



60 BEN JONES

CENTER • 6'3" • 308 LBS • COLLEGE: GEORGIA
ACQUIRED: UNRESTRICTED FREE AGENT (HOU) - 2016
NFL EXPERIENCE (NFL/TITANS): 10/6 • HOMETOWN: BRENT, ALA.
GAMES PLAYED/GAMES STARTED: 160/139 (PLAYOFFS: 10/10)

 **Captain: 2019**



Community Man of the Year: 2019

PRO: The Titans signed Ben Jones early in the 2016 free agency period to bring veteran leadership and experience to the center position and he has provided just that during his tenure with the club. The 6-foot-3-inch, 308-pounder was originally selected by the Houston Texans in the fourth round (99th overall) of the 2012 NFL Draft. From 2012 through 2020, Jones appeared in 143 of 144 possible regular season games, including starts in all but one game during his first five seasons in Tennessee. The University of Georgia product is a versatile player, having started contests at center and both guard spots in his first four seasons with the Texans.

CAREER HIGHLIGHTS:

- Jones has started games at center, left guard and right guard during his NFL career and has opened holes for an 1,000-yard rusher in six different seasons.
- In 2020, Jones started every game at center and was a part of an offense that tied for the second-overall ranking in the NFL (396.4 yards per game), finished second in rushing (168.1), and allowed the sixth-fewest sacks (25). He helped pave the way for Derrick Henry to produce the NFL's eighth all-time 2,000-yard rushing season (2,027).
- In 2019, Jones started 15 games at center and helped Derrick Henry lead the NFL with 1,540 rushing yards.
- In Week 9 of the 2019 season, Jones missed the first game of his eight-year NFL career when he was inactive due to injury. It ended his streak of 120 consecutive games played and 88 consecutive starts. At the time, Jones' consecutive games streak tied Kansas City's Mitchell Schwartz for the longest active streak in the NFL among offensive linemen, and his starting streak ranked first in the NFL among all centers.
- In Week 11 of the 2019 season, Jones returned to the lineup and started his 100th career game.
- Jones made a career-high three postseason starts in 2019.
- In 2018, Jones started all 16 games at center, registering five consecutive seasons with a start in every contest (2014-15 with Houston).
- Jones appeared in his 100th career game in Week 4 of the 2018 season.
- As of the completion of the 2018 season, among NFL offensive linemen listed as centers, Jones ranked first in the NFL with 80 consecutive games started. He had played in 112 consecutive games, which at this point tied for the longest active consecutive games streak among NFL offensive linemen.
- In 2016, Jones centered all 16 games in his first campaign with the Titans and was a part of an offensive front that blocked for the NFL's third-ranked rushing attack which averaged 136.7 rush yards per game.
- In 2015, Jones transitioned to his natural position of center and started all 16 games and the playoff contest for the Texans.
- In 2014, Jones started all 16 contests at left guard.
- As a rookie in 2012, Jones started the final 10 games of the season at right guard and was named the Texans Rookie of the Year.

TITANS TIDBITS:

- Jones switched from jersey #61 to #60 prior to his senior season at Georgia, to honor his father, Steve, a former collegiate star, who was killed in a helicopter crash when he was 10 years old.
- Jones' pregame ritual consists of walking barefoot on the field "to get a feel for the turf." The routine began before one game with his brother in high school and after enjoying success that night, it has continued ever since.
- When he was 10 years old, Jones suffered a blow to the head with a baseball bat. The impact caused a blood clot to develop on his brain and

fractured his skull. The injury kept him out of all athletic activity for a year, proving to be a challenging time for an active and athletic boy. Although it was a tough period in his life, Ben says this time turned him into the man he is today. As soon as he was cleared for activities, Jones threw himself into being the best athlete he could be.

- In 2017, Jones established The Jones Mission Fund at The Community Foundation to provide at-risk youth with opportunities they might otherwise not have through grants, additional resources and educational opportunities.
- During the offseason, Jones and his wife host the annual Ben Jones Celebrity Clay Shoot. The event has raised more than \$400,000 benefitting The Jones Mission Fund.
- Jones hosts a free Friday Night Lights youth football camp in his native Alabama every June.
- Jones sponsors a trip to a Titans game each fall for the seniors of his high school's football team in Alabama. The experience includes round trip transportation from his hometown, tickets, a private tailgate, swag bags, and a meet-and-greet with a tour of the Titans practice facility after the game with Jones.
- Jones' brother, Clay, played baseball for the University of Alabama and then was drafted by the Detroit Tigers.

CAREER TRANSACTIONS:

- A native of Brent, Ala., Jones was originally selected by the Houston Texans in the fourth round (99th overall) of the 2012 NFL Draft.
- Signed by the Titans as an unrestricted free agent on March 10, 2016.

SEASON RECAPS:

- 2021 (17/17, 1/1 - Tennessee):** Started all 17 games at center and blocked for the NFL's fifth-ranked rushing attack. Started the postseason contest at center.
- Against Arizona (9/12), started at center.
 - At Seattle (9/19), started at center and helped open holes for Derrick Henry to rush for 182 yards.
 - Against Indianapolis (9/26), started at center and blocked for Titans' rushers to gain 180 yards on the ground.
 - At N.Y. Jets (10/3), started at center.
 - At Jacksonville (10/10), started at center and helped block for Derrick Henry to amass 130 yards on the ground with three rushing touchdowns.
 - Against Buffalo (10/18), started at center and was a part of an offensive front that did not allow a sack on 29 pass attempts. Helped open holes for Derrick Henry to amass 143 rushing yards and three scores on 23 carries.
 - Against Kansas City (10/24), started at center in his 150th career regular season game. Helped block for an offense that registered 369 total yards while only allowing one sack on 28 pass attempts.
 - At Indianapolis (10/31), started at center and helped the offense amass 340 total yards in the victory.
 - At L.A. Rams (11/7), started at center.
 - Against New Orleans (11/14), started at center.
 - Against Houston (11/21), started at center.
 - At New England (11/28), started at center and opened holes for Titans ball carriers to amass 270 yards on the ground, including two 100-yard rushers.
 - Against Jacksonville (12/12), started at center.
 - At Pittsburgh (12/19), started at center and helped block for Titans' ball carriers to amass 201 rushing yards.
 - Against San Francisco (12/23), started at center. Helped the Titans convert a season-high nine third downs on 16 attempts in the game, while scoring on four of its five possessions in the second half.

- Against Miami (1/2), started at center and helped open holes for Titans' ball carriers to gain 198 yards on the ground with two rushing scores.
- At Houston (1/9), started at center and helped block for an offense that registered 405 total yards while only allowing one sack on 32 pass attempts.
- Against Cincinnati (1/22), started at center in his 10th career postseason contest and helped open holes for Titans' rushers to amass 140 yards on the ground on 27 carries.

2020 (16/16, 1/1 - Tennessee): Started all 16 games at center and helped Derrick Henry become the eighth player in NFL history to eclipse 2,000 rushing yards in a season. Started the postseason contest at center.

- At Denver (9/14), started at center and was a part of an offensive front that allowed the Titans to amass 377 total yards. Member of a line that allowed just one sack on 43 pass attempts.
- Against Jacksonville (9/20), started at center and helped the offense post 354 total yards.
- Against Buffalo (10/13), started at center and was a part of an offensive line that blocked for Titans' rushers to gain 139 yards on the ground while not allowing a sack on 28 pass attempts.
- Against Houston (10/18), started at center and helped the offense become the first unit in NFL history to have a passer reach 350 yards (364 by Ryan Tannehill) and a rusher reach 200 yards (212 by Derrick Henry) in a game.
- At Indianapolis (11/29), started at center and blocked for Titans' rushers to gain 229 yards on 45 carries. Member of an offensive front that allowed just one sack on 22 pass attempts.
- At Jacksonville (12/13), started at center and helped open holes for Titans' rushers to gain 249 yards on the ground, including a 215-yard performance by Derrick Henry.
- Against Detroit (12/20), started at center and helped block for Titans' ball carriers to gain 195 yards and score three touchdowns on the ground.
- At Houston (1/3), started at center and blocked for Derrick Henry to gain a franchise-record 250 rushing yards in the Titans' division-clinching victory and in the process become the eighth player in NFL history to eclipse 2,000 rushing yards in a season.

2019 (15/15, 3/3 - Tennessee): Started 15 games at center and helped Derrick Henry lead the NFL with 1,540 rushing yards. Was inactive for one game ending his streak of 120 consecutive games played and 88 consecutive starts. Started all three postseason contests at center.

- At Atlanta (9/29), started at center and was a part of an offensive front that did not allow a sack on 27 pass attempts, while opening holes for Titans' ball carriers to gain 138 yards on the ground.
- Against L.A. Chargers (10/20), started at center and helped the offense amass 403 total yards.
- At Carolina (11/3), was inactive, ending his streak of 120 consecutive games played and 88 consecutive starts.
- Against Kansas City (11/10), started his 100th career game at center and helped open holes for Titans' rushers to gain 225 yards on the ground.
- Against Jacksonville (11/24), started at center and blocked for Titans' ball carriers to gain 219 rushing yards.
- At Oakland (12/8), started at center and was a part of an offensive front that blocked for Titans' ball carriers to gain 161 yards on the ground, while also not allowing a sack on 27 pass attempts.
- At Houston (12/29), started at center and was a part of an offensive front that blocked for Derrick Henry to amass 211 yards on the ground and become the NFL's leading rusher in 2019.
- At New England (1/4), started at center and was a member of an offensive front that opened holes for Derrick Henry to collect 182 yards on the ground.
- At Baltimore (1/11), started at center and was a part of an offensive line that blocked for Derrick Henry to collect a franchise postseason record 195 rushing yards.

2018 (16/16 - Tennessee): Started all 16 games at center for the third consecutive season with the Titans. Played in his 100th consecutive career NFL contest against Philadelphia (9/30/18).

- At Miami (9/9), started at center and was a member of an offensive front that did not allow a sack on 38 pass attempts.
- Against Philadelphia (9/30), started at center in his 100th consecutive contest and was a part of an offensive line that helped amass 397 total yards.
- At Los Angeles Chargers in London (10/21), started at center and helped block for Titans' ball carriers to gain 164 yards on the ground.
- At Dallas (11/5), started at center and helped the Titans' offense accumulate 340 total yards.

- Against N.Y. Jets (12/2), started at center and switched to left guard at the start of the third quarter.

• Against Jacksonville (12/6), started at center and helped open holes for Titans' ball carriers to gain 264 yards on the ground, including a franchise-best 238 rushing yards by Derrick Henry. Part of an offensive front that allowed just one sack for zero yards on 24 pass attempts.

- At N.Y. Giants (12/16), started at center and helped block for Titans' rushers to amass 215 yards, including a 170-yard performance by Derrick Henry.

• Against Indianapolis (12/30), started at center and was a member of an offensive front that did not allow a sack on 29 pass attempts.

2017 (16/16, 2/2 - Tennessee): Started all 16 games and both postseason contests at center in his second campaign with the Titans. Among NFL offensive linemen presently listed as centers, ranks second in the NFL with 64 consecutive games started.

- Against Oakland (9/10), started at center and was a part of an offensive line that helped produce 350 total yards and allow just one sack on 41 pass attempts.
- At Jacksonville (9/17), started at center, his 50th consecutive start, and opened holes for a rushing attack that amassed 179 yards on 36 carries (5.0 avg.). Member of a unit that allowed just one sack on 27 pass attempts.
- Against Seattle (9/24), started at center and helped block for Titans' ball carriers to collect 195 rushing yards on 35 carries (5.6 avg.). Member of an offensive front that did not allow a sack on 32 pass attempts.
- Against Indianapolis (10/16), started at center and was a member of an offensive front that helped produce 473 total yards and allow just one sack for one yard on 32 pass attempts.
- Against Cincinnati (11/12), started at center and helped open holes for Titans' rushers to gain 180 yards on the ground.
- At Indianapolis (11/26), started at center and was a part of an offensive front that did not allow a sack on 25 pass attempts.
- Against Houston (12/3), started at center and helped open holes for Titans' ball carriers to gain 198 yards on 25 carries with two scores on the ground.
- At Kansas City (1/6), started at center and helped open holes for Titans' ball carriers to gain 202 rushing yards on 31 carries (6.5 avg.) in the Wild Card matchup.

2016 (16/16 - Tennessee): Started all 16 games at center in his first season with the Titans and was a part of an offensive front that blocked for the NFL's third-ranked rushing attack which averaged 136.7 rush yards per game.

- Against Minnesota (9/11), made his Titans debut as the starting center.
- At Detroit (9/18), started at center and blocked for an offense that amassed 363 total yards in a 16-15 comeback win.
- Against Oakland (9/25), started at center and was a part of an offensive line that helped produce 393 total yards and allow just one sack on 33 pass attempts.
- At Miami (10/9), started at center and was a member of an offensive front that opened holes for Titans' rushers to gain 235 yards on the ground and did not allow a sack on 29 pass attempts.
- Against Cleveland (10/16), started at center and blocked for an offense that compiled a season-high 407 total yards, including 137 rushing yards.
- Against Jacksonville (10/27), started at center and opened holes for Titans' ball carriers to accumulate 214 yards on the ground. Was a part of an offensive front that did not allow a sack in 23 pass attempts.
- At San Diego (11/6), started at center and was a part of an offensive line that did not allow a sack on 43 pass attempts.
- Against Green Bay (11/13), started at center and blocked for an offense that amassed 446 total yards and six touchdowns in a 47-25 victory against the Packers.
- At Chicago (11/27), started at center and was a member of an offensive front that did not allow a sack on 23 pass attempts. Blocked for Titans' ball carriers to gain 149 yards on the ground.
- Against Denver (12/11), started at center and was a part of an offensive line that opened holes for Titans' rushers to amass 180 rushing yards on 42 carries in a 13-10 victory over the Broncos.
- At Kansas City (12/18), started at center and helped pave the way for Titans' ball carriers to gain 148 yards on the ground. Member of an offensive front that allowed just one sack for zero yards on 33 pass attempts.

2015 (16/16, 1/1 - Houston): Started all 16 games at center and in Wild Card Game against Kansas City (1/9). Extended his streak of consecutive

regular season games played to 64, which is the second-longest active streak among NFL centers.

2014 (16/16 - Houston): Started all 16 games at left guard in his third season with the Texans.

2013 (16/1 - Houston): Played in all 16 games with one start for the Texans.

- At San Francisco (10/6), started at right guard and blocked for a ground game that produced 131 yards.

2012 (16/10, 2/2 - Houston): Appeared in all 16 games with 10 starts as a rookie. Was originally drafted as a center, but worked his way into a starting role at right guard. Was a part of seven 100-yard rushing performances by Arian Foster for the NFL's seventh-ranked offense.

- Against Miami (9/9), made his Texans and NFL debut on special teams in the season opener.
- At Jacksonville (9/17), saw action at right guard and was part of an offensive line that cleared the way for Texans running backs to rush for 216 yards and three touchdowns while not allowing Matt Schaub to be sacked.
- At Denver (9/23), helped provide protection for Matt Schaub, enabling him to tie a career-high with four touchdown passes.
- At N.Y. Jets (10/8), helped Arian Foster rush for a season-high 157 yards and a touchdown.

COLLEGE:

- Finished his collegiate career ranked third in Georgia history with 49 starts.
- Was a two-time All-SEC selection by the league's coaches and four-time SEC Offensive Lineman of the Week during his career. Was named to Georgia's Team of the Decade.
- As a senior (2011), earned All-SEC first-team honors and was rated the nation's second-best center in the draft by The NFL Draft Report. Named second-team All-SEC honoree by the Associated Press, Phil Steele and the league's coaches for his senior season.
- In his final collegiate season, served as a team captain and started all 14 games at center.
- As a junior (2010), appeared in 13 games making 12 starts. Earned All-SEC second-team honors from The NFL Draft Report.
- As a sophomore (2009), started all 13 games and was named All-SEC second team by the league's coaches.
- As a freshman (2008), appeared in 13 games making 10 starts at center and was selected a Freshman All-American and Freshman All-SEC. Named Freshman All-American first team by College Football News, adding second-team honors from The Sporting News and Phil Steele.
- Member of the fall 2009 Georgia Athletic Director's Honor Roll.
- Majored in Health & Physical Education at Georgia.

PERSONAL:

- Attended Bibb County High School in Centreville, Ala., where he earned Super Prep All-Dixie Team, Prep Star All-Southeast Region and Alabama Sports Writers Association Class 5A first-team All-State honors as a senior.
- Was a standout first baseman and pitcher on Bibb County's baseball team, where in 2007 he was selected to the Tuscaloosa News West Alabama Baseball All-Star squad. Had a .345 career batting average and collected a school-record 48 RBI in 2007.
- Follow Jones on Instagram at @jones60ben.
- Born Benjamin Jones on July 2, 1989 in Birmingham, Ala.

BEN JONES' NFL STATISTICS

REGULAR SEASON

Year	Team	GP	GS
2012	Houston	16	10
2013	Houston	16	1
2014	Houston	16	16
2015	Houston	16	16
2016	Tennessee	16	16
2017	Tennessee	16	16
2018	Tennessee	16	16
2019	Tennessee	15	15
2020	Tennessee	16	16
2021	Tennessee	17	17
NFL Totals		160	139

PLAYOFFS

Year	Team	GP	GS
2012	Houston	2	2
2015	Houston	1	1
2017	Tennessee	2	2
2019	Tennessee	3	3
2020	Tennessee	1	1
2021	Tennessee	1	1
NFL Totals		10	10

Starts Breakdown:

2012 - RG 10 (Playoffs - RG 2); 2013 - RG 1; 2014 - LG 16; 2015 - C 16 (Playoffs - C 1); 2016 - C 16; 2017 - C 16 (Playoffs - C 2); 2018 - C 16; 2019 - C 15 (Playoffs - C 3); 2020 - C 16 (Playoffs - C 1); 2021 - C 17 (Playoffs - C 1)

Additional Career Statistics

Tackles - 2 (2014), 1 (2015), 1 (2020)
Fumble Recoveries - 1 (2013), **1 (2021)**

Additional Career Playoff Statistics

Misc. Tackles - 2 (2015), 1 (2019)



23 CHRIS JONES

CORNERBACK • 6'0" • 200 LBS • COLLEGE: NEBRASKA
ACQUIRED: FA - 2021 • NFL EXPERIENCE (NFL/TITANS): 3/1
HOMETOWN: JACKSONVILLE, FLA.
GAMES PLAYED/GAMES STARTED: 29/6 (PLAYOFFS: 0/0)

PRO: The Titans signed Chris Jones as a free agent during the 2021 offseason to add veteran depth to the defensive backfield. The 6-foot, 200-pounder entered the NFL as a rookie free agent with the Detroit Lions in 2018. He spent time with the Lions (2018 and 2020), Arizona Cardinals (2018–2020) and Minnesota Vikings (2020) prior to arriving in Tennessee, totaling 22 games played and six starts. At the University of Nebraska, he totaled five interceptions in 45 career games.

CAREER HIGHLIGHTS:

- In 2020, Jones appeared in nine games, including eight games and three starts with the Vikings.
- In 2019, he established a career high with 11 games played (three starts) for the Cardinals.

CAREER TRANSACTIONS:

- The Jacksonville, Fla., native was signed by the Detroit Lions as an undrafted free agent on May 11, 2018.
- Waived by the Lions on Sept. 1, 2018.
- Joined the Arizona Cardinals practice squad on Sept. 3, 2018 and promoted to the 53-man roster on Nov. 20, 2018.
- Waived by the Cardinals on Nov. 27, 2018 and added to the practice squad two days later.
- Promoted by the Cardinals to the 53-man roster on Dec. 18, 2018.
- Waived by the Cardinals on Oct. 9, 2019 and added to the practice squad two days later.
- Promoted by the Cardinals to the 53-man roster on Nov. 8, 2019.
- Waived by the Cardinals on Sept. 5, 2020 and added to the practice squad the next day.
- Signed by the Detroit Lions from the Cardinals practice squad on Sept. 16, 2020.
- Released by the Lions on Oct. 17, 2020.
- Re-signed by the Lions on Oct. 21, 2020 and waived on Oct. 24, 2020.
- Claimed by the Minnesota Vikings off waivers from Detroit on Oct. 26, 2020.
- Signed by the Titans as a free agent on April 23, 2021.
- Waived by the Titans on Sept. 6, 2021 and signed to the team's practice squad two days later.
- Activated from the practice squad to the active roster standard elevation on Oct. 23, 2021.
- Activated from the practice squad to the active roster standard elevation on Nov. 6, 2021.
- Waived by the Titans on Jan. 4, 2022 and signed to the team's practice squad two days later.
- Activated from the practice squad to the active roster standard elevation on Jan. 21, 2022.

SEASON RECAPS:

2021 (7/0, 0/0 - Tennessee): Played in seven games as a reserve and registered six tackles, a pass defended and a special teams stop. Spent eight games on the team's practice squad and was inactive for two contests. Dressed but did not play in the postseason contest. Tied for the team lead in passes defended once in 2021 (vs. HOU)

- Against Kansas City (10/24), made his Titans debut on special teams and limited snaps at cornerback and collected a tackle on defense.
- At L.A. Rams (11/7), saw action as a reserve at cornerback and tallied a tackle.
- Against New Orleans (11/14), collected a special teams tackle on coverage units.

- Against Houston (11/21), played as a reserve at cornerback and totaled a tackle and a pass defended. Broke up a pass intended for Nico Collins in the end zone in the second quarter.
- At New England (11/28), saw action as a reserve at cornerback and recorded a tackle.
- Against Jacksonville (12/12), saw limited action as a reserve at cornerback and posted two tackles in the shutout victory.
- At Pittsburgh (12/19), played as a reserve on special teams.
- Against San Francisco (12/23), was inactive.
- Against Miami (1/2), was inactive.
- Against Cincinnati (1/22), dressed but did not play.

2020 (1/0 - Detroit; 8/3 - Minnesota): Appeared in one contest for Detroit and eight games for Minnesota (three starts) after being claimed by the Vikings off waivers on Oct. 26. Totaled a career-high 19 tackles.

- At Arizona (9/27), appeared in only game of 2020 with Detroit.
- Against Detroit (11/8), made three tackles in his Vikings debut.
- At Chicago (11/16), tallied three tackles on Monday Night Football in his first start with the Vikings.

2019 (11/3 - Arizona): Appeared in 11 games with three starts for the Cardinals. Totaled 18 tackles and six passes defended on defense and four stops on special teams.

- Against Carolina (9/22), registered his first career start.
- Against Cleveland (12/15), posted four tackles.
- At Seattle (12/22), registered a start and produced three tackles and three passes defended.
- At L.A. Rams (12/29), registered a start and posted four tackles.

2018 (2/0 - Arizona): Joined the Cardinals after playing the preseason in Detroit. Spent 13 total games on the Cardinals' practice squad, including the first 10 games of the season. Appeared in two total games as a reserve.

- At L.A. Chargers (11/25), saw first career game action.
- At Seattle (12/30), played in the regular season finale.

COLLEGE:

- Played 45 games in four years (2014-17) at Nebraska, totaling five interceptions and 16 passes defended.
- As a senior (2017), had seven tackles and a pass breakup in seven games (six starts). Missed the first five games of the season due to injury. Named to Brook Berringer and Tom Osborne Citizenship Teams.
- As a junior (2016), earned honorable mention All-Big Ten accolades from the coaches and media after recording 37 tackles, three interceptions, 10 passes defended and one touchdown in 13 games (all starts).
- As a sophomore (2015), played in 13 games (seven starts), totaling 25 tackles, two interceptions and five passes defended. Earned Academic All-Big 10 honors.
- As a true freshman (2014), saw action on special teams in 12 games.
- Earned degree in sociology from Nebraska.

PERSONAL:

- Attended Sandalwood (Jacksonville, Fla.) High School, where he helped lead the team to an 8-3 record and an appearance in the Class 8A state playoffs as a senior in 2013.
- Earned All-First Coast honors by the Florida Times-Union as a senior after totaling 32 tackles and four interceptions (one returned for a touchdown).
- Born Christopher Jones on Aug. 13, 1995 in Jacksonville, Fla.

CHRIS JONES' GAME-BY-GAME

2018 Arizona Cardinals

Date	Opp	W/L	P/S	Tot Solo	Asst	Sk	- Yds	QBP	TFL	Int - Yds	-TD	PD	FF	FR - Yds	SpT
Sept 9	Was	L	PS												
Sept 16	@ LAR	L	PS												
Sept 23	Chi	L	PS												
Sept 30	Sea	L	PS												
Oct 7	@ SF	W	PS												
Oct 14	@ Min	L	PS												
Oct 18	Den	L	PS												
Oct 28	SF	W	PS												
Nov 11	@ KC	L	PS												
Nov 18	Oak	L	PS												
Nov 25	@ LAC	L	p	0	0	0	0.0	0	0	0	0	0	0	0	0
Dec 2	@ GB	W	PS												
Dec 9	Det	L	PS												
Dec 16	@ Atl	L	PS												
Dec 23	LAR	L	IA												
Dec 30	@ Sea	L	p	0	0	0	0.0	0	0	0	0	0	0	0	0
Totals		3-13	2/0	0	0	0	0.0	0	0	0	0	0	0	0	0

2019 Arizona Cardinals

Date	Opp	W/L	P/S	Tot Solo	Asst	Sk	- Yds	QBP	TFL	Int - Yds	-TD	PD	FF	FR - Yds	SpT
Sept 8	Det	T	p	3	3	0	0	0	0	0	0	0	1	0	0
Sept 15	@ Bal	L	p	1	1	0	0	0	0	0	0	0	0	0	1
Sept 22	Car	L	S	0	0	0	0	0	0	0	0	0	0	0	0
Sept 29	Sea	L	p	3	3	0	0	0	0	0	0	0	0	0	0
Oct 6	@ Cin	W	p	0	0	0	0	0	0	0	0	0	0	0	1
Oct 13	Atl	W	PS												
Oct 20	@ NYG	W	PS												
Oct 27	@ NO	L	PS												
Oct 31	SF	L	PS												
Nov 10	@ TB	L	p	0	0	0	0	0	0	0	0	0	0	0	0
Nov 17	@ SF	L	p	0	0	0	0	0	0	0	0	0	0	0	1
Dec 1	LAR	L	IA												
Dec 8	Pit	L	p	0	0	0	0	0	0	0	0	0	0	0	0
Dec 15	Cle	W	p	4	3	1	0	0	0	0	0	1	0	0	0
Dec 22	@ Sea	W	S	3	1	2	0	0	0	0	0	3	0	0	0
Dec 29	@ LAR	L	S	4	3	1	0	0	0	0	0	1	0	0	1
Totals		5-10-1	11/3	18	14	4	0	0	0	0	0	6	0	0	4

2020 Detroit Lions/Minnesota Vikings

Date	Opp	W/L	P/S	Tot Solo	Asst	Sk	- Yds	QBP	TFL	Int - Yds	-TD	PD	FF	FR - Yds	SpT
Signed by Detroit from Arizona's practice squad on Sept 16															
Sept 20	@ GB	L	IA												
Sept 27	@ Ari	W	p	0	0	0	0.0	0	0	0	0	0	0	0	0
Oct 4	NO	L	IA												
Claimed by Minnesota off waivers from Detroit on Oct. 26															
Nov 1	@ GB	W	IA												
Nov 8	Det	W	p	3	3	0	0.0	0	0	0	0	0	0	0	0
Nov 16	@ Chi	W	S	3	3	0	0.0	0	0	0	0	0	0	0	0
Nov 22	Dal	L	S	1	1	0	0.0	0	0	0	0	0	0	0	0
Nov 29	Car	W	p	1	0	1	0.0	0	0	0	0	0	0	0	0
Dec 6	Jax	W	p	2	2	0	0.0	0	0	0	0	0	0	0	0
Dec 13	@ TB	L	p	3	3	0	0.0	0	0	0	0	0	0	0	0
Dec 20	Chi	L	p	3	3	0	0.0	0	0	0	0	0	0	0	0
Dec 25	@ NO	L	S	3	3	0	0.0	0	0	0	0	0	0	0	0
Jan 3	@ Det	W	IA												
Totals		7-6	9/3	19	18	1	0.0	0	0	0	0	0	0	0	0

2021 Tennessee Titans

Date	Opp	W/L	P/S	Tot Solo	Asst	Sk	- Yds	QBP	TFL	Int - Yds	-TD	PD	FF	FR - Yds	SpT
Sept 12	Ari	L	PS												
Sept 19	@ Sea	W	PS												
Sept 26	Ind	W	PS												
Oct 3	@ NYJ	L	PS												
Oct 10	@ Jax	W	PS												
Oct 18	Buf	W	PS												
Oct 24	KC	W	p	1	1	0	0.0	0.0	0	0	0	0	0	0	0
Oct 31	@ Ind	W	PS												
Nov 7	@ LAR	W	p	1	1	0	0.0	0.0	0	0	0	0	0	0	0
Nov 14	NO	W	p	0	0	0	0.0	0.0	0	0	0	0	0	0	1
Nov 21	Hou	L	p	1	1	0	0.0	0.0	0	0	0	0	1	0	0
Nov 28	@ NE	L	p	1	1	0	0.0	0.0	0	0	0	0	0	0	0
Dec 12	Jax	W	p	2	1	1	0.0	0.0	0	0	0	0	0	0	0
Dec 19	@ Pit	L	p	0	0	0	0	0	0	0	0	0	0	0	0
Dec 23	SF	W	IA												
Jan 2	Mia	W	IA												
Jan 9	@ Hou	W	PS												
Totals		12-5	7/0	6	5	1	0.0	0.0	0	0	0	0	0	1	1
Playoffs															
Jan 22	Cin	L	DNP												
Totals		0-1	0/0	0	0	0	0.0	0.0	0	0	0	0	0	0	0

CHRIS JONES' NFL STATISTICS

REGULAR SEASON

Year	Team	GP	GS	TACKLES						INTERCEPTIONS					FUMBLES				
				Tot	Solo	Asst	Sk	Yds	QBP	TFL	No	Yds	Lg	TD	PD	FF	FR	Yds	SpT
2018	Arizona	2	0	0	0	0	0.0	0.0	0	0	0	0	0	0	0	0	0	0	0
2020	Arizona	11	3	18	14	4	0.0	0.0	0	0	0	0	0	6	0	0	0	0	4
2020	DET/MIN	9	3	19	18	1	0.0	0.0	0	0	0	0	0	0	0	0	0	0	0
2021	Tennessee	7	0	6	5	1	0.0	0.0	0	0	0	0	1	0	0	0	0	0	1
NFL Totals		29	6	43	37	6	0.0	0.0	0	0	0	0	7	0	0	0	0	0	5

PLAYOFFS

Year	Team	GP	GS	TACKLES						INTERCEPTIONS					FUMBLES					
				Tot	Solo	Asst	Sk	Yds	QBP	TFL	No	Yds	Lg	TD	PD	FF	FR	Yds	SpT	
2021	Tennessee	0	0	0	0	0	0.0	0.0	0	0	0	0	0	0	0	0	0	0	0	0
NFL Totals		0	0	0	0	0	0.0	0.0	0	0	0	0	0	0	0	0	0	0	0	0

Single-Game Highs

Tackles - 4 (Twice, last at L.A. Rams 12/29/19)
 Passes Defensed - 3 at Seattle (12/22/19)
 Special Teams Tackles - 1 (Five times, last vs. New Orleans 11/14/21)



42 JOE JONES

LINEBACKER • 6'0" • 240 LBS • COLLEGE: NORTHWESTERN
ACQUIRED: FREE AGENT - 2021 • NFL EXPERIENCE (NFL/TITANS): 5/1
HOMETOWN: PLANO, ILL.
GAMES PLAYED/GAMES STARTED: 58/0 (PLAYOFFS: 0/0)

PRO: The Titans signed free agent Joe Jones to the practice squad during Week 2 of the 2021 season. The 6-foot, 240-pounder has 49 games of experience over four seasons (2017-20) with the Denver Broncos, totaling 26 career special teams stops, four defensive tackles and one blocked punt. The Plano, Ill., native originally signed with the Dallas Cowboys as a rookie free agent following the 2017 NFL Draft, and has also spent time with the Los Angeles Chargers, Seattle Seahawks, and most recently was with the Tampa Bay Buccaneers for the 2021 offseason. Jones tallied 70 tackles, three sacks, two passes defensed and one fumble recovery in 27 games at Northwestern (2013-16).

TITANS TIDBITS:

- Jones' father, Joseph, was a hurdler at Penn State.

CAREER TRANSACTIONS:

- The Plano, Ill., native originally signed with the Dallas Cowboys as a rookie free agent on May 12, 2017.
- Waived by the Cowboys on Sept. 2, 2017.
- Signed by the Los Angeles Chargers to the team's practice squad on Sept. 4, 2017.
- Waived by the Chargers on Sept. 6, 2017.
- Signed by the Seattle Seahawks to the team's practice squad on Sept. 19, 2017.
- Signed by the Denver Broncos to the team's active roster off of the Seahawks practice squad on Nov. 7, 2017.
- Signed by the Tampa Bay Buccaneers as a free agent on May 5, 2021.
- Waived by the Buccaneers on Aug. 30, 2021.
- Signed by the Titans to the team's practice squad on Sept. 13, 2021.
- Signed by the Titans to the team's active roster off of the practice squad on Oct. 8, 2021.

SEASON RECAPS:

2021 (9/0, 0/0 - Tennessee): Played as a reserve in nine games in his first season with the Titans and registered five special teams tackles. Notched a tackle and two quarterback pressures on defense. Spent four games on the team's practice squad. Was inactive for two contests and spent one game on the reserve/COVID-19 list. Was on the practice squad for the postseason contest. Led the team in special teams tackles once in 2021 (at JAX).

- At Jacksonville (10/10), made his Titans debut as a reserve on special teams in his 50th career game and led the team with three special teams tackles. Registered a quarterback pressure late in the game on defense.
- Against Buffalo (10/18), saw action as a reserve on special teams.
- Against Kansas City (10/24), played as a reserve on special teams.
- At Indianapolis (10/31), posted two special teams tackles on coverage units.
- At L.A. Rams (11/7), played as a reserve on special teams.
- Against New Orleans (11/14), saw action as a reserve on special teams and limited snaps at outside linebacker. Collected a quarterback pressure.
- Against Houston (11/21), played as a reserve on special teams.
- Against Jacksonville (12/12), saw action as a reserve on special teams.
- At Pittsburgh (12/19), was inactive.
- Against San Francisco (12/23), was inactive.
- Against Miami (1/2), played as a reserve at linebacker in the fourth quarter and notched a tackle.

2020 (14/0 - Denver): Saw action in 14 games for the Broncos and posted one tackle and two special teams stops.

- Against Buffalo (12/19), posted one tackle and one special teams stop.

2019 (12/0 - Denver): Appeared in 12 games and tallied eight special teams tackles.

- Against Kansas City (10/17), recorded two special teams stops.

2018 (16/0 - Denver): Played in all 16 games for the first time in his career and tallied a season-high four tackles and led the team with a career-best 12 special teams stops.

- Against Seattle (9/9), notched two special teams tackles.
- At Baltimore (9/23), amassed two special teams stops.
- At N.Y. Jets (10/7), posted two special teams tackles.
- At Cincinnati (12/2), recorded a career-best four tackles.

2017 (7/0 - Denver): Spent training camp with the Dallas Cowboys before being waived during roster cuts. Spent time on the practice squads of the Los Angeles Chargers and Seattle Seahawks before being signed to the Denver Broncos active roster off of the Seahawks practice squad during Week 10. Appeared in seven games for Denver as a rookie and posted four special teams tackles.

- Against Cincinnati (11/19), made his NFL debut.
- Against Kansas City (12/31), posted a season-high two special teams tackles.

COLLEGE:

- During a four-year career at Penn State (2013-16), played in 37 games with five starts and totaled 70 tackles, three sacks, two passes defensed and one fumble recovery.
- As a senior (2016), appeared in all 13 games with five starts and posted 46 tackles, two sacks, two passes defensed and one fumble recovery.
- As a junior (2015), saw action in 13 games and posted 18 tackles and one sack.
- As a sophomore (2014), played in six contests and tallied five tackles.
- As a redshirt freshman (2013), appeared in five games and posted one tackle.
- As a freshman (2012), redshirted.
- Double-majored in communication studies and economics at Northwestern.

PERSONAL:

- Attended Plano (Ill.) High School where he was an all-conference running back, rushing for 710 yards and eight touchdowns while hauling in 11 passes for 328 yards and five scores in eight games as a senior.
- Also competed in track and was the state champion in the 200-meter hurdles and finished sixth in the 100-meter dash.
- Four-year letterwinner in football and track, and a three-year letterman in basketball.
- Son of Joseph Jones and Shawn-Daria and Daniel Dowd.
- Follow Jones on Twitter and on Instagram @FamilyMan_Joe43.
- Born Joseph Jones on Feb. 21, 1994, in Plano, Ill.

JOE JONES' TITANS GAME-BY-GAME

2021 Tennessee Titans

Date	Opp	W/L	P/S	Tot	Solo	Asst	Sk	- Yds	QBP	TFL	Int	- Yds	-TD	PD	FF	FR	- Yds	SpT	
Sept 19	@ Sea	W	PS																
Sept 26	Ind	W	PS																
Oct 3	@ NYJ	L	PS																
Oct 10	@ Jax	W	p	0	0	0	0.0	0.0	1	0	0	0	0	0	0	0	0	0	3
Oct 18	Buf	W	p	0	0	0	0.0	0.0	0	0	0	0	0	0	0	0	0	0	0
Oct 24	KC	W	p	0	0	0	0.0	0.0	0	0	0	0	0	0	0	0	0	0	0
Oct 31	@ Ind	W	p	0	0	0	0.0	0.0	0	0	0	0	0	0	0	0	0	0	2
Nov 7	@ LAR	W	p	0	0	0	0.0	0.0	0	0	0	0	0	0	0	0	0	0	0
Nov 14	NO	W	p	0	0	0	0.0	0.0	1	0	0	0	0	0	0	0	0	0	0
Nov 21	Hou	L	p	0	0	0	0.0	0.0	0	0	0	0	0	0	0	0	0	0	0
Nov 28	@ NE	L	R/C																

Dec 12	Jax	W	p	0	0	0	0.0	0.0	0	0	0	0	0	0	0	0	0	0	0
Dec 19	@ Pit	L	IA																
Dec 23	SF	W	IA																
Jan 2	Mia	W	p	1	0	1	0.0	0.0	0	0	0	0	0	0	0	0	0	0	0
Jan 9	@ Hou	W	PS																
Totals				11-4	9/0	1	0	1	0.0	0.0	2	0	0	0	0	0	0	0	5
Playoffs																			
Jan 22	Cin	L	PS																
Totals				0-1	0/0	0	0	0	0.0	0.0	0	0	0	0	0	0	0	0	0

JOE JONES' NFL STATISTICS

REGULAR SEASON		TACKLES										INTERCEPTIONS					FUMBLES			
Year	Team	GP	GS	Tot	Solo	Asst	Sk	Yds	QBP	TFL	No	Yds	Lg	TD	PD	FF	FR	Yds	SpT	
2017	Denver	7	0	0	0	0	0.0	0.0	0	0	0	0	0	0	0	0	0	0	4	
2018	Denver	16	0	4	4	0	0.0	0.0	0	0	0	0	0	0	0	0	0	0	12	
2019	Denver	12	0	0	0	0	0.0	0.0	0	0	0	0	0	0	0	0	0	0	8	
2020	Denver	14	0	1	0	1	0.0	0.0	0	0	0	0	0	0	0	0	0	0	2	
2021	Tennessee	9	0	1	0	1	0.0	0.0	2	0	0	0	0	0	0	0	0	0	5	
NFL Totals		58	0	6	4	2	0.0	0.0	2	0	0	0	0	0	0	0	0	0	31	

Single-Game Highs

Tackles - 4 at Cincinnati (12/2/18)

Special Teams Tackles - 3 at Jacksonville (10/10/21)



2 JULIO JONES

WIDE RECEIVER • 6'3" • 220 LBS • COLLEGE: ALABAMA
ACQUIRED: TRADE (ATL) - 2021 • NFL EXPERIENCE (NFL/TITANS): 11/1
HOMETOWN: FOLEY, ALA.
GAMES PLAYED/GAMES STARTED: 145/144 (PLAYOFFS: 9/9)



Pro Bowl: 2012, 2014, 2015, 2016, 2017, 2018, 2019

PRO: The Titans acquired perennial Pro Bowl wide receiver Julio Jones in a trade with the Atlanta Falcons during the 2021 offseason. The 6-foot-3-inch, 220-pounder brings a complete skill set to his position, excelling in route running, making contested catches, producing yards after the catch, and even blocking. The seven-time Pro Bowler and two-time first-team All-Pro selection eclipsed 12,000 career receiving yards faster than any other player in NFL history shattering Hall of Famer Jerry Rice's old mark and is the NFL's all-time leader in receiving yards per game. Jones entered the league as the sixth overall pick in the 2011 NFL Draft out of Alabama and spent his first 10 NFL seasons with the Falcons where he ranks as the franchise's all-time leader in career receptions and receiving yards.

CAREER HIGHLIGHTS:

- In his first 10 seasons, Jones established himself as one of the premier receivers in NFL history with 848 receptions for 12,896 yards and 60 touchdowns, while playing in 135 games with 134 starts.
- Jones eclipsed 12,000 receiving yards in 125 career games, surpassing Pro Football Hall of Famer Jerry Rice (142 games) as the fastest player to reach 12,000 receiving yards in NFL history.
- Among players who have appeared in at least 100 career games, Jones is the NFL's all-time leader with an average of 96.2 receiving yards per game.
- Jones is a true gamebreaker having scored seven touchdowns of 60 or more yards and 12 touchdowns of 40 or more yards in his career.
- Entering 2021, Jones has recorded 58 career 100-yard receiving games which is fourth-most in NFL history and 19 games with 10 or more catches in his career.
- Jones has 18 career games with 10+ catches and 100+ receiving yards in a game which ranks third in NFL since 2000, trailing only Andre Johnson (21) and Antonio Brown (19).
- Jones is a seven-time Pro Bowl selection (2012, 2014-19) and two-time Associated Press first-team All-Pro (2015-16).
- Jones is the Atlanta Falcons all-time leader in career receptions (848) and receiving yards (12,896).
- In 2018, Jones led the NFL with 1,677 yards on 113 receptions with eight touchdowns and was named a second-team All-Pro by the Associated Press.
- In 2017, Jones posted 1,444 yards on 88 receptions with three touchdowns. He joined Marvin Harrison as the only players in NFL history to record four straight seasons with 80 catches and 1,400 yards.
- In 2016, Jones was named a first team All-Pro by the Associated Press after finishing second in the NFL and leading the NFC with 1,409 receiving yards.
- In 2015, Jones posted one of the best seasons by a receiver in NFL history after leading the NFL with 1,871 receiving yards and tying for the NFL lead with 136 receptions. His final numbers ranked second all-time in receiving yards for a season and tied for second all-time in receptions for a season in NFL history. Was selected first team All-Pro by the Associated Press.
- In 2014, Jones was named to the Pro Bowl after recording 104 catches for 1,593 receiving yards, which both ranked third in the NFL.

TITANS TIDBITS:

- Jones credits his mother, Queen Mavin, as the largest influence in his life as she never let him quit at anything.
- Since joining the NFL in 2011, Jones has worked and volunteered with numerous organizations such as the Wounded Warrior Project, Locks for Love, Huddle Up for Miracles, while also participating in numerous league-

wide initiatives such as My Cause My Cleats and Salute to Service.

- Jones was a standout track athlete in high school. He was named the 2006-07 Gatorade Track & Field Athlete of the Year in the state of Alabama after becoming the state champion in the long jump (24-2) and triple jump (47-5) in both 2006 and 2007.

CAREER TRANSACTIONS:

- The Foley, Ala., native was selected by the Atlanta Falcons in the first round (sixth overall) of the 2011 NFL Draft.
- Traded by the Falcons along with a 2023 sixth-round draft pick to the Titans for a 2022 second-round draft pick and a conditional 2023 fourth-round draft pick on June 9, 2021.

SEASON RECAPS:

- **2021 (10/10, 1/1 - Tennessee):** Started 10 games at wide receiver in his first season with the Titans. Ranked third on the team with 434 receiving yards and tied for fourth on the squad with 31 receptions. Placed on injured reserve on Nov. 13 and missed three games before being activated from injured reserve designated to return on Dec. 11. Was inactive for three games and missed another contest on the reserve/COVID-19 list. Started the postseason contest and posted a team-best six receptions for 62 yards. Has 62 career 100-yard receiving performances (including the playoffs), including one in 2021 (at SEA). Led the team in receiving yards once in 2021 (at SEA). Led or tied for the team lead in receptions four times in 2021 (at SEA, vs. JAX, at HOU, vs. CIN). With 13,053 receiving yards in 137 career games, he became the fastest player in NFL history to reach 13,000 receiving yards, surpassing Jerry Rice (154 games). Jones also became the 20th overall player in NFL history to reach the 13,000-yard career receiving mark.
- Against Arizona (9/12), made his Titans debut as a starter at wide receiver and caught three passes for 29 yards.
- At Seattle (9/19), started at wide receiver and tied for the team lead with six catches for a team-high 128 receiving yards. Kept the Titans' initial scoring drive alive with a 17-yard reception on third-and-five in the first quarter. Kickstarted the Titans' second scoring drive with a 51-yard catch to the Seattle 25-yard line in the second stanza.
- Against Indianapolis (9/26), started at wide receiver and snared three receptions for 47 yards. Passed Steve Largent (13,089 yards) for 18th place on the NFL's career leaderboard. Extended the opening touchdown drive with a 15-yard grab on fourth-and-four in the first stanza. Kickstarted the Titans' second touchdown drive with a 25-yard reception in the second quarter.
- At N.Y. Jets (10/3), was inactive.
- At Jacksonville (10/10), was inactive.
- Against Buffalo (10/18), returned to the lineup as a starter at wide receiver and snared three passes for 59 yards. Extended the Titans' second scoring drive by hauling in a pass that bounced off Micah Hyde's helmet for a 48-yard toe-tap catch along the sideline on third-and-eight in the second quarter.
- Against Kansas City (10/24), started at wide receiver and grabbed two passes for 38 yards.
- At Indianapolis (10/31), was inactive.
- At L.A. Rams (11/7), started at wide receiver and hauled in four receptions for 35 yards. With 13,232 career receiving yards, he passed Andre Reed (13,198) for 17th place on the NFL's career leaderboard for receiving yards.
- Against Jacksonville (12/12), tied for the team lead with four receptions for 33 yards.
- At Pittsburgh (12/19), started at wide receiver and left the game late in the second quarter with an injury. His streak of 134 consecutive individual

games with at least one reception came to an end. The streak dated back to Dec. 4, 2011, when he was a rookie with the Atlanta Falcons.

- Against San Francisco (12/23), started at wide receiver and caught one pass for seven yards.
- Against Miami (1/2), missed the game on the reserve/COVID-19 list.
- At Houston (1/9), started at wide receiver and led the team with five receptions for 58 yards with his first touchdown in a Titans uniform. Snared his first touchdown in a Titans uniform with a three-yard reception for a 28-18 lead midway through the fourth stanza.
- Against Cincinnati (1/22), started at wide receiver in his ninth career postseason contest and led the team with six receptions for 62 yards. Registered his eighth performance with at least six receptions in nine career postseason games

2020 (9/9 - Atlanta): Started nine games and amassed 51 receptions for 771 yards with three touchdown catches. Was inactive for six games, including the final four contests. Finished the season with 848 career catches, surpassing Roddy White for the most career receptions (808) in Falcons franchise history.

- Against Seattle (9/13), notched nine catches for 157 yards in the season opener.
- At Minnesota (10/18), collected eight receptions for 137 yards with two touchdowns. Scored on touchdown receptions of 20 and 40 yards in the win.
- At Carolina (10/29), snared seven passes for 137 yards, marking his 58th career 100-yard receiving game, ranking him fourth all-time in NFL history for 100-yard receiving games, trailing only Jerry Rice (76), Randy Moss (64) and Marvin Harrison (59).

2019 (15/15 - Atlanta): Selected to the Pro Bowl for the sixth consecutive and seventh overall season. Started all 15 games he played and recorded 99 receptions for 1,394 yards with six touchdowns. Was inactive for one contest. Surpassed 1,000 yards for the sixth consecutive year which tied the Falcons franchise record for most consecutive seasons with 1,000 receiving yards (Roddy White, 2007-2012). Eclipsed 12,000 career receiving yards, becoming the fastest player to do so by accomplishing the feat in 125 games (Jerry Rice, 142 games).

- Against Philadelphia (9/15), posted five receptions for 106 yards, including a four-yard touchdown reception and a 54-yard touchdown grab. Passed Roddy White (10,863) for the most receiving yards in franchise history.
- At Indianapolis (9/22), totaled eight catches for 128 yards with a 10-yard touchdown grab in the fourth quarter.
- Against Tennessee (9/29), posted four catches for 52 yards. His first catch of the day, a 20-yarder in the first quarter, put him at 11,016 career receiving yards in 115 games, the fastest a player has accomplished the 11,000-yard receiving feat in NFL history.
- Against Seattle (10/27), recorded 10 catches for 152 yards.
- Against Carolina (12/8), tallied five receptions for 66 yards, surpassing 1,000 yards for the sixth consecutive year which tied the Falcons franchise record for most consecutive seasons with 1,000 receiving yards (Roddy White, 2007-2012).
- At San Francisco (12/15), collected a season-best 13 receptions for 134 yards with two touchdowns. Snared a five-yard touchdown in the second quarter and hauled in the game-winning five-yard touchdown catch from Matt Ryan with two seconds remaining in the game for a 23-22 victory.
- Against Jacksonville (12/22), registered 10 receptions for 166 yards, marking his 55th career 100-yard receiving game. Jones surpassed 12,000 career receiving yards in the contest, becoming the fastest player to do so by accomplishing the feat in 125 games. Hall of Famer Jerry Rice previously held the record of 142 career games.

2018 (16/16 - Atlanta): Named to the Pro Bowl for the fifth consecutive season (sixth overall) after leading the NFL with 1,677 yards on 113 receptions with eight touchdowns. Named a second-team All-Pro by the Associated Press. Started all 16 games and eclipsed the 1,000-yard receiving mark for the fifth straight season. Became the fastest wide receiver to reach 10,000 career receiving yards in NFL history in just 104 games, surpassing Calvin Johnson's previous record (115 games). Reached 47th career 100-yard receiving game to surpass Randy Moss (45) for most 100-yard receiving games in first eight seasons. Became the fourth receiver in NFL history to have 100 receptions and 1,500 yards in three seasons.

- At Philadelphia (9/6), posted 10 receptions for 169 yards. Set a Falcons

franchise record with his 40th career 100-yard receiving game surpassing Roddy White (39).

- Against Cincinnati (9/30), hauled in nine catches for 173 yards.
- At Pittsburgh (10/7), registered five catches for 62 yards in his 100th career regular season game. His 9,618 receiving yards is the most through a player's first 100 games in NFL history.
- At Washington (11/4), snared seven passes for 121 yards with a 35-yard touchdown reception in the fourth quarter.
- At Cleveland (11/11), grabbed seven receptions for 107 yards with a one-yard touchdown catch.
- Against Dallas (11/18), tallied six catches for 118 yards with a game-tying 34-yard touchdown reception from Matt Ryan late in the fourth quarter.
- At New Orleans (11/22), snared a season-high 11 receptions for 147 yards, eclipsing the 100-yard receiving mark for the sixth consecutive contest.
- At Green Bay (12/9), posted eight catches for 106 yards with two touchdowns. Hauled in touchdown receptions of 16 and 12 yards from Matt Ryan.
- Against Arizona (12/16), registered six receptions for 82 yards with a 21-yard scoring catch. Posted his 100th reception of the season, becoming the 10th player in NFL history with three 100-catch seasons.
- At Tampa Bay (12/30), snared nine passes for 138 yards with a 19-yard touchdown grab.

2017 (16/16, 2/2 - Atlanta): Named to the Pro Bowl for the fourth consecutive season (fifth overall). Started all 16 games and compiled 1,444 yards on 88 receptions with three touchdowns, eclipsing the 1,000-yard receiving yards mark for the fourth straight season. Joined Marvin Harrison as the only players in NFL history to record four straight seasons with 80 catches and 1,400 yards. Became the fastest player to reach 8,000 receiving yards since the 1970 NFL-AFL merger, accomplishing the feat in 85 games. Set an NFL record for most receptions (563) and receiving yards (8,649) in a player's first 90 games. Caught 18 passes for 195 yards with a touchdown during the postseason.

- At Chicago (9/10), pulled in four catches for 66 yards in the season-opening win and in the process reached 500 career receptions in his 80th game to tie Anquan Boldin as the fastest player in NFL history to accomplish that feat.
- At New England (10/22), collected nine catches for 99 yards with a one-yard touchdown grab.
- Against Tampa Bay (11/26), caught 12 passes for 253 yards and two touchdowns in a Week 12 win making him the first player in NFL history to post three games with at least 250 receiving yards. Posted touchdown receptions of 51 and 25 yards in the second quarter.
- At New Orleans (12/24), recorded seven receptions for 149 yards and in the process tied Roddy White's franchise record with his 39th career 100-yard game.
- At L.A. Rams (1/6), snared nine passes for 94 yards, including an eight-yard touchdown reception from Matt Ryan to seal the victory late in the fourth quarter.
- At Philadelphia (1/13), led the team with nine catches and 101 receiving yards in the divisional playoff.

2016 (14/14, 3/3 - Atlanta): Named a first team All-Pro by the Associated Press for the second straight season and earned his third consecutive Pro Bowl selection (fourth overall) after finishing second in the NFL and leading the NFC with 1,409 receiving yards. Caught 83 passes with six touchdowns, including a 75-yard score. Was the only receiver in the NFL to average 100 yards per game. Was inactive for two games. Started all three postseason contests and amassed 19 receptions for 334 yards with three touchdowns.

- At Oakland (9/18), hauled in five receptions for 106 yards, including a 21-yard touchdown grab from Matt Ryan in the opening stanza.
- Against Carolina (10/2), named NFC Offensive Player of the Week after setting a franchise record with 300 receiving yards on 12 receptions, including a 75-yard touchdown in a 48-33 win. Became just the fourth player in the Super Bowl era to record 300 receiving yards in a single game. Shattered his own club record of 259 yards set in 2014 and became the only player in the Super Bowl era to post two games with 250+ receiving yards.
- At Seattle (10/16), posted seven catches for 139 yards with a 36-yard touchdown grab from Matt Ryan in the third quarter.
- Against San Diego (10/23), collected nine receptions for 174 yards in an

overtime loss.

- At Tampa Bay (11/3), hauled in eight passes for 111 yards with a three-yard touchdown.
- Against Green Bay (1/22), became the first player in NFL history to have two postseason games with at least 180 receiving yards and two touchdowns after catching nine passes for 180 yards with two scores in the NFC Championship game. Snared touchdown receptions of five and 73 yards in the victory.

2015 (16/16 - Atlanta): Earned his second straight Pro Bowl selection (third overall) after leading the NFL with 1,871 receiving yards and tying for the NFL lead with 136 receptions. Named a first team All-Pro selection by the Associated Press. Posted one of the best seasons by a receiver in NFL history finishing second all-time in receiving yards for a season and tied for second all-time in receptions for a season. Joined Steelers wide receiver Antonio Brown as one of two players in NFL history with at least 135 catches and 1,800 yards in a single season. Started all 16 games for the first time in his career. Was named NFC Player of the Month for September after leading the NFL with 34 receptions and 440 yards while adding four touchdowns.

- Against Philadelphia (9/14), earned his first career NFC Player of the Week award in Week 1 after catching nine passes for 141 yards and two touchdowns in Atlanta's Monday night win. Posted the 20th 100-yard game of his career and moved into fifth on the Falcons all-time receiving list, passing Jim Mitchell, with 4,471 yards in his first 50 games.
- At N.Y. Giants (9/20), set a career high with 13 receptions for 135 yards, including a 37-yard catch in the fourth quarter that set up the eventual game winning touchdown. Posted back-to-back 100 yard games for the seventh time in his career.
- At Dallas (9/27), recorded his third straight 100-yard game with 164 yards on 12 receptions and two touchdowns. Hauled in touchdown receptions of two and 45 yards in the second half. Became the first player in NFL history to post 135+ receiving yards in each of a team's first three games in a season. Also set an NFL record for the most catches in the first three games of a season (34).
- At Tennessee (10/25), caught nine passes for 92 yards, including the game-winning eight-yard touchdown reception from Matt Ryan in the third quarter. Became the fifth player in Falcons history to eclipse 5,000 career receiving yards.
- Against Tampa Bay (11/1), posted his fourth 100-yard game of the season, with 162 yards on 12 catches. Scored the game-tying touchdown on an eight-yard pass with 17 seconds remaining to force overtime.
- At San Francisco (11/8), notched his fourth game with 10+ receptions and his fifth 100-yard game after grabbing 10 passes for 137 yards.
- Against Indianapolis (11/22), hauled in nine passes for 160 yards, his third straight 100-yard game and the sixth time he's eclipsed 100 receiving yards in 2015.
- At Tampa Bay (12/6), became the second player in franchise history to post two 100-catch seasons when he caught eight passes for 93 yards. Also passed Andre Rison (5,633) for fourth in club history in receiving yards.
- At Jacksonville (12/20), broke Roddy White's single-season receptions record after grabbing nine passes for 118 yards and a touchdown in the win.
- Against Carolina (12/27), caught nine passes for 178 yards, including a 70-yard touchdown catch from Matt Ryan in the third quarter. Became the second player in NFL history with at least 125 catches and 1,700 receiving yards in a season, joining Marvin Harrison (2002).
- Against New Orleans (1/3), passed Pro Football Hall of Famer Jerry Rice for second on the NFL's single season receiving yards list and tied Antonio Brown for second in single season receptions after catching nine passes for 149 yards.

2014 (15/15 - Atlanta): Earned his second trip to the Pro Bowl after recording 104 catches for a then franchise-best 1,593 yards, which both ranked third in the NFL. Snared six touchdown catches. Was inactive for one contest.

- Against Tampa Bay (9/18), caught nine passes for 161 yards and two touchdowns. Hauled in scoring strikes of eight and 40 yards from Matt Ryan.
- At N.Y. Giants (10/5), snagged 11 receptions, which tied a previous career high, for 105 yards.
- Against Arizona (11/30), caught 10 passes for a then career-high 189 yards. Added a 32-yard touchdown reception from Matt Ryan in the

opening quarter.

- At Green Bay (12/8), set a then Falcons' franchise record with 259 receiving yards on 11 catches while adding a touchdown. His 259 receiving yards was the best performance by any receiver during the 2014 season. Jones also broke Roddy White's franchise record for single-season receiving yards (1,389) in the game.
- At New Orleans (12/21), recorded his third straight 100-yard receiving game, with 107 receiving yards on seven receptions.

2013 (5/5 - Atlanta): Started the first five games of the season and caught 41 passes for 580 yards with two touchdowns, including a career-long 81-yard score. Placed on injured reserve on Oct. 10. Led the NFL in receptions and receiving yards prior to his injury.

- Against St. Louis (9/15), set then regular season career-highs with 11 catches and 182 receiving yards with a score. Hauled in a career-best 81-yard touchdown reception from Matt Ryan in the opening quarter.

2012 (16/15, 2/2 - Atlanta): Played in all 16 games with 15 starts. Earned his first career Pro Bowl selection after recording 79 receptions for 1,198 yards and 10 touchdowns. Posted four 100-yard games and two multi-touchdown games. Combined with Roddy White to form one of the NFL's top receiving tandems posting an NFL-best 2,549 yards on 171 catches with 17 touchdowns. Started both postseason contests and amassed 17 catches for 241 yards with two touchdowns.

- At Kansas City (9/9), registered six catches for 108 yards and two scores in the season-opening victory. Snared touchdown receptions of eight and 14 yards from Matt Ryan.
- At Washington (10/7), notched a season-high 10 receptions for 94 yards with an 18-yard touchdown catch.
- At Philadelphia (10/28), posted five receptions for 123 yards with a touchdown. Registered a 63-yard scoring catch from Matt Ryan in the second quarter.
- Against Dallas (11/4), hauled in five passes for 129 yards.
- At Tampa Bay (11/25), collected six receptions for a season-best 147 yards with a score. Gave the Falcons' a 17-13 lead with an 80-yard touchdown catch from Matt Ryan in the third stanza.
- Against N.Y. Giants (12/16), tallied six catches for 74 yards with two scores. Snared touchdown receptions of 40 and three yards from Matt Ryan in the 34-0 victory.
- Against San Francisco (1/20), registered 11 receptions for 182 yards with two touchdowns in the NFC Championship Game. Set a Falcons' franchise record for the most receiving yards in a playoff game and tied the club's postseason record of 11 catches. Snared touchdown receptions of 46 and 20 yards from Matt Ryan.

2011 (13/13, 1/1 - Atlanta): Started 13 games as a rookie and set Falcons rookie records with 959 receiving yards and eight receiving touchdowns on 54 receptions. Was inactive for three games. Started his first career postseason contest and caught seven passes for 64 yards. Earned NFL Rookie of the Month honors for December/January after catching 24 passes for 461 yards and six touchdowns in the final five games of the regular season.

- At Chicago (9/11), made his NFL debut and recorded five receptions for 71 yards, including a team-long 32-yard reception.
- At Seattle (10/2), set a season-high with 11 receptions for 127 yards and recorded his second-consecutive 100-yard receiving game. Became the first rookie to post 11-or-more catches in a game since the Broncos' Eddie Royal in 2008.
- Posted back-to-back 100-yard games at Tampa Bay (9/25) in Week 3 and at Seattle (10/2) in Week 4. Became the first Falcons rookie since Alfred Jenkins in 1975 to accomplish that feat and the first NFL rookie to do so since DeSean Jackson in 2008.
- At Indianapolis (11/6), hauled in three passes for a season-best 131 yards, including his first two career touchdowns. Added two carries for 33 yards. Grabbed his first career touchdown on a 50-yard pass from Matt Ryan in the first quarter. Posted an 80-yard touchdown reception from Ryan in the second stanza.
- At Carolina (12/11), registered 104 yards and two touchdowns on three catches, including a 75-yard scoring reception from Matt Ryan late in the fourth quarter. Hauled in the game-winning 17-yard touchdown from Ryan earlier in the final stanza.
- At New Orleans (12/26), logged eight catches for 128 yards, including his third consecutive game with a touchdown. Snagged a 21-yard touchdown

from Matt Ryan in the opening quarter.

- Against Tampa Bay (1/1), notched his third multi-touchdown game of the season after recording four catches for 76 yards and two scores. Caught touchdown passes of 17 and 48 yards from Matt Ryan in the opening stanza.

COLLEGE:

- Established himself as one of the premier wide receivers in college football at the University of Alabama. In 40 games, he caught 179 passes for 2,653 yards with 15 touchdowns and accumulated 3,084 all-purpose yards. Decided to forego his senior season and declared for the 2011 NFL Draft.
- When he left school, his 179 receptions ranked second all-time at Alabama, while his 2,653 receiving yards ranked second in school history and his 15 touchdowns tied for fourth in Crimson Tide annals.
- Was a member of the watch lists for the Maxwell Award, given to the nation's top player, and the Biletnikoff Award, given to the nation's top receiver in both his sophomore and junior seasons.
- As a junior (2010), garnered second-team All-American honors and was a first-team All-Southeastern Conference selection. Started all 13 games and led the Tide with 78 receptions for 1,133 yards and seven touchdowns. Also added 135 yards with two scores on eight carries on the ground. Set then single-season school records with 78 receptions and 1,133 receiving yards.
- As a sophomore (2009), started all 13 games and collected 43 receptions for 596 yards with four touchdowns.
- As a true freshman (2008), earned Freshman All-American first-team honors from the Football Writers Association of America and Sporting News. Became the first true freshman wide receiver ever to start in a season opener for the Crimson Tide. Named second team All-SEC, SEC Freshman of the Year and to the SEC Coaches' All-Freshman Team after finishing the regular season with 58 receptions for 924 yards and four touchdowns.
- Majored in criminal justice and environmental science at Alabama.

PERSONAL:

- Attended Foley (Ala.) High School where he played wide receiver and defensive end.
- Was regarded as the nation's top receiver by Rivals.com, Scout.com and SuperPrep. Was also named the top high school player in the country by Sports Illustrated.
- Concluded his high school career with 194 catches for 3,287 yards with 43 touchdowns while adding three rushing touchdowns, two kickoff return touchdowns, two punt return touchdowns and two fumble returns for scores.
- Was named 2007 "Mr. Football" and Gatorade Player of the Year for the state of Alabama and All-American choice by Parade Magazine, USA Today, EA Sports and Scout.com.

- As a senior, caught 68 passes for 1,181 yards (17.37 avg.) with 16 touchdowns while leading the Lions to a 12-1 overall record, a Region 2 title and an appearance in the state quarterfinals.
- Participated in the high school Under Armour All-America Game, was named a two-time All-America choice by Rivals.com and a two-time All-State selection by the Birmingham News & Alabama Sportswriters Association.
- On Feb. 6, 2008, Jones committed to the Alabama Crimson Tide on National Signing Day, announcing his decision live on ESPNU.
- In addition to football, Jones was a starter on the basketball team and was a standout track athlete.
- Was the state champion in the long jump (24–2) and triple jump (47–5) in both 2006 and 2007. He was named the 2006–07 Gatorade Track & Field Athlete of the Year in the state of Alabama.
- Was the state champion in the high jump (6–6) during the 2007 indoor season and was named an All-county selection in 2005, 2006, and 2007.
- Won Mr. Alabama Track & Field athlete of the year in 2007. Also competed as a sprinter in 2008, and posted a personal-best time of 11.13 seconds in the 100-meter dash at the Class 6A Section 1 Meet, where he placed second.
- Is a two-time recipient of the University of Alabama's Commitment to Academic Excellence Award (2009-10).
- Led community service projects in high school which included Santa America Foundation and local Optimist International Club.
- Follow Jones on Twitter and Instagram at @juliojones_11.
- Born Quintorris Lopez Jones on Feb. 3, 1989 in Foley, Ala.

JULIO JONES' GAME-BY-GAME

2011 Atlanta Falcons				RECEIVING				
Date	Opp.	W/L	P/S	No	Yds	Avg	Lg	TD
Sept 11	@ Chi	L	S	5	71	14.2	32	0
Sept 18	Phi	W	p	2	29	14.5	15	0
Sept 25	@ TB	L	S	6	115	19.2	49	0
Oct 2	@ Sea	W	S	11	127	11.5	45	0
Oct 9	GB	L	S	1	16	16.0	16	0
Oct 16	Car	W	IA					
Oct 23	@ Det	W	IA					
Nov 6	@ Ind	W	S	3	131	43.7	80t	2
Nov 13	NO	L	S	2	9	4.5	6	0
Nov 20	Ten	W	IA					
Nov 27	Min	W	S	0	0	-	0	0
Dec 4	@ Hou	L	S	4	68	17.0	26	0
Dec 11	@ Car	W	S	3	104	34.7	75t	2
Dec 15	Jax	W	S	5	85	17.0	29t	1
Dec 26	@ NO	L	S	8	128	16.0	40	1
Jan 1	TB	W	S	4	76	19.0	48t	2
Totals		10-6	13/13	54	959	17.8	80t	8
Playoffs								
Jan 8	@ NYG	L	S	7	64	9.1	20	0
Totals		0-1	1/1	7	64	9.1	20	0

2012 Atlanta Falcons				RECEIVING				
Date	Opp.	W/L	P/S	No	Yds	Avg	Lg	TD
Sept 9	@ KC	W	S	6	108	18.0	31	2
Sept 17	Den	W	p	4	14	3.5	6	0
Sept 23	@ SD	W	S	5	67	13.4	29	1
Sept 30	Car	W	S	1	30	30.0	30	0
Oct 7	@ Was	W	S	10	94	9.4	29	1
Oct 14	Oak	W	S	4	63	15.8	25	0
Oct 28	@ Phi	W	S	5	123	24.6	63t	1
Nov 4	Dal	W	S	5	129	25.8	48	0
Nov 11	@ NO	L	S	4	75	18.8	52	0
Nov 18	Ari	W	S	3	33	11.0	20	0
Nov 25	@ TB	W	S	6	147	24.5	80t	1
Nov 29	NO	W	S	5	48	9.6	18	0
Dec 9	@ Car	L	S	5	66	13.2	21	1
Dec 16	NYG	W	S	6	74	12.3	40t	2
Dec 22	@ Det	W	S	7	71	10.1	16t	1
Dec 30	TB	L	S	3	56	18.7	28	0
Totals		13-3	16/15	79	1,198	15.2	80t	10
Playoffs								
Jan 13	Sea	W	S	6	59	9.8	21	0
Jan 20	SF	L	S	11	182	16.5	46t	2
Totals		1-1	2/2	17	241	14.2	46t	2

2013 Atlanta Falcons				RECEIVING				
Date	Opp.	W/L	P/S	No	Yds	Avg	Lg	TD
Sept 8	@ NO	L	S	7	76	10.9	22	1
Sept 15	StL	W	S	11	182	16.5	81t	1
Sept 22	@ Mia	L	S	9	115	12.8	28	0
Sept 29	NE	L	S	6	108	18.0	49	0
Oct 7	NYJ	L	S	8	99	12.4	46	0
Oct 20	TB							
Placed on injured reserve on Oct. 10, 2013								
Totals		1-4	5/5	41	580	14.1	81t	2

2014 Atlanta Falcons				RECEIVING				
Date	Opp.	W/L	P/S	No	Yds	Avg	Lg	TD
Sept 7	NO	W	S	7	116	16.6	27	0
Sept 14	@ Cin	L	S	7	88	12.6	24	1
Sept 18	TB	W	S	9	161	17.9	40t	2
Sept 28	@ Min	L	S	6	82	13.7	21	0
Oct 5	@ NYG	L	S	11	105	9.5	22	0
Oct 12	Chi	L	S	4	68	17.0	29	0
Oct 19	@ Bal	L	S	5	56	11.2	24	0
Oct 26	Det	L	S	4	58	14.5	22	0
Nov 9	@ TB	W	S	8	119	14.9	39	0
Nov 16	@ Car	W	S	6	59	9.8	11	0
Nov 23	Cle	L	S	5	68	13.6	24t	1
Nov 30	Ari	W	S	10	189	18.9	41	1
Dec 8	@ GB	L	S	11	259	23.5	79	1
Dec 14	Pit	L	IA					
Dec 21	@ NO	W	S	7	107	15.3	24	0
Dec 28	Car	L	S	4	58	14.5	20	0
Totals		6-10	15/15	104	1,593	15.3	79	6

2015 Atlanta Falcons				RECEIVING				
Date	Opp.	W/L	P/S	No	Yds	Avg	Lg	TD
Sept 14	Phi	W	S	9	141	15.7	44	2
Sept 20	@ NYG	W	S	13	135	10.4	37	0
Sept 27	@ Dal	W	S	12	164	13.7	45t	2
Oct 4	Hou	W	S	4	38	9.5	19	0
Oct 11	Was	W	S	5	67	13.4	20	0
Oct 15	@ NO	L	S	6	93	15.5	30	0
Oct 25	@ Ten	W	S	9	92	10.2	21	1
Nov 1	TB	L	S	12	162	13.5	35	1
Nov 8	@ SF	L	S	10	137	13.7	54	0
Nov 22	Ind	L	S	9	160	17.8	36	0
Nov 29	Min	L	S	5	56	11.2	19	0
Dec 6	@ TB	L	S	8	93	11.6	25	0
Dec 13	@ Car	L	S	7	88	12.6	46	0
Dec 20	@ Jax	W	S	9	118	13.1	23	1
Dec 27	Car	W	S	9	178	19.8	70t	1
Jan 3	NO	L	S	9	149	16.6	29	0
Totals		8-8	16/16	136	1,871	13.8	70t	8

JULIO JONES' GAME-BY-GAME CONT.

2016 Atlanta Falcons

					RECEIVING				
Date	Opp.	W/L	P/S	No	Yds	Avg	Lg	TD	
Sept 11	TB	L	S	4	66	16.5	25t	1	
Sept 18	@ Oak	W	S	5	106	21.2	48	1	
Sept 26	@ NO	W	S	1	16	16.0	16	0	
Oct 2	Car	W	S	12	300	25.0	75t	1	
Oct 9	@ Den	W	S	2	29	14.5	20	0	
Oct 16	@ Sea	L	S	7	139	19.9	36t	1	
Oct 23	SD	L	S	9	174	19.3	50	0	
Oct 30	GB	W	S	3	29	9.7	12	0	
Nov 3	@ TB	W	S	8	111	13.9	21	1	
Nov 13	@ Phi	L	S	10	135	13.5	29	0	
Nov 27	Ari	W	S	4	35	8.8	15	0	
Dec 4	KC	L	S	7	113	16.1	21	0	
Dec 11	@ LAR	W	IA						
Dec 18	SF	W	IA						
Dec 24	@ Car	W	S	4	60	15.0	22	0	
Jan 1	NO	W	S	7	96	13.7	23	1	
Totals		11-5	14/14	83	1,409	17.0	75t	6	

Playoffs

Jan 14	Sea	W	S	6	67	11.2	20	1
Jan 22	GB	W	S	9	180	20.0	73t	2
Feb 5	NE	L	S	4	87	21.8	27	0
Totals		2-1	3/3	19	334	17.6	73t	3

2017 Atlanta Falcons

					RECEIVING				
Date	Opp.	W/L	P/S	No	Yds	Avg	Lg	TD	
Sept 10	@ Chi	W	S	4	66	16.5	25	0	
Sept 17	GB	W	S	5	108	21.6	34	0	
Sept 24	@ Det	W	S	7	91	13.0	18	0	
Oct 1	Buf	L	S	3	30	10.0	16	0	
Oct 15	Mia	L	S	6	72	12.0	18	0	
Oct 22	@ NE	L	S	9	99	11.0	16	1	
Oct 29	@ NYJ	W	S	3	74	24.7	53	0	
Nov 5	@ Car	L	S	6	118	19.7	34	0	
Nov 12	Dal	W	S	6	57	9.5	24	0	
Nov 20	@ Sea	W	S	5	71	14.2	29	0	
Nov 26	TB	W	S	12	253	21.1	51t	2	
Dec 3	Min	L	S	2	24	12.0	13	0	
Dec 7	NO	W	S	5	98	19.6	38	0	
Dec 18	@ TB	W	S	3	54	18.0	29	0	
Dec 24	@ NO	L	S	7	149	21.3	44	0	
Dec 31	Car	W	S	5	80	16.0	27	0	
Totals		10-6	16/16	88	1,444	16.4	53	3	

Playoffs

Jan 6	@ LAR	W	S	9	94	10.4	27	1
Jan 13	@ Phi	L	S	9	101	11.2	21	0
Totals		1-1	2/2	18	195	10.8	27	1

2018 Atlanta Falcons

					RECEIVING				
Date	Opp.	W/L	P/S	No	Yds	Avg	Lg	TD	
Sept 6	@ Phi	L	S	10	169	16.9	36	0	
Sept 16	Car	W	S	5	64	12.8	30	0	
Sept 23	NO	L	S	5	96	19.2	58	0	
Sept 30	Cin	L	S	9	173	19.2	49	0	
Oct 7	@ Pit	L	S	5	62	12.4	18	0	
Oct 14	TB	W	S	10	144	14.4	32	0	
Oct 22	NYG	W	S	9	104	11.6	19	0	
Nov 4	@ Was	W	S	7	121	17.3	35t	1	
Nov 11	@ Cle	L	S	7	107	15.3	30	1	
Nov 18	Dal	L	S	6	118	19.7	34t	1	
Nov 22	@ NO	L	S	11	147	13.4	21	0	
Dec 2	Bal	L	S	2	18	9.0	9	0	
Dec 9	@ GB	L	S	8	106	13.3	28	2	
Dec 16	Ari	W	S	6	82	13.7	22	1	
Dec 23	@ Car	W	S	4	28	7.0	11	1	
Dec 30	@ TB	W	S	9	138	15.3	37	1	
Totals		7-9	16/16	113	1,677	14.8	58	8	

2019 Atlanta Falcons

					RECEIVING				
Date	Opp.	W/L	P/S	No	Yds	Avg	Lg	TD	
Sept 8	@ Min	L	S	6	31	5.2	10	1	
Sept 15	Phi	W	S	5	106	21.2	54t	2	
Sept 22	@ Ind	L	S	8	128	16.0	34	1	
Sept 29	Ten	L	S	4	52	13.0	20	0	
Oct 6	@ Hou	L	S	3	42	14.0	20	0	
Oct 13	@ Ari	L	S	8	108	13.5	22	0	
Oct 20	LAR	L	S	6	93	15.5	39	0	
Oct 27	Sea	L	S	10	152	15.2	25	0	
Nov 10	@ NO	W	S	3	79	26.3	54	0	
Nov 17	@ Car	W	S	6	91	15.2	48	0	
Nov 24	TB	L	S	5	68	13.6	31	0	
Nov 28	NO	L	IA						
Dec 8	Car	W	S	5	66	13.2	38	0	
Dec 15	@ SF	W	S	13	134	10.3	28	2	
Dec 22	Jax	W	S	10	166	16.6	32	0	
Dec 29	@ TB	W	S	7	78	11.1	29	0	
Totals		7-9	15/15	99	1,394	14.1	54t	6	

2020 Atlanta Falcons

					RECEIVING				
Date	Opp.	W/L	P/S	No	Yds	Avg	Lg	TD	
Sept 13	Sea	L	S	9	157	17.4	44	0	
Sept 20	@ Dal	L	S	2	24	12.0	19	0	
Sept 27	Chi	L	IA						
Oct 5	@ GB	L	S	4	32	8.0	19	0	
Oct 11	Car	L	IA						
Oct 18	@ Min	W	S	8	137	17.1	40t	2	
Oct 25	Det	L	S	8	97	12.1	28	0	
Oct 29	@ Car	W	S	7	137	19.6	28	0	
Nov 8	Den	W	S	5	54	10.8	21t	1	
Nov 22	@ NO	L	S	2	39	19.5	22	0	
Nov 29	LV	W	IA						
Dec 6	NO	L	S	6	94	15.7	35	0	
Dec 13	@ LAR	L	IA						
Dec 20	TB	L	IA						
Dec 27	@ KC	L	IA						
Jan 3	@ TB	L	IA						
Totals		4-12	9/9	51	771	15.1	44	3	

2021 Tennessee Titans

					RECEIVING				
Date	Opp.	W/L	P/S	No	Yds	Avg	Lg	TD	
Sept 12	Ari	L	S	3	29	9.7	10	0	
Sept 19	@ Sea	W	S	6	128	21.3	51	0	
Sept 26	Ind	W	S	3	47	15.7	25	0	
Oct 3	@ NYJ	L	IA						
Oct 10	@ Jax	W	IA						
Oct 18	Buf	W	S	3	59	19.7	48	0	
Oct 24	KC	W	S	2	38	19.0	20	0	
Oct 31	@ Ind	W	IA						
Nov 7	@ LAR	W	S	4	35	8.8	13	0	
Nov 14	NO	W	IR						
Nov 21	Hou	L	IR						
Nov 28	@ NE	L	IR						
Dec 12	Jax	W	S	4	33	8.3	16	0	
Dec 19	@ Pit	L	S	0	0	-	0	0	
Dec 23	SF	W	S	1	7	7.0	7	0	
Jan 2	Mia	W	R/C						
Jan 9	@ Hou	W	S	5	58	11.6	19	1	
Totals		12-5	10/10	31	434	14.0	51	1	

Playoffs

Jan 22	Cin	L	S	6	62	10.3	16	0
Totals		0-1	1/1	6	62	10.3	16	0

JULIO JONES' NFL STATISTICS

REGULAR SEASON

Year	Team	REGULAR SEASON		RECEIVING					RUSHING				
		GP	GS	No	Yds	Avg	Lg	TD	Att	Yds	Avg	Lg	TD
2011	Atlanta	13	13	54	959	17.8	80t	8	6	56	9.3	19	0
2012	Atlanta	16	15	79	1,198	15.2	80t	10	6	30	5.0	18	0
2013	Atlanta	5	5	41	580	14.1	81t	2	1	7	7.0	7	0
2014	Atlanta	15	15	104	1,593	15.3	79	6	1	1	1.0	1	0
2015	Atlanta	16	16	136	1,871	13.8	70t	8	0	0	-	0	0
2016	Atlanta	14	14	83	1,409	17.0	75t	6	0	0	-	0	0
2017	Atlanta	16	16	88	1,444	16.4	53	3	1	15	15.0	15	0
2018	Atlanta	16	16	113	1,677	14.8	58	8	2	12	6.0	11	0
2019	Atlanta	15	15	99	1,394	14.1	54t	6	2	-3	-1.5	1	0
2020	Atlanta	9	9	51	771	15.1	44	3	0	0	-	0	0
2021	Tennessee	10	10	31	434	14.0	51	1	0	0	-	0	0
NFL Totals		145	144	879	13,330	15.2	81t	61	19	118	6.2	19	0

PLAYOFFS

Year	Team	PLAYOFFS		RECEIVING					RUSHING				
		GP	GS	No	Yds	Avg	Lg	TD	Att	Yds	Avg	Lg	TD
2011	Atlanta	1	1	7	64	9.1	20	0	1	13	13.0	13	0
2012	Atlanta	2	2	17	241	14.2	46t	2	1	-1	-1.0	-1	0
2016	Atlanta	3	3	19	334	17.6	73t	3	0	0	-	0	0
2017	Atlanta	2	2	18	195	10.8	27	1	1	13	13.0	13	0
2021	Tennessee	1	1	6	62	10.3	16	0	0	0	-	0	0
NFL Totals		9	9	67	896	13.4	73t	6	3	25	8.3	13	0

Single-Game Highs

Receptions - 13 (Twice, last at San Francisco 10/15/19)
 Receiving Yards - 300 vs. Carolina (10/2/16)
 Long Reception - 81t vs. St. Louis (9/15/13)
 Touchdowns - 2 (13 times, last at Minnesota 10/18/20)
 Rushes - 2 at Indianapolis (11/6/11)
 Rushing Yards - 33 at Indianapolis (11/6/11)
 Long Rush - 19 at Indianapolis (11/6/11)

Additional Career Statistics

Misc. Tackles - 1 (2011), 1 (2012), 1 (2013), 3 (2014), 1 (2015),
 2 (2016), 1 (2017), 4 (2018), 3 (2019), **2 (2021)**
 Fumble Recoveries - 1 (2013), 1 (2014), 3 (2015)
 Fumble Recovery Touchdown - 1 vs. Washington (10/11/15)
 Passes Defensed - 1 vs. Tampa Bay (9/18/14)

Playoff Single-Game Highs

Receptions - 11 vs. San Francisco (1/20/13)
 Receiving Yards - 182 vs. San Francisco (1/20/13)
 Long Reception - 73t vs. Green Bay (1/22/17)
 Touchdowns - 2 (Twice, last vs. Green Bay 1/22/17)
 Rushes - 1 (Three times, last at L.A. Rams 1/6/18)
 Rushing Yards - 13 (Twice, last at L.A. Rams 1/6/18)
 Long Rush - 13 (Twice, last at L.A. Rams 1/6/18)

Additional Career Playoff Statistics

Interceptions - 1 vs. Seattle (1/13/13)
 Passes Defensed - 1 vs. Seattle (1/13/13)
 Misc. Tackles - **1 (2021)**



90 NAQUAN JONES

DEFENSIVE TACKLE • 6'3" • 313 LBS • COLLEGE: MICHIGAN STATE
ACQUIRED: FREE AGENT - 2021 • NFL EXPERIENCE (NFL/TITANS): ROOKIE
HOMETOWN: EVANSTON, ILL.
GAMES PLAYED/GAMES STARTED: 13/5 (PLAYOFFS: 1/1)

PRO: The Titans signed Naquan Jones as a rookie free agent following the 2021 NFL Draft. The 6-foot-3-inch, 313-pounder appeared in 46 games over four seasons at Michigan State (2017-20). Jones posted 78 tackles, 12.5 tackles for loss and three sacks during his collegiate career.

TITANS TIDBITS:

• In June 2019, Jones' mother, Germaine Thomas, died unexpectedly at the age of 37 after a lengthy battle with depression and alcoholism. At the time, Jones was a rising junior at Michigan State and just 21 years old himself. Jones wears a special necklace to honor his family with a picture of his grandmother and younger sisters on one side of a pendant and an image of his late mother on the other side.

CAREER TRANSACTIONS:

• The Evanston, Ill., native was signed by the Titans as an undrafted free agent on May 14, 2021.
• Waived by the Titans on Aug. 31 and signed to the team's practice squad a day later.
• Signed by the Titans to their active roster from the practice squad on Sept. 22, 2021.

SEASON RECAPS:

2021 (13/5, 1/1): Played in 13 games with five starts during his rookie campaign and collected 29 tackles, including 2.5 sacks, four stops for loss, four quarterback pressures and two passes defended. Spent the first two weeks of the season on the Titans' practice squad before being signed to the team's active roster on Sept. 22. Was inactive for two games. Started the postseason contest and registered two tackles, including a half sack and two quarterback pressures. Tied for the team lead in sacks once in 2021 (at PIT). Tied for the team lead in passes defended once in 2021 (vs. SF). Made his NFL debut at N.Y. Jets (10/3/21). Made his first career start and registered his first career sack against New Orleans (11/14/21).
• Against Indianapolis (9/26), was inactive.
• At N.Y. Jets (10/3), saw action in his first NFL contest as a reserve on the defensive front.
• At Jacksonville (10/10), played as a reserve on the defensive front.
• Against Buffalo (10/18), saw action as a reserve on the defensive front and registered three tackles. Teamed with Harold Landry III to stuff Josh Allen for no gain on a rush up the middle in the third quarter.
• Against Kansas City (10/24), played as a reserve on the defensive front and collected three tackles.
• At Indianapolis (10/31), saw action as a reserve on the defensive front and posted three tackles.
• At L.A. Rams (11/7), played as a reserve on the defensive line and tallied two tackles. Stuffed Darrell Henderson Jr. for no gain on a rush up the middle in the third quarter.
• Against New Orleans (11/14), made his first career NFL start at defensive tackle and collected his first career sack to go along with a quarterback pressure. Dropped Trevor Siemian for a seven-yard loss in the first quarter for his first career NFL sack.
• Against Houston (11/21), saw action as a reserve on the defensive front and totaled three tackles, including a stop for loss. Stonewalled David Johnson for a one-yard loss on a rush up the middle in the third quarter.
• At New England (11/28), played as a reserve on the defensive front and recorded a half sack. Combined with Derick Roberson to sack Mac Jones for a 10-yard loss in the final stanza.
• Against Jacksonville (12/12), started at nose tackle and posted two tackles in the shutout victory.
• At Pittsburgh (12/19), started at nose tackle and notched four tackles,

including a sack, another stop for loss and a quarterback pressure. Dropped Ben Roethlisberger for a five-yard sack in the opening stanza. Stuffed Najee Harris for a three-yard loss on a rush up the middle in the fourth quarter.

• Against San Francisco (12/23), started at nose tackle and tallied five tackles with a pass defended and a quarterback pressure. Deflected a pass intended for Deebo Samuel in the second stanza. Combined with Harold Landry III to stuff Jeff Wilson Jr. for no gain on a rush up the middle in the third quarter.
• Against Miami (1/2), started at nose tackle and notched two tackles with a pass defended. Batted down a pass intended for Isaiah Ford in the third quarter.
• At Houston (1/9), was inactive.
• Against Cincinnati (1/22), started at nose tackle in his postseason debut and registered two tackles, including a half sack and two quarterback pressures. Combined with Denico Autry to drop Joe Burrow for a three-yard sack on the Bengals' first play from scrimmage.

COLLEGE:

• Appeared in 46 games with five starts on the defensive line over four seasons at Michigan State (2017-20) and totaled 78 tackles, 12.5 tackles for loss, three sacks, three passes defended, one forced fumble and one fumble recovery over his career.

AS A SENIOR (2020), saw action in all seven games and made four starts. Recorded 24 tackles, a career-high five stops for loss, one pass defended and one fumble recovery.

AS A JUNIOR (2019), played in all 13 games and made one start. Tallied 15 tackles, one tackle for loss and one sack.

AS A SOPHOMORE (2018), appeared in 13 games and notched a career-best 26 tackles, 4.5 tackles for loss, two sacks, one pass defended and one forced fumble.

AS A REDSHIRT FRESHMAN (2017), saw action in all 13 games and posted 13 tackles, two tackles for loss and one pass defended.

AS A FRESHMAN (2016), redshirted.

• Graduated from Michigan State with a degree in advertising management.

PERSONAL:

• Attended Evanston Township (Ill.) High School where he was named to USA Today's All-USA Illinois first team and selected to the Pioneer Press all-area second team in 2015.
• Rated as the No. 22 defensive tackle by Scout, No. 23 by 247Sports, No. 24 by Rivals and No. 31 by ESPN.
• Also lettered in basketball.
• Son of Emil Jones and the late Germaine Thomas and has two sisters, Skye and Lauryn.
• Follow Jones on Twitter @thealmightynay and on Instagram @almighty93__.
• Born Naquan Jones on Feb. 5, 1998 in Evanston, Ill.

NAQUAN JONES' GAME-BY-GAME

2021 Tennessee Titans

Date	Opp	W/L	P/S	Tot	Solo	Asst	Sk	- Yds	QBP	TFL	Int	Yds	-TD	PD	FF	FR	- Yds	SpT	
Sept 12	Ari	L	PS																
Sept 19	@ Sea	W	PS																
Sept 26	Ind	W	IA																
Oct 3	@ NYJ	L	p	0	0	0	0.0	0.0	0	0	0	0	0	0	0	0	0	0	0
Oct 10	@ Jax	W	p	0	0	0	0.0	0.0	0	0	0	0	0	0	0	0	0	0	0
Oct 18	Buf	W	p	3	3	0	0.0	0.0	0	0	0	0	0	0	0	0	0	0	0
Oct 24	KC	W	p	3	0	3	0.0	0.0	0	0	0	0	0	0	0	0	0	0	0
Oct 31	@ Ind	W	p	3	3	0	0.0	0.0	0	0	0	0	0	0	0	0	0	0	0
Nov 7	@ LAR	W	p	2	1	1	0.0	0.0	0	0	0	0	0	0	0	0	0	0	0
Nov 14	NO	W	S	1	1	0	1.0	7.0	1	1	0	0	0	0	0	0	0	0	0
Nov 21	Hou	L	p	3	2	1	0.0	0.0	0	1	0	0	0	0	0	0	0	0	0

Nov 28	@ NE	L	p	1	0	1	0.5	5.0	1	0	0	0	0	0	0	0	0	0	0	
Dec 12	Jax	W	S	2	0	2	0.0	0.0	0	0	0	0	0	0	0	0	0	0	0	
Dec 19	@ Pit	L	S	4	3	1	1.0	5.0	1	2	0	0	0	0	0	0	0	0	0	
Dec 23	SF	W	S	5	3	2	0.0	0.0	1	0	0	0	0	1	0	0	0	0	0	
Jan 2	Mia	W	S	2	2	0	0.0	0.0	0	0	0	0	0	0	1	0	0	0	0	
Jan 9	@ Hou	W	IA																	
Totals				12-5	13/5	29	18	11	2.5	17.0	4	4	0	0	2	0	0	0	0	
Playoffs																				
Jan 22	Cin	L	S	2	0	2	0.5	1.5	2	0	0	0	0	0	0	0	0	0	0	
Totals		0-1	1/1	2	0	2	0.5	1.5	2	0	0	0	0	0	0	0	0	0	0	

NAQUAN JONES' NFL STATISTICS

REGULAR SEASON

Year	Team	GP	GS	TACKLES							INTERCEPTIONS					FUMBLES			
				Tot	Solo	Asst	Sk	Yds	QBP	TFL	No	Yds	Lg	TD	PD	FF	FR	Yds	SpT
2021	Tennessee	13	5	29	18	11	2.5	17.0	4	4	0	0	0	0	2	0	0	0	0
NFL Totals		13	5	29	18	11	2.5	17.0	4	4	0	0	0	0	2	0	0	0	0

PLAYOFFS

Year	Team	GP	GS	TACKLES							INTERCEPTIONS					FUMBLES			
				Tot	Solo	Asst	Sk	Yds	QBP	TFL	No	Yds	Lg	TD	PD	FF	FR	Yds	SpT
2021	Tennessee	1	1	2	0	2	0.5	1.5	2	0	0	0	0	0	0	0	0	0	0
NFL Totals		1	1	2	0	2	0.5	1.5	2	0	0	0	0	0	0	0	0	0	0

Single-Game Highs

Tackles - **5 vs. San Francisco (12/23/21)**
 Sacks - **1 (Twice, last at Pittsburgh 12/19/21)**
 Tackles For Loss - **2 at Pittsburgh (12/19/21)**
 Quarterback Pressures - **1 (Four times, last at vs. San Francisco 12/23/21)**
 Passes Defensed - **1 (Twice, last vs. Miami 1/2/22)**

Playoff Single-Game Highs

Tackles - **2 vs. Cincinnati (1/22/22)**
 Sacks - **0.5 vs. Cincinnati (1/22/22)**
 Quarterback Pressures - **2 vs. Cincinnati (1/22/22)**



6 BRETT KERN

PUNTER • 6'2" • 214 LBS • COLLEGE: TOLEDO
ACQUIRED: WAIVERS - 2009 (DEN) • NFL EXPERIENCE (NFL/TITANS): 14/13
HOMETOWN: GRAND ISLAND, N.Y.
GAMES PLAYED/GAMES STARTED: 219/0 (PLAYOFFS: 7/0)



Pro Bowl: 2017, 2018, 2019



Captain: 2020

PRO: Since joining the Titans in 2009, Brett Kern has placed his name at the very top of most of the franchise's leaderboards at his position. He passed Craig Hentrich (861 punts) in 2020 as the organization's all-time leading punter and finished the season with 876 punts in a Titans uniform. He also concluded 2020 as the team's all-time career leader in gross punting average (45.9 yards), net punting average (40.8) and punts placed inside the 20 (355). Kern owns the top eight net punting seasons in franchise history and six of the team's top eight gross punting seasons. With 183 career games with the Titans through 2020, Kern ranked fourth in franchise history behind Bruce Matthews (296), Elvin Bethea (210) and Brad Hopkins (194). Kern's total is the most for any player during the franchise's "Titans era" (since 1999). When Kern was placed on injured reserve during the 2020 season, it ended his consecutive games played streak ended at 199 games, including his career with the Titans and Denver Broncos. His streak with the Titans ended at 177 consecutive games played, finishing as the second-longest streak in franchise history behind Bruce Matthews' 232 consecutive games from 1987 to 2001. Kern was named to three consecutive Pro Bowls from 2017 to 2019 and earned first team Associated Press All-Pro honors for the first time in 2019. Kern also has served as the team's holder on field goal and extra point attempts for his entire tenure. The University of Toledo product was acquired by the Titans during the 2009 season when he was claimed off waivers from the Denver Broncos.

CAREER HIGHLIGHTS:

- In 2020, Kern punted 37 times for a 45.8 gross average and a 41.5-yard net average with 22 punts placed inside the 20. Since the 1991 season, his 59.5 percent of punts placed inside the 20 in 2020 was the best of any player with at least 30 punts in a season.
- In 2019, Kern was named to the Pro Bowl for the third consecutive season, and he earned first-team Associated Press All-Pro honors for the first time in his career. His 37 punts inside the 20 led the NFL, and his 43.1-yard net average ranked second in team history.
- In 2018, Kern was named to the Pro Bowl for the second consecutive season. His 39 punts inside the 20-yard line on 74 attempts established a franchise record and a career high. He finished the season with a career-long streak of 16 consecutive punts placed inside the 20, including every punt in the final three games of the season.
- In 2017, Kern's gross punting average (49.7) ranked eighth in NFL history and was the highest of any player since 2012. His net punting average (44.6) ranked second in NFL history. He was named to his first career Pro Bowl and was selected second-team Associated Press All-Pro after leading the NFL with a career-high and franchise-best 49.7 gross average and a career-best and franchise-high 44.6 net average.
- In 2016, Kern placed 41.6 percent of his punts inside the opponent's 20-yard line (32 of 77), which at the time ranked second in his career (42.2 in 2009).
- In 2015, Kern launched a career-high tying 88 punts to become the second-leading punter (career punts) in franchise history. He placed a then-career-high 34 punts inside the 20 with only one touchback (career low). He also accomplished a first-of-its-kind feat, becoming the first punter in NFL history to record 80 or more punts, a net average of 40 yards, and one or zero touchbacks in a single season.
- In 2014, Kern booted 88 total punts for a gross average of 46.8 yards and a net average of 40.8 yards, which broke his own single-season team record (40.4-yard net average in 2012).
- In 2013, Kern established then-career benchmarks with 32 punts inside the 20-yard line and only two touchbacks.
- Kern arguably had his most productive season in 2012 when he ranked

fifth in the AFC with what at the time was a franchise record and career-best 47.6 gross punt average. He also finished ninth in the AFC with a then-franchise record 40.4 net punting average.

- In 2009, Kern's combined average of 45.5 yards per punt with the Titans and Broncos ranked eighth in the NFL.
- In 2008, Kern ranked fifth in the league with a 46.7-yard punting average and was named to the All-Rookie team by Pro Football Weekly/PFWA and the Sporting News.

TITANS TIDBITS:

- Kern's father, Cal, is a former professional soccer goalie.
- Kern is an avid golfer that sports a +1 handicap. He picked the game up late in his high school years and caddied for three summers at Inverness Golf Club while in college. The course is located in Toledo, Ohio, and has hosted PGA and NCAA Championships. In 2011, Kern competed in The Vinny, a local golf fundraising tournament hosted by singers Vince Gill and Amy Grant, and finished fourth in the event.

CAREER TRANSACTIONS:

- The Grand Island, N.Y., native was originally signed by the Denver Broncos as a rookie free agent on April 28, 2008.
- Claimed by the Titans off waivers from the Broncos on Oct. 27, 2009.

SEASON RECAPS:

- 2021 (14/0, 1/0 - Tennessee):** Appeared in 14 games and punted 47 times for 2,105 yards (44.8 avg.) with 18 kicks placed inside the 20-yard line. Was inactive for two games and spent one contest on the reserve/COVID-19 list. Saw action in the postseason contest and punted four times for 166 yards with three kicks placed inside the 20-yard line. Ranks as the franchise's all-time leader with 923 punts. Has appeared in 197 regular season games with the Titans, which ranks third on the team's all-time career games played list. His first game of 2021 marked the beginning of his 13th season with the Titans, putting him in a tie with Brad Hopkins (13) for third place in franchise history for most seasons played behind only Bruce Matthews (19) and Elvin Bethea (16). Registered 13 punts of 50 or more yards in 2021. Appeared in his 195th career game with the Titans against San Francisco (12/23/21), which passed Brad Hopkins for third on the franchise's all-time games played list.
- Against Arizona (9/12), punted three times for 151 yards (50.3 avg.) with a long punt of 59 yards.
 - At Seattle (9/19), punted twice for 94 yards (47.0 avg.) with one kick placed inside the 20-yard line. Pinned the Seahawks deep in their own territory with a 53-yard punt to the Seattle 13-yard line in overtime.
 - Against Indianapolis (9/26), punted once for 42 yards.
 - At N.Y. Jets (10/3), was inactive.
 - At Jacksonville (10/10), was inactive.
 - Against Buffalo (10/18), missed the game on the reserve/COVID-19 list.
 - Against Kansas City (10/24), returned to the lineup and punted twice for 94 yards (47.0 avg.) with both kicks placed inside the five-yard line. Pinned the Chiefs deep in their own territory with a 46-yard punt that went out of bounds at the three-yard line early in the fourth quarter. Nailed a 49-yard punt that checked up and was downed at the Chiefs' three-yard line in the final quarter.
 - At Indianapolis (10/31), punted four times for 188 yards (47.0 avg.), including two kicks placed inside the 20-yard line. Pinned the Colts' deep in their own territory and allowed the Titans' defense to score on the next play from scrimmage with a 37-yard punt that was fair caught at the Indianapolis eight-yard line in the fourth quarter.
 - At L.A. Rams (11/7), punted five times for 217 yards (43.4 avg.) with three

kicks placed inside the 20-yard line. Pinned the Rams' deep in their own territory with a 57-yard punt that was downed at the four-yard line. Four plays later the Titans defense forced an interception resulting in a Titans' touchdown. Placed a 35-yard punt that was fair caught at the Rams' 12-yard line in the third quarter.

- Against New Orleans (11/14), punted five times for 205 yards (41.0 avg.) with one kick placed inside the 20-yard line.
- Against Houston (11/21), punted twice for 80 yards (40.0 avg.) with one kick placed inside the 20-yard line. Became the first player in franchise history to reach 900 career punts with the team.
- At New England (11/28), punted twice for 95 yards (47.5 avg.).
- Against Jacksonville (12/12), punted five times for 192 yards (38.4 avg.) with two kicks placed inside the 20-yard line. Pinned the Jaguars deep in their own territory with a 37-yard punt that was fair caught at the Jacksonville 11-yard line in the third quarter.
- At Pittsburgh (12/19), punted three times for 143 yards (47.7 avg.) with a long of 54 yards. Appeared in his 194th career game with the Titans, which placed him in a tie with Brad Hopkins for third on the franchise's all-time games played list.
- Against San Francisco (12/23), appeared in his 195th career game with the Titans, which put him ahead of Brad Hopkins for third on the franchise's all-time games played list. Punted five times for 230 yards (46.0 avg.) with two kicks inside the 20-yard line. Placed a 33-yard punt that was fair caught at the 49ers' 10-yard line late in the second quarter. Pinned the 49ers deep in their own territory with a 59-yard punt that was downed at the San Francisco five-yard line in the final stanza.
- Against Miami (1/2), punted four times for 177 yards (44.3 avg.) with three kicks placed inside the 20-yard line. Placed a 46-yard punt that was downed at the Miami two-yard line in the third quarter. Pinned the Dolphins deep in their own territory with a 37-yard punt that was downed at the Miami seven-yard line in the fourth quarter.
- At Houston (1/9), punted four times for 197 yards (49.3 avg.) with one kick placed inside the 20-yard line.
- Against Cincinnati (1/22), appeared in his seventh career postseason contest and punted four times for 166 yards (41.5 avg.) with three kicks placed inside the 20-yard line. Placed a 27-yard punt that was fair caught at the Bengals' 12-yard line in the opening quarter. Pinned the Bengals deep in their own territory with a 41-yard punt to the Cincinnati 12-yard line in the second stanza.

2020 (13/0, 1/0 - Tennessee): Played in 13 games and notched 37 punts for 1,685 yards (45.8 avg.) with 22 kicks placed inside the 20-yard line. Placed on injured reserve on Nov. 7 and missed three games. Activated from injured reserve designated to return on Nov. 28. Played as a reserve in the postseason contest and punted five times for 228 yards (45.6 avg.) with four kicks placed inside the 20-yard line. Became the seventh player in franchise history to play in 12 seasons with the organization. Registered 13 punts of 50 or more yards in 2020. Passed Craig Hentrich (177 games) for fourth place on the franchise's career games played list at Indianapolis (11/29/20). Set a franchise record and a career-high with a 60.5-yard gross average against Pittsburgh (10/25/20). Appeared in his 200th NFL regular season game and became the franchise's all-time leader in punts at Indianapolis (11/29/20).

- At Denver (9/14), punted four times for 204 yards (51.0 avg.) with a long punt of 66 yards. Flipped field position by booming a 66-yard punt to the Denver three-yard line early in the second quarter.
- Against Jacksonville (9/20), punted three times for 122 yards (40.7 avg.) with all three kicks placed inside the 15-yard line. Pinned the Jaguars deep in their own territory with a 34-yard punt that was downed by Chris Milton at the Jacksonville six-yard line early in the second quarter. Boomed a 56-yard punt to the Jaguars' 15-yard line in the final quarter. Placed a 31-yard punt that was fair caught at the 11-yard line in the final stanza.
- Against Buffalo (10/13), punted three times for 128 yards (42.7 avg.) with all three punts placed inside the 10-yard line. Boomed a 55-yard punt to the Bills 10-yard line in the opening quarter. Placed a 32-yard punt that was fair caught at the Bills' nine-yard line in the second stanza. Pinned the Bills deep in their own territory with a 41-yard punt that was downed by Chris Milton at the Buffalo three-yard line in the third quarter.
- Against Houston (10/18), punted once for 54 yards, his fewest punts in a game since he punted once at Dallas (11/5/18).
- Against Pittsburgh (10/25), recorded four punts for 242 yards, establishing a franchise record and career-high 60.5 gross avg. with one kick placed inside the 20-yard line. His 60.5-yard gross average ranked third in the NFL since 1970.
- At Indianapolis (11/29), returned to the lineup for his 200th career regular

season contest and punted four times for 160 yards (40.0 avg.) with all four kicks placed inside the 20-yard line. Passed Craig Hentrich (861 punts) for the most punts in franchise history. Nailed a 47-yard punt that went out of bounds at the Colts' 12-yard line in the second quarter. Boomed a 48-yard punt that went out of bounds at the Colts' eight-yard line in the third stanza. Placed a 32-yard punt that was fair caught at the Indianapolis' 13-yard line in the third quarter. Pinned the Colts deep in their own territory with a 33-yard punt to the Indianapolis' six-yard line in the fourth quarter.

- At Jacksonville (12/13), punted four times for 165 yards (41.3 avg.) with four kicks placed inside the 20-yard line. Pinned the Jaguars deep in their own territory with a 37-yard punt to the Jacksonville 13-yard line late in the first quarter. Boomed a 50-yard punt to the Jaguars' 12-yard line on the first play of the fourth quarter.
- At Green Bay (12/27), punted four times for 174 yards (43.5 avg.) with one kicked placed inside the 20-yard line. Boomed a 60-yard punt to the Green Bay 14-yard line late in the fourth quarter.
- Against Baltimore (1/10), punted five times for 228 yards (45.6 avg.) with four kicks placed inside the 20-yard line. His 45.6 net average established a new franchise single-game postseason record. His four punts inside the 20 tied the franchise postseason record. Boomed a 51-yard punt to the Ravens' 18-yard line in the opening quarter. Nailed a 53-yard punt to the Ravens' 18-yard line in the second stanza. Placed a 49-yard punt to the Baltimore seven-yard line in the third quarter.

2019 (16/0, 3/0 - Tennessee): Named first-team All-Pro by the Associated Press. Selected to his third career Pro Bowl. Led the NFL with 37 kicks placed inside the 20-yard line. Led the AFC with a 47.1 gross avg. and ranked third in the AFC with a 43.1 net avg. Saw action in all 16 games for the 12th consecutive season and punted 78 times for 3,672 yards (47.1 avg.). Completed one of two passes for 11 yards and rushed once for no gain. Played in all three postseason contests and punted 15 times for 729 yards (48.6 avg.). Completed his only postseason pass for 28 yards. Registered 39 punts of 50 or more yards in 2019. Tied the NFL record with eight punts placed inside the 20 at Denver (10/13/19). Became the second player in franchise history to reach 800 career punts with the team at Denver (10/13/19).

- At Cleveland (9/8), punted six times for 277 yards (46.2 avg.) with three kicks placed inside the 20-yard line. Pinned the Browns deep in their own territory with a 46-yard punt that was downed at the Cleveland seven-yard line late in the opening stanza. Flipped field position with a massive 70-yard punt that was downed at the Browns' three-yard line and led to Cameron Wake's safety of Baker Mayfield two plays later.
- At Atlanta (9/29), punted five times for 225 yards (45.0 avg.) with all five kicks placed inside the 20-yard line. It was the seventh time in his career he placed at least five punts inside the 20 in a game. Boomed a 53-yard punt that went out of bounds at the Falcons' 10-yard line early in the second quarter. Pinned Atlanta deep in their own territory with a 50-yard punt that went out of bounds at the Falcons' five-yard line in the third stanza. Placed a 39-yard punt that went out of bounds at the Atlanta 10-yard line late in the third quarter. Pinned the Falcons' at their two-yard line with a 33-yard punt that was downed by Beau Brinkley late in the final quarter.
- At Denver (10/13), punted nine times for 424 yards (47.1 avg.) with a career-best eight kicks placed inside the 20-yard line. Tied the NFL record with eight punts placed inside the 20 in a game. Flipped field position with a 61-yard punt to the Broncos' seven-yard line in the first quarter. Pinned the Broncos deep in their own territory with a 40-yard punt to the Denver 10-yard line in the third quarter. Nailed a 57-yard punt out of bounds at the Denver 15-yard line in the third stanza. Placed a 38-yard punt that was downed by LeShaun Sims at the Broncos' three-yard line in the final quarter.
- Against L.A. Chargers (10/20), punted twice for 84 yards with both kicks being placed inside the 20-yard line. Extended the Titans' opening scoring drive with an 11-yard pass to Kevin Byard on the fake punt on fourth-and-eight in the opening stanza.
- Against Tampa Bay (10/27), punted five times for 248 yards (49.6 avg.) with one kick placed inside the 20-yard line. Had one rush for zero yards on a fake field goal. Flipped field position with a 61-yard punt to the Tampa Bay 15-yard line in the third stanza.
- Against Kansas City (11/10), punted four times for 204 yards (51.0 avg.) with two kicks inside the 20-yard line. His 49.8-yard net average was the second-highest net average of his career and tied for the second-highest net average in franchise history. Pinned the Chiefs deep in their own territory with a 41-yard punt that was fair caught at the Kansas City eight-yard line late in the opening stanza. Boomed a 56-yard punt to the Chiefs' four-yard line late in the second quarter. Flipped field position with

a 65-yard punt to the Kansas City 18-yard line early in the third quarter.

- At Indianapolis (12/1), punted five times for 244 yards (48.8 avg.) with four kicks placed inside the 20-yard line. Pinned the Colts deep in their own territory with a 31-yard punt that was fair caught at the 10-yard line in the second quarter. Boomed a 48-yard punt that downed at the Indianapolis six-yard line late in the second stanza. Flipped field position by blasting a 63-yard punt late in the third quarter. Placed a 37-yard punt that was fair caught at the Colts' 10-yard line in the final quarter.
- At New England (1/4), punted six times for 275 yards (45.8 avg.) with four kicks placed inside the 20-yard line. Pinned the Patriots deep in their own territory with a 44-yard punt to the New England 13-yard line in the third quarter. Placed a 36-yard punt that was downed at the Patriots' seven-yard line in the third quarter. Boomed a 58-yard punt that rolled dead at the New England one-yard line late in the fourth quarter.
- At Baltimore (1/11), punted six times for 315 yards (52.5 avg.) with a touchback. Placed a 32-yard punt to the Ravens' 12-yard line early in the fourth quarter.
- At Kansas City (1/19), punted three times for 139 yards (46.3 avg.) with one kick placed inside the 20-yard line. Flipped field position with a 53-yard punt to the Kansas City 12-yard line in the fourth quarter. Extended the Titans' final touchdown drive with a 28-yard pass to Amani Hooker on a fake punt in the fourth quarter.

2018 (16/0 - Tennessee): Named to his second consecutive Pro Bowl. Named to the PFWA's All-AFC team. Ranked second in the AFC with a 47.1 gross avg. Ranked second in the AFC with a 41.7 net avg. Set a career-high with 39 punts placed inside the 20-yard line, including a career-best 16 consecutive punts inside the 20 to conclude the season. Punted 74 times for 3,483 yards and collected a special teams tackle. Registered 34 punts of 50 or more yards.

- At Miami (9/9), punted four times for 179 yards (44.8 avg.) with four kicks placed inside the 20-yard line. Flipped field position with a 55-yard punt to the Dolphins' 18-yard line in the second stanza.
- Against Houston (9/16), punted five times for 261 yards (52.2 avg.) with one kick placed inside the 20-yard line. Flipped field position by booming a season-long 62-yard punt to the Texans' seven-yard line early in the third quarter.
- Against Philadelphia (9/30), punted five times for 254 yards (50.8 avg.) with two kicks placed inside the 10-yard line. Registered his first career tackle with a key stop along the sideline in the fourth quarter. Pinned the Eagles deep in their own territory twice in the second quarter with a 48-yard kick that was downed at the Philadelphia five-yard line and a 49-yarder that rolled out of bounds at the Philadelphia three-yard line.
- At Los Angeles Chargers in London (10/21), punted twice for 103 yards (51.5 avg.) with a long of 54 yards. Appeared in his 145th consecutive game with the Titans, the fourth longest streak in franchise history.
- Against New England (11/11), punted five times for 241 yards (48.2 avg.) with two kicks placed inside the 20-yard line. Pinned the Patriots deep in their own territory with a 36-yard punt that was fair caught at the New England nine-yard line in the second quarter. With his 147th consecutive game in a Titans uniform, he passed Craig Hentrich (146) and tied Robert Brazile for third place on the franchise's all-time consecutive games played list.
- At Indianapolis (11/18), punted six times for 296 yards (49.3 avg.) with three kicks placed inside the 20-yard line. Moved into second place on the team's consecutive games played list (148) trailing only Bruce Matthews (232).
- Against Jacksonville (12/6), punted twice for 118 yards (59.0 avg.) with one kick placed inside the 20-yard line. Flipped field position and tied his season long with a 63-yard punt to the Jaguars' 25-yard line in the second quarter. Pinned the Jaguars deep in their own territory with a 56-yard punt to the Jacksonville five-yard line early in the fourth quarter.
- At N.Y. Giants (12/16), punted five times for 220 yards (44.0 avg.) with all five kicks placed inside the 20-yard line on a rainy and windy day.
- Against Washington (12/22), punted four times for 169 yards (42.3 avg.) with all four kicks placed inside the 20-yard line. With his 152nd game in a Titans uniform, passed Benji Olson (152) for ninth place on the team's all-time games played list. Pinned Washington' deep in its own territory with a 40-yard punt to the Washington seven-yard line late in the first quarter. Placed a 49-yard punt that was downed at the' seven-yard line early in the third quarter. Launched a 50-yard punt that went out of bounds at the' 15-yard line with less than 20 seconds to play in the fourth quarter.
- Against Indianapolis (12/30), punted six times for 272 yards (45.3 avg.) with all six kicks placed inside the 20-yard line. Finished the season with 16 consecutive kicks placed inside the 20-yard line. Pinned the Colts deep

in their own territory with a booming 58-yard punt that went out of bounds at the Indianapolis 10-yard line in the opening stanza. Set up the Titans' defensive touchdown by plaining a 56-yard punt that was downed at the Colts' six-yard line in the second quarter. Nailed a 54-yard punt to the Indianapolis seven-yard line in the third stanza.

2017 (16/0, 2/0 - Tennessee): Named to his first career Pro Bowl and was selected second-team Associated Press All-Pro. Led the NFL with a career-high and franchise-best 49.7 gross average and a career-best and franchise-high 44.6 net average. His gross punting average ranked eighth in NFL history and was the highest of any player since 2012. His net punting average ranked second in NFL history. Registered 42 punts of 50 or more yards in 2017. Posted a career-best 56.8 gross punt average against Seattle (9/24/17). Notched a career-high 50.2 net punt average at Miami (10/8/17). Played in his 150th career game against Indianapolis (10/16/17). Played in his 136th consecutive game with the Titans at San Francisco (12/17/17) and in doing so, passed former linebacker Keith Bulluck (135) and former defensive end Elvin Bethea (135) for fifth place in franchise history for consecutive games played.

- Against Seattle (9/24), punted six times for 341 yards for a career-best 56.8 gross punt average. Boomed three punts of 60 or more yards and placed two kicks inside the 20-yard line. Flipped field position by nailing a 62-yard punt to the Seattle two-yard line in the first quarter.
- At Houston (10/1), punted five times for 246 yards (49.2 avg.) with one kick placed inside the 20-yard line. Flipped field position with a 54-yard punt to the Texans' 14-yard line in the third stanza.
- At Miami (10/8), tied a career-high with 10 punts for a career-best 54.9 yards (54.9 avg.) while setting a single-game career mark with a 50.2 net avg. Placed four punts inside the 20-yard line. Flipped field position with a 60-yard punt to the Dolphins' 10-yard line in the first quarter. Pinned the Dolphins deep in their own territory with a 48-yard punt that was downed at the Miami three-yard line in the opening stanza. Nailed a 58-yard punt that was fair caught at the Dolphins' 13-yard line in the second stanza. Boomed a season-long 71-yard punt from deep in his own end zone in the third quarter.
- At Cleveland (10/22), punted four times for 208 yards (52.0 avg.) with two kicks placed inside the 20-yard line. Flipped field position with a 55-yard punt to the Browns' 12-yard line in the first quarter. Pinned the Browns deep in their own territory with a 58-yard punt to the Cleveland nine-yard line late in the fourth quarter.
- Against Baltimore (11/5), punted five times for 256 yards (51.2 avg.) with three kicks placed inside the 20-yard line. Pinned the Ravens deep in their own territory with a 56-yard punt that was downed at the Baltimore six-yard line. Placed a 41-yard punt that was fair caught at the Ravens' nine-yard line in the third quarter.
- Against Cincinnati (11/12), punted six times for 339 yards (56.5 avg.) with a season-long kick of 74 yards, the second-longest kick of his career. Flipped field position with a pair of punts (74, 66) in the final stanza.
- At Arizona (12/10), punted six times for 313 yards (52.2 avg.) with two kicks placed inside the 20-yard line. Flipped field position by nailing a 54-yard punt that went out of bounds at the Arizona 12-yard line early in the second quarter.
- At San Francisco (12/17), punted twice for 111 yards (55.5 avg.) with one kick placed inside the 20-yard line. Played in his 136th consecutive game with the Titans. In doing so, he passed former linebacker Keith Bulluck (135) and former defensive end Elvin Bethea (135) for fifth place in franchise history for consecutive games played. Flipped field position with a 59-yard punt that was downed at the San Francisco 13-yard line in the fourth quarter.
- Against Jacksonville (12/31), punted nine times for 383 yards (42.6 avg.) with four kicks placed inside the 20-yard line. Flipped field position with a 70-yard punt to the Jaguars' two-yard line in the third quarter.
- At Kansas City (1/6), punted three times for 131 yards (43.7 avg.) with two kicks placed inside the 20-yard line in his first career postseason game. Flipped field position by booming a 57-yard punt in the first stanza.

2016 (16/0 - Tennessee): Punted 77 times for 3,402 yards (44.2 avg.) with 32 kicks placed inside the 20-yard line. Registered 19 punts of 50 or more yards.

- At Detroit (9/18), punted three times for 142 yards (47.3 avg.) with one kick placed inside the 20-yard line. Pinned the Lions deep in their own territory with a 37-yard punt that was downed by Cody Riggs at the Lions' one-yard line in the second stanza.
- Against Oakland (9/25), punted six times for 311 yards (51.8 avg.) with three kicks placed inside the 20-yard line. Pinned the Raiders deep in

their own territory with a 53-yard punt that was fair caught at the Oakland seven-yard line. Boomed a 40-yard punt that was fair caught at the Raiders' nine-yard line in the second quarter. Pinned the Raiders deep in their own territory with a booming 62-yard punt that went out of bounds at the Oakland 10-yard line in the third quarter.

- Against Cleveland (10/16), punted five times for 225 yards (45.0 avg.) with three kicks placed inside the 20-yard line. Pinned the Browns deep in their own territory with a 29-yard punt that was fair caught at the Cleveland eight-yard line in the second quarter. Launched a 52-yard punt that was downed at the Browns' 11-yard line in the second stanza. Flipped field position with a 46-yard punt that was fair caught at the Browns' six-yard line in the third quarter.
- Against Indianapolis (10/23), punted four times for 188 yards (47.0 avg.) with three kicks placed inside the 20-yard line. Pinned the Colts deep in their own territory with a 29-yard punt that was downed at the Indianapolis seven-yard line in the second quarter. Boomed a 48-yard punt that was downed at the Colts' seven-yard line in the second quarter. Flipped field position with a 62-yard punt in the third quarter.
- Against Green Bay (11/13), punted four times for 166 yards (41.5 avg.). Forced a Trevor Davis muffed punt that was recovered by LeShaun Sims in the second quarter.
- At Chicago (11/27), punted four times for 177 yards (44.3 avg.) with two kicks placed inside the 20-yard line. Pinned the Bears deep in their own territory with a 44-yard punt that was fair caught at the Chicago 11-yard line.
- Against Denver (12/11), punted a season-high seven times for 308 yards (44.0 avg.) with three kicks placed inside the 20-yard line. Nailed a 43-yard punt that was fair caught at the Denver six-yard line late in the first stanza. Pinned the Broncos deep in their own territory late in the fourth quarter with a 47-yard punt that was downed by Tre McBride at the Denver two-yard line.
- At Kansas City (12/18), punted four times for 142 yards (35.5 avg.) and limited Tyreek Hill to just three return yards on three punt returns.
- Against Houston (1/1), punted five times for 211 yards (42.2 avg.) with a season-high five punts placed inside the 20-yard line. Boomed a 48-yard punt that went out of bounds at the Houston 10-yard line in the second quarter.

2015 (16/0 - Tennessee): Totaled 88 punts (tied for fifth place in franchise history), a 47.4-yard gross average (second in franchise history), a 40.3 net average (third in franchise history), a career-high 34 punts inside the 20 (third in franchise history) and only one touchback (career low). Accomplished a first-of-its-kind feat, becoming the first punter in NFL history to record 80 or more punts, a net average of 40 yards, and one or zero touchbacks in a single season. Boomed 42 punts of 50 or more yards in 2015. Placed a career-high seven punts inside the 20-yard line against Houston (12/27/15), which also qualified as the most ever recorded for the franchise (statistic tracked since 1976) and the most by any NFL punter in 2015. The seven punts inside the 20 also tied for the third-highest total in any NFL game since 1976. On his third punt of the day against Houston (12/27/15), passed Jim Norton (522) for second place on the franchise's all-time career punting list. Registered four punts at Tampa Bay (9/13/15) and became the third player in franchise history to reach 450 punts in a Titans/Oilers uniform.

- At Tampa Bay (9/13), punted four times for 189 yards (47.3 avg.) with one kick placed inside the 20-yard line. Boomed a 57-yard punt in the second quarter. Pinned the Browns deep in their territory with a 38-yard punt that was downed at the two-yard line in the third quarter.
- Against Atlanta (10/25), punted seven times for 305 yards (43.6 avg.) with five kicks placed inside the 20-yard line. Pinned Atlanta deep in their own territory with a 36-yard punt that was fair caught at the Falcons' 12-yard line. Boomed a 54-yard punt that was fair caught at the Falcons' 15-yard line. Placed a 39-yard punt that was fair caught at the Atlanta 11-yard line in the second quarter. Pinned the Falcons deep in their own territory with a 38-yard punt that went out of bounds at the Atlanta 12-yard line.
- At Houston (11/1), posted seven punts for 349 yards (49.9 avg.) with three kicks placed inside the 20-yard line and a 45.9 net avg. Six of his seven punts went at least 50 yards or pinned the Texans inside the 20. Pinned the Texans deep in their territory with a 39-yard punt that was fair caught at the Houston 10-yard line in the second quarter. Boomed a 55-yard punt that went out of bounds at the Texans' seven-yard line.
- At Jacksonville (11/19), appeared in his 100th game with the Titans and punted five times for 226 yards (45.2 avg.) with two kicks placed inside the 20-yard line.
- At New England (12/20), punted five times for 272 yards (54.4 avg.) with

one kick placed inside the 20-yard line. Boomed a 61-yard punt that Danny Amendola later fumbled setting up the Titans' first scoring drive. Boomed a 56-yard punt that went out of bounds at the Patriots' six-yard line in the third quarter.

- Against Houston (12/27), punted a season-high nine punts for 427 yards (47.4 avg.) with a career-high seven kicks placed inside the 20-yard line. Boomed a 58-yard punt to the Texans' six-yard line in the first quarter. Pinned the Texans deep in their own territory with a 31-yard punt that went out of bounds at the Houston five-yard line. Blasted a 59-yard punt to the Texans' six-yard line in the fourth quarter. On his third punt of the day, passed Jim Norton (522) for second place on the franchise's all-time career punting list.
- At Indianapolis (1/3), punted six times for 300 yards (50.0 avg.) with two kicks placed inside the 20-yard line. Pinned the Colts deep in their own territory with a 51-yard punt to the Indianapolis nine-yard line in the opening stanza. Boomed a 52-yard punt that was fair caught at the Colts' eight-yard line in the third quarter.

2014 (16/0 - Tennessee): Appeared in all 16 games and set a franchise record with a 40.8 net punt average. Punted career-high 88 times for career-best 4,118 yards (46.8 avg.) with 28 kicks placed inside the opponents' 20-yard line. His 46.8 gross average was the third-highest of his career. Boomed 37 punts of 50 or more yards in 2014. Notched a 48.8-yard net average at Baltimore (11/9/14), the third best of his career and the fourth best in team history. Notched a career-long and franchise-tying long 79-yard punt against Indianapolis (12/28/14).

- At Kansas City (9/7), punted six times for 304 yards with three kicks placed inside the 20-yard line. Boomed a 63-yard punt in the first quarter and nailed a 56-yard punt that forced the returner out of bounds at the Chiefs' two-yard line in the second quarter. His 50.7 gross average was his highest since Dec. 30, 2012 (51.0 against Jacksonville), and his 63-yard punt was his longest since a 63-yarder on Sept. 22, 2013 against the Chargers.
- At Indianapolis (9/28), saw action in his 100th career regular season game and punted six times for 265 yards (44.2 avg.) with two kicks placed inside the 20-yard line. Pinned the Colts deep in their own territory with a 35-yard punt that was fair caught at the Indianapolis nine-yard line in the third quarter.
- Against Jacksonville (10/12), punted five times for 249 yards (49.8 avg.) with three kicks placed inside the 20-yard line. Flipped field position by booming a 69-yard punt in the fourth quarter. It was the third-longest punt of his career and his longest since Dec. 2, 2012 against the Houston Texans (70 yards).
- Against Houston (10/26), totaled six punts for a 51.7-yard gross average and a 48.7 net average with two punts placed inside the 20. His net average at the time was the third best of his career and the fourth best in team history (minimum four punts). In the third quarter, he booted a punt that went 62 yards and pinned the Texans on their own two-yard line. His six punts gave him 400 total punts in a Titans uniform. He became the fourth player in franchise history to reach 400 punts, joining Craig Hentrich (861), Jim Norton (519) and Cliff Parsley (429).
- At Baltimore (11/9), punted eight times for 414 yards (51.8 avg.) with a 48.8 net avg. His 48.8-yard net average was the third best of his career and the fourth best in team history. Boomed a 58-yard punt to the Ravens' 18-yard line in the fourth quarter.
- Against N.Y. Giants (12/7), punted six times for 284 yards (47.3 avg.). In the third quarter, recorded the 500th punt of his seven-year NFL career. He also moved past Cliff Parsley (431 career punts) for third place on the team's all-time career punts list.
- Against N.Y. Jets (12/14), punted six times for 295 yards (49.2 avg.) with three kicks placed inside the 20-yard line. Pinned the Jets deep in their own territory with a 49-yard punt that was fair caught at the New York seven-yard line in the second quarter. Placed a 38-yard punt that was fair caught at the Jets' 10-yard line in the second stanza. On his third punt of the game, which marked his 432nd punt as a member of the Titans, he moved past Cliff Parsley (431 career punts) for third place on the team's all-time punting list.
- Against Indianapolis (12/28), punted seven times for 383 yards (54.7 avg.) with a career-long punt of 79 yards. Three of his kicks were placed inside the 20-yard line. His 79-yarder broke his previous career long of 71 yards (at Miami on Nov. 11, 2012) and tied the franchise record. Jim Norton set the record against Kansas City on Nov. 22, 1964, and it never was equaled until Kern's attempt. Kern punted seven times against the Colts for a gross average of 54.7 yards per punt, a net average of 46.1 yards per punt and three punts inside the 20. His gross average was the third-highest

of his career.

2013 (16/0 - Tennessee): Appeared in all 16 games and punted 78 times for 3,386 yards (43.4 avg.). Placed a career-best 32 punts inside the 20-yard line with a career-low two kicks as touchbacks. Set a career-high and a franchise record by placing six punts inside the 20-yard line against Houston (12/29/13). Boomed 24 punts of 50 or more yards in 2013.

- Against San Diego (9/22), punted three times for 140 yards (46.7 avg.) with two kicks placed inside the 20-yard line and a long of 63 yards. Flipped field position with a 63-yard punt that was downed at the Chargers' 17-yard line in the first quarter. Was credited with one rush for zero yards after fumbling a snap in the second quarter. Pinned the Chargers deep in their own territory with a 35-yard punt that was downed at the San Diego 11-yard line in the fourth quarter.

- Against N.Y. Jets (9/29), punted seven times for 293 yards (41.9 avg.) and tied a career-best with four kicks inside the 20-yard line. Boomed a 53-yard punt to the Jets' 15-yard line in the second quarter. Nailed a 50-yard punt to the Jets' 12-yard line early in the third quarter. Pinned the Jets deep in their territory with a 34-yard punt that was downed by Tommie Campbell at the New York one-yard line in the third quarter. Boomed a 54-yard punt to the Jets' 24-yard line in the third stanza.

- Against Arizona (12/15), punted three times for 145 yards (48.3 avg.) with two kicks placed inside the 20-yard line. Pinned the Cardinals deep in their own territory with a 51-yard punt that was downed at the Arizona three-yard line in the second quarter.

- Against Houston (12/29), punted six times for 253 yards (42.2 avg.) and set a franchise record with all six kicks being placed inside the 20-yard line. Pinned the Texans at their own five-yard line with a 38-yard punt late in the third quarter. Boomed a 53-yard punt that was fair caught at the Houston 10-yard line. Nailed a 56-yard punt that went out of bounds at the Texans' nine-yard line.

2012 (16/0 - Tennessee): Appeared in all 16 games and ranked fifth in the AFC with a franchise record 47.6 gross punt average. Ranked ninth in the AFC with a franchise record 40.4 net punting average. Posted career-highs with 10 punts and 391 punt yards against N.Y. Jets (12/17/12). Ranked third in franchise history with a career-best 49.0 net punting average at Jacksonville (11/25/12). Boomed a career-long 71-yard punt at Miami (11/11/12). Boomed 34 punts of 50 or more yards in 2012.

- Against New England (9/9), punted four times for 209 yards (52.3 avg.) and placed two punts inside the 20-yard line. Flipped field position by booming a 56-yard punt in the opening quarter. Nailed a 54-yard punt to the Patriots' eight-yard line late in the second quarter. Lined up in the back of the end zone and booted a 55-yard punt in the third quarter.

- At San Diego (9/16), punted seven times for a then career-best 361 yards (51.6 avg.). Notched the third-best net punt average in franchise history with a then career-high 48.6 net punt average. Boomed a 63-yard punt to the Chargers' 25-yard line in the second quarter. Nailed a 54-yard punt that was marked out of bounds at the Chargers' 16-yard line in the third quarter.

- At Houston (9/30), punted seven times for 326 yards (46.6 avg.) and placed two kicks inside the 20-yard line. Boomed a 50-yard punt to the Texans' 14-yard line in the first quarter. Pinned the Texans deep in their own territory with a 52-yard punt to the Houston 12-yard line in the second stanza. Placed a 33-yard punt that was downed at the Houston seven-yard line. Blasted a 60-yard punt to the Texans' 14-yard line late in the third quarter.

- Against Pittsburgh (10/11), punted five times for 261 yards (52.2 avg.) with two kicks placed inside the 20-yard line. Boomed a 61-yard punt to the Steelers' 15-yard line in the second quarter. Flipped field position by nailing a 58-yard punt late in the second quarter.

- At Miami (11/11), punted four times for 208 yards (52.0 avg.) with a net avg. of 48.0 yards. Placed three kicks inside the 20-yard line. Boomed a career-long 71-yard punt that rolled out of bounds at the Dolphins' 15-yard line in the first quarter. Nailed a 50-yard punt to the Dolphins' 14-yard line in the second quarter. Placed a 36-yard punt that was downed at the Miami eight-yard line in the fourth quarter.

- At Jacksonville (11/25), punted four times for 201 yards (50.3 avg.) and posted a career-best 49.0 net punting average. The net punting average ranked third in Titans' franchise history.

- Against Houston (12/2), punted six times for 303 yards (50.5 avg.) with two kicks inside the 20-yard line. Boomed a 70-yard punt to flip field position in the first quarter. Pinned the Texans deep in their own territory with a 40-yard punt that was downed at the Houston one-yard line in the second quarter. Registered a special teams tackle on coverage units.

- Against N.Y. Jets (12/17), punted a career-best 10 times for a career-high

391 yards with four kicks placed inside the 20-yard line. Pinned the Jets deep in their territory with a 44-yard punt that was fair-caught at the New York seven-yard line in the second quarter. Flipped field position with a 43-yard punt that fair-caught at the Jets' eight-yard line in the fourth quarter.

2011 (16/0 - Tennessee): Appeared in all 16 games and set a new franchise record with his 39.4-yard net average, topping Craig Hentrich's previous franchise high of 39.2 yards, set in 1998. Registered a career-high 86 punts for 3,747 yards (43.6 avg.). Set a career-high with 31 punts placed inside the 20-yard line in 2011. Ranked seventh in the AFC with a 39.4-yard net punt avg. Boomed 22 punts of 50 or more yards in 2011.

- Against Baltimore (9/18), punted three times for 119 yards with two punts placed inside the 20-yard line. Nailed a 55-yard punt in the first quarter. Pinned the Ravens deep in their own territory with a 33-yard punt that was downed by Gerald McRath at the Baltimore four-yard line in the opening stanza.

- Against Denver (9/25), punted four times for 176 yards (44.0 avg.). Boomed a 62-yard punt in the first quarter. Nailed a 51-yard punt later in the opening stanza. Kept a Titans' scoring drive alive by scooping up an errant snap and racing 21 yards down the right sideline in the second quarter.

- Against Houston (10/23), punted seven times for 319 yards (45.6 avg.) with two kicks inside the 20-yard line. Tallied a 44-yard punt that was downed at the Texans' eight-yard line in the first quarter. Boomed a 54-yard punt in the second quarter that went out of bounds at the Texans' six-yard line. Launched a 53-yard punt early in the third quarter.

- Against Indianapolis (10/30), tied a career-high with eight punts for 330 yards (41.3 avg.). Placed a 30-yard punt that was fair caught at the Colts' 13-yard line late in the first stanza. Boomed a 55-yard punt in the third quarter and a 54-yard punt in the final stanza.

- Against Jacksonville (12/24), punted four times for 172 yards (43.0 avg.) with three kicks placed inside the 20-yard line. Nailed a 47-yard punt that was downed at the Jaguars' three-yard line in the first quarter. Placed a 30-yard punt that was downed at the Jaguars' eight-yard line in the second stanza. Boomed a 51-yard punt that was fair caught at the Jaguars' 16-yard line in the third quarter.

- At Houston (1/1), punted six times for 286 yards (47.7 avg.) and tied a season-best with four kicks placed inside the 20-yard line and a 45.8 net avg. Placed a 35-yard punt that was downed at the Texans' 10-yard line in the first quarter. Nailed a 47-yard punt that was downed at the Texans' three-yard line in the second stanza. Boomed a 58-yard punt in the third quarter. Booted a 52-yard punt that went out of bounds at the Texans' five-yard line in the fourth quarter.

2010 (16/0 - Tennessee): Appeared in all 16 games and finished fifth in the AFC with a 39.1-yard net avg. Registered career-highs with 77 punts, 3,302 yards and 39.1 net avg. Tied a career high with four punts inside the 20-yard line at San Diego (10/31/10). Set new career-high with 352 punt yards at Kansas City (12/26/10). Boomed a career-best 68-yard punt against Philadelphia (10/24/10).

- Against Oakland (9/12), punted four times for 200 yards (50.0 avg.) with two kicks placed inside the 20-yard line. Booted a 37-yard punt that was downed at the Raiders' nine-yard line in the second quarter. Boomed a 59-yard punt in the fourth quarter.

- At N.Y. Giants (9/26), punted five times for 214 yards (42.8 avg.). Placed a 37-yard punt that was downed by Michael Griffin at the Giants' one-yard line, which led to a Titans' safety in the third quarter. Boomed a 55-yard punt in the third quarter.

- At San Diego (10/31), punted six times for 279 yards (46.5 avg.) and tied a career high by placing four punts inside the Chargers' 20-yard line. Placed a 35-yard punt that was downed at the San Diego nine-yard line. Boomed a 63-yard punt late in the third quarter. Nailed a 48-yard punt that was downed at the Chargers' three-yard line.

- At Houston (11/28), punted seven times for 328 yards (46.9 avg.) with two kicks placed inside the 20-yard line. Boomed a 56-yard punt to the Houston nine-yard line in the first quarter. Nailed a 50-yard punt later in the opening stanza. Booted a 56-yard punt to the Houston 15-yard line in the third quarter.

2009 (6/0 - Denver; 10/0 - Tennessee): In 10 games with Titans, punted 37 times for 1,665 yards with 18 punts placed inside the 20-yard line and ranked fourth in the AFC with a 45.5 gross avg. Appeared in the first six games with the Denver Broncos and punted 27 times for 1,245 yards (46.1 avg.) while placing nine punts inside the 20-yard line.

- Against Dallas (10/4), boomed six punts for 305 yards (50.8 avg.) with

two kicks downed inside the 20-yard line. Nailed four punts for a 55.3 average from Denver territory.

- Against Jacksonville (11/1), made his Titans debut and punted four times for 193 yards (48.3 avg.) with three punts placed inside the 20-yard line in the Titans' 30-13 victory. Boomed a 55-yard punt that sailed out of bounds at the Jaguars' seven-yard line in the second quarter. Nailed a 51-yard punt that was downed at the Jaguars' seven-yard line during the final stanza. Perfectly placed a 37-yard punt that was downed at the Jaguars' three-yard line late in the fourth quarter.
- Against Arizona (11/29), punted four times for 184 yards (46.0 avg.) with two kicks placed inside the 20-yard line in the Titans' 20-17 come-from-behind victory. Placed a 38-yard punt that was downed at the Cardinals' 10-yard line in the fourth quarter.
- At Seattle (1/3), punted four times for 214 yards (53.5 avg.), including a career-best 46.5 net avg. and a career-long 67-yard punt in the Titans' season-ending 17-13 victory. Nailed a 56-yard punt to the Seahawks' 19-yard line in the second quarter. Booted a career-best 67-yard punt in the second stanza.

2008 (16/0 - Denver): Appeared in all 16 games and ranked fifth in the league with a 46.7-yard gross punting average that marked the third-best season total by a Bronco in club history (min. 45 punts). Received all-rookie honors from Pro Football Weekly/PFWA and The Sporting News. Punted 46 times for 2,150 yards (46.7 gross / 37.8 net) with 13 punts placed inside the 20-yard line. Tied for the third-fewest touchbacks in the NFL with four, marking the fewest in a season by a Bronco with at least 45 punts since 1997 (Tom Rouen, 4).

- Against San Diego (9/14), punted three times for 161 yards (53.7 avg.)
- Against Tampa Bay (10/5), posted five punts for 248 yards (49.6 avg.) with two kicks placed inside the 20-yard line.
- At N.Y. Jets (11/30), nailed five punts for 214 yards (42.8 avg.) with four kicks inside the 20-yard line.

COLLEGE:

- Played 47 career games at the University of Toledo, punting 189 times for 7,994 yards (42.3 avg.) with 59 punts placed inside the 20-yard line.
- Ranked second in the nation in gross punting average (46.1 yds., 52 punts for 2,399 yards) and was a finalist for the Ray Guy Award (nation's best punter) as a senior.
- Earned third team All-America honors as a senior as the only player from the Mid-American Conference to receive Associated Press All-America

honors.

- Named Mid-American Conference's Special Teams Player of the Year as a senior.
- Earned a bachelor's degree in geography from Toledo and posted a 3.38 grade point average while earning CoSIDA second-team academic all-district recognition as a senior.

PERSONAL:

- Married to Tiffany Kern and the couple has a son, Bryce Jeremiah, and two daughters, Anelle Naomi and Quinn Eliana.
- Was a two-time first-team all-state selection at Grand Island High School in Grand Island, N.Y., and averaged 39 yards per punt as a senior and 42.5 yards per punt as a junior.
- Also played basketball and was a long jumper and high hurdler on the track team in high school.
- List of favorites: (movie) "Shooter"; (TV show) "Gold Rush"; (music artist) LeCrae, Thousand Foot Krutch, KB, tobyMac; (school subject) geography; (car) 1969 Dodge Charger; (video game) "FIFA," "Tiger Woods PGA Golf"; (food) spaghetti; and (book) the Bible.
- Follow Kern on Twitter and on Instagram at @brettkern6.
- Born Brett Alan Kern on Feb. 17, 1986, in Grand Island, N.Y.

BRETT KERN'S GAME-BY-GAME

2008 Denver Broncos

Date	Opp	W/L	No	Yds	Avg	Net	TB	In 20	Lg	Blk
Sept 8	@ Oak	W	2	80	40.0	38.5	0	1	42	0
Sept 14	SD	W	3	161	53.7	42.0	1	1	64	0
Sept 21	NO	W	2	105	52.5	37.5	0	0	56	0
Sept 28	@ KC	L	2	77	38.5	38.0	0	0	51	0
Oct 5	TB	W	5	248	49.6	45.8	0	2	63	0
Oct 12	Jax	L	4	192	48.0	39.5	1	0	52	0
Oct 20	@ NE	L	5	243	48.6	32.0	1	1	62	0
Nov 2	Mia	L	4	185	46.3	45.0	0	3	61	0
Nov 6	@ Cle	W	1	29	29.0	24.0	0	0	29	0
Nov 16	@ Atl	W	3	127	42.3	39.3	0	1	52	0
Nov 23	Oak	L	2	112	56.0	11.5	0	0	60	0
Nov 30	@ NYJ	W	5	214	42.8	41.4	0	4	52	0
Dec 7	KC	W	1	52	52.0	20.0	0	0	52	0
Dec 14	@ Car	L	5	241	48.2	39.8	1	0	57	0
Dec 21	Buf	L	0	0	0.0	0.0	0	0	0	0
Dec 28	@ SD	L	2	84	42.0	34.0	0	0	46	0
Totals		8-8	46	2,150	46.7	37.8	4	13	64	0

2009 Denver Broncos/Tennessee Titans

Date	Opp	W/L	No	Yds	Avg	Net	TB	In 20	Lg	Blk
Sept 13	@ Cin	W	8	340	42.5	36.4	0	3	56	0
Sept 20	Cle	W	2	109	54.5	42.5	0	1	57	0
Sept 27	@ Oak	W	2	81	40.5	27.0	1	0	48	0
Oct 4	Dal	W	6	305	50.8	41.7	2	2	62	0
Oct 11	NE	W	5	231	46.2	37.8	1	2	64	0
Oct 19	@ SD	W	4	179	44.8	15.5	2	1	50	0
Nov 1	Jax	W	4	193	48.3	43.3	1	3	55	0
Nov 8	@ SF	W	5	217	43.4	44.0	0	2	57	0
Nov 15	Buf	W	3	119	39.7	31.3	0	2	58	0
Nov 23	@ Hou	W	4	176	44.0	41.5	0	2	51	0
Nov 29	Ari	W	4	184	46.0	41.3	1	2	56	0
Dec 6	@ Ind	L	2	78	39.0	39.0	0	1	46	0
Dec 13	StL	W	3	115	38.3	36.3	0	1	54	0
Dec 20	Mia	W	5	244	48.8	44.0	1	2	59	0
Dec 25	SD	L	3	125	41.7	39.7	0	2	46	0
Jan 3	@ Sea	W	4	214	53.5	46.5	1	1	67	0
Totals		14-2	64	2,910	45.5	38.5	10	27	67	0

* First six games with Denver; final 10 games with Tennessee

2010 Tennessee Titans

Date	Opp	W/L	No	Yds	Avg	Net	TB	In 20	Lg	Blk
Sept 12	Oak	W	4	200	50.0	44.5	0	2	60	0
Sept 19	Pit	L	5	244	48.8	42.2	0	1	57	0
Sept 26	@ NYG	W	5	214	42.8	36.6	1	1	55	0
Oct 3	Den	L	6	245	40.8	31.5	1	0	60	0
Oct 10	@ Dal	W	5	174	34.8	34.6	0	2	45	0
Oct 18	@ Jax	W	2	98	49.0	50.0	0	1	51	0
Oct 24	Phi	W	4	192	48.0	44.0	0	0	68	0
Oct 31	@ SD	L	6	279	46.5	44.2	0	4	63	0
Nov 14	@ Mia	L	5	209	41.8	37.8	1	2	52	0
Nov 21	Was	L	5	169	33.8	31.4	0	2	51	0
Nov 28	@ Hou	L	7	328	46.9	43.6	0	2	56	0
Dec 5	Jax	L	2	72	36.0	36.0	0	0	40	0
Dec 9	Ind	L	4	165	41.3	41.3	0	0	46	0
Dec 19	Hou	W	4	150	37.5	34.5	0	2	46	0
Dec 26	@ KC	L	8	352	44.0	37.0	1	3	58	0
Jan 2	@ Ind	L	5	211	42.2	42.2	0	2	48	0
Totals		6-10	77	3,302	42.9	39.1	4	24	68	0

2011 Tennessee Titans

Date	Opp	W/L	No	Yds	Avg	Net	TB	In 20	Lg	Blk
Sept 11	@ Jax	L	7	291	41.6	34.3	1	2	48	0
Sept 18	Bal	W	3	119	39.7	38.3	0	2	55	0
Sept 25	Den	W	4	176	44.0	32.3	0	0	62	0
Oct 2	@ Cle	W	6	237	39.5	36.5	0	2	64	0
Oct 9	@ Pit	L	4	169	42.3	42.3	0	1	44	0
Oct 23	Hou	L	7	319	45.6	42.7	1	2	54	0
Oct 30	Ind	W	8	330	41.3	34.1	2	2	55	0
Nov 6	Cin	L	7	320	45.7	41.6	1	1	54	0
Nov 13	@ Car	W	5	221	44.2	38.2	1	1	48	0
Nov 20	@ Atl	L	5	225	45.0	39.6	0	0	57	0
Nov 27	TB	W	3	88	29.3	29.3	0	3	41	0
Dec 4	@ Buf	W	5	239	47.8	45.8	0	4	57	0
Dec 11	NO	L	5	226	45.2	37.6	1	1	52	0
Dec 18	@ Ind	L	7	329	47.0	45.0	0	3	58	0
Dec 24	Jax	W	4	172	43.0	41.8	0	3	51	0
Jan 1	@ Hou	W	6	286	47.7	45.8	0	4	58	0
Totals		9-7	86	3,747	43.6	39.4	7	31	64	0

2012 Tennessee Titans

Date	Opp	W/L	No	Yds	Avg	Net	TB	In 20	Lg	Blk
Sept 9	NE	L	4	209	52.3	45.5	0	2	56	0
Sept 16	@ SD	L	7	361	51.6	48.6	1	3	63	0
Sept 23	Det	W	1	41	41.0	41.0	0	0	41	0
Sept 30	@ Hou	L	7	326	46.6	41.7	0	2	60	0
Oct 7	@ Min	L	6	256	42.7	42.8	0	3	53	0
Oct 11	Pit	W	5	261	52.2	44.8	1	2	61	0
Oct 21	@ Buf	W	3	124	41.3	34.7	1	2	57	0
Oct 28	Ind	L	3	130	43.3	39.0	0	1	61	0
Nov 4	Chi	L	6	299	49.8	30.0	1	1	59	1
Nov 11	@ Mia	W	4	208	52.0	48.0	0	3	71	0
Nov 25	@ Jax	L	4	201	50.3	49.0	0	1	57	0
Dec 2	Hou	L	6	303	50.5	39.3	0	2	70	0
Dec 9	@ Ind	L	3	165	55.0	47.0	0	1	57	0
Dec 17	NYJ	W	10	391	39.1	36.4	1	4	55	0
Dec 23	@ GB	L	8	376	47.0	34.4	0	2	54	0
Dec 30	Jax	W	4	204	51.0	35.8	0	1	55	1
Totals		6-10	81	3,855	47.6	40.4	5	30	71	2

2013 Tennessee Titans

Date	Opp	W/L	No	Yds	Avg	Net	TB	In 20	Lg	Blk
Sept 8	@ Pit	W	5	208	41.6	41.4	0	4	55	0
Sept 15	@ Hou	L	8	382	47.8	46.6	0	1	54	0
Sept 22	SD	W	3	140	46.7	44.3	0	2	63	0
Sept 29	NYJ	W	7	293	41.9	40.9	0	4	54	0
Oct 6	KC	L	6	272	45.3	38.8	0	2	56	0
Oct 13	@ Sea	L	4	140	35.0	31.3	0	1	46	0
Oct 20	SF	L	6	263	43.8	43.8	0	3	55	0
Nov 3	@ StL	W	5	228	45.6	35.0	1	1	55	0
Nov 10	Jax	L	5	219	43.8	42.6	0	1	53	0
Nov 14	Ind	L	3	117	39.0	34.0	0	0	48	0
Nov 24	@ Oak	W	4	163	40.8	29.0	0	1	49	1
Dec 1	@ Ind	L	6	222	37.0	32.2	0	4	35	0
Dec 8	@ Den	L	4	201	50.3	43.5	0	0	62	0
Dec 15	Ari	L	3	145	48.3	48.3	0	2	51	0
Dec 22	@ Jax	W	3	140	46.7	38.7	1	0	50	0
Dec 29	Hou	W	6	253	42.2	42.2	0	6	56	0
Totals		7-9	78	3,386	43.4	39.7	2	32	63	1

2014 Tennessee Titans

Date	Opp	W/L	No	Yds	Avg	Net	TB	In 20	Lg	Blk
Sept 7	@ KC	W	6	304	50.7	42.8	0	3	63	0
Sept 14	Dal	L	5	225	45.0	38.0	1	1	54	0
Sept 21	@ Cin	L	4	141	35.3	25.3	2	0	45	0
Sept 28	@ Ind	L	6	265	44.2	41.8	0	2	55	0
Oct 5	Cle	L	4	188	47.0	34.8	0	1	54	1
Oct 12	Jax	W	5	249	49.8	39.8	2	3	69	0
Oct 19	@ Was	L	5	196	39.2	39.0	0	2	44	0
Oct 26	Hou	L	6	310	51.7	48.7	0	2	62	0
Nov 9	@ Bal	L	8	414	51.8	48.8	0	0	58	0
Nov 17	Pit	L	4	141	35.3	31.8	0	2	51	0
Nov 23	@ Phi	L	6	294	49.0	40.7	0	2	57	0
Nov 30	@ Hou	L	5	226	45.2	41.2	0	2	58	0
Dec 7	NYG	L	6	284	47.3	39.2	0	1	55	0
Dec 14	NYJ	L	6	295	49.2	45.3	0	3	56	0
Dec 18	@ Jax	L	5	203	40.6	34.4	1	1	51	0
Dec 28	Ind	L	7	383	54.7	46.1	1	3	79	0
Totals		2-14	88	4,118	46.8	40.8	7	28	79	1

2015 Tennessee Titans

Date	Opp	W/L	No	Yds	Avg	Net	TB	In 20	Lg	Blk
Sept 13	@ TB	W	4	189	47.3	43.0	0	1	57	0
Sept 20	@ Cle	L	6	298	49.7	24.0	0	1	55	0
Sept 27	Ind	L	5	212	42.4	42.4	0	2	49	0
Oct 11	Buf	L	6	251	41.8	31.8	1	3	58	0
Oct 18	Mia	L	3	125	41.7	39.7	0	2	61	0
Oct 25	Atl	L	7	305	43.6	41.9	0	5	54	0
Nov 1	@ Hou	L	7	349	49.9	45.9	0	3	60	0
Nov 8	@ NO	W	5	253	50.6	46.4	0	2	56	0
Nov 15	Car	L	5	259	51.8	39.				

BRETT KERN'S GAME-BY-GAME CONT.

2016 Tennessee Titans

Date	Opp	W/L	No	Yds	Avg	Net	TB	In 20	Lg	Blk
Sept 11	Min	L	5	231	46.2	38.4	1	1	64	0
Sept 18	@ Det	W	3	142	47.3	39.7	0	1	54	0
Sept 25	Oak	L	6	311	51.8	45.5	0	3	62	0
Oct 2	@ Hou	L	5	257	51.4	30.6	1	1	71	0
Oct 9	@ Mia	W	5	175	35.0	17.8	0	3	51	0
Oct 16	Cle	W	5	225	45.0	43.8	0	3	52	0
Oct 23	Ind	L	4	188	47.0	42.5	0	3	62	0
Oct 27	Jax	W	4	155	38.8	38.8	0	2	44	0
Nov 6	@ SD	L	4	182	45.5	44.8	0	1	55	0
Nov 13	GB	W	4	166	41.5	38.0	0	0	46	0
Nov 20	@ Ind	L	5	219	43.8	37.4	1	1	57	0
Nov 27	@ Chi	W	4	177	44.3	43.3	0	2	47	0
Dec 11	Den	W	7	308	44.0	38.1	1	3	61	0
Dec 18	@ KC	W	4	142	35.5	34.8	0	0	38	0
Dec 24	@ Jax	L	7	313	44.7	43.3	0	3	54	0
Jan 1	Hou	W	5	211	42.2	41.0	0	5	48	0
Totals		9-7	77	3,402	44.2	38.6	4	32	71	0

2017 Tennessee Titans

Date	Opp	W/L	No	Yds	Avg	Net	TB	In 20	Lg	Blk
Sept 10	Oak	L	4	188	47.0	40.8	1	2	53	0
Sept 17	@ Jax	W	3	125	41.7	40.3	0	0	42	0
Sept 24	Sea	W	6	341	56.8	48.2	1	2	66	0
Oct 1	@ Hou	L	5	246	49.2	48.4	0	1	54	0
Oct 8	@ Mia	L	10	549	54.9	50.2	0	4	71	0
Oct 16	Ind	W	1	44	44.0	44.0	0	1	44	0
Oct 22	@ Cle	W	4	208	52.0	43.8	1	2	58	0
Nov 5	Bal	W	5	256	51.2	46.8	0	3	56	0
Nov 12	Cin	W	6	339	56.5	42.2	2	1	74	0
Nov 16	@ Pit	L	3	142	47.3	39.7	0	0	54	0
Nov 26	@ Ind	W	3	139	46.3	46.3	0	1	58	0
Dec 3	Hou	W	4	199	49.8	42.5	0	2	59	0
Dec 10	@ Ari	L	6	313	52.2	46.7	0	2	58	0
Dec 17	@ SF	L	2	111	55.5	49.5	0	1	59	0
Dec 24	LAR	L	4	145	36.3	35.5	0	2	62	0
Dec 31	Jax	W	9	383	42.6	41.1	0	4	70	0
Totals		9-7	75	3,728	49.7	44.6	5	28	74	0
Playoffs										
Jan 6	@ KC	W	3	131	43.7	41.0	0	2	57	0
Jan 13	@ NE	L	7	316	45.1	41.3	0	2	62	0
Totals		1-1	10	447	44.7	41.2	0	4	62	0

2018 Tennessee Titans

Date	Opp	W/L	No	Yds	Avg	Net	TB	In 20	Lg	Blk
Sept 9	@ Mia	L	4	179	44.8	44.5	0	4	55	0
Sept 16	Hou	W	5	261	52.2	47.2	0	1	62	0
Sept 23	@ Jax	W	6	280	46.7	41.5	1	3	54	0
Sept 30	Phi	W	5	254	50.8	38.4	1	2	58	0
Oct 7	@ Buf	L	2	106	53.0	49.0	0	1	61	0
Oct 14	Bal	L	9	375	41.7	36.1	0	3	52	0
Oct 21	@ LAC	L	2	103	51.5	44.5	0	0	54	0
Nov 5	@ Dal	W	1	45	45.0	38.0	0	1	45	0
Nov 11	NE	W	5	241	48.2	42.2	0	2	55	0
Nov 18	@ Ind	L	6	296	49.3	38.5	0	3	58	0
Nov 26	@ Hou	L	6	298	49.7	43.5	0	2	59	0
Dec 2	NYJ	W	6	266	44.3	34.6	1	1	53	1
Dec 6	Jax	W	2	118	59.0	59.0	0	1	62	0
Dec 16	@ NYG	W	5	220	44.0	43.6	0	5	57	0
Dec 22	Was	W	4	169	42.3	42.3	0	4	50	0
Dec 30	Ind	L	6	272	45.3	45.3	0	6	58	0
Totals		9-7	74	3,483	47.1	41.7	3	39	62	1

2019 Tennessee Titans

Date	Opp	W/L	No	Yds	Avg	Net	TB	In 20	Lg	Blk
Sept 8	@ Cle	W	6	277	46.2	43.2	0	3	70	0
Sept 15	Ind	L	6	288	48.0	41.0	0	2	61	0
Sept 19	@ Jax	L	8	372	46.5	40.1	2	4	63	0
Sept 29	@ Atl	W	5	225	45.0	44.6	0	5	53	0
Oct 6	Buf	L	6	300	50.0	49.7	0	1	56	0
Oct 13	@ Den	L	9	424	47.1	41.8	0	8	61	0
Oct 20	LAC	W	2	84	42.0	42.0	0	2	50	0
Oct 27	TB	W	5	248	49.6	40.6	0	1	61	0
Nov 3	@ Car	L	3	139	46.3	42.7	0	0	53	0
Nov 10	KC	W	4	204	51.0	49.8	0	2	65	0
Nov 24	Jax	W	3	132	44.0	45.7	0	1	49	0
Dec 1	@ Ind	W	5	244	48.8	42.4	0	4	65	0
Dec 8	@ Oak	W	2	102	51.0	45.0	0	0	55	0
Dec 15	Hou	L	3	145	48.3	48.3	0	1	52	0
Dec 22	NO	L	7	299	42.7	39.7	0	1	55	0
Dec 29	@ Hou	W	4	189	47.3	41.0	0	2	58	0
Totals		9-7	78	3,672	47.1	43.1	2	37	70	0
Playoffs										
Jan 4	@ NE	W	6	275	45.8	42.0	0	4	58	0
Jan 11	@ Bal	W	6	315	52.5	39.2	4	1	63	0
Jan 19	@ KC	L	3	139	46.3	44.0	0	1	53	0
Totals		2-1	15	729	48.6	41.3	4	6	63	0

2020 Tennessee Titans

Date	Opp	W/L	No	Yds	Avg	Net	TB	In 20	Lg	Blk
Sept 14	@ Den	W	4	204	51.0	47.0	0	2	66	0
Sept 20	Jax	W	3	122	40.7	40.7	0	3	57	0
Sept 27	@ Min	W	3	143	47.7	41.0	1	1	59	0
Oct 13	Buf	W	3	128	42.7	43.0	0	3	55	0
Oct 18	Hou	W	1	54	54.0	54.0	0	0	54	0
Oct 25	Pit	L	4	242	60.5	39.8	0	1	63	0
Nov 1	@ Cin	L	2	72	36.0	26.0	1	1	36	0
Nov 8	Chi	W	IR							
Nov 12	Ind	L	IR							
Nov 22	@ Bal	W	IR							
Nov 29	@ Ind	W	4	160	40.0	40.0	0	4	48	0
Dec 6	Cle	L	3	138	46.0	45.7	0	0	54	0
Dec 13	@ Jax	W	4	165	41.3	41.3	0	4	50	0
Dec 20	Det	W	1	47	47.0	48.0	0	1	47	0
Dec 27	@ GB	L	4	174	43.5	38.5	1	1	60	0
Jan 3	@ Hou	W	1	46	46.0	44.0	0	1	46	0
Totals		11-5	37	1,695	45.8	41.5	3	22	66	0
Playoffs										
Jan 10	Bal	L	5	228	45.6	45.6	0	4	53	0
Totals		0-1	5	228	45.6	45.6	0	4	53	0

2021 Tennessee Titans

Date	Opp	W/L	No	Yds	Avg	Net	TB	In 20	Lg	Blk
Sept 12	Ari	L	3	151	50.3	42.3	0	0	59	0
Sept 19	@ Sea	W	2	94	47.0	47.0	0	1	53	0
Sept 26	Ind	W	1	42	42.0	42.0	0	0	42	0
Oct 3	@ NYJ	L	IA							
Oct 10	@ Jax	W	IA							
Oct 18	Buf	W	R/C							
Oct 24	KC	W	2	94	47.0	47.0	0	2	49	0
Oct 31	@ Ind	W	4	188	47.0	40.3	0	2	52	0
Nov 7	@ LAR	W	5	217	43.4	42.0	0	3	57	0
Nov 14	NO	W	5	205	41.0	40.2	0	1	46	0
Nov 21	Hou	L	2	80	40.0	35.0	0	1	53	0
Nov 28	@ NE	L	2	95	47.5	36.0	0	0	48	0
Dec 12	Jax	W	5	192	38.4	38.4	0	2	46	0
Dec 19	@ Pit	L	3	143	47.7	34.7	0	0	54	0
Dec 23	SF	W	5	230	46.0	39.6	1	2	59	0
Jan 2	Mia	W	4	177	44.3	40.5	0	3	52	0
Jan 9	@ Hou	W	4	197	49.3	43.3	0	1	53	0
Totals		12-5	47	2,105	44.8	40.4	1	18	59	0
Playoffs										
Jan 22	Cin	L	4	166	41.5	41.5	0	3	50	0
Totals		0-1	4	166	41.5	41.5	0	3	50	0

BRETT KERN'S NFL STATISTICS

REGULAR SEASON

Year	Team	GP	No.	PUNTING								
				Yds	Avg	Ret	Yds	TB	In	Lg	Blk	Net
2008	Denver	16	46	2,150	46.7	28	330	4	13	64	0	37.8
2009	Denver/Tennessee	16	64	2,910	45.5	27	249	10	27	67	0	38.5
2010	Tennessee	16	77	3,302	42.9	35	214	4	24	68	0	39.1
2011	Tennessee	16	86	3,747	43.6	36	221	7	31	64	0	39.4
2012	Tennessee	16	81	3,855	47.6	39	405	5	30	71	2	40.4
2013	Tennessee	16	78	3,386	43.4	35	210	2	32	63	1	39.7
2014	Tennessee	16	88	4,118	46.8	43	350	7	28	79	1	40.8
2015	Tennessee	16	88	4,175	47.4	47	605	1	34	61	0	40.3
2016	Tennessee	16	77	3,402	44.2	36	347	4	32	71	0	38.6
2017	Tennessee	16	75	3,728	49.7	40	286	5	28	74	0	44.6
2018	Tennessee	16	74	3,483	47.1	33	296	3	39	62	1	41.7
2019	Tennessee	16	78	3,672	47.1	30	269	2	37	70	0	43.1
2020	Tennessee	13	37	1,695	45.8	13	100	3	22	66	0	41.5
2021	Tennessee	14	47	2,105	44.8	18	185	1	18	59	0	40.4
NFL Totals		219	996	45,728	45.9	460	4,067	58	395	79	5	40.5

PLAYOFFS

Year	Team	GP	No.	PUNTING								
				Yds	Avg	Ret	Yds	TB	In	Lg	Blk	Net
2017	Tennessee	2	10	447	44.7	5	35	0	4	62	0	41.2
2019	Tennessee	3	15	729	48.6	3	30	4	6	63	0	41.3
2020	Tennessee	1	5	228	45.6	0	0	0	4	53	0	45.6
2021	Tennessee	1	4	166	41.5	0	0	0	3	50	0	41.5
NFL Totals		7	34	1570	46.2	8	65	4	17	63	0	41.9

Single-Game Highs

Punts - 10 (Twice, last at Miami 10/8/17)
 Yards - 549 at Miami (10/8/17)
 Gross Avg. - 60.5 vs. Pittsburgh (10/25/20)
 Net Avg. - 50.2 at Miami (10/8/17)
 Long Punt - 79 vs. Indianapolis (12/28/14)
 In20 - 8 at Denver (10/13/19)

Additional Statistics

Rushing - 1 rush for 21 yards vs. Denver (9/25/11); 1 for 0 yards vs. Tampa Bay (10/27/19)
 Pass Attempts - 1 for 1 for 11 yards vs. L.A. Chargers (10/20/19); 0 for 1 vs. Houston (12/15/19)
 Tackles - 1 (2012), 1 (2018)

Playoff Single-Game Highs

Punts - 7 at New England (1/13/18)
 Yards - 316 at New England (1/13/18)
 Gross Avg. - 52.5 at Baltimore (1/11/20)
 Net Avg. - 45.6 vs. Baltimore (1/10/21)
 Long Punt - 63 at Baltimore (1/11/20)
 In20 - 4 (Twice, last vs. Baltimore 1/10/21)

Additional Playoff Statistics

Pass Attempts - 1 for 1 for 28 yards at Kansas City (1/19/20); 0 for 1 vs. Pittsburgh (10/25/20)



12 MASON KINSEY

WIDE RECEIVER • 5'10" • 198 LBS • COLLEGE: BERRY COLLEGE
 ACQUIRED: FREE AGENT - 2021 • NFL EXPERIENCE (NFL/TITANS): 1/1
 HOMETOWN: DEMOREST, GA.
 GAMES PLAYED/GAMES STARTED: 1/0 (PLAYOFFS: 0/0)

PRO: The Titans brought back Mason Kinsey during the 2021 offseason to add depth to the receiving corps and return experience. The 5-foot-10-inch, 198-pounder originally signed with the Titans as a rookie free agent following the 2020 NFL Draft but was waived during roster cuts. The Demorest, Ga., native has also spent time on the New England Patriots' practice squad. Kinsey appeared in 43 games with 35 starts over four seasons at Berry College (2016-19), and totaled 203 receptions for 3,343 yards and 50 touchdowns, all of which rank first in program history.

TITANS TIDBITS:

- At Berry College, Kinsey's career receptions (203), receiving yardage (3,343) and receiving touchdowns (50) all rank first in school history, and his career receiving yardage and touchdowns set Southern Athletic Association records.

CAREER TRANSACTIONS:

- The Demorest, Ga., native originally signed with the Titans as a rookie free agent following the 2020 NFL Draft.
- Waived by the Titans on Sept. 5, 2020.
- Signed by the New England Patriots to the team's practice squad on Sept. 8, 2020.
- Waived by the Patriots on Oct. 1, 2020.
- Signed by the Patriots to the team's practice squad on Oct. 19, 2020.
- Waived by the Patriots on Nov. 18, 2020.
- Signed by the Titans on Jan. 21, 2021.
- Waived by the Titans on Aug. 31, 2021 and signed to the team's practice squad a day later.
- Activated from the practice squad to the active roster standard elevation on Oct. 23, 2021.

SEASON RECAPS:

2021 (1/0, 0/0 - Tennessee): Saw action as a reserve in one contest. Spent the remaining 16 regular season games and the postseason contest on the team's practice squad. Made his NFL debut against Kansas City (10/24/21).

- Against Kansas City (10/24), saw action in his first NFL contest as a reserve at punt returner and registered a fair catch.

2020 (0/0 - New England): Spent a portion of the season on the Patriots' practice squad.

COLLEGE:

- Appeared in 43 games with 35 starts over four seasons at Berry College (2016-19). Totaled 203 receptions for 3,343 yards and 50 touchdowns, all of which rank first in program history. His career receiving yardage and touchdowns set Southern Athletic Association records. Added 16 kick returns for 406 yards with one score and 17 punt returns for 181 yards.
- As a senior (2019), started all 11 games and caught 65 passes for 1,221 yards and 16 touchdowns. Returned 13 kicks for 375 yards and one touchdown and returned 17 punts for 181 yards. Earned All-SAA first team recognition.
- As a junior (2018), started all 12 games and made 52 catches for 776 yards and 16 touchdowns. Earned All-SAA first-team honors.
- As a sophomore (2017), started all 12 games and totaled 77 receptions for 1,245 yards and 17 touchdowns, all of which were career highs and school records. Averaged 103.8 yards per game. Earned All-SAA first-team recognition and All-Region honors.
- As a freshman (2016), saw action in eight games and caught nine passes for 101 yards and a score.
- Majored in communications at Berry College.

PERSONAL:

- Attended Habersham Central (Ga.) where he was a two-time All-Region selection and the second all-time leading receiver in school history.
- Son of Janet and Shane Kinsey.
- Follow Kinsey on Instagram @masonkinsey12 and on Twitter @masonkinsey87.
- Born Mason Shane Kinsey on Aug. 29, 1998 in Demorest, Ga.

MASON KINSEY'S NFL STATISTICS

REGULAR SEASON		RECEIVING							RUSHING				
Year	Team	GP	GS	No	Yds	Avg	Lg	TD	Att	Yds	Avg	Lg	TD
2020	New England												
Practice Squad													
2021	Tennessee	1	0	0	0	-	0	0	0	0	-	0	0
NFL Totals		1	0	0	0	-	0	0	0	0	-	0	0

REGULAR SEASON		PUNT RETURNS					KICKOFF RETURNS					
Year	Team	No	FC	Yds	Avg	Lg	TD	No	Yds	Avg	Lg	TD
2020	New England											
Practice Squad												
2021	Tennessee	0	1	0	-	0	0	0	0	-	0	0
NFL Totals		0	1	0	-	0	0	0	0	-	0	0

Single-Game Highs

- Punt Returns -
- Punt Return Yards -
- Punt Return Long -



71 KENDALL LAMM

TACKLE • 6'5" • 310 LBS • COLLEGE: APPALACHIAN STATE
ACQUIRED: FREE AGENT - 2021 • NFL EXPERIENCE (NFL/TITANS): 7/1
HOMETOWN: CHARLOTTE, N.C.
GAMES PLAYED/GAMES STARTED: 86/28 (PLAYOFFS: 7/1)

PRO: The Titans signed tackle Kendall Lamm during the 2021 offseason to add experience to the tackle position. The 6-foot-5-inch, 310-pounder was originally signed by the Houston Texans as an undrafted free agent following the 2015 NFL Draft. In his first six seasons, Lamm has appeared in 74 games with 27 starts for the Texans (2015-18) and the Cleveland Browns (2019-2020). The Charlotte, N.C. native has primarily lined up at right tackle (15) during his NFL career, but has also made starts at left tackle (two) and as an extra tackle (10).

CAREER HIGHLIGHTS:

- In Week 13 of the 2020 season, Lamm caught his first career touchdown on a one-yard reception against the Titans.
- In 2018, he started a career-high 13 games at right tackle.
- As a rookie in 2015, Lamm saw action in 15 games and made four starts as an extra tackle. He caught one pass for seven yards.

TITANS TIDBITS:

- During the 2020 offseason, Lamm sent a letter with former Browns teammate Chris Hubbard to the Ohio Senate Judiciary Committee supporting Senate Bill 256, which would abolish the sentence of life without the possibility of parole for kids and grant parole eligibility for kids sentenced to extreme time in adult prisons. He also participated in multiple peaceful protests around the Charlotte, N.C. area to promote social justice.
- While with the Browns, Lamm was a member of the team's social justice committee.
- Lamm has represented the American Cancer Society and breast cancer awareness during My Cause My Cleats. His grandmother, Susan, was his primary caregiver for much of his life and has battled breast cancer.

CAREER TRANSACTIONS:

- The Charlotte, N.C. native originally signed with the Houston Texans as a rookie free agent on May 8, 2015.
- Waived by the Texans on Oct. 28, 2017.
- Signed by the Texans on Oct. 31, 2017.
- Signed by the Cleveland Browns as an unrestricted free agent on March 15, 2019.
- Signed by the Titans as an unrestricted free agent on March 18, 2021.

SEASON RECAPS:

2021 (12/1, 1/0 - Tennessee): Played in 12 games with one start at left tackle. Was inactive for three games and spent two contests on the reserve/COVID-19 list. Saw action as a reserve in the postseason contest.

- Against Arizona (9/12), made his Titans debut as a reserve on the offensive line. Saw action at left tackle in the third quarter when Taylor Lewan left the game with an injury.
- At Seattle (9/19), saw action as a reserve on special teams.
- Against Indianapolis (9/26), played as a reserve on special teams.
- At N.Y. Jets (10/3), saw limited action as a reserve on special teams.
- At Jacksonville (10/10), played as a reserve on special teams and as an extra tight end.
- Against Buffalo (10/18), entered the game as a reserve at left tackle after Taylor Lewan suffered an injury late in the second quarter. Was a part of an offensive front that did not allow a sack on 29 pass attempts. Helped open holes for Derrick Henry to amass 143 rushing yards and three scores on 23 carries.
- Against Kansas City (10/24), started at left tackle and helped block for an offense that registered 369 total yards while only allowing one sack on 28 pass attempts. Left the game in the second half with an injury.

- At Indianapolis (10/31), was inactive.
- At L.A. Rams (11/7), was inactive.
- Against New Orleans (11/14), played as a reserve on special teams and saw limited action left tackle when Taylor Lewan left the game briefly with an injury.
- Against Houston (11/21), saw limited action as a reserve on special teams.
- At New England (11/28), played as a reserve at left tackle for the final series.
- Against Jacksonville (12/12), saw action as a reserve on special teams.
- At Pittsburgh (12/19), played as a reserve as an extra tight end and on special teams.
- Against San Francisco (12/23), missed the game on the reserve/COVID-19 list.
- Against Miami (1/2), missed the game on the reserve/COVID-19 list.
- At Houston (1/9), was inactive.
- Against Cincinnati (1/22), saw action as a reserve on special teams in his seventh career postseason contest.

2020 (15/1, 2/0 - Cleveland): Saw action in 15 games with one start at left tackle. Was inactive for one game. Was part of an offensive line that helped the Browns finish third in the NFL in rushing yards (2,374) and fifth in yards per carry (4.8). Helped Cleveland become one of three teams to record four games with at least 200 rushing yards (Titans, Ravens). Collected his first career touchdown on a one-yard reception in Week 13, which marked the first touchdown by a Browns offensive lineman since Shaun O'Hara on Sept. 23, 2001. Saw action in both postseason games as a reserve at tackle.

- At Tennessee (12/6), caught a one-yard touchdown as an extra tight end. Marked the club's first touchdown by an offensive lineman since Shaun O'Hara (9/23/01).
- At New York Jets (12/27), started at left tackle.

2019 (4/2 - Cleveland): Played in four games and made two starts at right tackle. Missed 12 games with a knee injury. Helped open holes for Nick Chubb to finish second in the NFL with 1,494 rushing yards, the fourth-most in a single season in franchise history.

- Against Cincinnati (12/8), started at right tackle.
- At Arizona (12/15), started at right tackle.

2018 (15/13, 1/1 - Houston): Appeared in 15 games and made a career-high 13 starts at right tackle. Was inactive for one game. Started one postseason contest at right tackle.

- At Indianapolis (9/30), started at right tackle and helped the Texans gain 466 yards of total offense.
- Against Miami (10/25), started at right tackle and helped open holes for Texans rushers to gain a season-high 188 yards.
- Against Indianapolis in the Wild Card Round (1/5), started at right tackle.

2017 (10/4 - Houston): Played in 10 games with four starts. Made his first career start at left tackle and started three contests as an extra tackle.

- Against Jacksonville (9/10), started at left tackle.
- Against Arizona (11/19), started as an extra tackle and helped pave the way for the Texans to amass 134 rushing yards and 357 yards of total offense.

2016 (15/3, 2/0 - Houston): Saw action in 15 games with three starts as an extra tackle. Dressed but did not play in one contest. Appeared in both postseason games.

- Against Oakland in the Wild Card Round (1/7/17), played as an extra tackle and contributed on special teams.

2015 (15/4, 1/0 - Houston): Appeared in 15 games and made four starts as an extra tackle as a rookie. Caught one pass for seven yards. Made his postseason debut and saw action in the team's lone playoff game.

- At Carolina (9/20), made his NFL debut as a reserve at right tackle.
- Against Indianapolis (10/8), made his first career start as an extra tackle.
- At Buffalo (12/6), recorded his first career reception for a gain of seven yards.

COLLEGE:

- Was a four-year starter at Appalachian State (2011-14) where he appeared in 44 games with 42 starts at left tackle.
- As a senior (2014), started all 12 games at left tackle and was first team All-Sun Belt Conference. Allowed just two sacks over a team-high 817 snaps.
- As a junior (2013), started all 12 games at left tackle and was named first team All-Southern Conference by the league's coaches and second-team by the media.
- As a sophomore (2012), started 11 of 12 games at left tackle.
- As a redshirt freshman (2011), started seven games at left tackle.
- Redshirted in 2010.
- Graduated from Appalachian State in December 2014 with a degree in communication-public relations.

PERSONAL:

- Attended David W. Butler (Matthews, N.C.) High School, where he was first team all-state as a senior and earned all-conference recognition three times and All-Charlotte Observer honors twice.
- As a senior in 2009, Lamm helped lead Butler to a 15-0 record, the school's first state championship and a No. 2 national ranking according to PrepNation.com.
- Son of Candace Lamm.
- Follow Lamm on Twitter @Lammbo_704 and on Instagram at @k_lamm_74.
- Born Kendall Lamm on June 5, 1992 in Charlotte, N.C.

KENDALL LAMM'S NFL STATISTICS

REGULAR SEASON

Year	Team	GP	GS
2015	Houston	15	4
2016	Houston	15	3
2017	Houston	10	4
2018	Houston	15	13
2019	Cleveland	4	2
2020	Cleveland	15	1
2021	Tennessee	12	1
NFL Totals		86	28

PLAYOFFS

Year	Team	GP	GS
2015	Houston	1	0
2016	Houston	2	0
2018	Houston	1	1
2020	Cleveland	2	0
2021	Tennessee	1	0
NFL Totals		7	1

Starts Breakdown:

2015 - OT 4; 2016 - OT 3; 2017 - OT 3, LT 1; 2018 - RT 13; 2019 - RT 2; 2020 - LT 1; 2021 - LT 1

Additional Career Statistics

Receptions - 1-yard touchdown vs. Tennessee (12/6/20); seven-yard reception at Buffalo (12/6/15)
Fumble Recovery - 1 (2015)

Playoff Starts Breakdown:

2018 - RT 1



58 HAROLD LANDRY III

OUTSIDE LINEBACKER • 6'2" • 252 LBS • COLLEGE: BOSTON COLLEGE
ACQUIRED: 2ND ROUND - 2018 • NFL EXPERIENCE (NFL/TITANS): 4/4
HOMETOWN: SPRING LAKE, N.C.
GAMES PLAYED/GAMES STARTED: 64/52 (PLAYOFFS: 5/5)



PRO: The Titans traded up to select outside linebacker Harold Landry III with the 41st overall pick in the second round of the 2018 NFL Draft. From the start of his rookie season through 2020, Landry's 19 total sacks led the Titans. Other than Jevon Kearse (36.0), Landry produced the highest sack total by a Titans/Oilers player in his first three NFL seasons since individual sacks became an official NFL statistic in 1982. The 6-foot-2-inch, 252-pound defender possesses a unique ability to bend the edge as a pass rusher and use his speed, athleticism and long arms to get to the quarterback. He finished his career at Boston College ranked second in school history with 26 career sacks.

CAREER HIGHLIGHTS:

- In 2020, Landry recorded 16 starts for the second consecutive season. He led the team with 5.5 sacks, a career-high 32 quarterback pressures and a career-high 10 tackles for loss.
- In 2019, Landry started all 16 games and led the team with a career-high nine sacks. He started all three postseason games in 2019 and tallied a team-best eight quarterback pressures.
- In 2018, made his NFL debut and appeared in 15 games on the season. His 4.5 sacks tied for third on the team and his 18 quarterback pressures tied for second.

TITANS TIDBITS:

- Landry could have entered the NFL Draft following his 16.5-sack junior season at Boston College. However, he chose to stay in school and received his degree in communications in December 2017.
- Landry enjoys traveling. One of his favorite getaways is Destin, Fla.
- He and his son, Greyson, share the same June 5 birthday.
- Landry's 26 career sacks at Boston College were exceeded in school history by only Mathias Kiwanuka (37.5 from 2002-05).
- In 2016, he set a Boston College record and led the nation with 16.5 sacks. His seven forced fumbles also ranked first nationally.

CAREER TRANSACTIONS:

- The Spring Lake, N.C., native was selected by the Titans in the second round (41st overall) of the 2018 NFL Draft.

SEASON RECAPS:

2021 (17/17, 1/1): Named to his first career Pro Bowl. Started all 17 games at outside linebacker and ranked 10th in the NFL and led the team with career-high 12 sacks. Led the team with 14 tackles for loss. Ranked second on the squad with a career-best 49 quarterback pressures and tied for second on the club with 75 tackles. Added a forced fumble. Started the postseason contest and registered six tackles, including 1.5 sacks, five quarterback pressures and a stop for loss. Led the team in tackles twice in 2021 (at SEA, at NYJ). Led or tied for the team lead in sacks seven times in 2021 (vs. ARI, at NYJ, at JAX, vs. BUF, at IND, vs. JAX, vs. MIA). Led or tied for the team lead in quarterback pressures five times in 2021 (vs. ARI, vs. IND, at NYJ, vs. MIA, vs. CIN).

- Against Arizona (9/12), started at outside linebacker and collected three tackles, including a sack and team-best five quarterback pressures. Chased down Kyler Murray for a two-yard sack in the first quarter.
- At Seattle (9/19), started at outside linebacker and led the team with seven tackles to go along with a quarterback pressure.
- Against Indianapolis (9/26), started at outside linebacker in his 50th career game and tallied four tackles, including a half sack and a career-high and team-best 12 quarterback pressures. Combined with Ola Adeniyi to sack Carson Wentz for a 10-yard loss on third-and-10 late in the third

quarter.

- At N.Y. Jets (10/3), started at outside linebacker and led the team with seven tackles, including a sack, a team-best five quarterback pressures and two more tackles for loss. Stuffed Michael Carter for a four-yard loss on a short pass in the first quarter. Shot through the line and stonewalled Carter for a two-yard loss on a rush off right guard in the second quarter. Halted a Jets' drive by sacking Zach Wilson for an eight-yard loss on third-and-six late in the second quarter.
- At Jacksonville (10/10), started at outside linebacker and compiled seven tackles, including a team-high two sacks with three quarterback pressures. Stuffed James Robinson for no gain on a third-and-goal rush from the one-yard line in the second quarter. Dropped Trevor Lawrence for a four-yard sack just before halftime. Ended a Jaguars' drive by sacking Lawrence for a 13-yard loss on third-and-one in the third quarter.
- Against Buffalo (10/18), tied career-highs with eight tackles and two sacks, to go along with another stop for loss and two quarterback pressures. Became Tennessee's first player since Kyle Vanden Bosch in 2005 with two or more sacks in consecutive games. Halted a Bills' drive by sacking Josh Allen for an eight-yard loss on third-and-10 in the first quarter. Dropped Allen for a three-yard sack in the second stanza. Teamed with Naquan Jones to stuff Josh Allen for no gain on a rush up the middle in the third quarter.
- Against Kansas City (10/24), started at outside linebacker and collected a sack for the fourth straight contest. Registered three quarterback pressures. Dropped Patrick Mahomes for an eight-yard sack in the fourth quarter. With 7.5 sacks, he tied William Fuller (1991) and Kyle Vanden Bosch (2005) for most sacks by a Titans player through a season's first seven games since individual sacks became an official statistic in 1982.
- At Indianapolis (10/31), started at outside linebacker and posted five tackles, including a sack in his fifth consecutive contest. Added four quarterback pressures and a forced fumble. Ended a Colts' drive by sacking Carson Wentz for a seven-yard loss on third-and-six in the second quarter. His 8.5 sacks in 2021 are the most by a Titans/Oiler player in the first eight games of a season since individual sacks became an official statistic in 1982. Tracked down a scrambling Carson Wentz and forced a fumble that was recovered by the Colts late in the second quarter.
- At L.A. Rams (11/7), tallied five tackles, including a half sack and four quarterback pressures. Teamed with Denico Autry to sack Matthew Stafford for a six-yard loss on third-and-six late in the third quarter.
- Against New Orleans (11/14), collected five tackles, including a sack and a quarterback pressure. Sacked Trevor Siemian for a three-yard loss late in the second quarter. Registered his eighth consecutive game with at least a half sack, which extended the longest such streak of his career, joining Jevon Kearse (12 consecutive games from 1999 to 2000) as the franchise's only players to accomplish the feat since individual sacks became an official statistic in 1982.
- Against Houston (11/21), totaled five tackles, including two stops for loss to go along with a quarterback pressure. Ended his streak of eight consecutive games with at least a half sack. Stuffed Phillip Lindsey for a three-yard loss on a rush off left end early in the second quarter. Teamed with Monty Rice to stuff David Johnson for a one-yard loss in the fourth quarter. Combined with Dylan Cole to stop Rex Burkhead for no gain on a rush off left tackle late in the fourth quarter.
- At New England (11/28), recorded three tackles.
- Against Jacksonville (12/12), posted three tackles, including a sack and two quarterback pressures in the shutout victory. Halted the Jaguars' opening drive by dropping Trevor Lawrence for an eight-yard sack on third-and-11 in the first quarter. With 11 sacks in 2021, became the first Titans player with 11 sacks in a season since Jason Babin had 12.5 sacks in his

2010 Pro Bowl campaign.

- At Pittsburgh (12/19), notched two tackles with a quarterback pressure.
- Against San Francisco (12/23), tallied three tackles and a quarterback pressure. Combined with Naquan Jones to stuff Jeff Wilson Jr. for no gain on a rush up the middle in the third quarter.
- Against Miami (1/2), notched three tackles, a sack and tied for the team lead with two quarterback pressures. Combined with Zach Cunningham to stuff Phillip Lindsay for no gain on a rush up the middle in the first stanza. Forced a long field goal attempt that was no good by dropping Tua Tagovailoa for an eight-yard sack in the third quarter.
- At Houston (1/9), compiled four tackles and two quarterback pressures.
- Against Cincinnati (1/22), started at outside linebacker and posted six tackles, including 1.5 sacks and a team-high-tying five quarterback pressures. With 4.5 career postseason sacks in five games, he became the organization's first player with at least four career postseason sacks since individual sacks became an official statistic in 1982. Sacked Joe Burrow for an eight-yard loss in the first quarter. Teamed with Kyle Peko to sack Burrow for a seven-yard loss in the fourth quarter.

2020 (16/16, 1/1): Started all 16 games at outside linebacker and led the team with 5.5 sacks, 32 quarterback pressures and 10 tackles for loss. Notched 69 tackles, an interception and five passes defended. Started the postseason contest at outside linebacker and led the team with 10 tackles, including a team-high two sacks and four quarterback pressures. Led or tied for the team lead in sacks six times in 2020 (vs. BUF, vs. CHI, at BAL, at IND, at HOU, vs. BAL). Led or tied for the team lead in quarterback pressures 11 times in 2020 (at DEN, vs. JAX, vs. BUF, vs. CHI, at BAL, at IND, vs. CLE, at JAX, vs. DET, at HOU, vs. BAL). Led the team in tackles once in 2020 (vs. BAL). Tied for the team lead in passes defended twice in 2020 (vs. JAX, at CIN).

- At Denver (9/14), started at outside linebacker and collected four tackles, including a stop for loss and a team-best three quarterback pressures. Stopped Jerry Jeudy for a two-yard loss on a short pass in the fourth quarter.
- Against Jacksonville (9/20), started at outside linebacker and posted five tackles, an interception, three quarterback pressures and two passes defended. Came off the edge and deflected a pass intended for Collin Johnson in the second quarter. Sealed the victory by intercepting a Gardner Minshew II pass that was deflected by Jeffrey Simmons with 47 seconds remaining in the game.
- Against Buffalo (10/13), started at outside linebacker and tallied three tackles, including a sack. Dipped through the middle and dropped Josh Allen for a 10-yard sack in the second quarter.
- Against Houston (10/18), started at outside linebacker and produced six tackles, including a half sack, a stop for loss and two quarterback pressures. Combined with DaQuan Jones to drop Deshaun Watson for a three-yard sack early in the first quarter. Shot through the line and dropped Duke Johnson for a two-yard loss on a rush up the middle early in the second quarter.
- Against Chicago (11/8), started at outside linebacker and tallied four tackles, including a sack, a team-best four quarterback pressures and a pass defended. Sacked Nick Foles for a nine-yard loss in the third quarter. Drew an intentional grounding call with a pass rush on Foles in the third quarter. Broke up a third-and-four pass intended for Darnell Mooney in the final quarter.
- Against Indianapolis (11/12), started at outside linebacker and collected five tackles, including a stop for loss. Stuffed Jonathan Taylor for no gain on a rush up the middle in the first stanza. Dropped Jordan Wilkins for a two-yard loss on a rush off right tackle in the fourth quarter.
- At Baltimore (11/22), started at outside linebacker and totaled seven tackles, including a sack and a quarterback pressure. Combined with Rashaan Evans to stuff Lamar Jackson for no gain on a rush early in the fourth quarter. Dropped Jackson for a nine-yard sack on the second play from scrimmage in overtime to help force a three-and-out, which preceded the Titans' game-winning drive.
- At Indianapolis (11/29), started at outside linebacker and recorded a sack and two quarterback pressures. Dropped Jacoby Brissett for a nine-yard sack late in the fourth quarter.
- At Green Bay (12/27), started at outside linebacker and tied a career-high with eight tackles, including a stop for loss. Stuffed Aaron Jones for a one-yard loss on a rush off right end in the third quarter.
- At Houston (1/3), started at outside linebacker and notched four tackles, including a sack and a team-best five quarterback pressures in the Titans' division-clinching victory. Forced the Texans to settle for a field goal by dropping Deshaun Watson for a seven-yard sack on third-and-10 in the

second quarter.

- Against Baltimore (1/10), started at outside linebacker and led the team with 10 tackles, including a team-high two sacks and four quarterback pressures. His two sacks tied the franchise postseason record, as he became the fourth player in team annals to achieve the feat. Teamed with David Long Jr. to stop J.K. Dobbins for no gain on a rush off left tackle early in the second quarter. Sacked Lamar Jackson during the Ravens final drive of the first half. Dropped Jackson for a two-yard loss on a third-and-three rush up the middle in the third quarter. Sacked Jackson for no gain in the final stanza.

2019 (16/16, 3/3): Started all 16 games at outside linebacker and led the team with a career-high nine sacks. Ranked second on the squad with a career-best 28 quarterback pressures. Also notched a career-high 81 tackles, four stops for loss, an interception, a forced fumble and two fumble recoveries. Started all three postseason contests and recorded eight tackles, a sack, a team-best eight quarterback pressures, a stop for loss and a pass defended. Led or tied for the team lead in sacks eight times in 2019 (vs. IND, at ATL, vs. BUF, vs. TB, at CAR, vs. KC, vs. JAX, at IND). Led or tied for the team lead in quarterback pressures nine times in 2019 (vs. LAC, at CAR, vs. KC, vs. JAX, at IND, vs. HOU, at NE, at BAL, at KC).

- Against Indianapolis (9/15), started at outside linebacker and tallied six tackles, including a sack, a tackle for loss and a fumble recovery. Recovered a Jacoby Brissett fumble midway through the third quarter. Dropped Marlon Mack for no gain on a rush off left end in the final quarter. Ended a Colts' drive by sacking Brissett on third-and-five in the fourth quarter. Stonewalled Mack for a three-yard loss on a rush off left guard in the fourth stanza.
- At Atlanta (9/29), started at outside linebacker and registered five tackles, including a team-best and career-high two sacks. Sacked Matt Ryan for a six-yard loss in the third quarter. Ended a Falcons' drive by dropping Ryan for a nine-yard sack on fourth-and-one in the third stanza.
- Against Buffalo (10/6), started at outside linebacker and notched seven tackles, including a sack, a stop for loss and a quarterback pressure. Ended a Bills' drive by coming off the edge and sacking Josh Allen for a six-yard loss on third-and-four early in the third quarter. Teamed with Reggie Gilbert to stuff Frank Gore for a one-yard loss on a rush off left end late in the fourth quarter.
- Against L.A. Chargers (10/20), started at outside linebacker and posted three tackles, while tying for the team lead with four quarterback pressures. Teamed with Jeffery Simmons to stonewall Melvin Gordon for a one-yard loss on a rush off right tackle in the opening quarter.
- Against Tampa Bay (10/27), started at outside linebacker and tallied five tackles, including a sack, a forced fumble and a fumble recovery. Combined with Kevin Byard to stuff Ronald Jones for a two-yard loss on a rush up the middle in the first quarter. Came off the edge and sacked Jameis Winston while forcing a fumble that he recovered at the Buccaneers' 36-yard line in the final stanza.
- At Carolina (11/3), started at outside linebacker and produced seven tackles, a sack, an interception, two quarterback pressures and a stop for loss. Collected his first career interception by picking off a Kyle Allen pass that was initially tipped by Kenny Vaccaro on third-and-nine in the opening stanza. Dropped Kyle Allen for an eight-yard sack early in the second quarter. Stonewalled Kyle Allen for a two-yard loss on a bootleg run late in the game.
- Against Kansas City (11/10), started at outside linebacker and registered three tackles, including a sack and a team-high three quarterback pressures. Registered a sack in his third consecutive game. Came off the edge and sacked Patrick Mahomes for an eight-yard loss late in the second quarter.
- Against Jacksonville (11/24), started at outside linebacker and notched eight tackles, including a sack and a team-high three quarterback pressures. Knocked the Jaguars out of field goal range by dropping Nick Foles for an eight-yard sack on third-and-15 in the opening stanza. Recorded his fourth consecutive game with at least one sack.
- At Indianapolis (12/1), started at outside linebacker and posted seven tackles, a sack and a team-best four quarterback pressures. Combined with Austin Johnson to stuff Jonathan Williams for a two-yard loss on a rush off right end late in the first quarter. Dropped Jacoby Brissett for a two-yard sack early in the third quarter. Extended his streak of consecutive games with a sack to five. Stonewalled Jordan Wilkins for no gain on a rush off left end late in the third quarter.
- At Oakland (12/8), started at outside linebacker and amassed five tackles and two quarterback pressures. Dropped Jalen Richard for no gain on a rush off left tackle in the second stanza.

- At Houston (12/29), started at outside linebacker and recorded three tackles and two quarterback pressures. Teamed with Kenny Vaccaro to stuff Taiwan Jones for no gain on a rush off right end in the third quarter.
- At New England (1/4), started at outside linebacker in his postseason debut and posted a tackle, a pass defended and a team-high three quarterback pressures. Halted a Patriots' drive by stuffing Elandon Roberts for no gain on a third-and-one rush in the second stanza. Broke up a pass intended for Mohamed Sanu Jr. late in the third quarter.
- At Baltimore (1/11), started at outside linebacker and recorded five tackles, including a sack, a stop for loss and three quarterback pressures. Ended a Ravens' drive by stuffing Lamar Jackson for no gain on a fourth-and-one quarterback sneak in the third quarter. Sacked Lamar Jackson for a one-yard loss on a scramble play late in the fourth quarter.

2018 (15/3): Played in 15 games (inactive at Miami 9/9) with three starts at outside linebacker as a rookie. Tied for third on the team with 4.5 sacks and tied for second on the squad with 18 quarterback pressures. Collected 46 tackles, two stops for loss, two passes defended and a forced fumble. Notched four special teams tackles on coverage units. Was inactive for the regular season opener. Led or tied for the team lead in sacks four times in 2018 (vs. PHI, at DAL, vs. WAS, vs. IND). Led or tied for the team lead in quarterback pressures three times in 2018 (at IND, at NYG, vs. IND). Tied for the team lead in special teams tackles once in 2018 (at BUF). Saw action in his first career NFL game against Houston (9/16/18). Registered his first career sack against Philadelphia (9/30/18). Made his first career start at N.Y. Giants (12/16/18).

- Against Houston (9/16), made his NFL debut as a reserve at outside linebacker and tallied a tackle and two quarterback pressures.
- At Jacksonville (9/23), played as a reserve at outside linebacker and posted three tackles and a quarterback pressure. Halted a Jaguars' drive by stonewalling T.J. Yeldon for no gain on a short pass on third-and-10 late in the second quarter.
- Against Philadelphia (9/30), played as a reserve at outside linebacker and notched four tackles, including a sack, a stop for loss, a forced fumble and a quarterback pressure. Dropped Jay Ajayi for a two-yard loss on a short pass in the first quarter. Came off the edge and strip-sacked Carson Wentz and the fumble was recovered by Derrick Morgan at the Eagles' 35-yard line early in the fourth quarter.
- At Dallas (11/5), played as a reserve at outside linebacker and posted four tackles, including a sack, a stop for loss and a quarterback pressure. Stuffed Ezekiel Elliott for a two-yard loss on a rush off left tackle in the first stanza. Halted a Cowboys' drive by dropping Dak Prescott for an eight-yard sack in the fourth quarter.
- At Houston (11/26), saw action as a reserve at outside linebacker and recorded a career-best six tackles, including a half sack. Teamed with Bennie Logan to drop Alfred Blue for a two-yard loss on a rush off right tackle late in the third quarter. Ended a Texans' drive by combining with Brian Orakpo to sack Deshaun Watson for an eight-yard loss on third-and-three late in the third quarter.
- Against N.Y. Jets (12/2), played as a reserve at outside linebacker and tied a career-high with six tackles.
- At N.Y. Giants (12/16), made his first career NFL start at outside linebacker and posted two tackles and a team-best nine quarterback pressures in the Titans' first shutout win since 2000. Stuffed Saquon Barkley for no gain on a rush up the middle in the second quarter.
- Against Washington (12/22), started at outside linebacker and totaled five tackles, including a sack. Came off the edge and dropped Josh Johnson for a 10-yard sack on third-and-nine in the fourth quarter.
- Against Indianapolis (12/30), started at outside linebacker and registered four tackles, including a sack and a quarterback pressure. Halted a Colts' drive by coming off the edge and dropping Andrew Luck for a seven-yard sack on third-and-three early in the fourth quarter.

COLLEGE:

- In 46 career games playing defensive end for Boston College, he totaled

160 tackles, 26 sacks, 47.5 tackles for loss, seven passes defended, 10 forced fumbles, one fumble recovery and one interception. His sack total and tackles for loss total ranked second in Eagles history.

- As a senior (2017), played and started eight games before a season-ending ankle injury ended his year. Finished second on the team with five sacks and totaled 38 tackles, 8.5 tackles for loss and two passes defended. Named third-team All-ACC and SBNation honorable mention All-American.
- As a junior (2016), played in all 13 games and recorded 12 starts. Set the school's single-season record with 16.5 sacks, which led the nation. Recorded seven forced fumbles, which also led the country, while his 22 tackles for loss ranked fifth nationally and ranked second all-time for the Eagles. His numerous honors included Walter Camp second-team All-America, AP second-team All-America, Phil Steele fourth-team All-America, second-team All-ACC (Atlantic Coast Sports Media Association and head coaches), AP and Phil Steele first-team All-ACC, the Division I Gold Helmet of the Year and the George "Bulger" Lowe awards.
- As a sophomore (2015), appeared in all 12 games with 11 starts, including the final nine games of the season. Recorded 60 tackles, 15.5 tackles for a loss, 4.5 sacks, three forced fumbles and one fumble recovery. Earned honorable mention All-ACC honors from the league's coaches. He was a member of a defense that was ranked first nationally in total defense (254.3 yards per game). In the ACC, tied for fourth in forced fumbles and tied for eighth in tackles for loss.
- As a freshman (2014), appeared in all 13 games and recorded 11 tackles and 1.5 tackles for a loss.
- Graduated from Boston College with a degree in communications in December 2017.

PERSONAL:

- He and his wife, Danielle, have two sons, Greyson and Ollie.
- At Pine Forest (Fayetteville, N.C.) High School, earned Semper Fi All-America honors as a senior in 2013. Also garnered Associated Press All-State and first-team All-Conference honors in 2013. Ranked seventh among all high school players in North Carolina by Rivals.com. Named the 2013 Mid-South Defensive Player of the Year. Finished the 2013 campaign with 96 tackles (78 solo), 15 tackles for a loss and 17 sacks.
- Tallied second-team All-Conference honors in 2012.
- List of favorites: (TV show) "Suits"; (movie) "Transformers"; (musicians) 21 Savage and Drake; (song on his pregame playlist) "Dreams and Nightmares" by Meek Mill; (meal) Honeycomb cereal; (dessert) vanilla ice cream; and (throwback jersey) Dwyane Wade's Marquette jersey.
- He is the son of Doreen and Harold Landry.
- Follow Landry on Twitter and Instagram at @haroldlandry.
- Born Harold Antonio Landry III on June 5, 1996 in Spring Lake, N.C.

HAROLD LANDRY III'S GAME-BY-GAME

2018 Tennessee Titans

Date	Opp	W/L	P/S	Tot Solo Asst	Sk - Yds	QBP	TFL	Int - Yds -TD	PD	FF	FR - Yds	SpT
Sept 9	@ Mia	L	IA									
Sept 16	Hou	W	p	1 0 1	0.0 0.0	2	0 0	0 0 0 0 0 0	0	0	0	0
Sept 23	@ Jax	W	p	3 2 1	0.0 0.0	1	0 0	0 0 0 0 0 0	0	0	0	0
Sept 30	Phi	W	p	4 3 1	1.0 5.0	1	1 0	0 0 0 0 1 0	0	0	0	0
Oct 7	@ Buf	L	p	2 1 1	0.0 0.0	1	0 0	0 0 0 0 0 0	0	0	0	1
Oct 14	Bal	L	p	2 1 1	0.0 0.0	0	0 0	0 0 0 1 0 0	0	0	0	0
Oct 21	@ LAC	L	p	2 0 2	0.0 0.0	0	0 0	0 0 0 0 0 0	0	0	0	1
Nov 5	@ Dal	W	p	4 2 2	1.0 8.0	1	1 0	0 0 0 0 0 0	0	0	0	0
Nov 11	NE	W	p	2 1 1	0.0 0.0	1	0 0	0 0 0 0 0 0	0	0	0	0
Nov 18	@ Ind	L	p	3 2 1	0.0 0.0	1	0 0	0 0 0 0 0 0	0	0	0	1
Nov 26	@ Hou	L	p	6 4 2	0.5 4.0	0	0 0	0 0 0 0 0 0	0	0	0	0
Dec 2	NYJ	W	p	6 3 3	0.0 0.0	0	0 0	0 0 0 0 0 0	0	0	0	0
Dec 6	Jax	W	p	0 0 0	0.0 0.0	0	0 0	0 0 1 0 0 0	0	0	0	1
Dec 16	@ NYG	W	S	2 1 1	0.0 0.0	9	0 0	0 0 0 0 0 0	0	0	0	0
Dec 22	Was	W	S	5 3 2	1.0 10.0	0	0 0	0 0 0 0 0 0	0	0	0	0
Dec 30	Ind	L	S	4 3 1	1.0 7.0	1	0 0	0 0 0 0 0 0	0	0	0	0
Totals			9-7 15/3	46 26 20	4.5 34.0	18	2 0	0 0 2 1 0 0	4			

2019 Tennessee Titans

Date	Opp	W/L	P/S	Tot Solo Asst	Sk - Yds	QBP	TFL	Int - Yds -TD	PD	FF	FR - Yds	SpT
Sept 8	@ Cle	W	S	5 3 2	0.0 0.0	1	0 0	0 0 0 0 0 0	0	0	0	0
Sept 15	Ind	L	S	6 4 2	1.0 0.0	1	1 0	0 0 0 0 1 0	0	0	0	0
Sept 19	@ Jax	L	S	4 2 2	0.0 0.0	0	1 0	0 0 0 0 0 0	0	0	0	0
Sept 29	@ Atl	W	S	5 3 2	2.0 15.0	0	0 0	0 0 0 0 0 0	0	0	0	0
Oct 6	Buf	L	S	7 6 1	1.0 6.0	1	1 0	0 0 0 0 0 0	0	0	0	0
Oct 13	@ Den	L	S	7 6 1	0.0 0.0	1	0 0	0 0 0 0 0 0	0	0	0	0
Oct 20	LAC	W	S	3 2 1	0.0 0.0	4	0 0	0 0 0 0 0 0	0	0	0	0
Oct 27	TB	W	S	5 4 1	1.0 6.0	0	0 0	0 0 0 0 1 1	0	0	0	0
Nov 3	@ Car	L	S	7 6 1	1.0 8.0	2	1 1	0 0 1 0 0 0	0	0	0	0
Nov 10	KC	W	S	3 2 1	1.0 8.0	3	0 0	0 0 0 0 0 0	0	0	0	0
Nov 24	Jax	W	S	8 6 2	1.0 8.0	3	0 0	0 0 0 0 0 0	0	0	0	0
Dec 1	@ Ind	W	S	7 3 4	1.0 2.0	4	0 0	0 0 0 0 0 0	0	0	0	0
Dec 8	@ Oak	W	S	5 4 1	0.0 0.0	2	0 0	0 0 0 0 0 0	0	0	0	0
Dec 15	Hou	L	S	4 3 1	0.0 0.0	3	0 0	0 0 0 0 0 0	0	0	0	0
Dec 22	NO	L	S	2 1 1	0.0 0.0	1	0 0	0 0 0 0 0 0	0	0	0	0
Dec 29	@ Hou	W	S	3 1 2	0.0 0.0	2	0 0	0 0 0 0 0 0	0	0	0	0
Totals			9-7 16/16	81 56 25	9.0 53.0	28	4 1	0 0 1 1 2 0	0			
Playoffs												
Jan 4	@ NE	W	S	1 1 0	0.0 0.0	3	0 0	0 0 0 0 1 0	0	0	0	0
Jan 11	@ Bal	W	S	5 4 1	1.0 1.0	3	1 0	0 0 0 0 0 0	0	0	0	0
Jan 19	@ KC	L	S	2 1 1	0.0 0.0	2	0 0	0 0 0 0 0 0	0	0	0	0
Totals			2-1 3/3	8 6 2	1.0 1.0	8	1 0	0 0 1 0 0 0	0			

2020 Tennessee Titans

Date	Opp	W/L	P/S	Tot Solo Asst	Sk - Yds	QBP	TFL	Int - Yds -TD	PD	FF	FR - Yds	SpT
Sept 14	@ Den	W	S	4 4 0	0.0 0.0	3	1 0	0 0 0 0 0 0	0	0	0	0
Sept 20	Jax	W	S	5 2 3	0.0 0.0	3	0 1	0 0 0 2 0 0	0	0	0	0
Sept 27	@ Min	W	S	5 3 2	0.0 0.0	3	0 0	0 0 0 0 1 0	0	0	0	0
Oct 13	Buf	W	S	3 3 0	1.0 10.0	1	1 0	0 0 0 0 0 0	0	0	0	0
Oct 18	Hou	W	S	6 5 1	0.5 1.5	2	1 0	0 0 0 0 0 0	0	0	0	0
Oct 25	Pit	L	S	3 3 0	0.0 0.0	1	1 0	0 0 0 0 0 0	0	0	0	0
Nov 1	@ Cin	L	S	5 3 2	0.0 0.0	0	0 0	0 0 0 0 1 0	0	0	0	0
Nov 8	Chi	W	S	4 3 1	1.0 9.0	4	1 0	0 0 0 1 0 0	0	0	0	0
Nov 12	Ind	L	S	5 4 1	0.0 0.0	0	1 0	0 0 0 0 0 0	0	0	0	0
Nov 22	@ Bal	W	S	7 4 3	1.0 9.0	1	1 0	0 0 0 0 0 0	0	0	0	0
Nov 29	@ Ind	W	S	1 1 0	1.0 9.0	2	1 0	0 0 0 0 0 0	0	0	0	0
Dec 6	Cle	L	S	3 2 1	0.0 0.0	1	0 0	0 0 0 0 0 0	0	0	0	0
Dec 13	@ Jax	W	S	2 2 0	0.0 0.0	3	0 0	0 0 0 0 0 0	0	0	0	0
Dec 20	Det	W	S	4 1 3	0.0 0.0	3	0 0	0 0 0 0 0 0	0	0	0	0
Dec 27	@ GB	L	S	8 3 5	0.0 0.0	0	1 0	0 0 0 0 0 0	0	0	0	0
Jan 3	@ Hou	W	S	4 3 1	1.0 7.0	5	1 0	0 0 0 0 0 0	0	0	0	0
Totals			11-5 16/16	69 46 23	5.5 45.5	32	10 1	0 0 5 0 0 0	0			
Playoffs												
Jan 10	Bal	L	S	10 8 2	2.0 0.0	4	1 0	0 0 0 0 0 0	0	0	0	0
Totals			0-1 1/1	10 8 2	2.0 0.0	4	1 0	0 0 0 0 0 0	0			
2021 Tennessee Titans												
Date	Opp	W/L	P/S	Tot Solo Asst	Sk - Yds	QBP	TFL	Int - Yds -TD	PD	FF	FR - Yds	SpT
Sept 12	Ari	L	S	3 3 0	1.0 2.0	5	1 0	0 0 0 0 0 0	0	0	0	0
Sept 19	@ Sea	W	S	7 4 3	0.0 0.0	1	0 0	0 0 0 0 0 0	0	0	0	0
Sept 26	Ind	W	S	4 1 3	0.5 5.0	12	0 0	0 0 0 0 0 0	0	0	0	0
Oct 3	@ NYJ	L	S	7 5 2	1.0 8.0	5	3 0	0 0 0 0 0 0	0	0	0	0
Oct 10	@ Jax	W	S	7 6 1	2.0 17.0	3	2 0	0 0 0 0 0 0	0	0	0	0
Oct 18	Buf	W	S	8 5 3	2.0 11.0	2	1 0	0 0 0 0 0 0	0	0	0	0
Oct 24	KC	W	S	1 1 0	1.0 8.0	3	1 0	0 0 0 0 0 0	0	0	0	0
Oct 31	@ Ind	W	S	5 4 1	1.0 7.0	4	1 0	0 0 0 0 1 0	0	0	0	0
Nov 7	@ LAR	W	S	5 3 2	0.5 3.0	4	0 0	0 0 0 0 0 0	0	0	0	0
Nov 14	NO	W	S	5 4 1	1.0 3.0	1	1 0	0 0 0 0 0 0	0	0	0	0
Nov 21	Hou	L	S	5 5 0	0.0 0.0	1	2 0	0 0 0 0 0 0	0	0	0	0
Nov 28	@ NE	L	S	3 2 1	0.0 0.0	0	0 0	0 0 0 0 0 0	0	0	0	0
Dec 12	Jax	W	S	3 2 1	1.0 8.0	2	1 0	0 0 0 0 0 0	0	0	0	0
Dec 19	@ Pit	L	S	2 2 0	0.0 0.0	1	0 0	0 0 0 0 0 0	0	0	0	0
Dec 23	SF	W	S	3 1 2	0.0 0.0	1	0 0	0 0 0 0 0 0	0	0	0	0
Jan 2	Mia	W	S	3 1 2	1.0 8.0	2	1 0	0 0 0 0 0 0	0	0	0	0
Jan 9	@ Hou	W	S	4 3 1	0.0 0.0	2	0 0	0 0 0 0 0 0	0	0	0	0
Totals			12-5 17/17	75 52 23	12.0 80.0	49	14 0	0 0 0 0 1 0	0			
Playoffs												
Jan 22	Cin	L	S	6 3 3	1.5 11.5	5	1 0	0 0 0 0 0 0	0	0	0	0
Totals			0-1 1/1	6 3 3	1.5 11.5	5	1 0	0 0 0 0 0 0	0			

HAROLD LANDRY III'S NFL STATISTICS

REGULAR SEASON				TACKLES							INTERCEPTIONS					FUMBLES			
Year	Team	GP	GS	Tot	Solo	Asst	Sk	Yds	QBP	TFL	No	Yds	Lg	TD	PD	FF	FR	Yds	SpT
2018	Tennessee	15	3	46	26	20	4.5	34.0	18	2	0	0	0	0	2	1	0	0	4
2019	Tennessee	16	16	81	56	25	9.0	53.0	28	4	1	0	0	0	1	1	2	0	0
2020	Tennessee	16	16	69	46	23	5.5	45.5	32	10	1	0	0	0	5	0	0	0	0
2021	Tennessee	17	17	75	52	23	12.0	80.0	49	14	0	0	0	0	0	1	0	0	0
NFL Totals		64	52	271	180	91	31.0	212.5	127	30	2	0	0	0	8	3	2	0	4

PLAYOFFS				TACKLES							INTERCEPTIONS					FUMBLES			
Year	Team	GP	GS	Tot	Solo	Asst	Sk	Yds	QBP	TFL	No	Yds	Lg	TD	PD	FF	FR	Yds	SpT
2019	Tennessee	3	3	8	6	2	1.0	1.0	8	1	0	0	0	0	1	0	0	0	0
2020	Tennessee	1	1	10	8	2	2.0	0.0	4	1	0	0	0	0	0	0	0	0	0
2021	Tennessee	1	1	6	3	3	1.5	11.5	5	1	0	0	0	0	0	0	0	0	0
NFL Totals		5	5	24	17	7	4.5	12.5	17	3	0	0	0	0	1	0	0	0	0

Single-Game Highs

Tackles - **8 (Three times, last vs. Buffalo 10/18/21)**
 Sacks - **2 (Three times, last vs. Buffalo 10/18/21)**
 Quarterback Pressures - **12 vs. Indianapolis (9/26/21)**
 Interceptions - 1 (Twice, last vs. Jacksonville 9/20/20)
 Forced Fumbles - **1 (Three times, last at Indianapolis 10/31/21)**
 Fumble Recovery - 1 (Twice, last vs. Tampa Bay 10/27/19)
 Passes Defensed - 2 vs. Jacksonville (9/20/20)

Playoff Single-Game Highs

Tackles - 10 vs. Baltimore (1/10/21)
 Sacks - 2 vs. Baltimore (1/10/21)
 Quarterback Pressures - **5 vs. Cincinnati (1/22/22)**
 Passes Defensed - 1 at New England (1/4/20)



61 COREY LEVIN

CENTER/GUARD • 6'4" • 307 LBS • COLLEGE: CHATTANOOGA
ACQUIRED: FREE AGENT - 2021 • NFL EXPERIENCE (NFL/TITANS): 3/3
HOMETOWN: DACULA, GA.
GAMES PLAYED/GAMES STARTED: 28/1 (PLAYOFFS: 1/0)

PRO: The Titans originally selected Corey Levin with the 34th pick of the sixth round (217th overall) of the 2017 NFL Draft. He re-joined the Titans in 2021 after being claimed off waivers from the N.Y. Jets. The 6-foot-4-inch, 307-pounder has the versatility to play along the offensive line at both guard and center. A native of Dacula, Ga., Levin has also spent time with the Denver Broncos, Chicago Bears and New England Patriots.

TITANS TIDBITS:

- Levin is the first member of his immediate family to graduate from college.
- A multi-sport athlete in high school, Levin also competed in baseball as a pitcher and third baseman.
- A four-year starter at Chattanooga, Levin first began playing football at age five.

CAREER TRANSACTIONS:

- The Dacula, Ga., native was selected by the Titans in the sixth round (217th overall) of the 2017 NFL Draft.
- Waived by the Titans on Aug. 31, 2019.
- Claimed off waivers by the Denver Broncos on Sept. 1, 2019.
- Waived by the Broncos on Sept. 14, 2019 and signed to the team's practice squad three days later.
- Signed by the Chicago Bears to their active roster from the Broncos' practice squad on Nov. 30, 2019.
- Released by the Bears on Sept. 9, 2020.
- Signed by the New England Patriots to their practice squad on Sept. 9, 2020.
- Released by the Patriots from their practice squad on Sept. 11, 2020.
- Signed by the N.Y. Jets as a free agent on April 8, 2021.
- Released by the Jets on Aug. 30, 2021.
- Claimed off waivers by the Titans on Sept. 1, 2021.
- Released by the Titans on Sept. 6, 2021 and signed to the team's practice squad two days later.
- Signed by the Titans to their active roster from the practice squad on Oct. 8, 2021.

SEASON RECAPS:

2021 (12/0, 1/0 - Tennessee): Saw action as a reserve in 12 games. Spent the first four weeks of the season on the team's practice squad. Dressed but did not play in one game. Played as a reserve in the postseason contest.

- At Jacksonville (10/10), entered the game at left guard in the third quarter after Rodger Saffold left the contest with an injury.
- Against Buffalo (10/18), dressed but did not play.
- Against Kansas City (10/24), played as a reserve on special teams.
- At Indianapolis (10/31), saw action as a reserve on special teams.
- At L.A. Rams (11/7), played as a reserve on special teams.
- Against New Orleans (11/14), saw action as a reserve on special teams.
- Against Houston (11/21), saw limited action as a reserve on special teams and one snap as an extra tight end.
- At New England (11/28), played as a reserve at center for the final series.
- Against Jacksonville (12/12), saw action as a reserve on special teams.
- At Pittsburgh (12/19), played as a reserve on special teams.
- Against San Francisco (12/23), saw action as a reserve on special teams.
- Against Miami (1/2), played as a reserve on special teams.
- At Houston (1/9), saw action as a reserve on special teams.
- Against Cincinnati (1/22), made his postseason debut as a reserve on special teams.

2020 (0/0 - New England): Spent two days on the Patriots' practice squad.

2019 (0/0 - Denver; 0/0 - Chicago): Was inactive for the regular season opener with the Broncos and then spent the next 10 weeks on the team's practice squad. Signed by the Bears to their active roster from the Broncos' practice squad. Was inactive for three contests and did not play in the regular season finale for the Bears.

2018 (16/1 - Tennessee): Played in all 16 games with a start at left guard. Saw action in his first career NFL game at Miami (9/9/18). Made his first career NFL start at L.A. Chargers in London (10/21/18).

- At Miami (9/9), made his NFL debut as a reserve on special teams.
- At Jacksonville (9/23), saw action as a reserve for two snaps at left guard when Quinton Spain left the game briefly.
- Against Baltimore (10/14), entered the game as a reserve at left guard after Quinton Spain left the contest in the third quarter with an injury.
- At Los Angeles Chargers in London (10/21), made his first career NFL start at left guard and helped block for Titans' ball carriers to gain 164 yards on the ground.
- Against N.Y. Jets (12/2), entered the game at the start of the third quarter at center.
- Against Jacksonville (12/6), played limited snaps as a reserve at center.
- Against Washington (12/22), played limited snaps as an extra offensive lineman and on special teams.
- Against Indianapolis (12/30), entered the game late in the fourth quarter at left guard after Quinton Spain left the contest with an injury.

2017 (0/0, 0/0 - Tennessee): Did not play in two games and was inactive for 14 contests. Was inactive for both postseason games.

- Against Baltimore (11/5), suited up but did not play.
- Against Cincinnati (11/12), did not play.

COLLEGE:

• In four seasons at Chattanooga (2013-16), Levin appeared in 52 career games with 51 starts, 45 of which were consecutive. A three-year starter on the offensive line, Levin proved his versatility making starts at left guard and at both left and right tackle. Three of Chattanooga's top five rushing totals in school history came with Levin starting on the offensive line, and he is one of only five three-time All-Americans in school history.

- As a senior (2016), started all 13 games with 12 coming at left guard and one at right tackle. Named first-team All-American by the American Football Coaches Association and earned second-team All-American honors from the Associated Press. Also named first team All-SoCon by the league's coaches and media for the second consecutive year.
- As a junior (2015), started all 13 games with seven starts at left tackle and six at left guard. Named first-team All-American by the AFCA and second-team All-American by the Associated Press. Earned the Jacobs Blocking Award for the second consecutive year and became the first player in Chattanooga history to win that honor twice.
- As a sophomore (2014), started all 14 games with three starts at left tackle and 11 at left guard. Earned the Jacobs Blocking Award given to the top offensive lineman in the Southern Conference and was the first Moc to win the award since 1983. Named first-team All-SoCon by the league's coaches and media and earned third-team All-American honors by Sports Network.
- As a redshirt freshman (2013), appeared in all 12 games with 11 starts at left tackle. Named to the Southern Conference All-Freshman Team as well as the College Sports Journal FCS National All-Freshman Second Team.
- As a freshman (2012), redshirted.

• Graduated from Chattanooga in December 2016 with a degree in exercise science.

PERSONAL:

- Attended Dacula (Ga.) High School where he was named team captain and made the Gwinnett County All-Star team.
- Son of Grant and Linda Levin.
- Has three older sisters, Jennifer, Heather and Tiffany.
- His late father, Grant, played golf at Florida International.
- List of favorites: (TV shows) "Shameless" and "True Detective: Season 1"; (movie) "Varsity Blues"; (musician) Travis Scott; (athlete as a child) Ed Reed; and (food) pizza.
- Follow Levin on Twitter and Instagram at @Coreylevin62.
- Born Corey Michael Levin on Aug. 12, 1994 in Dacula, Ga.

COREY LEVIN'S NFL STATISTICS

REGULAR SEASON

Year	Team	GP	GS
2017	Tennessee	0	0
2018	Tennessee	16	1
2019	DEN/CHI	0	0
2020	New England	Prac Squad	
2021	Tennessee	12	0
NFL Totals		28	1

PLAYOFFS

Year	Team	GP	GS
2017	Tennessee	0	0
2021	Tennessee	1	0
NFL Totals		1	0

Starts Breakdown:

2018 - LG 1

Additional Career Statistics

Tackles - 1 (2018)



77 TAYLOR LEWAN

TACKLE • 6'7" • 309 LBS • COLLEGE: MICHIGAN
ACQUIRED: 1ST ROUND - 2014 • NFL EXPERIENCE (NFL/TITANS): 8/8
HOMETOWN: CAVE CREEK, ARIZ.
GAMES PLAYED/GAMES STARTED: 103/98 (PLAYOFFS: 6/6)



Pro Bowl: 2016, 2017, 2018

PRO: With the 11th overall selection in the 2014 NFL Draft, the Titans selected former Michigan left tackle Taylor Lewan (pronounced leh-WAHN). The 6-foot-7-inch, 309-pound lineman is considered one of the top tackles in the NFL, evidenced by his Pro Bowl berths following the 2016, 2017 and 2018 campaigns. Lewan signed a long-term extension with the club during the 2018 training camp and will be anchor for the offensive front for years to come. An outgoing personality off the field, he is tenacious and aggressive on it. At Michigan, he was a four-year starter, anchoring the line at left tackle for 48 career starts. Lewan became the first offensive tackle selected by the Titans/Oilers in the first round since tackle Brad Hopkins (13th overall) in 1993.

CAREER HIGHLIGHTS:

- In 2019, Lewan helped open holes for Derrick Henry to lead the NFL with 1,540 rushing yards.
- In 2018, Lewan was selected to his third consecutive Pro Bowl after starting 15 games at left tackle.
- In 2017, Lewan was named to his second Pro Bowl after starting every game at left tackle for the second consecutive season. He became the team's first offensive lineman to make multiple Pro Bowls since center Kevin Mawae from 2008–2009.
- In 2016, Lewan was named to his first career Pro Bowl after starting all 16 games at left tackle and blocking for the NFL's third-ranked rushing attack which averaged 136.7 rush yards per game.
- Lewan was named the Big Ten Conference Offensive Lineman of the Year in 2012 and 2013.
- At the conclusion of the 2011 season, during which Lewan helped pave the way for a pair of 1,000-yard rushers (Denard Robinson and Fitzgerald Toussaint), the Wolverines scored an overtime victory over Virginia Tech in the Sugar Bowl.

TITANS TIDBITS:

- Lewan is the co-founder of the popular podcast Bussin' With The Boys with former teammate Will Compton. The two friends host guests on an old Monte Carlo Budweiser bus and discuss any and everything.
- Lewan was the originator of the 2018 Offseason Titan Games, inspired by the popular video game Fortnite. The entire 90-man roster engaged in a contest in which two-man teams could eliminate other players anywhere other than at Saint Thomas Sports Park using foam swords. The contest lasted several weeks, and eventually fellow offensive lineman John Theus was declared the winner.
- Lewan owns a taxidermied beaver named Steve. The fedora-donning stuffed rodent, who was a gift from Lewan's wife, Taylin, makes appearances around the Titans locker room, often appearing at the locker of an unsuspecting rookie.
- Lewan chose to wear jersey number 77 at Michigan and then at the pro level because of the legacy of Wolverine tackles who have donned the number, including Jake Long and Jon Jansen.
- Lewan has a mustache tattooed on his right index finger and a stick figure tattooed on the outside edge of his right hand that he calls his "right-hand man."
- One of Lewan's close friends is former Carolina Panthers defensive end Craig Roh. The two played together as high school seniors and then went to Michigan at the same time.
- At the 2014 NFL Scouting Combine, Lewan ran the 40-yard dash in 4.87 seconds, beating all other offensive linemen in his class and clocking the fourth-fastest time among offensive linemen from 2010-14. He also ranked

among the top offensive linemen at the 2014 combine in the broad jump (first at nine feet, nine inches), vertical jump (tied for third at 30.5 inches) and three-cone drill (fourth at 7.39 seconds).

CAREER TRANSACTIONS:

- A native of Cave Creek, Ariz., Lewan was selected by the Titans in the first round (11th overall) of the 2014 NFL Draft.

SEASON RECAPS:

- 2021 (13/13, 1/1):** Started 13 games at left tackle and blocked for the NFL's fifth-ranked rushing attack. Was inactive for three contests and did not play in another game. Started the postseason contest at left tackle.
- Against Arizona (9/12), started at left tackle and left the game briefly in the third quarter with an injury.
 - At Seattle (9/19), was inactive.
 - Against Indianapolis (9/26), started at left tackle and blocked for Titans' rushers to gain 180 yards on the ground.
 - At N.Y. Jets (10/3), started at left tackle.
 - At Jacksonville (10/10), started at left tackle and helped block for Derrick Henry to amass 130 yards on the ground with three rushing touchdowns.
 - Against Buffalo (10/18), started at left tackle and was a part of an offensive front that did not allow a sack on 29 pass attempts. Helped open holes for Derrick Henry to amass 143 rushing yards and three scores on 23 carries. Left the game late in the second quarter with an injury.
 - Against Kansas City (10/24), was inactive.
 - At Indianapolis (10/31), started at left tackle and helped the offense amass 340 total yards in the victory.
 - At L.A. Rams (11/7), dressed but did not play.
 - Against New Orleans (11/14), started at left tackle.
 - Against Houston (11/21), started at left tackle.
 - At New England (11/28), started at left tackle and opened holes for Titans ball carriers to amass 270 yards on the ground, including two 100-yard rushers.
 - Against Jacksonville (12/12), started at left tackle in his 100th career regular season game.
 - At Pittsburgh (12/19), started at left tackle and helped block for Titans' ball carriers to amass 201 rushing yards.
 - Against San Francisco (12/23), was inactive.
 - Against Miami (1/2), started at left tackle and helped open holes for Titans' ball carriers to gain 198 yards on the ground with two rushing scores.
 - At Houston (1/9), started at left tackle and helped block for an offense that registered 405 total yards while only allowing one sack on 32 pass attempts.
 - Against Cincinnati (1/22), started at left tackle and helped open holes for Titans' rushers to amass 140 yards on the ground on 27 carries.
- 2020 (5/5, 0/0):** Started the first five games of the season at left tackle. Placed on injured reserve on Oct. 19 and missed the final 11 regular season games and the postseason contest.
- At Denver (9/14), started at left tackle and was a part of an offensive front that allowed the Titans to amass 377 total yards. Member of a line that allowed just one sack on 43 pass attempts.
 - Against Jacksonville (9/20), started at left tackle and helped the offense post 354 total yards.
 - Against Buffalo (10/13), started at left tackle and was a part of an offensive line that blocked for Titans' rushers to gain 139 yards on the ground while not allowing a sack on 28 pass attempts.
 - Against Houston (10/18), started at left tackle but left the game in the

third quarter with an injury. Helped the offense become the first unit in NFL history to have a passer reach 350 yards (364 by Ryan Tannehill) and a rusher reach 200 yards (212 by Derrick Henry) in a game.

2019 (12/12, 3/3): Started 12 games at left tackle and helped Derrick Henry lead the NFL with 1,540 rushing yards. Was suspended by the NFL for the first four games of the season. Started all three postseason contests at left tackle.

- Against Buffalo (10/6), returned to the lineup as a starter at left tackle.
- Against L.A. Chargers (10/20), started at left tackle and helped the offense amass 403 total yards.
- Against Kansas City (11/10), started at left tackle and helped open holes for Titans' rushers to gain 225 yards on the ground.
- Against Jacksonville (11/24), started at left tackle and blocked for Titans' ball carriers to gain 219 rushing yards.
- At Indianapolis (12/1), started at left tackle and helped open holes for Derrick Henry to collect 149 rushing yards on 26 carries.
- At Oakland (12/8), started at left tackle and was a part of an offensive front that blocked for Titans' ball carriers to gain 161 yards on the ground, while also not allowing a sack on 27 pass attempts.
- Against Houston (12/15), started at left tackle and was a member of an offensive line that opened holes for Titans' rushers to gain 163 yards on the ground.
- At Houston (12/29), started at left tackle and was a part of an offensive front that blocked for Derrick Henry to amass 211 yards on the ground and become the NFL's leading rusher in 2019.
- At New England (1/4), started at left tackle and was a member of an offensive front that opened holes for Derrick Henry to collect 182 yards on the ground.
- At Baltimore (1/11), started at left tackle and was a part of an offensive line that blocked for Derrick Henry to collect a franchise postseason record 195 rushing yards.

2018 (15/15): Named to his third consecutive Pro Bowl. Selected to the PFWA's All-AFC team. Started 15 games at left tackle. Was inactive for one contest against Houston (9/16/18).

- At Miami (9/9), started at left tackle and was a member of an offensive front that did not allow a sack on 38 pass attempts. Left the game in the third quarter with an injury.
- At Jacksonville (9/23), started at left tackle and was a part of an offensive front that opened holes for Titans' rushers to gain 150 yards on the ground.
- Against Philadelphia (9/30), started at left tackle and was a part of an offensive line that helped amass 397 total yards.
- At Buffalo (10/7), started at left tackle but left the game early in the second quarter with an injury.
- At Los Angeles Chargers in London (10/21), started at left tackle and helped block for Titans' ball carriers to gain 164 yards on the ground.
- At Dallas (11/5), started at left tackle and helped the Titans' offense accumulate 340 total yards.
- Against New England (11/11), started at left tackle and was a part of an offensive front that opened holes for Titans' rushers to gain 150 yards on the ground.
- Against Jacksonville (12/6), started at left tackle and helped open holes for Titans' ball carriers to gain 264 yards on the ground, including a franchise-best 238 rushing yards by Derrick Henry. Part of an offensive front that allowed just one sack for zero yards on 24 pass attempts.
- At N.Y. Giants (12/16), started at left tackle and helped block for Titans' rushers to amass 215 yards, including a 170-yard performance by Derrick Henry.
- Against Indianapolis (12/30), started at left tackle and was a member of an offensive front that did not allow a sack on 29 pass attempts.

2017 (16/16, 2/2): Named to his second consecutive Pro Bowl. Started all 16 games and both postseason contests at left tackle.

- Against Oakland (9/10), was a part of an offensive line that helped produce 350 total yards and allow just one sack on 41 pass attempts.
- At Jacksonville (9/17), opened holes for a rushing attack that amassed 179 yards on 36 carries (5.0 avg.). Member of a unit that allowed just one sack on 27 pass attempts.
- Against Seattle (9/24), helped block for Titans' ball carriers to collect 195 rushing yards on 35 carries (5.6 avg.). Member of an offensive front that did not allow a sack on 32 pass attempts.
- Against Indianapolis (10/16), was a member of an offensive front that helped produce 473 total yards and allow just one sack for one yard on 32 pass attempts.

- Against Baltimore (11/5), started at left tackle in his 50th career game.
- Against Cincinnati (11/12), helped open holes for Titans' rushers to gain 180 yards on the ground.
- Against Houston (12/3), helped open holes for Titans' ball carriers to gain 198 yards on 25 carries with two scores on the ground.
- At San Francisco (12/17), was a part of an offensive front that allowed just one sack on 33 pass attempts.
- Against Los Angeles Rams (12/24), was a member of an offensive line that allowed just one sack on 39 pass attempts.
- At Kansas City (1/6), started at left tackle in his first career postseason game and helped open holes for Titans' ball carriers to gain 202 rushing yards on 31 carries (6.5 avg.).

2016 (16/16): Named to the Pro Bowl. Started all 16 games at left tackle for the first time in his career and was a part of an offensive front that blocked for the NFL's third-ranked rushing attack which averaged 136.7 rush yards per game.

- At Detroit (9/18), blocked for an offense that amassed 363 total yards in a 16-15 comeback win.
- Against Oakland (9/25), was a part of an offensive line that helped produce 393 total yards and allow just one sack on 33 pass attempts.
- At Miami (10/9), was a member of an offensive front that opened holes for Titans' rushers to gain 235 yards on the ground and did not allow a sack on 29 pass attempts.
- Against Cleveland (10/16), blocked for an offense that compiled a season-high 407 total yards, including 137 rushing yards.
- Against Indianapolis (10/23), started at left tackle. Gave the Titans a 6-0 lead with his first career reception, a 10-yard touchdown, on a tackle eligible play with 9:14 left to play in the first quarter.
- Against Jacksonville (10/27), opened holes for Titans' ball carriers to accumulate 214 yards on the ground. Was a part of an offensive front that did not allow a sack in 23 pass attempts.
- At San Diego (11/6), was a part of an offensive line that did not allow a sack on 43 pass attempts.
- Against Green Bay (11/13), started at left tackle but was disqualified early in the first quarter for contacting an official.
- At Indianapolis (11/20), started at left tackle but left the game late in the fourth quarter with an injury.
- At Chicago (11/27), was a member of an offensive front that did not allow a sack on 23 pass attempts. Blocked for Titans' ball carriers to gain 149 yards on the ground.
- Against Denver (12/11), was a part of an offensive line that opened holes for Titans' rushers to amass 180 rushing yards on 42 carries in a 13-10 victory over the Broncos.
- At Kansas City (12/18), helped pave the way for Titans' ball carriers to gain 148 yards on the ground. Member of an offensive front that allowed just one sack for zero yards on 33 pass attempts.

2015 (15/15): Started 15 games at left tackle. Was inactive for the regular season finale.

- At Tampa Bay (9/13), started at left tackle and was a member of an offensive front that opened holes for Titans' rushers to gain 124 yards on the ground.
- At Cleveland (9/20), started at left tackle and helped block for Titans' ball carriers to amass 166 rushing yards on 30 carries.
- Against Indianapolis (9/27), started at left tackle and helped protect Marcus Mariota, allowing him to pass for 367 yards.
- At New Orleans (11/8), started at left tackle and was a member of an offensive line that did not allow a sack on 39 pass attempts and allowed Marcus Mariota to throw for 371 yards and four touchdowns.
- Against Jacksonville (12/6), started at left tackle and helped block for a Titans' offense that amassed 467 total yards.

2014 (11/6): Named to the *Pro Football Writers of America* All-Rookie team. Appeared in 11 games with six starts at left tackle during his rookie campaign. Was inactive for the final five games because of injury. Made his NFL debut at Kansas City (9/7/14). Made his first career NFL start at left tackle against Jacksonville (10/12/14).

- At Kansas City (9/7), made his NFL debut as a reserve on special teams. Lined up at left tackle late in the fourth quarter.
- Against Jacksonville (10/12), made his first career NFL start at left tackle.
- Against Pittsburgh (11/17), started at left tackle and was a part of an offensive front that did not allow a sack on 24 pass attempts.
- At Philadelphia (11/23), started at left tackle and left the game midway

through the fourth quarter with an injury.

COLLEGE:

- In four seasons at Michigan, Lewan appeared in 50 games with 48 starts at left tackle. He started the final 41 games of his career.
- As a senior (2013), started all 13 games at left tackle for the third consecutive season. Named first-team All-American by *Sporting News*, second-team All-American by Walter Camp, *Associated Press*, *CBSSports.com* and *SI.com*. Won the Hugh R. Rader Memorial Award for U-M's top offensive lineman and named Big Ten Rimington-Pace Offensive Lineman of the Year for second consecutive season. Added first-team All-Big Ten (coaches and media), *Sporting News* All-Big Ten, *Athlon Sports* All-Big Ten honors.
- As a junior (2012), started all 13 games at left tackle. Named first-team All-American by Walter Camp, *Associated Press*, *ESPN.com* and *SI.com*. Added Big Ten Rimington-Pace Offensive Lineman of the Year, first-team All-Big Ten (coaches and media), second-team *CBSSports.com* All-American, second-team Phil Steele Postseason All-American, first-team Phil Steele Postseason All-Big Ten, Hugh R. Rader Memorial Award. Against Massachusetts (9/15), scored a touchdown on a fumble recovery to become the first Michigan offensive lineman since 1948 (Bob Erben) to score a touchdown.
- As a sophomore (2011), started all 13 games at left tackle and helped the Wolverines to a Sugar Bowl title. Named second-team All-Big Ten by the league's coaches and honorable mention from the media.
- As a redshirt freshman (2010), appeared in 11 games and started nine contests at left tackle. Named second-team Freshman All-American by *CollegeFootballNews.com*.
- Graduated in December 2013 with a degree in general studies.

PERSONAL:

- Married to Taylin, the couple has two daughters, Wynne and Willow.
- Attended Chaparral (Scottsdale, Ariz.) High School for his senior year (2009) after spending three years at Cactus Shadows (Phoenix, Ariz.) High School. Played offensive line for the first time as a senior after previously lining up on the defensive line.
- As a senior, started every game and helped lead his team to the 2008 Class 4A-I State Championship Game.
- Senior honors included SuperPrep All-American; Under Armour All-American game participant; Frank Kush Award as the state of Arizona's top interior offensive lineman; *Arizona Republic* and *East Valley Tribune* first-team All-State; and *Desert Sky* first-team All-Region.
- Totaled 96 tackles and seven sacks as a defensive lineman, including 46 tackles and two sacks as a junior.
- List of favorites: (movies) "Animal House," "Wedding Crashers"; (TV show) "Scrubs"; (actor) Vince Vaughn; (music artist) Eric Church; (school subjects) history; (car) Ford; (favorite athlete as a child) John Elway; (video game) Super Smash Bros.; and (food) "Anything chicken."
- Follow Lewan on Twitter at @TaylorLewan77.
- Follow Lewan on Instagram at @taylorlewan.
- Born Taylor Curtis Lewan on July 22, 1991 in Loomis, Calif.

TAYLOR LEWAN'S NFL STATISTICS

REGULAR SEASON

Year	Team	GP	GS
2014	Tennessee	11	6
2015	Tennessee	15	15
2016	Tennessee	16	16
2017	Tennessee	16	16
2018	Tennessee	15	15
2019	Tennessee	12	12
2020	Tennessee	5	5
2021	Tennessee	13	13
NFL Totals		103	98

PLAYOFFS

Year	Team	GP	GS
2017	Tennessee	2	2
2019	Tennessee	3	3
2021	Tennessee	1	1
NFL Totals		6	6

Starts Breakdown:

2014 - LT 6; 2015 - LT 15; 2016 - LT 16; 2017 - LT 16 (Playoffs - LT 2); 2018 - LT 15; 2019 - LT 12 (Playoffs - LT 3); 2020 - LT 5; 2021 - LT 13 (Playoffs - LT 1)

Additional Career Statistics

Misc. Tackles - 2 (2015), 3 (2016), 1 (2018), 1 (2019)

Fumble Recovery - **1 (2021)**

Receptions - 10-yard touchdown vs. Indianapolis (10/23/16)



51 DAVID LONG JR.

LINEBACKER • 5'11" • 227 LBS • COLLEGE: WEST VIRGINIA
ACQUIRED: 6TH ROUND - 2019 • NFL EXPERIENCE (NFL/TITANS): 3/3
HOMETOWN: CINCINNATI, OHIO
GAMES PLAYED/GAMES STARTED: 38/14 (PLAYOFFS: 5/3)

PRO: The Titans selected David Long Jr. in the sixth round of the 2019 NFL Draft. The 5-foot-11-inch, 227-pound defender possesses tremendous speed for the position, displays grit and toughness, and has a knack for finding the ball carrier. He started five games in his second season with the Titans in 2020 and totaled 50 tackles, one quarterback pressure, two tackles for loss and two passes defended. At West Virginia, he was a three-year starter and amassed 252 career tackles, 14 sacks and 40 tackles for loss. The 2018 Big 12 Defensive Player of the Year led the Mountaineers in tackles during his final collegiate campaign.

CAREER HIGHLIGHTS:

- In 2020, Long appeared in 14 games with a career-high five starts and tallied career-bests in tackles (50), quarterback pressures (one), tackles for loss (two), passes defended (two) and special teams tackles (four).
- As a rookie in 2019, Long appeared in 14 games during the regular season. He also played in all three playoff contests with one start.

TITANS TIDBITS:

- David's father, David Sr., is a former professional boxer who went 12-5-2 as a heavyweight. He once fought future world champ Deontay Wilder.
- During the offseason, Long still uses on-the-bell, three-minute-round boxing training to focus on his mental awareness. In 2018, Long Jr. went into the ring with headgear against his old man for the first time. They went for three 90-second rounds. "He busted up my lip, but it was fun," Long Jr. says. "He was really iffy that I knew how to throw my hands for real. It was just jabs, but it's grown-man strength."
- Long was a high school teammate of safety Mike Edwards, who was drafted by the Tampa Bay Buccaneers in the third round of the 2019 NFL Draft.
- When Long was seven years old, he was on the back of a bike being pedaled by his older brother when he was hit by a car driven by someone who was not paying attention. He was treated at the hospital with head and arm injuries.

CAREER TRANSACTIONS:

- The Cincinnati, Ohio, native was selected by the Titans in the sixth round (188th overall) of the 2019 NFL Draft.

SEASON RECAPS:

2021 (10/9, 1/1): Played in 10 games with nine starts at linebacker and tied for second on the team with 75 tackles. Registered six quarterback pressures, four tackles for loss, two interceptions and six passes defended. Was inactive for seven games. Started the postseason contest and collected eight tackles, including a sack, a quarterback pressure and a tackle for loss. Led or tied for the team lead in tackles five times in 2021 (vs. IND, at JAX, vs. BUF, vs. KC, at IND). Led or tied for the team lead in passes defended twice in 2021 (vs. KC, at LAR). Registered his first career interception at L.A. Rams (11/7/21).

- Against Arizona (9/12), was inactive.
- At Seattle (9/19), started at linebacker and posted six tackles, including a stop for loss. Teamed with Tearl Tart to stonewall Chris Carson for a one-yard loss on a rush off right tackle in the third quarter.
- Against Indianapolis (9/26), started at linebacker and tied for the team lead with eight tackles, including a stop for loss and two quarterback pressures. Stuffed Ashton Dulin for a seven-yard loss on a jet sweep in the second quarter.
- At N.Y. Jets (10/3), started at linebacker and notched three tackles.
- At Jacksonville (10/10), started at linebacker and led the team with 12

tackles, including a stop for loss. Stuffed James Robinson for no gain on a rush up the middle on the Jaguars first play from scrimmage. Dropped Robinson for a two-yard loss on a short pass in the opening quarter.

- Against Buffalo (10/18), started at linebacker and led the team with a career-high 14 tackles. Combined with Rashaan Evans to stuff Josh Allen for no gain on a goalline sneak late in the third quarter.
- Against Kansas City (10/24), started at linebacker and tied for the team lead with eight tackles while notching a team-high two passes defended. Stuffed Darrel Williams for a one-yard loss on a rush off left guard late in the first quarter. Deflected a Patrick Mahomes pass that was then intercepted by Rashaan Evans in the second quarter.
- At Indianapolis (10/31), started at linebacker and led the team with nine tackles, to go along with two quarterback pressures and a pass defended. Teamed with Eli Ankou to stuff Jonathan Taylor for no gain on a rush up the middle in the first quarter. Defended a pass intended for T.Y. Hilton in the fourth quarter.
- At L.A. Rams (11/7), started at linebacker and tallied six tackles, his first career interception, another pass defended and two quarterback pressures. Collected his first career interception after Matthew Stafford was pressured by Jeffery Simmons in the end zone, returning the pick six yards to the Rams' two-yard line in the second quarter. Tipped a pass intended for Tyler Higbee in the fourth quarter.
- Against New Orleans (11/14), was inactive.
- Against Houston (11/21), was inactive.
- At New England (11/28), was inactive.
- Against Jacksonville (12/12), was inactive.
- At Pittsburgh (12/19), was inactive.
- Against San Francisco (12/23), was inactive.
- Against Miami (1/2), returned to the lineup as a reserve at linebacker and notched four tackles with an interception. Intercepted a Tua Tagovailoa pass intended for Mike Gesicki in the fourth quarter.
- At Houston (1/9), started at linebacker and compiled five tackles. Teamed with Zach Cunningham to drop Rex Burkhead for a one-yard loss on a rush up the middle in the second stanza. Combined with Kyle Peko to stop Burkhead for a one-yard loss on a rush off right guard in the second quarter.
- Against Cincinnati (1/22), started at linebacker and posted eight tackles, including a sack and a quarterback pressure. Teamed with Denico Autry to stuff Joe Mixon for a three-yard loss on a rush off right end in the second quarter. Dropped Joe Burrow for a sack late in the second quarter.

2020 (14/5, 1/1): Played in 14 games with five starts at linebacker and registered 50 tackles, a quarterback pressure, two stops for loss and two passes defended. Notched four special teams stops and a forced fumble on coverage units. Was inactive for one contest and missed another contest while on the reserve/COVID-19 list. Started the postseason contest and posted five tackles and a quarterback pressure. Led or tied for the team lead in tackles three times in 2020 (vs. DET, at GB, at HOU). Tied for the team lead in special teams tackles once in 2020 (vs. IND). Made his first career NFL start against Cleveland (12/6/20).

- At Denver (9/14), played as a reserve at linebacker and collected three tackles, including a stop for loss. Stopped Melvin Gordon III for a two-yard loss on a rush off left end in the third quarter.
- Against Buffalo (10/13), saw action as a reserve at linebacker and tallied two tackles. Posted two special teams stops and a forced fumble on coverage units. Forced an Andre Roberts fumble on a kickoff return that was recovered by Kareem Orr late in the fourth quarter.
- Against Indianapolis (11/12), saw action as a reserve at linebacker and collected two tackles. Registered a special teams stop on coverage units.

- At Baltimore (11/22), missed the game while on reserve/COVID-19.
- At Indianapolis (11/29), returned to the lineup as a reserve at linebacker and recorded three tackles, a quarterback pressure and a pass defended. Broke up a pass intended for Trey Burton in the fourth quarter.
- Against Cleveland (12/6), made his first career regular season start at linebacker and tallied six tackles. Combined with Jeffery Simmons to stuff Nick Chubb for no gain on a rush off left guard in the first quarter. Teamed with Tuzar Skipper to stop Kareem Hunt for no gain on a rush off right tackle in the final stanza.
- At Jacksonville (12/13), started at linebacker and notched five tackles. Teamed with Larrell Murchison to stuff Devine Ozigbo for a two-yard loss on a short pass late in the fourth quarter.
- Against Detroit (12/20), started at linebacker and led the team with a career-high 12 tackles and a pass defended. Teamed with Kevin Byard to stuff Adrian Peterson for a one-yard loss on a rush off left guard in the first quarter. Broke up a deep pass intended for Hunter Bryant in the third quarter.
- At Green Bay (12/27), started at linebacker and tied for the team lead with nine tackles, including a stop for loss. Set the edge and stuffed AJ Dillon for a three-yard loss on a rush off right end in the third quarter.
- At Houston (1/3), started at linebacker and led the team with eight tackles in the Titans' division-clinching victory. Combined with DaQuan Jones to stuff David Johnson for no gain on a short pass in the third stanza.
- Against Baltimore (1/10), started at linebacker and posted five tackles and a quarterback pressure. Teamed with Harold Landry III to stop J.K. Dobbins for no gain on a rush off left tackle early in the second quarter.

2019 (14/0, 3/1): Played in 14 games as a reserve during his rookie campaign and notched 15 tackles, two stops for loss, a pass defended, a forced fumble and two special teams tackles. Was inactive for two games. Saw action in all three postseason contests with a start at linebacker and collected 16 tackles, two stops for loss and a special teams tackle. Tied for the team lead in passes defended once (at HOU). Tied for the team lead in special teams tackles twice (vs. TB, at OAK). Appeared in his first career NFL contest against Indianapolis (9/15/19).

- Against Indianapolis (9/15), made his NFL debut as a reserve on special teams.
- Against L.A. Chargers (10/20), saw action as a reserve at linebacker and posted a tackle for loss. Shot through the line and stonewalled Melvin Gordon for a four-yard loss on a screen pass late in the first quarter.
- Against Kansas City (11/10), played as a reserve at linebacker and registered 11 tackles and a forced fumble. Forced a Damien Williams' fumble that was scooped up by Rashaan Evans and returned 53 yards for a touchdown in the second stanza.
- At Oakland (12/8), saw action as a reserve at linebacker and amassed two tackles, including a stop for loss. Tied for the team lead with a special teams tackle on coverage units. Stonewalled DeAndré Washington for a six-yard loss on a short pass in the fourth quarter.
- At Houston (12/29), played as a reserve on special teams and at linebacker late in the game. Recorded a tackle and a pass defended on defense. Broke up a pass intended for Jordan Akins late in the fourth quarter.
- At New England (1/4), made his postseason debut as a reserve at linebacker and posted five tackles.
- At Baltimore (1/11), made his first career start at linebacker and recorded eight tackles. Stuffed Gus Edwards for no gain on a rush off right guard in the first quarter. Halted a Ravens' drive by stonewalling Lamar Jackson for no gain on a fourth-and-one rush off right guard on the first play of the second quarter.
- At Kansas City (1/19), played as a reserve at linebacker and registered three tackles, including two stops for loss. Notched a special teams tackle on coverage units. Stuffed Damien Williams for two-yard losses on back-to-back rushing plays in the fourth quarter.

COLLEGE:

- During a three-year career at West Virginia, played in 34 games with 31 starts and totaled 252 tackles, 14 sacks and 40 career tackles for loss which tied for third place on West Virginia's all-time list. In his final campaign in 2018, tied for the single-season program record with 19 tackles for loss.
- As a junior (2018), started all 12 games at Will linebacker and named Big 12 Defensive Player of the Year by the coaches and the Associated Press. Garnered second-team All-America honors by the Associated Press and first-team All-Big 12 first-team accolades by the Associated Press. Led the team with 111 tackles, eight sacks and 19 tackles for loss. Finished with 10 or more tackles in six games.
- As a sophomore (2017), started nine games at Will linebacker after missing the first four games after sustaining preseason knee injury. Was the team's third-leading tackler with 76 stops, including four sacks, a team-best 16.5 tackles for loss, four passes defended and a fumble recovery. Selected All-Big 12 Conference first team by ESPN, All-Big 12 Conference second team by Athlon Sports and All-Big 12 Conference honorable mention by the Coaches. Also named WVU Defensive Player of the Year.
- As a redshirt freshman (2016), played in 13 games with 10 starts and notched 65 tackles, two sacks, 4.5 tackles for loss and a forced fumble.
- As a freshman (2015), redshirted.
- Graduated in December 2018 with a multidisciplinary studies degree from West Virginia.

PERSONAL:

- Attended Winton Woods (Cincinnati, Ohio) High School and finished his career with 283 career tackles, six sacks and six interceptions.
- Selected Associated Press All-Ohio Division II honorable mention and Associated Press Southwest All-District First Team Division II linebacker.
- As a senior, tallied 110 tackles, 16 tackles for loss and three sacks.
- As a junior, totaled 88 tackles, one interception and one fumble recovery.
- As a sophomore, registered 81 tackles, a sack, two fumble recoveries and an interception.
- List of favorites: (TV show) "All American"; (movies) "Remember the Titans"; (musician) Lil Wayne; (meal) pasta; (dessert) lemon cake; (childhood sports team) LeBron James' teams - Cavaliers and Heat; and (hidden talent) Beatboxing.
- Follow Long on Twitter at @David__Long.
- Follow Long on Instagram at @davidlongjr__.
- Born David Lamont Long Jr. on Oct. 12, 1996 in Cincinnati, Ohio.

DAVID LONG JR.'S GAME-BY-GAME

2019 Tennessee Titans

Date	Opp	W/L	P/S	Tot Solo	Asst	Sk	- Yds	QBP	TFL	Int - Yds	-TD	PD	FF	FR - Yds	SpT
Sept 8	@ Cle	W	IA												
Sept 15	Ind	L	p	0	0	0	0.0	0.0	0	0	0	0	0	0	0
Sept 19	@ Jax	L	p	0	0	0	0.0	0.0	0	0	0	0	0	0	0
Sept 29	@ Atl	W	IA												
Oct 6	Buf	L	p	0	0	0	0.0	0.0	0	0	0	0	0	0	0
Oct 13	@ Den	L	p	0	0	0	0.0	0.0	0	0	0	0	0	0	0
Oct 20	LAC	W	p	1	1	0	0.0	0.0	0	1	0	0	0	0	0
Oct 27	TB	W	p	0	0	0	0.0	0.0	0	0	0	0	0	0	1
Nov 3	@ Car	L	p	0	0	0	0.0	0.0	0	0	0	0	0	0	0
Nov 10	KC	W	p	11	5	6	0.0	0.0	0	0	0	0	0	1	0
Nov 24	Jax	W	p	0	0	0	0.0	0.0	0	0	0	0	0	0	0
Dec 1	@ Ind	W	p	0	0	0	0.0	0.0	0	0	0	0	0	0	0
Dec 8	@ Oak	W	p	2	1	1	0.0	0.0	0	1	0	0	0	0	1
Dec 15	Hou	L	p	0	0	0	0.0	0.0	0	0	0	0	0	0	0
Dec 22	NO	L	p	0	0	0	0.0	0.0	0	0	0	0	0	0	0
Dec 29	@ Hou	W	p	1	1	0	0.0	0.0	0	0	0	1	0	0	0
Totals	9-7	14/0		15	8	7	0.0	0.0	0	2	0	0	1	1	0
Playoffs															
Jan 4	@ NE	W	p	5	4	1	0.0	0.0	0	0	0	0	0	0	0
Jan 11	@ Bal	W	S	8	5	3	0.0	0.0	0	0	0	0	0	0	0
Jan 19	@ KC	L	p	3	2	1	0.0	0.0	0	2	0	0	0	0	1
Totals	2-1	3/1		16	11	5	0.0	0.0	0	2	0	0	0	0	1

2020 Tennessee Titans

Date	Opp	W/L	P/S	Tot Solo	Asst	Sk	- Yds	QBP	TFL	Int - Yds	-TD	PD	FF	FR - Yds	SpT
Sept 14	@ Den	W	p	3	2	1	0.0	0.0	0	1	0	0	0	0	0
Sept 20	Jax	W	p	0	0	0	0.0	0.0	0	0	0	0	0	0	0
Sept 27	@ Min	W	p	0	0	0	0.0	0.0	0	0	0	0	0	0	0
Oct 13	Buf	W	p	2	1	1	0.0	0.0	0	0	0	0	0	0	2
Oct 18	Hou	W	p	0	0	0	0.0	0.0	0	0	0	0	0	0	0
Oct 25	Pit	L	IA												
Nov 1	@ Cin	L	p	0	0	0	0.0	0.0	0	0	0	0	0	0	0
Nov 8	Chi	W	p	0	0	0	0.0	0.0	0	0	0	0	0	0	1
Nov 12	Ind	L	p	2	1	1	0.0	0.0	0	0	0	0	0	0	1
Nov 22	@ Bal	W	R/C												

Nov 29	@ Ind	W	p	3	2	1	0.0	0.0	1	0	0	0	0	1	0	0	0
Dec 6	Cle	L	S	6	3	3	0.0	0.0	0	0	0	0	0	0	0	0	0
Dec 13	@ Jax	W	S	5	2	3	0.0	0.0	0	0	0	0	0	0	0	0	0
Dec 20	Det	W	S	12	6	6	0.0	0.0	0	0	0	0	0	1	0	0	0
Dec 27	@ GB	L	S	9	8	1	0.0	0.0	0	1	0	0	0	0	0	0	0
Jan 3	@ Hou	W	S	8	3	5	0.0	0.0	0	0	0	0	0	0	0	0	0
Totals	11-5	14/5		50	28	22	0.0	0.0	1	2	0	0	0	2	0	0	4

Playoffs

Jan 10	Bal	L	S	5	4	1	0.0	0.0	1	0	0	0	0	0	0	0	0
Totals	0-1	1/1		5	4	1	0.0	0.0	1	0	0	0	0	0	0	0	0

2021 Tennessee Titans

Date	Opp	W/L	P/S	Tot Solo	Asst	Sk	- Yds	QBP	TFL	Int - Yds	-TD	PD	FF	FR - Yds	SpT		
Sept 12	Ari	L	IA														
Sept 19	@ Sea	W	S	6	2	4	0.0	0.0	0	1	0	0	0	0	0		
Sept 26	Ind	W	S	8	5	3	0.0	0.0	2	1	0	0	0	0	0		
Oct 3	@ NYJ	L	S	3	2	1	0.0	0.0	0	0	0	0	0	0	0		
Oct 10	@ Jax	W	S	12	10	2	0.0	0.0	0	1	0	0	0	0	0		
Oct 18	Buf	W	S	14	9	5	0.0	0.0	0	0	0	0	0	0	0		
Oct 24	KC	W	S	8	6	2	0.0	0.0	0	1	0	0	2	0	0		
Oct 31	@ Ind	W	S	9	6	3	0.0	0.0	2	0	0	0	1	0	0		
Nov 7	@ LAR	W	S	6	2	4	0.0	0.0	2	0	1	6	0	2	0		
Nov 14	NO	W	IA														
Nov 21	Hou	L	IA														
Nov 28	@ NE	L	IA														
Dec 12	Jax	W	IA														
Dec 19	@ Pit	L	IA														
Dec 23	SF	W	IA														
Jan 2	Mia	W	p	4	2	2	0.0	0.0	0	0	1	0	0	1	0	0	0
Jan 9	@ Hou	W	S	5	2	3	0.0	0.0	0	0	0	0	0	0	0	0	0
Totals	12-5	10/9		75	46	29	0.0	0.0	6	4	2	6	0	6	0	0	0
Playoffs																	
Jan 22	Cin	L	S	8	6	2	1.0	0.0	1	1	0	0	0	0	0	0	0
Totals	0-1	1/1		8	6	2	1.0	0.0	1	1	0	0	0	0	0	0	0

DAVID LONG JR.'S NFL STATISTICS

REGULAR SEASON

Year	Team	GP	GS	TACKLES					QBP	TFL	INTERCEPTIONS					FUMBLES			
				Tot	Solo	Asst	Sk	Yds			No	Yds	Lg	TD	PD	FF	FR	Yds	SpT
2019	Tennessee	14	0	15	8	7	0.0	0.0	0	2	0	0	0	0	1	1	0	0	2
2020	Tennessee	14	5	50	28	22	0.0	0.0	1	2	0	0	0	0	2	0	0	0	4
2021	Tennessee	10	9	75	46	29	0.0	0.0	6	4	2	6	6	0	6	0	0	0	0
NFL Totals		38	14	140	82	58	0.0	0.0	7	8	2	6	6	0	9	1	0	0	6

PLAYOFFS

Year	Team	GP	GS	TACKLES					QBP	TFL	INTERCEPTIONS					FUMBLES			
				Tot	Solo	Asst	Sk	Yds			No	Yds	Lg	TD	PD	FF	FR	Yds	SpT
2019	Tennessee	3	1	16	11	5	0.0	0.0	0	2	0	0	0	0	0	0	0	0	1
2020	Tennessee	1	1	5	4	1	0.0	0.0	1	0	0	0	0	0	0	0	0	0	0
2021	Tennessee	1	1	8	6	2	1.0	0.0	1	1	0	0	0	0	0	0	0	0	0
NFL Totals		5	3	29	21	8	1.0	0.0	2	3	0	0	0	0	0	0	0	0	1

Single-Game Highs

Tackles - **14 vs. Buffalo (10/18/21)**
 Tackle For Loss - **1 (Eight times, last vs. Kansas City 10/24/21)**
 Interceptions - **1 (Twice, last vs. Miami 1/2/22)**
 Quarterback Pressures - **2 (Three times, last at L.A. Rams 11/7/21)**
 Passes Defensed - **2 (Twice, last at L.A. Rams 11/7/21)**
 Forced Fumbles - **1 vs. Kansas City (11/10/19)**
 Special Teams Tackles - **2 vs. Buffalo (10/13/20)**

Playoff Single-Game Highs

Tackles - **8 (Twice, last vs. Cincinnati 1/22/22)**
 Tackle For Loss - **2 at Kansas City (1/19/20)**
 Quarterback Pressures - **1 (Twice, last vs. Cincinnati 1/22/22)**
 Special Teams Tackles - **1 at Kansas City (1/19/20)**

Additional Statistics

Special Teams Forced Fumble - **1 (2020)**



30 GREG MABIN

CORNERBACK • 6'2" • 200 LBS • COLLEGE: IOWA
ACQUIRED: FREE AGENT - 2021 • NFL EXPERIENCE (NFL/TITANS): 5/1
HOMETOWN: FORT LAUDERDALE, FLA.
GAMES PLAYED/GAMES STARTED: 39/7 (PLAYOFFS: 0/0)

PRO: The Titans originally signed veteran cornerback Greg Mabin to the practice squad during Week 3 of the 2020 season to bring experience to the secondary. The University of Iowa product was brought back to the Titans' active roster in Week 7 of 2021 season for the same reason. The 6-foot-2-inch, 200-pounder originally signed with the Tampa Bay Buccaneers as a rookie free agent following the 2017 NFL Draft and has also spent time with the Buffalo Bills, San Francisco 49ers, Cincinnati Bengals, Jacksonville Jaguars and Arizona Cardinals. The Fort Lauderdale, Fla., native has appeared in 34 games with five starts and totaled 34 tackles, six passes defended, one forced fumble and one fumble recovery in his career.

CAREER HIGHLIGHTS:

- In 2018, appeared in a career-high 13 games and made his first career start for the San Francisco 49ers. Totaled a career-best 11 tackles, one forced fumble and one fumble recovery on the season.

TITANS TIDBITS:

- Mabin initially accepted a scholarship to Iowa to play wide receiver. After his freshman season, Kirk Ferentz called Mabin into his office to propose a position change to cornerback. "He said my skillset would probably transition better for cornerback rather than a receiver," Mabin said.
- Mabin's father, Dr. Wesley Mabin, played cornerback at Nebraska from 1968-71 and played on two national championship teams in 1970 and 1971.
- Mabin's cousin, Jordan Mabin, player cornerback at Northwestern (2008-11) and went on to spend time with the Baltimore Ravens, Cleveland Browns, Atlanta Falcons and San Diego Chargers from 2012-15.
- Mabin's cousin, Dorin Dickerson, played tight end in the NFL from 2010-15, spending time with the Houston Texans, New England Patriots, Buffalo Bills, Detroit Lions, Pittsburgh Steelers as well as the Titans (2014-15).

CAREER TRANSACTIONS:

- The Fort Lauderdale, Fla., native was signed by the Tampa Bay Buccaneers as an undrafted free agent on May 5, 2017.
- Waived by the Buccaneers on May 8, 2017.
- Signed by the Buffalo Bills on June 1, 2017.
- Waived by the Bills on Sept. 12, 2017.
- Signed by the Bills to the team's practice squad on Sept. 14, 2017.
- Signed by the Bills to their active roster from the practice squad on Oct. 7, 2017.
- Waived by the Bills on Oct. 16, 2017.
- Signed by the San Francisco 49ers to the team's practice squad on Oct. 18, 2017.
- Signed by the 49ers to their active roster from the practice squad on Nov. 1, 2017.
- Waived by the 49ers on Oct. 30, 2018.
- Signed by the 49ers to the team's practice squad on Nov. 1, 2018.
- Signed by the 49ers to their active roster from the practice squad on Nov. 8, 2018.
- Waived injured by the 49ers on Aug. 16, 2019.
- Signed by the Cincinnati Bengals to the team's practice squad on Sept. 24, 2019.
- Signed by the Bengals to their active roster from the practice squad on Sept. 25, 2019.
- Waived by the Bengals on Oct. 7, 2019.
- Signed by the Bengals to the team's practice squad on Oct. 9, 2019.
- Signed by the Bengals to their active roster from the practice squad on

Oct. 30, 2019.

- Waived by the Bengals on Sept. 5, 2020.
- Signed by the Titans to the team's practice squad on Sept. 21, 2020.
- Released by the Titans from their practice squad on Oct. 20, 2020.
- Signed by the Titans to the team's practice squad on Nov. 9, 2020.
- Signed by the Titans to their active roster from the team's practice squad on Nov. 21, 2020.
- Released by the Titans on Nov. 24, 2020.
- Claimed off waivers by the Jacksonville Jaguars on Nov. 25, 2020.
- Signed by the Titans as a free agent on May 6, 2021.
- Released by the Titans on Aug. 10, 2021.
- Signed by the Arizona Cardinals to their practice squad on Oct. 6, 2021.
- Signed by the Titans to their active roster from the Cardinals' practice squad on Oct. 20, 2021.

SEASON RECAPS:

2021 (5/2, 0/0 - Tennessee): Saw action in five games with two starts at cornerback and registered 10 tackles and a pass defended. Was inactive for six games. Spent the postseason contest on the reserve/COVID-19 list. Signed by the Titans from the Arizona Cardinals' practice squad on Oct. 20. Tied for the team lead in passes defended once in 2021 (at PIT).

- Against Kansas City (10/24), started at cornerback in his Titans debut and collected three tackles.
- At Indianapolis (10/31), started at cornerback and posted five tackles.
- At L.A. Rams (11/7), was inactive.
- Against New Orleans (11/14), was inactive.
- Against Houston (11/21), was inactive.
- At New England (11/28), was inactive.
- Against Jacksonville (12/12), returned to the lineup as a reserve at cornerback and posted two tackles in the shutout victory.
- At Pittsburgh (12/19), played as a reserve at cornerback and notched a pass defended. Ended the Steelers' opening drive by breaking up a deep ball intended for Chase Claypool down the right sideline in the first quarter.
- Against San Francisco (12/23), saw limited action as a reserve on special teams.
- Against Miami (1/2), was inactive.
- At Houston (1/9), was inactive.
- Against Cincinnati (1/22), missed the game on the reserve/COVID-19 list.

2020 (0/0 - Tennessee; 5/4 - Jacksonville): Dressed in one game with the Titans but did not play. Acquired off waivers by the Jaguars on Nov. 25. Saw action in five games with four starts at cornerback for the Jaguars and collected 21 tackles and three passes defended.

- Against Chicago (12/27), registered a career-high 10 tackles.

2019 (9/0 - Cincinnati): Saw action in nine games for Cincinnati and totaled one tackle and one pass defended. Played in Weeks 4 and 9-16. Was inactive for one contest.

- At Cleveland (12/8), posted one tackle.

2018 (13/1 - San Francisco): Played in 13 games and made one start for San Francisco. Was inactive for two contests. Recorded 11 tackles, one pass defended, one forced fumble and one fumble recovery.

- At Los Angeles Chargers (9/30), notched a career-best four tackles and forced one fumble, the first of his career.
- Against Chicago (12/23), posted his first career fumble recovery.

2017 (1/0 - Buffalo; 6/0 San Francisco): Appeared in seven games as a rookie, including one for Buffalo and six for San Francisco. Saw action in

GREG MABIN'S NFL STATISTICS

REGULAR SEASON				TACKLES							INTERCEPTIONS					FUMBLES			
Year	Team	GP	GS	Tot	Solo	Asst	Sk	Yds	QBP	TFL	No	Yds	Lg	TD	PD	FF	FR	Yds	SpT
2017	BUF/SF	7	0	1	1	0	0.0	0.0	0	0	0	0	0	0	1	0	0	0	1
2018	San Francisco	13	1	11	9	2	0.0	0.0	0	0	0	0	0	0	1	1	1	2	3
2019	Cincinnati	9	0	1	1	0	0.0	0.0	0	0	0	0	0	0	1	0	0	0	1
2020	TEN/JAX	5	4	21	20	1	0.0	0.0	0	0	0	0	0	0	3	0	0	0	0
2021	Tennessee	5	2	10	9	1	0.0	0.0	0	0	0	0	0	0	1	0	0	0	0
NFL Totals		39	7	44	40	4	0.0	0.0	0	0	0	0	0	0	7	1	1	2	5

PLAYOFFS				TACKLES							INTERCEPTIONS					FUMBLES			
Year	Team	GP	GS	Tot	Solo	Asst	Sk	Yds	QBP	TFL	No	Yds	Lg	TD	PD	FF	FR	Yds	SpT
2021	Tennessee	0	0	0	0	0	0.0	0.0	0	0	0	0	0	0	0	0	0	0	0
NFL Totals		0	0	0	0	0	0.0	0.0	0	0	0	0	0	0	0	0	0	0	0

Single-Game Highs

Tackles - 10 vs. Chicago (12/27/20)

Passes Defensed - **1** (Seven times, last at Pittsburgh 12/19/21)

Forced Fumble - 1 at Los Angeles Chargers (9/30/18)

Fumble Recovery - 1 against Chicago (12/23/18)

Special Teams Tackles - 1 (Five times, last at Miami 12/22/19)



81 RACEY McMATH

WIDE RECEIVER • 6'3" • 217 LBS • COLLEGE: LOUISIANA STATE
ACQUIRED: 6TH ROUND - 2021 • NFL EXPERIENCE: ROOKIE
HOMETOWN: NEW ORLEANS, LA.
GAMES PLAYED/GAMES STARTED: 9/0 (PLAYOFFS: 1/0)

PRO: The Titans selected Racey McMath with the 205th overall pick in the sixth round of the 2021 NFL Draft. The 6-foot-3 inch, 217-pound wide receiver possesses tremendous size and explosion for the position. He gained valuable experience as a special teams standout during his career at Louisiana State University, which allows him to compete immediately for a spot on the gameday roster. A native of New Orleans, La., he spent four seasons at LSU, appearing in 34 total games with six starts. He was a key contributor during the Tigers' 2019 national championship campaign.

TITANS TIDBITS:

- McMath's roommate at Louisiana State in 2019 was current Titans cornerback Kristian Fulton.
- After he was drafted, McMath listed wide receiver Julio Jones as his football role model. Less than two weeks later, the two became teammates when the Titans traded with the Atlanta Falcons to acquire Jones.
- His parents named him Racey due to the fact that during his mom's pregnancy, he never stayed still. "It felt like he was just racing in my stomach," said his mom, Pam, "so we said, 'OK, that's going to be his name—let's call him Racey.'"

CAREER TRANSACTIONS:

- The New Orleans, La., native was selected by the Titans in the sixth round (205th overall) of the 2021 NFL Draft.

SEASON RECAPS:

2021 (9/0, 1/0): Saw action in nine games as a reserve during his rookie campaign and caught two passes for eight yards. Registered four special teams tackles on coverage units. Placed on injured reserve on Nov. 13 and missed eight games before being activated from injured reserve designated to return on Dec. 11. Played as a reserve in the postseason contest. Tied for the team lead in special teams tackles once in 2021 (vs. IND). Made his NFL debut against Arizona (9/12/21).

- Against Arizona (9/12), saw action in his first NFL contest as a reserve on special teams.
- At Seattle (9/19), played as a reserve on special teams and collected a special teams stop on coverage units.
- Against Indianapolis (9/26), saw action as a reserve on special teams and at wide receiver. Tied for the team lead with a special teams tackle on coverage units.
- At N.Y. Jets (10/3), played as a reserve at wide receiver and on special teams.
- Against Jacksonville (12/12), returned to the lineup as a reserve at wide receiver and posted his first career catch for nine yards. Registered his first career reception on a jet sweep shovel pass during the Titans' final touchdown drive in the third quarter.
- At Pittsburgh (12/19), played as a reserve at wide receiver and registered a reception. Notched a special teams tackle on coverage units.
- Against San Francisco (12/23), saw action as a reserve at wide receiver and on special teams.
- Against Miami (1/2), played as a reserve at wide receiver and on special teams.
- At Houston (1/9), saw action as a reserve at wide receiver and on special teams. Set up the Titans' third touchdown of the second quarter by drawing a 45-yard pass interference penalty at the Houston four-yard line.
- Against Cincinnati (1/22), made his postseason debut as a reserve at wide receiver and on special teams.

COLLEGE:

- During four seasons at Louisiana State, McMath appeared in 34 games

with six starts. His career totals included 33 receptions for 522 yards and four touchdowns. He also served as a key contributor on special teams, collecting six special teams tackles and forced a fumble.

AS A SENIOR (2020), started all six games in which he appeared and caught 14 passes for 195 yards and one touchdown. Added a pair of special teams tackles and a forced fumble.

- At Missouri (10/10), forced a fumble on punt coverage in the second quarter, which led to an LSU touchdown one play later.
- At Auburn (10/31), produced five catches for 51 yards. His five receptions tied his career high.
- At Arkansas (11/21), caught a 30-yard touchdown pass in the second quarter.

AS A JUNIOR (2019), developed into a key contributor among LSU's fleet of wide receivers, appearing in 14 games during a national championship season. Produced career highs with 17 receptions, 285 receiving yards and three touchdowns. Caught at least one pass in five of LSU's final six games. Added two special teams tackles.

- At Vanderbilt (9/21), established a career high with five receptions for 48 yards, including a six-yard touchdown.
- At Mississippi State (10/19), finished with three receptions for 78 yards. Outran defenders on a 60-yard touchdown reception from Joe Burrow.
- Against Texas A&M (11/30), caught two passes for 67 yards, including a 58-yard touchdown reception.

AS A SOPHOMORE (2018), played in 12 games and caught two passes for 42 yards. Also contributed two tackles on special teams.

- Against Ole Miss (9/29), posted two receptions for 42 yards, including a long of 23 yards.

AS A FRESHMAN (2017), played in the first two games of the season against Brigham Young and Chattanooga.

- Majored in interdisciplinary studies at Louisiana State.

PERSONAL:

- Attended Edna Karr (New Orleans, La.) High School, where he helped lead the Cougars to state championship games as both a junior and senior. Rated a three-star recruit by 247Sports, Rivals, ESPN, and Scout and listed as a Top 30 overall prospect in Louisiana by 247Sports, Rivals, and ESPN
- As a senior in 2016, caught a pair of touchdown passes in helping Karr to a perfect 14-0 mark and the 4A state title in 2016. Named first team 4A by the Louisiana Sports Writers Association.
- Also ran track in high school and helped the relay team to a third-place finish in the 4x200 relay in spring 2016.
- Follow McMath on Twitter at @ohrae17_ and on Instagram at @ohrae17.
- Son of Pam and James McMath.
- Born Racey James McMath on June 14, 1999 in New Orleans, La.

RACEY McMATH'S COLLEGE STATISTICS

Year	Team	GP	GS	RECEIVING					RUSHING				
				No	Yds	Avg	Lg	TD	Att	Yds	Avg	Lg	TD
2017	Louisiana State	2	0	0	0	-	-	0	0	0	-	-	0
2018	Louisiana State	12	0	2	42	21.0	23	0	0	0	-	-	0
2019	Louisiana State	14	0	17	285	16.8	60t	3	0	0	-	-	0
2020	Louisiana State	6	6	14	195	15.8	30t	1	0	0	-	-	0
Totals		34	6	33	522	15.8	60t	4	0	0	-	-	0

Single-Game Highs

Receptions - 5 (Twice, last at Auburn, 10/31/20)
 Receiving Yards - 76 at Mississippi State (10/19/19)
 Long Reception - 60t at Mississippi State (10/19/19)
 Receiving Touchdowns - 1 (Four times, last vs. Arkansas, 11/21/20)

Additional Statistics

Special Teams Tackles - 6 (Total), 2 (2020), 2 (2019), 2 (2018)
 Special Teams Forced Fumbles - 1 (2020)

RACEY McMATH'S GAME-BY-GAME

2021 Tennessee Titans				RECEIVING					RUSHING				
Date	Opp.	W/L	P/S	No	Yds	Avg	Lg	TD	Att	Yds	Avg	Lg	TD
Sept 12	Ari	L	p	0	0	-	0	0	0	0	-	0	0
Sept 19	@ Sea	W	p	0	0	-	0	0	0	0	-	0	0
Sept 26	Ind	W	p	0	0	-	0	0	0	0	-	0	0
Oct 3	@ NYJ	L	p	0	0	-	0	0	0	0	-	0	0
Oct 10	@ Jax	W	IR										
Oct 18	Buf	W	IR										
Oct 24	KC	W	IR										
Oct 31	@ Ind	W	IR										
Nov 7	@ LAR	W	IR										
Nov 14	NO	W	IR										
Nov 21	Hou	L	IR										
Nov 28	@ NE	L	IR										
Dec 12	Jax	W	p	1	9	9.0	9	0	1	9	9.0	9	0
Dec 19	@ Pit	L	p	1	-1	-1.0	-1	0	1	-1	-1.0	-1	0
Dec 23	SF	W	p	0	0	-	0	0	0	0	-	0	0
Jan 2	Mia	W	p	0	0	-	0	0	0	0	-	0	0
Jan 9	@ Hou	W	p	0	0	-	0	0	0	0	-	0	0
Totals				12-5	9/0	2	8	4.0	9	0	-	0	0
Playoffs													
Jan 22	Cin	L	p	0	0	-	0	0	0	0	-	0	0
Totals				0-1	1/0	0	0	-	0	0	-	0	0

RACEY McMATH'S NFL STATISTICS

REGULAR SEASON				RECEIVING					RUSHING				
Year	Team	GP	GS	No	Yds	Avg	Lg	TD	Att	Yds	Avg	Lg	TD
2021	Tennessee	9	0	2	8	4.0	9	0	0	0	-	0	0
NFL Totals		9	0	2	8	4.0	9	0	0	0	-	0	0

PLAYOFFS				RECEIVING					RUSHING				
Year	Team	GP	GS	No	Yds	Avg	Lg	TD	Att	Yds	Avg	Lg	TD
2021	Tennessee	1	0	0	0	-	0	0	0	0	-	0	0
NFL Totals		1	0	0	0	-	0	0	0	0	-	0	0

Single-Game Highs

Receptions - 1 (Twice, last at Pittsburgh 12/19/21)
 Receiving Yards - 9 vs. Jacksonville (12/12/21)
 Long Reception - 9 vs. Jacksonville (12/12/21)

Additional Career Statistics

Special Teams Tackles - 3 (2021)
 Misc. Tackles - 1 (2021)



28 JEREMY McNICHOLS

RUNNING BACK • 5'9" • 205 LBS • COLLEGE: BOISE STATE
ACQUIRED: FREE AGENT - 2020 • NFL EXPERIENCE (NFL/TITANS): 2/2
HOMETOWN: SANTA MARGARITA, CALIF.
GAMES PLAYED/GAMES STARTED: 34/0 (PLAYOFFS: 1/0)

PRO: The Titans brought back Jeremy McNichols during 2020 training camp to add depth and competition to the running back corps and he paid immediate dividends appearing in all 16 games and registering 204 rushing yards. The Titans originally signed McNichols from the Denver Broncos' practice squad in December 2018. The 5-foot-9-inch, 205-pounder is a versatile back that also contributes on special teams units. The Boise State product was originally a 2017 fifth-round selection of the Tampa Bay Buccaneers. He has also spent time with the San Francisco 49ers, Indianapolis Colts, Chicago Bears and Jacksonville Jaguars in his NFL career.

CAREER HIGHLIGHTS:

- In 2020, McNichols saw action in all 16 games for the Titans and rushed the ball 47 times for 204 yards with a touchdown while catching 12 passes for 55 yards out of the backfield.

TITANS TIDBITS:

- McNichols was coached by hip-hop artist Snoop Dogg while playing youth football in the Snoop Youth Football League in Los Angeles, Calif. McNichols played both alongside and against numerous NFL players. The SYFL serves children between the ages of five and 13 years old, teaching them the values of teamwork, good sportsmanship, discipline, and self-respect, while also stressing the importance of academics.

CAREER TRANSACTIONS:

- The Santa Margarita, Calif., native was originally selected by the Tampa Bay Buccaneers in the fifth round (162nd overall) of the 2017 NFL Draft.
- Waived by the Buccaneers on Sept. 2, 2017.
- Signed by the San Francisco 49ers to the team's practice squad on Sept. 4, 2017.
- Signed by the 49ers to their active roster from the practice squad on Nov. 29, 2017.
- Waived by the 49ers on Sept. 1, 2018.
- Signed by the Indianapolis Colts to the team's practice squad on Sept. 4, 2018.
- Released by the Colts from their practice squad Sept. 13, 2018 and signed back to the Colts' practice squad on Sept. 19, 2018.
- Signed by the Colts to their active roster from the practice squad on Sept. 28, 2018.
- Waived by the Colts on Oct. 2, 2018.
- Signed by the Denver Broncos to the team's practice squad on Oct. 10, 2018.
- Signed by the Titans to their active roster from the Denver Broncos' practice squad on Dec. 3, 2018.
- Waived by the Titans on Aug. 31, 2019.
- Signed by the Chicago Bears to the team's practice squad on Nov. 20, 2019.
- Released by the Bears from their practice squad Dec. 11, 2019.
- Signed by the Jacksonville Jaguars to the team's practice squad on Dec. 18, 2019.
- Signed by the Jaguars to their active roster from the practice squad on Dec. 28, 2019.
- Waived by the Jaguars on May 4, 2020.
- Signed by the Titans as a free agent on Aug. 26, 2020.
- Waived by the Titans on Sept. 5, 2020 and signed to the team's practice squad a day later.
- Activated from the practice squad to the active roster standard elevation on Sept. 14, 2020.
- Activated from the practice squad to the active roster standard elevation on Sept. 19, 2020.

- Signed by the Titans to their active roster from the practice squad on Sept. 23, 2020.
- Waived by the Titans on Jan. 8, 2022 and signed to the team's practice squad three days later.

SEASON RECAPS:

2021 (14/0, 0/0 - Tennessee): Saw action as a reserve in 14 games and rushed 41 times for 156 yards. Hauled in 28 receptions for 240 yards with a touchdown. Was inactive for two games. Was on the team's practice squad for the postseason contest. Led the team in rushing yards once in 2021 (vs. SF). Led the team in receptions once in 2021 (at NYJ). Led the team in receiving yards once in 2021 (at NYJ).

- Against Arizona (9/12), played as a reserve at running back and rushed twice for nine yards. Added three catches for 24 yards out of the backfield.
- At Seattle (9/19), saw action as a reserve at running back and snared three receptions for 26 yards. Rushed once for three yards.
- Against Indianapolis (9/26), rushed twice for six yards and grabbed a 10-yard touchdown reception, his first career receiving score. Returned two kickoffs for 31 yards. Increased the Titans' advantage to 22-13 with a 10-yard touchdown reception on third-and-goal early in the fourth quarter.
- At N.Y. Jets (10/3), led the team with a career-high eight receptions and a career-best 74 receiving yards out of the backfield. Rushed once for 11 yards. Kept the Titans' first scoring drive alive with a 27-yard catch-and-run reception on third-and-21 in the first stanza.
- At Jacksonville (10/10), saw action as a reserve at running back and snared two receptions for 26 yards. Rushed once for nine yards. Extended the Titans' initial touchdown drive with a 25-yard reception on third-and-six in the first quarter.
- Against Buffalo (10/18), saw limited action as a reserve at running back before leaving the game in the first quarter with an injury.
- Against Kansas City (10/24), played as a reserve at running back and caught one pass for 10 yards. Extended the Titans' second touchdown drive with a 10-yard reception on a screen on third-and-nine in the opening quarter.
- At Indianapolis (10/31), saw action as a reserve at running back and snared three receptions for 33 yards.
- At L.A. Rams (11/7), rushed seven times for 24 yards and caught three passes for 11 yards.
- Against New Orleans (11/14), played as a reserve at running back and carried the ball four times for seven yards. Caught one pass for a yard.
- Against Houston (11/21), was inactive.
- At New England (11/28), was inactive.
- Against Jacksonville (12/12), returned to the lineup as a reserve at running back and carried the ball eight times for 16 yards.
- At Pittsburgh (12/19), played as a reserve at running back and rushed six times for 26 yards. Snared three receptions for 25 yards out of the backfield. Extended the Titans' opening touchdown drive with an 11-yard catch on third-and-eight in the first quarter.
- Against San Francisco (12/23), led the team with 31 rushing yards on seven carries. Helped set up a third-quarter touchdown with consecutive rushing attempts of five yards and 10 yards.
- Against Miami (1/2), played as a reserve at running back and rushed twice for 14 yards.

2020 (16/0, 1/0 - Tennessee): Played in all 16 games for the first time in his career and rushed the ball 47 times for 204 yards with a touchdown. Caught 12 passes for 55 yards out of the backfield. Saw action as a reserve in the postseason contest and rushed once for four yards. Scored his first career touchdown against Cleveland (12/6/20).

- Against Buffalo (10/13), saw significant action as a reserve at running back and carried the ball a career-high nine times for a career-best 28 yards. Caught one pass for three yards out of the backfield. Kept the Titans' initial fourth quarter touchdown drive alive with a seven-yard run on third-and-two.
- Against Houston (10/18), saw significant action as a reserve at running back and set a career-high with 51 rushing yards on five carries. Caught two passes for 11 yards out of the backfield. Recorded a career-long 20-yard rushing attempt in the third quarter. Posted a 17-yard run up the middle during the Titans' game-winning touchdown drive in overtime.
- At Cincinnati (11/1), saw action as a reserve at running back and carried the ball four times for 49 yards. Helped set up the Titans' second touchdown with a 17-yard run to the Bengals' nine-yard line in the fourth quarter.
- Against Chicago (11/8), played as a reserve at running back and rushed twice for 10 yards. Kept the Titans' opening scoring drive alive with a five-yard run on third-and-three in the first quarter.
- Against Indianapolis (11/12), saw action as a reserve at running back and rushed three times for 26 yards. Caught one pass for eight yards out of the backfield.
- At Indianapolis (11/29), saw action as a reserve at running back and rushed eight times for 20 yards.
- Against Cleveland (12/6), played as a reserve at running back and rushed twice for two yards with his first career touchdown. Made it a two-possession game with his first career touchdown on a one-yard rushing plunge late in the fourth quarter.
- At Jacksonville (12/13), saw action as a reserve at running back and rushed 11 times for nine yards. Caught one pass out of the backfield.
- Against Baltimore (1/10), saw action as a reserve at running back and on special teams in his postseason debut.

2019 (0/0 - Chicago; 1/0 - Jacksonville): Spent three weeks on the Bears' practice squad before being released. Spent one week on the Jaguars' practice squad before being signed to the team's active roster. Played as a reserve in one contest for the Jaguars.

2018 (1/0 - Indianapolis; 0/0 - Tennessee): Was inactive for three games and did not play in another contest for the Titans after being signed off the Broncos' practice squad on Dec. 3. Appeared in one contest with the Colts and carried the ball twice for four yards.

2017 (2/0 - San Francisco): Spent the first 11 weeks on the practice squad. Activated from the 49ers' practice squad on Nov. 29. Appeared in two games and registered a special teams tackle. Was inactive for three games.

COLLEGE:

- Played in 34 games, while starting the final 25 contests at Boise State (2014-16) and rushed 571 times for 3,205 yards (5.6 avg.) and 44 touchdowns. Caught 103 passes for 1,089 yards and 11 touchdowns. Also returned 28 kickoffs for 554 yards (19.8 avg.).
- Earned second team All-Mountain West in both 2016 and 2015. Declared for the draft following his junior season (2016).
- As a junior (2016), started all 13 games and rushed 314 times for 1,709 yards (5.4 avg.) and 23 touchdowns. Posted 37 receptions for 474 yards (12.8 avg.) and four touchdowns.
- His 1,709 rushing yards and 27 total touchdowns were the third-most in a single season in Boise State history, while his 23 rushing touchdowns were the fourth-most in school history. He ranked second in the NCAA in total touchdowns, while standing third in rushing touchdowns.
- As a sophomore (2015), started 12 games and rushed 240 times for 1,337 yards (5.6 avg.) for 20 touchdowns, while catching 52 passes for 460 yards and six touchdowns.
- His 26 total touchdowns ranked second in the country and he set a Mountain West record for consecutive games with a rushing touchdown (12).
- As a true freshman (2014), played in nine games and rushed 17 times for 159 yards (9.4 avg.) and one touchdown. Snared 15 catches for 155 yards and one touchdown. Returned 19 kickoffs for 393 yards.

PERSONAL:

- Attended Santa Margarita (Calif.) High School where he registered 173 carries for 877 yards and nine touchdowns. Also hauled in 72 receptions for 934 yards and 10 touchdowns.
- As a senior (2013), had 163 carries for 798 yards and eight touchdowns and 17 receptions for 191 yards and two touchdowns, earning first-team all-league, all-region and all-state honors.
- As a junior (2012), rushed for 37 yards and a touchdown on three carries and caught 25 passes for 329 yards and three touchdowns.
- As a sophomore (2011), caught 30 passes for 414 yards and five touchdowns and rushed three times for 42 yards.
- Follow McNichols on Twitter and Instagram at @JeremyMcNichols.
- Born Jeremy Theron McNichols on Dec. 26, 1995 in Long Beach, Calif.

JEREMY McNICHOLS' GAME-BY-GAME

2017 San Francisco 49ers				RUSHING					RECEIVING				
Date	Opp	W/L	P/S	Att	Yds	Avg	Lg	TD	No	Yds	Avg	Lg	TD
Dec 3	@ Chi	W	IA										
Dec 10	@ Hou	W	IA										
Dec 17	Ten	W	p	0	0	-	0	0	0	0	-	0	0
Dec 24	Jax	W	p	0	0	-	0	0	0	0	-	0	0
Dec 31	@ LAR	W	IA										
Totals		5-0	2/0	0	0	-	0	0	0	0	-	0	0

2018 Indianapolis Colts				RUSHING					RECEIVING				
Date	Opp	W/L	P/S	Att	Yds	Avg	Lg	TD	No	Yds	Avg	Lg	TD
Sept 30	Hou	L	p	2	4	2.0	7	0	0	0	-	0	0
Totals		0-1	1/0	2	4	2.0	7	0	0	0	-	0	0

2018 Tennessee Titans				RUSHING					RECEIVING				
Date	Opp	W/L	P/S	Att	Yds	Avg	Lg	TD	No	Yds	Avg	Lg	TD
Dec 6	Jax	W	IA										
Dec 16	@ NYG	W	IA										
Dec 22	Was	W	DNP										
Dec 30	Ind	L	IA										
Totals		3-1	0/0	0	0	-	0	0	0	0	-	0	0

2019 Jacksonville Jaguars				RUSHING					RECEIVING				
Date	Opp	W/L	P/S	Att	Yds	Avg	Lg	TD	No	Yds	Avg	Lg	TD
Dec 29	Ind	W	p	0	0	-	0	0	0	0	-	0	0
Totals		1-0	1/0	0	0	-	0	0	0	0	-	0	0

2020 Tennessee Titans				RUSHING					RECEIVING				
Date	Opp	W/L	P/S	Att	Yds	Avg	Lg	TD	No	Yds	Avg	Lg	TD
Sept 14	@ Den	W	p	0	0	-	0	0	0	0	-	0	0
Sept 20	Jax	W	p	2	7	3.5	4	0	0	0	-	0	0
Sept 27	@ Min	W	p	0	0	-	0	0	1	5	5.0	5	0
Oct 13	Buf	W	p	9	28	3.1	7	0	1	3	3.0	3	0
Oct 18	Hou	W	p	5	51	10.2	20	0	2	11	5.5	9	0
Oct 25	Pit	L	p	1	2	2.0	2	0	0	0	-	0	0
Nov 1	@ Cin	L	p	4	49	12.3	17	0	0	0	-	0	0
Nov 8	Chi	W	p	2	10	5.0	5	0	0	0	-	0	0
Nov 12	Ind	L	p	3	26	8.7	16	0	1	8	8.0	8	0
Nov 22	@ Bal	W	p	0	0	-	0	0	1	2	2.0	2	0

Nov 29	@ Ind	W	p	8	20	2.5	6	0	0	0	-	0	0
Dec 6	Cle	L	p	2	2	1.0	1t	1	3	15	5.0	8	0
Dec 13	@ Jax	W	p	11	9	0.8	6	0	1	0	0.0	0	0
Dec 20	Det	W	p	0	0	-	0	0	1	5	5.0	5	0
Dec 27	@ GB	L	p	0	0	-	0	0	1	6	6.0	6	0
Jan 3	@ Hou	W	p	0	0	-	0	0	0	0	-	0	0
Totals		11-5	16/0	47	204	4.3	20	1	12	55	4.6	9	0
Playoffs													
Jan 10	Bal	L	p	1	4	4.0	4	0	0	0	-	0	0
Totals		0-1	1/0	1	4	4.0	4	0	0	0	-	0	0

2021 Tennessee Titans				RUSHING					RECEIVING				
Date	Opp	W/L	P/S	Att	Yds	Avg	Lg	TD	No	Yds	Avg	Lg	TD
Sept 12	Ari	L	p	2	9	4.5	8	0	3	24	8.0	9	0
Sept 19	@ Sea	W	p	1	3	3.0	3	0	3	26	8.7	12	0
Sept 26	Ind	W	p	2	6	3.0	5	0	1	10	10.0	10t	1
Oct 3	@ NYJ	L	p	1	11	11.0	11	0	8	74	9.3	27	0
Oct 10	@ Jax	W	p	1	9	9.0	9	0	2	26	13.0	25	0
Oct 18	Buf	W	p	0	0	-	0	0	0	0	-	0	0
Oct 24	KC	W	p	0	0	-	0	0	1	10	10.0	10	0
Oct 31	@ Ind	W	p	0	0	-	0	0	3	33	11.0	13	0
Nov 7	@ LAR	W	p	7	24	3.4	14	0	3	11	3.7	9	0
Nov 14	NO	W	p	4	7	1.8	4	0	1	1	1.0	1	0
Nov 21	Hou	L	IA										
Nov 28	@ NE	L	IA										
Dec 12	Jax	W	p	8	16	2.0	12	0	0	0	-	0	0
Dec 19	@ Pit	L	p	6	26	4.3	9	0	3	25	8.3	11	0
Dec 23	SF	W	p	7	31	4.4	10	0	0	0	-	0	0
Jan 2	Mia	W	p	2	14	7.0	12	0	0	0	-	0	0
Jan 9	@ Hou												
Totals		11-5	14/0	41	156	3.8	14	0	28	240	8.6	27	1

JEREMY McNICHOLS' NFL STATISTICS

REGULAR SEASON		RUSHING								RECEIVING				
Year	Team	GP	GS	No	Yds	Avg	Lg	TD	Att	Yds	Avg	Lg	TD	
2017	San Francisco	2	0	0	0	-	0	0	0	0	-	0	0	
2018	IND/TEN	1	0	2	4	2.0	7	0	0	0	-	0	0	
2019	Jacksonville	1	0	0	0	-	0	0	0	0	-	0	0	
2020	Tennessee	16	0	47	204	4.3	20	1	12	55	4.6	9	0	
2021	Tennessee	14	0	41	156	3.8	14	0	28	240	8.6	27	1	
NFL Totals		34	0	90	364	4.0	20	1	40	295	7.4	27	1	

PLAYOFFS		RUSHING								RECEIVING				
Year	Team	GP	GS	No	Yds	Avg	Lg	TD	Att	Yds	Avg	Lg	TD	
2020	Tennessee	1	0	1	4	4.0	4	0	0	0	-	0	0	
NFL Totals		1	0	1	4	4.0	4	0	0	0	-	0	0	

Single-Game Highs

Rushes - 11 at Jacksonville (12/13/20)
 Rushing Yards - 51 vs. Houston (10/18/20)
 Long Rush - 20 vs. Houston (10/18/20)
 Rushing Touchdowns - 1 vs. Cleveland (12/6/20)
 Receptions - 8 at N.Y. Jets (10/3/21)
 Receiving Yards - 74 at N.Y. Jets (10/3/21)
 Long Reception - 27 at N.Y. Jets (10/3/21)
 Receiving Touchdown - 1 vs. Indianapolis (9/26/21)

Playoff Single-Game Highs

Rushes - 1 vs. Baltimore (1/10/21)
 Rushing Yards - 4 vs. Baltimore (1/10/21)
 Long Rush - 4 vs. Baltimore (1/10/21)

Additional Statistics

Special Teams Tackles - 1 (2017)
 Kickoff Returns - 2 for 31 yards (2021)



24 ELIJAH MOLDEN

CORNERBACK • 5'10" • 192 LBS • COLLEGE: WASHINGTON
ACQUIRED: 3RD ROUND - 2021 • NFL EXPERIENCE: ROOKIE
HOMETOWN: WEST LINN, ORE.
GAMES PLAYED/GAMES STARTED: 16/7 (PLAYOFFS: 1/1)

PRO: The Titans selected Elijah Molden in the third round (100th overall) of the 2021 NFL Draft. The 5-foot-10 inch, 192-pounder is a savvy and physical defender capable of playing multiple spots on defense and becoming a key contributor on special teams. An instinctive player with a nose for the football, he totaled 153 tackles, five interceptions, 25 passes defended, four forced fumbles and two fumble recoveries in 44 games at the University of Washington.

CAREER HIGHLIGHTS:

- In 2020, Washington's football season was limited to four games due to the COVID-19 pandemic. Molden started all four contests and finished third on the squad with 26 tackles to go with one interception and two passes defended.
- In June 2021, Molden was named by the Pac-12 as a Tom Hansen Conference Medal recipient. The prestigious honor is awarded annually to each Pac-12 member institution's outstanding senior male and female student-athlete based on the combination of performance and achievement in scholarship, athletics and leadership. This followed Molden winning the Washington football team's Guy Flaherty Award, which is given to the team's most inspirational player as voted by the players.
- In 2019, Molden set career highs with a team-high 79 tackles, four interceptions and three forced fumbles.

TITANS TIDBITS:

- Molden comes from a football family. His father, Alex Molden, was inducted to the University of Oregon Hall of Fame and was an eight-year NFL cornerback with the Saints, Chargers and Lions after being selected by the Saints with the 11th overall draft pick in 1996. Elijah's older brother, Isaiah, played defensive line at Western Oregon.
- Molden is the second-oldest of eight children in his family. He has four brothers and three sisters.
- He is an avid reader and lists "Shoe Dog" by Phil Knight, "Tattoos on the Heart" by Greg Boyle, and "The Alchemist" by Paulo Coelho as three of his favorite books. He prefers hard copies of books as opposed to digital versions so that he can make notes and keep them in the books."

CAREER TRANSACTIONS:

- The West Linn, Ore., native was selected by the Titans in the third round (100th overall) of the 2021 NFL Draft.

SEASON RECAPS:

2021 (16/7, 1/1): Saw action in 16 games with seven starts at cornerback and registered 60 tackles, including three stops for loss, six quarterback pressures, an interception returned for a touchdown, four passes defended, a forced fumble, a fumble recovery and two special teams tackles. Missed one contest on the reserve/COVID-19 list. Started the postseason contest and collected two tackles. Tied for the team lead in tackles once in 2021 (vs. KC). Led the team in quarterback pressures twice in 2021 (vs. HOU, at PIT). Tied for the team lead in passes defended once in 2021 (vs. HOU). Tied for the team lead in special teams tackles once in 2021 (vs. BUF). Made his NFL debut against Arizona (9/12/21). Made his first career start against Buffalo (10/18/21).

- Against Arizona (9/12), saw action in his first NFL contest as a reserve at nickelback and collected two tackles.
- At Seattle (9/19), played as a reserve at cornerback and posted two tackles. Teamed with Rashaan Evans to stuff Chris Carson for no gain on a rush off right end in the first quarter.
- Against Indianapolis (9/26), saw action as a reserve on special teams and at defensive back. Tallied a tackle on defense.

- At N.Y. Jets (10/3), played as a reserve on special teams.
- At Jacksonville (10/10), saw action as a reserve at cornerback and compiled three tackles and a forced fumble. Forced a Dan Arnold fumble that was recovered by Kevin Byard and returned 30 yards for a touchdown early in the first quarter.
- Against Buffalo (10/18), made his first career start at cornerback and notched eight tackles, including a stop for loss. Registered a special teams tackle on coverage units. Stuffed Zack Moss for a three-yard loss on a rush off left end in the first quarter.
- Against Kansas City (10/24), started at cornerback and tied for the team lead with eight tackles.
- At Indianapolis (10/31), started at cornerback and posted two tackles and two passes defended, including an interception return for a touchdown. Broke up a pass intended for Nyheim Hines in the fourth quarter. Gave the Titans a 31-24 lead with two-yard interception return for a touchdown off of Carson Wentz late in the fourth quarter.
- At L.A. Rams (11/7), started at cornerback and finished second on the team with eight tackles.
- Against New Orleans (11/14), played as a reserve at cornerback and collected four tackles with a quarterback pressure. Registered a special teams stop on coverage units.
- Against Houston (11/21), saw action as a reserve at cornerback and totaled six tackles, a team-best two quarterback pressures and a pass defended. Ended a Texans' drive by breaking up a third-and-nine pass intended for Brevin Jordan along the sideline in the third quarter. Combined with Jayon Brown to stop Rex Burkhead for a two-yard loss on a rush up the middle in the third stanza.
- At New England (11/28), started at nickelback.
- Against Jacksonville (12/12), started as the nickelback and posted five tackles in the shutout victory.
- At Pittsburgh (12/19), saw significant action as a reserve at cornerback and notched four tackles, including a stop for loss and a team-high three quarterback pressures. Stonewalled Najee Harris for a five-yard loss on a rush off right tackle in the final stanza.
- Against San Francisco (12/23), missed the game on the reserve/COVID-19 list.
- Against Miami (1/2), started at cornerback and notched a tackle, a pass defended and his first career fumble recovery. Recovered a Tua Tagovailoa fumble at the Dolphins' 14-yard line in the first quarter. Deflected a pass intended for DeVante Parker in the second quarter.
- At Houston (1/9), played as a reserve at cornerback and compiled six tackles, including a stop for loss. Stuffed Brandin Cooks for a three-yard loss on a short pass in the flat in the second quarter.
- Against Cincinnati (1/22), started at nickelback in his postseason debut and registered two tackles.

COLLEGE:

• In four seasons at the University of Washington, Molden appeared in 44 games with 20 starts. His totals included 153 tackles, seven tackles for loss, five interceptions, 25 passes defended, four forced fumbles and two fumble recoveries. He earned first team All-Pac-12 honors on defense as a junior and senior and was named second team All-Pac-12 as an all-purpose/special teams player as a sophomore.

AS A SENIOR (2020), started all four of the team's games in a shortened season due to the COVID-19 pandemic. Ranked third on the squad with 26 tackles and added one interception and two passes defended. Earned first team All-Pac-12 honors for the second consecutive season. Named the university's male recipient of the Pac-12's Tom Hansen Conference Medal

as well as the football team's defensive MVP and Guy Flaherty Award recipient as the team's most inspirational player. Honors also included second team All-American by Pro Football Focus, which also named him Pac-12 Player of the Year. He was a semifinalist for the Lott IMPACT Trophy.

- Against Utah (11/28), registered eight tackles, including a tackle for loss, and added a 24-yard interception return in a comeback victory. Named the UW coaches' Defensive Player of the Game.

AS A JUNIOR (2019), started all 13 games and led the team with 79 tackles, four interceptions, 17 passes defended and three forced fumbles (tied). Added 5.5 tackles for loss and a fumble recovery. Honors included first team All-Pac-12, CoSIDA Academic All-District 8 team, second team Pro Football Focus All-America, first team Pro Football Focus All-Pac-12, first team Associated Press All-Pac-12 and Pac-12 Academic Honor Roll. Won the Husky Excellence Award and the 101 Club Academic Award.

- At Brigham Young (9/21), recorded a career-high four passes defended and added four tackles.
- Against Southern California (9/28), registered his first career interception and added six tackles and a half tackle for loss. Named the team's defensive player of the week by the coaches.
- Against Washington State (11/29), set a career high with 14 tackles, including a tackle for loss, and added an interception.
- Against Boise State (12/21), named the MVP of the Las Vegas Bowl after totaling nine tackles, a half tackle for loss, a forced fumble and an interception in the win.

AS A SOPHOMORE (2018), played in all 14 games with three starts and totaled 29 tackles, five passes defended, one forced fumble and one fumble recovery. Won the team's Most Outstanding Special Teams Player award and earned second team All-Pac-12 honors as an all-purpose/special teams player. Also named first team Academic All-Pac-12.

- Against Stanford (11/3), registered his first collegiate start and recorded seven tackles. Named the UW coaches' special teams player of the week for the win over the Cardinal.
- Against Utah (11/30), started in the Pac-12 Championship Game, finishing with two tackles.
- Against Ohio State (1/1), appeared in the Rose Bowl and recorded a pair of tackles.

AS A TRUE FRESHMAN (2017), played in all 13 games and registered 19 tackles, 0.5 tackles for loss and one pass defended.

- Against Montana (9/9), notched five tackles, including half of a tackle for loss.
- Graduated from Washington in December 2020 with a degree in

communications.

PERSONAL:

- Attended West Linn (Ore.) High School, where he was named first team 6A All-State at cornerback and second team at running back as a senior in 2016. Also first team All-Three Rivers League at both positions and first team USA Today All-Oregon at defensive back, he helped lead the Lions to a 14-0 record, including five wins in the 6A state playoffs. Rushed for 702 yards and 10 touchdowns, caught 19 passes for 249 yards and six touchdowns, and added three interceptions.
- Listed by ESPN.com as the No. 213 overall prospect and as the No. 19 cornerback in the country, and as the No. 2 prospect in Oregon. Ranked the No. 151 overall recruit and No. 17 cornerback in the country by Scout.com, while 247sports.com listed him at No. 2 in Oregon, No. 25 in the nation at cornerback and No. 193 overall.
- As a junior in 2015, earned first team All-Three Rivers League on both sides of the ball.
- Follow Molden on Twitter and on Instagram at @e_mold3n.
- Son of Christin and Alex Molden.
- Born Elijah Monroe Molden on Jan. 30, 1999 in New Orleans, La.

ELIJAH MOLDEN'S COLLEGE STATISTICS

SEASON		TACKLES										INTERCEPTIONS					FUMBLES		
Year	Team	GP	GS	Tot	Solo	Asst	Sk	Yds	QBP	TFL	No	Yds	Lg	TD	PD	FF	FR	Yds	
2017	Washington	13	0	19	10	9	0.0	0.0	0	0.5	0	0	-	0	1	0	0	0	
2018	Washington	14	3	29	20	9	0.0	0.0	0	0.0	0	0	-	0	5	1	1	0	
2019	Washington	13	13	79	49	30	0.0	0.0	0	5.5	4	45	31	0	17	3	1	0	
2020	Washington	4	4	26	21	5	0.0	0.0	0	1.0	1	24	24	0	2	0	0	0	
Totals		44	20	153	100	53	0.0	0.0	0	7.0	5	69	31	0	25	4	2	0	

Single-Game Highs

Tackles - 14 vs. Washington State (11/29/19)
 Interceptions - 1 (Five times, last vs. Utah 11/28/20)
 Passes Defended - 4 at Brigham Young (9/21/19)

ELIJAH MOLDEN'S GAME-BY-GAME

2021 Tennessee Titans

Date	Opp	W/L	P/S	Tot	Solo	Asst	Sk	- Yds	QBP	TFL	Int	- Yds	-TD	PD	FF	FR	- Yds	SpT	
Sept 12	Ari	L	p	2	2	0	0.0	0.0	0	0	0	0	0	0	0	0	0	0	0
Sept 19	@ Sea	W	p	2	0	2	0.0	0.0	0	0	0	0	0	0	0	0	0	0	0
Sept 26	Ind	W	p	1	1	0	0.0	0.0	0	0	0	0	0	0	0	0	0	0	0
Oct 3	@ NYJ	L	p	0	0	0	0.0	0.0	0	0	0	0	0	0	0	0	0	0	0
Oct 10	@ Jax	W	p	3	3	0	0.0	0.0	0	0	0	0	0	0	1	0	0	0	0
Oct 18	Buf	W	S	8	6	2	0.0	0.0	0	1	0	0	0	0	0	0	0	0	1
Oct 24	KC	W	S	8	6	2	0.0	0.0	0	0	0	0	0	0	0	0	0	0	0
Oct 31	@ Ind	W	S	2	2	0	0.0	0.0	0	0	1	2	1	2	0	0	0	0	0
Nov 7	@ LAR	W	S	8	6	2	0.0	0.0	0	0	0	0	0	0	0	0	0	0	0
Nov 14	NO	W	p	4	1	3	0.0	0.0	1	0	0	0	0	0	0	0	0	0	1
Nov 21	Hou	L	p	6	3	3	0.0	0.0	2	0	0	0	0	1	0	0	0	0	0

Nov 28	@ NE	L	S	0	0	0	0.0	0.0	0	0	0	0	0	0	0	0	0	0	0	
Dec 12	Jax	W	S	5	2	3	0.0	0.0	0	0	0	0	0	0	0	0	0	0	0	
Dec 19	@ Pit	L	p	4	4	0	0.0	0.0	3	1	0	0	0	0	0	0	0	0	0	
Dec 23	SF	W	R/C																	
Jan 2	Mia	W	S	1	0	1	0.0	0.0	0	0	0	0	0	0	1	0	1	0	0	
Jan 9	@ Hou	W	p	6	6	0	0.0	0.0	0	1	0	0	0	0	0	0	0	0	0	
Totals				12-5	16/7	60	42	18	0.0	0.0	6	3	1	2	1	4	1	1	0	2
Playoffs																				
Jan 22	Cin	L	S	2	0	2	0.0	0.0	0	0	0	0	0	0	0	0	0	0	0	0
Totals		0-1	1/1	2	0	2	0.0	0.0	0	0	0	0	0	0	0	0	0	0	0	0

ELIJAH MOLDEN'S NFL STATISTICS

REGULAR SEASON

Year	Team	GP	GS	TACKLES					INTERCEPTIONS					FUMBLES					
				Tot	Solo	Asst	Sk	Yds	QBP	TFL	No	Yds	Lg	TD	PD	FF	FR	Yds	SpT
2021	Tennessee	16	7	60	42	18	0.0	0.0	6	3	1	2	2t	1	4	1	1	0	2
NFL Totals		16	7	60	42	18	0.0	0.0	6	3	1	2	2t	1	4	1	1	0	2

PLAYOFFS

Year	Team	GP	GS	TACKLES					INTERCEPTIONS					FUMBLES					
				Tot	Solo	Asst	Sk	Yds	QBP	TFL	No	Yds	Lg	TD	PD	FF	FR	Yds	SpT
2021	Tennessee	1	1	2	0	2	0.0	0.0	0	0	0	0	0	0	0	0	0	0	0
NFL Totals		1	1	2	0	2	0.0	0.0	0	0	0	0	0	0	0	0	0	0	0

Single-Game Highs

Tackles - **8 (Three times, last at L.A. Rams 11/7/21)**
 Interceptions - **1 at Indianapolis (10/31/21)**
 Passes Defensed - **2 at Indianapolis (10/31/21)**
 Tackles For Loss - **1 (Three times, last at Houston 1/9/22)**
 Forced Fumbles - **1 at Jacksonville (10/10/21)**
 Fumble Recoveries - **1 vs. Miami (1/2/22)**
 Quarterback Pressures - **3 at Pittsburgh (12/19/21)**
 Special Teams Tackles - **1 (Twice, last vs. New Orleans 11/14/21)**

Additional Statistics

Touchdowns - **1 (2-yard interception return at Indianapolis, 10/31/21)**

Playoff Single-Game Highs

Tackles - **2 vs. Cincinnati (1/22/22)**



91 LARRELL MURCHISON

DEFENSIVE LINEMAN • 6'2" • 297 LBS • COLLEGE: NORTH CAROLINA STATE
ACQUIRED: 5TH ROUND - 2019 • NFL EXPERIENCE: 2/2
HOMETOWN: ELIZABETHTOWN, N.C.
GAMES PLAYED/GAMES STARTED: 21/5 (PLAYOFFS: 1/0)

PRO: The Titans selected Larrell Murchison in the fifth round of the 2020 NFL Draft. The 6-foot-2, 297-pound defensive lineman displays great power and quickness and has the ability to play multiple positions along the defensive front. He was an All-ACC performer as a senior at N.C. State and amassed 11 sacks and 20 tackles for loss in his two seasons with the Wolfpack.

CAREER HIGHLIGHTS:

- As a rookie in 2020, played in 10 games and totaled five tackles and a stop for loss. Appeared in the team's postseason contest.

TITANS TIDBITS:

- Since entering the NFL, Murchison has made an effort to make a difference in the lives of those in his hometown of Elizabethtown, N.C. In December 2020, during Murchison's rookie season, he provided new winter coats, toys, and holiday presents to children of single-parent households. In July 2021, he hosted his First Annual Community Fun Day for over 500 children and parents. The event included various activities for children such as TikTok dance competitions. A number of NFL players attended the event in support of Murchison, including fellow defensive lineman Tearl Tart.
- Larrell's fraternal brother, Farrell, who played running back at Winston Salem State, was diagnosed with testicular cancer in 2018. Larrell supported him through the treatment and recovery. "My role was to stay strong for him. We're extremely close, and it was hard. But we got through it, and he's now cancer free and about to graduate."
- Murchison grew up working with his mother at her restaurant in Elizabethtown called Glenda's Just Desserts and Lunch Counter, which she has owned for more than 10 years. He would work doing whatever needed to be done – mopping floors, sweeping, waiting tables and taking orders. "Everything is good, but if you go I'd say start with the fried pork chops, mac and cheese and cabbage."
- Murchison loves everything music and enjoys playing the drums. His dad played drums in the church when he was younger, and he just followed in his footsteps.

CAREER TRANSACTIONS:

- The Elizabethtown, N.C., native was selected by the Titans in the fifth round (174th overall) of the 2020 NFL Draft.

SEASON RECAPS:

- 2021 (11/5, 0/0):** Played in 11 games with five starts and registered eight tackles, including a stop for loss and a quarterback pressure. Placed on injured reserve on Oct. 1 and missed three games before being activated from injured reserve designated to return on Oct. 23. Was inactive for three regular season games and the postseason contest. Made his first career start against Arizona (9/12/21).
- Against Arizona (9/12), made his first career start at defensive end and collected a tackle. Teamed with Derick Roberson to bring down James Conner for no gain on a rush off left tackle in the second quarter.
 - At Seattle (9/19), started at defensive end and posted a tackle for loss. Stuffed Russell Wilson for a three-yard loss on a rush up the middle in the third quarter.
 - Against Indianapolis (9/26), played as a reserve at defensive end and tallied a tackle.
 - Against Kansas City (10/24), returned to the lineup as a reserve on the defensive front.
 - At Indianapolis (10/31), saw action as a reserve on the defensive front and posted a tackle and a quarterback pressure.

- At L.A. Rams (11/7), played as a reserve on the defensive front and tallied a tackle.
- Against New Orleans (11/14), started at defensive end.
- Against Houston (11/21), started at defensive end and totaled two tackles.
- At New England (11/28), played as a reserve at defensive end.
- Against Jacksonville (12/12), saw limited action as a reserve on the defensive front in the shutout victory.
- At Pittsburgh (12/19), was inactive.
- Against San Francisco (12/23), was inactive.
- Against Miami (1/2), was inactive.
- At Houston (1/9), started at defensive end and compiled a tackle. Combined with Bud Dupree to stop David Johnson for no gain on a rush off left guard in the first quarter.
- Against Cincinnati (1/22), was inactive.

2020 (10/0, 1/0): Played in 10 games as a rookie and registered five tackles, including a stop for loss. Was inactive for six games. Appeared as a reserve in the postseason contest and notched a tackle. Made his NFL debut against Jacksonville (9/20/20).

- Against Jacksonville (9/20), played as a reserve on the defensive front in his first NFL contest and posted a tackle.
- Against Buffalo (10/13), played as a reserve on the defensive front and tallied two tackles, including a stop for loss. Combined with Chris Jackson to stuff Devin Singletary for a three-yard loss on a rush up the middle in the first quarter.
- Against Indianapolis (11/12), saw limited action as a reserve on the defensive front before leaving the game late in the first quarter with an injury.
- At Jacksonville (12/13), returned to the lineup as a reserve on the defensive front and notched a tackle. Teamed with David Long Jr. to stuff Devine Ozigbo for a two-yard loss on a short pass late in the fourth quarter.
- At Houston (1/3), played as a reserve at defensive end and notched a tackle in the Titans' division-clinching victory.
- Against Baltimore (1/10), saw action as a reserve on the defensive front and posted a tackle in his postseason debut.

COLLEGE:

- During a two-year stint as a defensive tackle at North Carolina State, Murchison started in all 25 contests. He finished his Wolfpack career with 85 tackles, 11 sacks, 20 tackles for loss, five quarterback hits, an interception, three passes defended and three fumble recoveries. He started his collegiate career at Louisburg College and was named a NJCAA junior-college honorable mention All-American.
- As a senior (2019), started all 12 games at defensive tackle and registered 51 tackles. Led the Wolfpack with 12 tackles for loss and seven sacks. Named second-team All-ACC choice by the league and honorable mention All-ACC by Pro Football Focus. Ranked sixth in the ACC in sacks with 0.58 per game - the No. 52 mark in the FBS.
- As a redshirt junior (2018), started all 13 games at defensive tackle and posted 34 tackles, four sacks, eight tackles for loss, an interception, two passes defended and a fumble recovery. Ranked second on the team with four sacks. Earned the team's Cary Brewbaker Award for Defensive Lineman of the Year, as well as the Alpha Wolf Rising Award, which is given to the Most Improved Player.
- As a junior (2017), redshirted the season after transferring from Louisburg College.
- As a sophomore (2016), posted 41 tackles, 17.5 tackles for loss and 5.5

sacks for a Louisburg team that finished with 9-0 record. Named a NJCAA junior-college honorable mention All-American and was ranked the No. 42 JUCO nationally according to Scout.com.

- As a freshman (2015), attended Louisburg College in North Carolina and tallied 18 tackles, 1.5 sacks and six tackles for loss.
- Graduated in the summer of 2019 with a degree in sport management from North Carolina State.

PERSONAL:

- Attended East Bladen (Elizabethtown, N.C.) High School and was a three-year starter at fullback and defensive end.
- As a senior, rushed for 545 yards with five touchdowns while averaging 7.7 yards per carry. Recorded 83 total tackles, including 31 solo stops on defense.
- Was named first team all-area at defensive line and second team all-area

at fullback.

- Also played basketball and baseball where he was an outfielder and catcher.
- Son of Glenda and Milton Murchison and has two brothers and two sisters.
- Follow Murchison on Twitter at @Murchboy92.
- Follow Murchison on Instagram at @thraxrell1.
- Born Larrell Montale Murchison on April 24, 1997, in Elizabethtown, N.C.

LARRELL MURCHISON'S GAME-BY-GAME

2020 Tennessee Titans

Date	Opp	W/L	P/S	Tot	Solo	Asst	Sk	- Yds	QBP	TFL	Int-	Yds	-TD	PD	FF	FR-	Yds	SpT	
Sept 14	@ Den	W	IA																
Sept 20	Jax	W	p	1	0	1	0.0	0.0	0	0	0	0	0	0	0	0	0	0	0
Sept 27	@ Min	W	p	0	0	0	0.0	0.0	0	0	0	0	0	0	0	0	0	0	0
Oct 13	Buf	W	p	2	1	1	0.0	0.0	0	1	0	0	0	0	0	0	0	0	0
Oct 18	Hou	W	p	0	0	0	0.0	0.0	0	0	0	0	0	0	0	0	0	0	0
Oct 25	Pit	L	p	0	0	0	0.0	0.0	0	0	0	0	0	0	0	0	0	0	0
Nov 1	@ Cin	L	p	0	0	0	0.0	0.0	0	0	0	0	0	0	0	0	0	0	0
Nov 8	Chi	W	p	0	0	0	0.0	0.0	0	0	0	0	0	0	0	0	0	0	0
Nov 12	Ind	L	p	0	0	0	0.0	0.0	0	0	0	0	0	0	0	0	0	0	0
Nov 22	@ Bal	W	IA																
Nov 29	@ Ind	W	IA																
Dec 6	Cle	L	IA																
Dec 13	@ Jax	W	p	1	0	1	0.0	0.0	0	0	0	0	0	0	0	0	0	0	0
Dec 20	Det	W	IA																
Dec 27	@ GB	L	IA																
Jan 3	@ Hou	W	p	1	0	1	0.0	0.0	0	0	0	0	0	0	0	0	0	0	0
Totals	11-5	10/0		5	1	4	0.0	0.0	0	1	0	0	0	0	0	0	0	0	0
Playoffs																			
Jan 10	Bal	L	p	1	0	1	0.0	0.0	0	0	0	0	0	0	0	0	0	0	0
Totals	0-1	1/0		1	0	1	0.0	0.0	0	0	0	0	0	0	0	0	0	0	0

2021 Tennessee Titans

Date	Opp	W/L	P/S	Tot	Solo	Asst	Sk	- Yds	QBP	TFL	Int-	Yds	-TD	PD	FF	FR-	Yds	SpT	
Sept 12	Ari	L	S	1	0	1	0.0	0.0	0	0	0	0	0	0	0	0	0	0	0
Sept 19	@ Sea	W	S	1	1	0	0.0	0.0	0	1	0	0	0	0	0	0	0	0	0
Sept 26	Ind	W	p	1	1	0	0.0	0.0	0	0	0	0	0	0	0	0	0	0	0
Oct 3	@ NYJ	L	IR																
Oct 10	@ Jax	W	IR																
Oct 18	Buf	W	IR																
Oct 24	KC	W	p	0	0	0	0.0	0.0	0	0	0	0	0	0	0	0	0	0	0
Oct 31	@ Ind	W	p	1	1	0	0.0	0.0	1	0	0	0	0	0	0	0	0	0	0
Nov 7	@ LAR	W	p	1	0	1	0.0	0.0	0	0	0	0	0	0	0	0	0	0	0
Nov 14	NO	W	S	0	0	0	0.0	0.0	0	0	0	0	0	0	0	0	0	0	0
Nov 21	Hou	L	S	2	1	1	0.0	0.0	0	0	0	0	0	0	0	0	0	0	0
Nov 28	@ NE	L	p	0	0	0	0.0	0.0	0	0	0	0	0	0	0	0	0	0	0
Dec 12	Jax	W	p	0	0	0	0.0	0.0	0	0	0	0	0	0	0	0	0	0	0
Dec 19	@ Pit	L	IA																
Dec 23	SF	W	IA																
Jan 2	Mia	W	IA																
Jan 9	@ Hou	W	S	1	0	1	0.0	0.0	0	0	0	0	0	0	0	0	0	0	0
Totals	12-5	11/5		8	4	4	0.0	0.0	1	1	0	0	0	0	0	0	0	0	0
Playoffs																			
Jan 22	Cin	L	IA																
Totals	0-1	0/0		0	0	0	0.0	0.0	0	0	0	0	0	0	0	0	0	0	0

LARRELL MURCHISON'S NFL STATISTICS

REGULAR SEASON

Year	Team	GP	GS	TACKLES							INTERCEPTIONS					FUMBLES			
				Tot	Solo	Asst	Sk	Yds	QBP	TFL	No	Yds	Lg	TD	PD	FF	FR	Yds	SpT
2020	Tennessee	10	0	5	1	4	0.0	0.0	0	1	0	0	0	0	0	0	0	0	0
2021	Tennessee	11	5	8	4	4	0.0	0.0	1	1	0	0	0	0	0	0	0	0	0
NFL Totals		21	5	13	5	8	0.0	0.0	1	2	0	0	0	0	0	0	0	0	

PLAYOFFS

Year	Team	GP	GS	TACKLES							INTERCEPTIONS					FUMBLES			
				Tot	Solo	Asst	Sk	Yds	QBP	TFL	No	Yds	Lg	TD	PD	FF	FR	Yds	SpT
2020	Tennessee	1	0	1	0	1	0.0	0.0	0	0	0	0	0	0	0	0	0	0	0
2021	Tennessee	0	0	0	0	0	0.0	0.0	0	0	0	0	0	0	0	0	0	0	0
NFL Totals		1	0	1	0	1	0.0	0.0	0	0	0	0	0	0	0	0	0	0	

Single-Game Highs

Tackles - 2 (Twice, last vs. Buffalo 11/21/21)
 Tackles For Loss - 1 (Twice, last at Seattle 9/19/21)

Playoff Single-Game Highs

Tackles - 1 vs. Baltimore (1/10/21)



95 KYLE PEKO

DEFENSIVE TACKLE • 6'1" • 305 LBS • COLLEGE: OREGON STATE
ACQUIRED: FREE AGENT - 2021 • NFL EXPERIENCE (NFL/TITANS): 3/1
HOMETOWN: LA HABRA, CALIF.
GAMES PLAYED/GAMES STARTED: 21/3 (PLAYOFFS: 1/0)

PRO: The Titans signed free agent Kyle Peko during the 2021 offseason to add depth to the defensive line rotation. The 6-foot-1-inch, 305-pounder has appeared in 13 regular season games and amassed 13 tackles during three NFL seasons (2016-19) with the Denver Broncos and Buffalo Bills. He has also spent time with the Indianapolis Colts. The La Habra, Calif., native originally signed with the Broncos as an undrafted free agent following the 2016 NFL Draft.

CAREER HIGHLIGHTS:

- In 2017, Peko appeared in a career-best six games and totaled a career-high six tackles.

TITANS TIDBITS:

- Peko is athletic for his size and is able to do a backflip.
- Peko is the younger cousin of nose tackle Domata Peko, who was drafted by the Cincinnati Bengals in 2006 and the two became teammates on the Denver Broncos in 2017.
- In his spare time, Peko enjoys playing cards with his friends and spending time with his family, including his son, Kai, and daughter, Evangeline.

CAREER TRANSACTIONS:

- The La Habra, Calif., native originally signed with the Denver Broncos as a college free agent following the 2016 NFL Draft.
- Waived by the Broncos on Sept. 20, 2016 and signed to the team's practice squad two days later.
- Signed by the Broncos to the team's active roster off of the practice squad on Dec. 28, 2016.
- Waived by the Broncos on Sept. 2, 2017.
- Signed by the Broncos on Sept. 3, 2017.
- Waived by the Broncos on Sept. 9, 2017.
- Signed by the Broncos to their practice squad on Sept. 12, 2017.
- Signed by the Broncos to the team's active roster off of the practice squad Sept. 16, 2017.
- Waived by the Broncos on Oct. 21, 2017.
- Signed by the Broncos to the team's practice squad on Oct. 24, 2017.
- Signed by the Broncos to the team's active roster off of the practice squad on Nov. 25, 2017.
- Waived by the Broncos on Sept. 1, 2018 and added to the practice squad a day later.
- Waived by the Broncos on Sept. 11, 2018.
- Signed by the Buffalo Bills to the team's practice squad on Sept. 12, 2018.
- Signed by the Bills to the team's active roster off of the practice squad on Dec. 31, 2018.
- Waived by the Bills on Aug. 31, 2019.
- Signed by the Bills to the team's practice squad on Sept. 1, 2019.
- Signed by the Bills to the team's active roster off of the practice squad Sept. 24, 2019.
- Waived by the Bills on Nov. 2, 2019.
- Claimed by the Indianapolis Colts off waivers from the Bills on Nov. 4, 2019.
- Waived by the Colts on Nov. 9, 2019.
- Signed by the Colts to the team's practice squad on Nov. 11, 2019.
- Signed to the Broncos active roster off of the Colts practice squad on Dec. 14, 2019.
- Waived by the Broncos on Feb. 18, 2021.
- Signed by the Titans on July 26, 2021.
- Waived injured by the Titans on Sept. 4, 2021
- Signed by the Titans to the team's practice squad on Oct. 13, 2021.

- Activated from the practice squad to the active roster standard elevation on Nov. 13, 2021.

- Signed by the Titans to their active roster from the practice squad on Nov. 17, 2021.

SEASON RECAPS:

2021 (8/3, 1/0 - Tennessee): Saw action in eight games with three starts and registered 10 tackles, two sacks, five quarterback pressures, two stops for loss and a forced fumble. Spent four weeks on the team's practice squad after being signed as a free agent on Oct. 13. Played as a reserve in the postseason contest and posted two tackles, including a half sack and a quarterback pressure. Tied for the team lead in sacks twice in 2021 (vs. MIA, at HOU). Made his first career NFL start at New England (11/28/21).

- Against New Orleans (11/14), made his Titans debut as a reserve on the defensive front and collected a career-high three tackles with a quarterback pressure.
- Against Houston (11/21), saw action as a reserve on the defensive front.
- At New England (11/28), made his first career NFL start at nose tackle.
- Against Jacksonville (12/12), saw action as a reserve on the defensive front and posted a quarterback pressure in the shutout victory.
- At Pittsburgh (12/19), started on the defensive front and notched a tackle and a quarterback pressure. Stonewalled Ben Roethlisberger for no gain on a second-and-goal sneak from the one-yard line in the third quarter.
- Against San Francisco (12/23), played as a reserve at nose tackle and tallied two tackles.
- Against Miami (1/2), saw action as a reserve on the defensive front and notched two tackles, including his first career sack, his first career forced fumble and a quarterback pressure. Strip-sacked Tua Tagovailoa for a six-yard loss but the fumble was recovered by the Dolphins in the fourth quarter.
- At Houston (1/9), started at nose tackle and compiled two tackles, including a sack, another stop for loss and a quarterback pressure. Dropped Davis Mills for a three-yard sack on the final play of the opening quarter. Combined with David Long Jr. to stop Rex Burkhead for a one-yard loss on a rush off right guard in the second stanza.
- Against Cincinnati (1/22), made his postseason debut as a reserve on the defensive front and registered two tackles, including a half sack and a quarterback pressure. Combined with Zach Cunningham to drop Joe Mixon for a one-yard loss on a rush off left guard in the final stanza. Teamed with Harold Landry III to sack Joe Burrow for a seven-yard loss in the fourth quarter.

2020: Opted out of the season during the COVID-19 pandemic.

2019 (4/0 - Buffalo; 2/0 Denver): Played in four games as a reserve with the Bills and notched four tackles. Spent the first three games of the season on the Bills' practice squad. Waived by the Bills on Nov. 2 and claimed by the Indianapolis Colts off waivers on Nov. 4. Was inactive for one game with the Colts and spent four weeks on the team's practice squad. Signed to the Broncos active roster off of the Colts practice squad on Dec. 14. Appeared in two games with the Bills and registered a tackle. Was inactive for the regular season finale.

2018 (0/0 - Denver; 0/0 - Buffalo): Spent time on the practice squads of the Denver Broncos (first week) and Buffalo Bills (final 15 weeks).

2017 (6/0 - Denver): Saw action in six games with the Broncos tallying six tackles. Was inactive for four games and spent five weeks on the team's practice squad.

KYLE PEKO'S NFL STATISTICS

REGULAR SEASON		TACKLES										INTERCEPTIONS					FUMBLES					
Year	Team	GP	GS	Tot	Solo	Asst	Sk	Yds	QBP	TFL	No	Yds	Lg	TD	PD	FF	FR	Yds	SpT			
2016	Denver	1	0	2	2	0	0.0	0.0	0	0	0	0	0	0	0	0	0	0	0			
2017	Denver	6	0	6	4	2	0.0	0.0	0	0	0	0	0	0	0	0	0	0	0			
2018	DEN/BUF	0	0	Practice Squad										0	0	0	0	0	0	0	0	0
2019	BUF/DEN	6	0	5	1	4	0.0	0.0	0	0	0	0	0	0	0	0	0	0	0			
2020	Denver	Opt Out - COVID-19										0	0	0	0	0	0	0	0	0	0	
2021	Tennessee	8	3	10	7	3	2.0	5.0	5	2	0	0	0	0	0	1	0	0	0			
NFL Totals		21	3	23	14	9	2.0	5.0	5	2	0	0	0	0	0	1	0	0	0			

PLAYOFFS		TACKLES										INTERCEPTIONS					FUMBLES			
Year	Team	GP	GS	Tot	Solo	Asst	Sk	Yds	QBP	TFL	No	Yds	Lg	TD	PD	FF	FR	Yds	SpT	
2021	Tennessee	1	0	2	0	2	0.5	3.5	1	0	0	0	0	0	0	0	0	0	0	
NFL Totals		1	0	2	0	2	0.5	3.5	1	0	0	0	0	0	0	0	0	0	0	

Single-Game Highs

Tackles - **3 vs. New Orleans (11/14/21)**
 Sacks - **1 (Twice, last at Houston (1/9/22))**
 Forced Fumbles - **1 vs. Miami (1/2/22)**

Playoff Single-Game Highs

Tackles - **2 vs. Cincinnati (1/22/22)**
 Sacks - **0.5 vs. Cincinnati (1/22/22)**
 Quarterback Pressures - **1 vs. Cincinnati (1/22/22)**



85 MYCOLE PRUITT

TIGHT END • 6'2" • 245 LBS • COLLEGE: SOUTHERN ILLINOIS
ACQUIRED: FREE AGENT - 2018 • NFL EXPERIENCE (NFL/TITANS): 6/4
HOMETOWN: SOUTH BEND, IND.
GAMES PLAYED/GAMES STARTED: 79/27 (PLAYOFFS: 5/2)

PRO: The Titans signed MyCole Pruitt from the Houston Texans' practice squad following Week 1 of the 2018 season. In his first two seasons with the club, he became an increasingly important member of the offense's tight end rotation, primarily excelling as a blocker. The 6-foot-2-inch, 245-pounder appeared in 31 games with 11 starts from 2018 through 2019 and totaled 15 receptions for 192 yards and two touchdowns. The Southern Illinois product was originally selected by the Minnesota Vikings in the fifth round of the 2015 NFL Draft and has also spent time with the Chicago Bears, Buffalo Bills and Houston Texans.

CAREER HIGHLIGHTS:

- In 2019, he played in all 16 games for the second time in his career and set a career high with 10 starts. He posted six receptions for 90 yards and one touchdown, and he added four catches for 28 yards in three playoff games (one start).
- In his first season with the Titans in 2018, Pruitt tallied nine catches for a career-best 102 yards with a touchdown.
- As a rookie in 2015, Pruitt saw action in all 16 games and grabbed 10 receptions for 89 yards.

TITANS TIDBITS:

- The name MyCole has a unique origin. Pruitt's mother's name is Colette. Cole means "people's victory" in Greek baby names. She named him MyCole for My-Victory. MyCole is his mother's victory.

CAREER TRANSACTIONS:

- The South Bend, Ind., native was originally selected by the Minnesota Vikings in the fifth round (143rd overall) of the 2015 NFL Draft.
- Waived by the Vikings on Nov. 8, 2016 and signed to the team's practice squad two days later.
- Signed by the Chicago Bears to their active roster from the Vikings' practice squad on Dec. 13, 2016.
- Waived by the Bears on Sept. 2, 2017.
- Signed by the Buffalo Bills to their practice squad on Sept. 4, 2017.
- Waived from the Bills practice squad on Sept. 14, 2017.
- Signed by the Houston Texans to their practice squad on Sept. 16, 2017.
- Signed by the Texans to their active roster from the practice squad on Dec. 5, 2017.
- Waived by the Texans on Sept. 2, 2018 and signed to the team's practice squad two days later.
- Signed by the Titans to their active roster from the Texans' practice squad on Sept. 10, 2018.
- Signed by the Titans to their practice squad on Sept. 3, 2021.
- Activated from the practice squad to the active roster standard elevation on Sept. 11, 2021.
- Signed to the Titans active roster from the practice squad on Sept. 13, 2021.

SEASON RECAPS:

- 2021 (16/9 - Tennessee):** Played in 16 games with nine starts at tight end and posted career-highs with 14 catches and 145 receiving yards. Tied for second on the team with a career-best three receiving touchdowns. Placed on injured reserve on Jan. 3 and missed the regular season finale and the postseason contest. Tied for the team lead in special teams tackles once in 2021 (at NYJ).
- Against Arizona (9/12), started at tight end.
 - At Seattle (9/19), played as a reserve at tight end and posted career-highs with three receptions and 43 receiving yards.

- Against Indianapolis (9/26), saw action as a reserve at tight end and caught one pass for seven yards. Kept the Titans' final scoring drive alive with a seven-yard reception on third-and-four in the final quarter.
- At N.Y. Jets (10/3), started at tight end and caught one pass for 14 yards. Also added a two-point conversion reception. Registered a special teams tackle on coverage units. Made the score 17-10 with a two-point conversion reception in the fourth quarter.
- At Jacksonville (10/10), played as a reserve at tight end and snared a 14-yard touchdown reception. Increased the Titans' advantage to 21-13 with a 14-yard touchdown catch over the middle in the second quarter.
- Against Buffalo (10/18), saw action as a reserve at tight end and on special teams.
- Against Kansas City (10/24), played as a reserve at tight end and caught two passes for 27 yards with a touchdown. Gave the Titans an early 7-0 lead with a five-yard touchdown catch from Derrick Henry in the first quarter. Helped set up a Titans' field goal with a 22-yard catch over the middle in the second quarter.
- At Indianapolis (10/31), started at tight end and snared two receptions for 22 yards.
- At L.A. Rams (11/7), started at tight end.
- Against New Orleans (11/14), started at tight end and hauled in a touchdown reception. Hauled in a two-yard touchdown toss to give the Titans a 20-6 lead early in the third stanza.
- Against Houston (11/21), started at tight end.
- At New England (11/28), played as a reserve at tight end and snared one reception for 10 yards.
- Against Jacksonville (12/12), saw action as a reserve at tight end and caught one pass for five yards.
- At Pittsburgh (12/19), started at tight end and caught one pass for one yard.
- Against San Francisco (12/23), started at tight end.
- Against Miami (1/2), started at tight end but left the game in the second quarter with an injury.

- 2020 (11/4, 1/0 - Tennessee):** Played in 11 games with four starts at tight end and caught five passes for 49 yards with two touchdowns. Added another touchdown on a fumble recovery. Was inactive for three games. Missed two games while on the reserve/COVID-19 list. Saw action as a reserve in the postseason contest.
- At Denver (9/14), started at tight end and snared a one-yard touchdown reception. Evened the score at 7-7 with an acrobatic one-yard touchdown grab from Ryan Tannehill in the second quarter.
 - At Minnesota (9/27), saw action as a reserve at tight end and tied a career-best with two catches for 16 yards.
 - Against Cleveland (12/6), started at tight end and hauled in a 22-yard touchdown reception. Scored another touchdown on a fumble recovery. Scored two touchdowns in a game for the first time in his career. Got open over the middle and hauled in a 22-yard touchdown pass early in the third quarter. Scooped up an A.J. Brown fumble and rumbled three yards for a touchdown in the third stanza.
 - At Jacksonville (12/13), played as a reserve at tight end and helped open holes for Titans' rushers to gain 249 yards on the ground, including a 215-yard performance by Derrick Henry.
 - At Houston (1/3), saw action as a reserve at tight end and blocked for Derrick Henry to gain a franchise-record 250 rushing yards in the Titans' division-clinching victory and in the process become the eighth player in NFL history to eclipse 2,000 rushing yards in a season.

- 2019 (16/10, 3/1 - Tennessee):** Played in all 16 games with 10 starts at

at tight end and collected six receptions for 90 yards with a touchdown. Registered a special teams tackle on coverage units. Played in all three postseason contests with a start at tight end and notched four catches for 28 yards. Tied for the team lead in receptions once (at NE). Tied for the team lead in special teams tackles once (vs. BUF).

- Against Buffalo (10/6), started at tight end. Notched a special teams tackle on coverage units.
- Against L.A. Chargers (10/20), started at tight end and helped the offense amass 403 total yards.
- Against Kansas City (11/10), started at tight end and helped open holes for Titans' rushers to gain 225 yards on the ground.
- Against Jacksonville (11/24), saw action as a reserve at tight end and snared one pass for 20 yards.
- At Oakland (12/8), started at tight end and hauled in one pass for a career-long 42 yards. Set up a Titans touchdown by getting open down the seam and hauling in a 42-yard reception in the third stanza.
- Against Houston (12/15), started at tight end and helped open holes for Titans' rushers to gain 163 yards on the ground.
- Against New Orleans (12/22), started at tight end and caught two passes for 15 yards.
- At Houston (12/29), played as a reserve at tight end and caught two passes for 13 yards with a touchdown. Gave the Titans a 14-7 lead with a one-yard touchdown grab early in the second quarter.
- At New England (1/4), tied for the team lead with two catches for four yards.
- At Baltimore (1/11), started at tight end and grabbed one pass for 15 yards.
- At Kansas City (1/19), played as a reserve at tight end and snared one pass for nine yards.

2018 (15/1 - Tennessee): Played in 15 games with one start at tight end in his first season with the Titans. Registered nine receptions for a career-best 102 yards with a touchdown. Joined the Titans in Week 2 from the Texans' practice squad. Registered his first career touchdown reception against Washington (12/22/18).

- At Indianapolis (11/18), played as a reserve at tight end and caught one pass for 19 yards. Set up the Titans' touchdown with an acrobatic 19-yard catch down to the Colts' one-yard line in the fourth quarter.
- At Houston (11/26), saw action as a reserve at tight end and caught one pass for 13 yards.
- Against N.Y. Jets (12/2), played as a reserve at tight end and caught one pass for four yards.
- Against Jacksonville (12/6), saw action as a reserve at tight end and snared one reception for nine yards.
- At N.Y. Giants (12/16), played as a reserve at tight end and hauled in one reception for two yards.
- Against Washington (12/22), started at tight end and snared two receptions for 29 yards with a touchdown. Kickstarted a Titans' scoring drive with a 27-yard catch over the middle late in the third quarter. Gave the Titans a 19-16 lead with his first career touchdown catch, a two-yard play-action reception for the winning score, in the final stanza.
- Against Indianapolis (12/30), played as a reserve at tight end and caught two passes for 26 yards.

2017 (1/0 - Houston): Saw action in one game as a reserve tight end. Was inactive for one contest before being placed on injured reserve on Dec. 19, 2017. Spent 10 weeks on the Texans' practice squad. Spent the first week on the Buffalo Bills' practice squad.

2016 (2/0 - Minnesota; 2/0 - Chicago): Appeared in two games as a reserve with the Vikings and caught one pass for seven yards. Was inactive for six games. Spent five weeks on the Vikings' practice squad before signing to the Bears' active roster. Saw action in two games as a reserve with the Bears and snared one reception for six yards. Was inactive for

one contest.

- Against N.Y. Giants (10/3), caught one pass for a seven-yard gain as a member of the Vikings.
- At Minnesota (1/1), recorded one reception for six yards in the season finale as a member of the Bears.

2015 (16/3, 1/1 - Minnesota): Played in all 16 games as a rookie and logged three starts. Hauled in 10 receptions for 89 yards. Started his first career postseason game and amassed two receptions for 22 yards.

- At Arizona (12/10), tied a career-high two receptions for a career-high 36 receiving yards.

COLLEGE:

- Played four seasons (2011-14) at Southern Illinois and finished his career as the Missouri Valley Football Conference's all-time leader in career receptions (211), receiving yards (2,601) and receiving touchdowns (25) among tight ends. Named the best tight end in the history of the Missouri Valley Football Conference as part of the conference's 30-year anniversary.
- Named a consensus First-Team All-American following the 2013 and 2014 seasons. Was twice named the CFPA's FCS Tight End of the Year (2013, 2014).
- Holds the Southern Illinois career record with 221 receptions and the Southern Illinois single-season record with 81 receptions.
- As a senior (2014), named first-team All-American by the Associated Press, AFCA, ADA, The Sports Network and Walter Camp Foundation and was a first-team All-MVFC selection. Posted a school record and led the MVFC with 81 receptions. Had 13 touchdown receptions, including at least one in every MVFC game.
- As a junior (2013), started 10 games, but missed the final two games of the season after playing the second half against Missouri State with a broken leg. Led the MVFC and was third in the nation with 48 receptions by a tight end. Led the MVFC and was second in the nation with 601 receiving yards by a tight end. Finished third in the MVFC with 4.8 receptions per game.
- As a sophomore (2012), started all 11 games at tight end and led the team with 49 receptions, 577 receiving yards and four touchdown receptions.
- As a redshirt freshman (2011), started eight games, including the final seven games of the season and led the team in receptions, receiving yards and receiving touchdowns.
- Graduated in December 2014 from Southern Illinois with a bachelor's degree in industrial technology.

PERSONAL:

- Attended Kirkwood (Mo.) High School and named all-conference three times as a defensive end and as a tight end as a senior.
- As a senior, caught 30 passes for 397 yards and six touchdowns and posted 50 tackles, 14 tackles for a loss and six sacks.
- His team advanced to the second round of the playoffs in his junior season, and went 10-1 and made the state playoffs during his sophomore year.
- Played volleyball, track and field and basketball in high school, leading his basketball team to a 2008-09 district title.
- Follow Pruitt on Twitter and on Instagram at @flyycole_x4.
- Born MyCole Pruitt on March 24, 1992 in South Bend, Ind.

MyCOLE PRUITT'S TITANS GAME-BY-GAME

2018 Tennessee Titans

Date	Opp.	W/L	P/S	RECEIVING					TD
				No	Yds	Avg	Lg		
Sept 16	Hou	W	p	0	0	-	0	0	
Sept 23	@ Jax	W	p	0	0	-	0	0	
Sept 30	Phi	W	p	0	0	-	0	0	
Oct 7	@ Buf	L	p	0	0	-	0	0	
Oct 14	Bal	L	p	0	0	-	0	0	
Oct 21	@ LAC	L	p	0	0	-	0	0	
Nov 5	@ Dal	W	p	0	0	-	0	0	
Nov 11	NE	W	p	0	0	-	0	0	
Nov 18	@ Ind	L	p	1	19	19.0	19	0	
Nov 26	@ Hou	L	p	1	13	13.0	13	0	
Dec 2	NYJ	W	p	1	4	4.0	4	0	
Dec 6	Jax	W	p	1	9	9.0	9	0	
Dec 16	@ NYG	W	p	1	2	2.0	2	0	
Dec 22	Was	W	S	2	29	14.5	27	1	
Dec 30	Ind	L	p	2	26	13.0	17	0	
Totals		9-6	15/1	9	102	11.3	27	1	

2019 Tennessee Titans

Date	Opp.	W/L	P/S	RECEIVING					TD
				No	Yds	Avg	Lg		
Sept 8	@ Cle	W	p	0	0	-	0	0	
Sept 15	Ind	L	S	0	0	-	0	0	
Sept 19	@ Jax	L	p	0	0	-	0	0	
Sept 29	@ Atl	W	p	0	0	-	0	0	
Oct 6	Buf	L	S	0	0	-	0	0	
Oct 13	@ Den	L	S	0	0	-	0	0	
Oct 20	LAC	W	S	0	0	-	0	0	
Oct 27	TB	W	S	0	0	-	0	0	
Nov 3	@ Car	L	S	0	0	-	0	0	
Nov 10	KC	W	S	0	0	-	0	0	
Nov 24	Jax	W	p	1	20	20.0	20	0	
Dec 1	@ Ind	W	p	0	0	-	0	0	
Dec 8	@ Oak	W	S	1	42	42.0	42	0	
Dec 15	Hou	L	S	0	0	-	0	0	
Dec 22	NO	L	S	2	15	7.5	10	0	
Dec 29	@ Hou	W	p	2	13	6.5	12	1	
Totals		9-7	16/10	6	90	15.0	42	1	
Playoffs									
Jan 4	@ NE	W	p	2	4	2.0	4	0	
Jan 11	@ Bal	W	S	1	15	15.0	15	0	
Jan 19	@ KC	L	p	1	9	9.0	9	0	
Totals		2-1	3/1	4	28	7.0	15	0	

2020 Tennessee Titans

Date	Opp.	W/L	P/S	RECEIVING					TD
				No	Yds	Avg	Lg		
Sept 14	@ Den	W	S	1	1	1.0	1	1	
Sept 20	Jax	W	p	0	0	-	0	0	
Sept 27	@ Min	W	p	2	16	8.0	10	0	
Oct 13	Buf	W	R/C						
Oct 18	Hou	W	R/C						
Oct 25	Pit	L	S	0	0	-	0	0	
Nov 1	@ Cin	L	S	0	0	-	0	0	
Nov 8	Chi	W	p	0	0	-	0	0	
Nov 12	Ind	L	IA						
Nov 22	@ Bal	W	IA						
Nov 29	@ Ind	W	IA						
Dec 6	Cle	L	S	1	22	22.0	22t	1	
Dec 13	@ Jax	W	p	0	0	-	0	0	
Dec 20	Det	W	p	1	10	10.0	10	0	
Dec 27	@ GB	L	p	0	0	-	0	0	
Jan 3	@ Hou	W	p	0	0	-	0	0	
Totals		11-5	11/4	5	49	9.8	22t	2	
Playoffs									
Jan 10	Bal	L	p	0	0	-	0	0	
Totals		0-1	1/0	0	0	0.0	0	0	

2021 Tennessee Titans

Date	Opp.	W/L	P/S	RECEIVING					TD
				No	Yds	Avg	Lg		
Sept 12	Ari	L	S	0	0	-	0	0	
Sept 19	@ Sea	W	p	3	43	14.3	22	0	
Sept 26	Ind	W	p	1	7	7.0	7	0	
Oct 3	@ NYJ	L	S	1	14	14.0	14	0	
Oct 10	@ Jax	W	p	1	14	14.0	14t	1	
Oct 18	Buf	W	p	0	0	-	0	0	
Oct 24	KC	W	p	2	27	13.5	22	1	
Oct 31	@ Ind	W	S	2	22	11.0	14	0	
Nov 7	@ LAR	W	S	0	0	-	0	0	
Nov 14	NO	W	S	1	2	2.0	2t	1	
Nov 21	Hou	L	S	0	0	-	0	0	
Nov 28	@ NE	L	p	1	10	10.0	10	0	
Dec 12	Jax	W	p	1	5	5.0	5	0	
Dec 19	@ Pit	L	S	1	1	1.0	1	0	
Dec 23	SF	W	S	0	0	-	0	0	
Jan 2	Mia	W	S	0	0	-	0	0	
Jan 9	@ Hou								
Totals		11-5	16/9	14	145	10.4	22	3	

MyCOLE PRUITT'S NFL STATISTICS

REGULAR SEASON

Year	Team	REGULAR SEASON		RECEIVING					RUSHING				
		GP	GS	No	Yds	Avg	Lg	TD	Att	Yds	Avg	Lg	TD
2015	Minnesota	16	3	10	89	8.9	32	0	0	0	-	0	0
2016	MIN/CHI	4	0	2	13	6.5	7	0	0	0	-	0	0
2017	Houston	1	0	0	0	-	0	0	0	0	-	0	0
2018	Tennessee	15	1	9	102	11.3	27	1	0	0	-	0	0
2019	Tennessee	16	10	6	90	15.0	42	1	0	0	-	0	0
2020	Tennessee	11	4	5	49	9.8	22t	2	0	0	-	0	0
2021	Tennessee	16	9	14	145	10.4	22	3	0	0	-	0	0
NFL Totals		79	27	46	488	10.6	42	7	0	0	-	0	0

PLAYOFFS

Year	Team	PLAYOFFS		RECEIVING					RUSHING				
		GP	GS	No	Yds	Avg	Lg	TD	Att	Yds	Avg	Lg	TD
2015	Minnesota	1	1	2	22	11.0	18	0	0	0	-	0	0
2019	Tennessee	3	1	4	28	7.0	15	0	0	0	-	0	0
2020	Tennessee	1	0	0	0	-	0	0	0	0	-	0	0
NFL Totals		5	2	6	50	8.3	18	0	0	0	-	0	0

Single-Game Highs


Receptions - **3 at Seattle (9/19/21)**
 Receiving Yards - **43 at Seattle (9/19/21)**
 Long Reception - 42 at Oakland (12/8/19)
 Touchdowns - 1 (**Seven times, last vs. New Orleans 11/14/21**)

Playoff Single-Game Highs

Receptions - 2 (Twice, last at New England 1/4/20)
 Receiving Yards - 22 vs. Seattle (1/10/16)
 Long Reception - 18 vs. Seattle (1/10/16)

Additional Statistics

Special Teams Tackles - 1 (2015), 1 (2016), 1 (2019), **1 (2021)**
 Kickoff Returns - 1 for 12 yards (2015)
 Fumble Recovery For Touchdown - 1 vs. Cleveland (12/6/20)
 Two-Point Conversion Reception - **1 at N.Y. Jets (10/3/21)**



72 DAVID QUESSENBERY

OFFENSIVE LINEMAN • 6'5" • 305 LBS • COLLEGE: SAN JOSE STATE
ACQUIRED: FREE AGENT - 2018 • NFL EXPERIENCE (NFL/TITANS): 3/2
HOMETOWN: LA JOLLA, CALIF.
GAMES PLAYED/GAMES STARTED: 35/23 (PLAYOFFS: 2/2)

PRO: The Titans signed offensive lineman David Quessenberry to the practice squad during Week 2 of the 2018 season. The 6-foot-5-inch, 305-pounder enjoyed his most successful season in 2020 when he appeared in 12 games with six starts at left tackle. The San Jose State product was originally drafted by the Houston Texans in the sixth round (176th overall) of the 2013 NFL Draft. He spent his rookie season on injured reserve, and spent the 2014-16 seasons on reserve/non-football illness list after being diagnosed with non-Hodgkin's lymphoma in June 2014. He was medically cleared and returned to action in 2017 as a member of the Texans practice squad. He was signed to the active roster on Dec. 19, 2017 and appeared in two contests for Houston. Quessenberry spent majority of the 2018 season on the Titans' practice squad, and in 2019 he spent time on the team's active roster and practice squad. The La Jolla, Calif., native appeared in four games in 2019 and caught his first career touchdown.

CAREER HIGHLIGHTS:

- In 2020, Quessenberry saw action in a career-high 12 games with a career-best six starts at left tackle and helped open holes for Derrick Henry become the eighth player in NFL history to surpass 2,000 rushing yards in a season.
- In 2019, Quessenberry appeared in a then career-high four games for the Titans and caught his first career touchdown on a one-yard catch.

TITANS TIDBITS:

- Quessenberry was diagnosed with non-Hodgkin's lymphoma in June 2014. He returned to Houston's practice squad in 2017 and made his NFL debut in Week 16 of the 2017 season.
- Won the Professional Football Writers of America's 2017 George Halas Award, given to a player, coach or staff member in the NFL who overcomes adversity to succeed.
- His father, David Sr., graduated from the Naval Academy in 1980 where he played football for the Midshipmen.
- His younger brother, Paul, played defensive end and linebacker for Navy.
- His youngest brother, Scott, was an offensive lineman at UCLA and currently plays for the Los Angeles Chargers.

CAREER TRANSACTIONS:

- The La Jolla, Calif., native was selected by the Houston Texans in the sixth round (176th overall) of the 2013 NFL Draft.
- Placed on reserve/non-football illness list on Aug. 25, 2014.
- Placed on reserve/non-football illness list on Sept. 1, 2015.
- Placed on reserve/non-football illness list on May 31, 2016.
- Reinstated by the Texans on Feb. 7, 2017.
- Waived by the Texans on Sept. 2, 2017 and added to the team's practice squad a day later.
- Signed to the Texans active roster from the practice squad on Dec. 19, 2017.
- Waived by the Texans on Sept. 1, 2018.
- Signed by the Titans to the practice squad on Sept. 11, 2018.
- Signed by the Titans to a future's contract on Jan. 1, 2019.
- Waived by the Titans on Oct. 7, 2019 and signed to the team's practice squad a day later.
- Signed by the Titans to a future's contract on Jan. 20, 2020.
- Waived by the Titans on Sept. 5, 2020 and signed to the team's practice squad a day later.
- Activated from the practice squad to the active roster COVID-19 replacement on Oct. 13, 2020.

- Activated from the practice squad to the active roster standard elevation on Oct. 24, 2020.
- Signed to the Titans active roster from the practice squad on Oct. 27, 2020.

SEASON RECAPS:

2021 (17/17, 1/1 - Tennessee): Started all 17 games at right tackle and blocked for the NFL's fifth-ranked rushing attack. Started the postseason contest at right tackle.

- Against Arizona (9/12), started at right tackle.
- At Seattle (9/19), started at right tackle and helped open holes for Derrick Henry to rush for 182 yards.
- Against Indianapolis (9/26), started at right tackle and blocked for Titans' rushers to gain 180 yards on the ground.
- At N.Y. Jets (10/3), started at right tackle.
- At Jacksonville (10/10), started at right tackle and helped block for Derrick Henry to amass 130 yards on the ground with three rushing touchdowns.
- Against Buffalo (10/18), started at right tackle and was a part of an offensive front that did not allow a sack on 29 pass attempts. Helped open holes for Derrick Henry to amass 143 rushing yards and three scores on 23 carries.
- Against Kansas City (10/24), started at right tackle and helped block for an offense that registered 369 total yards while only allowing one sack on 28 pass attempts.
- At Indianapolis (10/31), started at right tackle and helped the offense amass 340 total yards in the victory.
- At L.A. Rams (11/7), started at right tackle.
- Against New Orleans (11/14), started at right tackle.
- Against Houston (11/21), started at right tackle.
- At New England (11/28), started at right tackle and opened holes for Titans ball carriers to amass 270 yards on the ground, including two 100-yard rushers.
- Against Jacksonville (12/12), started at right tackle.
- At Pittsburgh (12/19), started at right tackle and helped block for Titans' ball carriers to amass 201 rushing yards.
- Against San Francisco (12/23), started at right tackle. Helped the Titans convert a season-high nine third downs on 16 attempts in the game, while scoring on four of its five possessions in the second half.
- Against Miami (1/2), started at right tackle and helped open holes for Titans' ball carriers to gain 198 yards on the ground with two rushing scores.
- At Houston (1/9), started at right tackle and helped block for an offense that registered 405 total yards while only allowing one sack on 32 pass attempts.
- Against Cincinnati (1/22), started at right tackle and helped open holes for Titans' rushers to amass 140 yards on the ground on 27 carries.

2020 (12/6, 1/1 - Tennessee): Played in a career-high 12 games with a career-best six starts at left tackle and helped Derrick Henry become the eighth player in NFL history to eclipse 2,000 rushing yards in a season. Spent four weeks on the team's practice squad. Was elevated to the active roster from the practice squad on gameday twice. Started the postseason contest at left tackle. Started his first career NFL contest at Indianapolis (11/29/20).

- At Baltimore (11/22), entered the game as a reserve at left tackle in the fourth quarter after Ty Sambrailo left the game with an injury.
- At Indianapolis (11/29), made his first career NFL start at left tackle and blocked for Titans' rushers to gain 229 yards on 45 carries. Member of an offensive front that allowed just one sack on 22 pass attempts.

- At Jacksonville (12/13), started at left tackle and helped open holes for Titans' rushers to gain 249 yards on the ground, including a 215-yard performance by Derrick Henry.
- Against Detroit (12/20), started at left tackle and helped block for Titans' ball carriers to gain 195 yards and score three touchdowns on the ground.
- At Houston (1/3), started at left tackle and blocked for Derrick Henry to gain a franchise-record 250 rushing yards in the Titans' division-clinching victory and in the process become the eighth player in NFL history to eclipse 2,000 rushing yards in a season.
- Against Baltimore (1/10), made his first career postseason start at left tackle in his playoff debut.

2019 (4/0 - Tennessee): Played in a career-high four games as a reserve and snared a touchdown reception. Was inactive for one contest. Spent the final 14 weeks, including all three postseason contests, on the Titans' practice squad.

- At Cleveland (9/8), made his Titans debut as a reserve on special teams.
- Against Indianapolis (9/15), played as a reserve and hauled in his first career touchdown reception. Evened the score at 7-7 with his first career reception, a one-yard touchdown catch, on the first play of the second quarter.
- At Jacksonville (9/19), saw limited action as an extra tight end.
- At Atlanta (9/29), played as a reserve on special teams and as an extra tight end.

2018 (0/0 - Tennessee): Spent the final 15 games of the season with the Titans on the practice squad.

2017 (2/0 - Houston): Spent majority of the season on the practice squad before being signed to the active roster Week 16. Appeared in the final two contests.

- Against Pittsburgh (12/25), made his NFL debut three years after being diagnosed with lymphoma and served as a team captain.
- At Indianapolis (12/31), saw action as an extra tackle.

2016 (0/0 - Houston): Spent the entire season on the reserve/non-football illness list.

2015 (0/0 - Houston): Spent the entire season on the reserve/non-football illness list.

2014 (0/0 - Houston): Spent the entire season on the reserve/non-football illness list.

2013 (0/0 - Houston): Was inactive for the season opener at San Diego (9/9) before being placed on injured reserve Sept. 10.

COLLEGE:

- In four seasons at San Jose State (2009-12), Quessenberry appeared in 49 games, starting the final 37 contests he appeared in at left tackle.
- As a senior (2012), started all 12 games at left tackle and earned All-Western Athletic Conference first-team honors. Became the first offensive lineman in program history to play in the Senior Bowl after recording 32 touchdown-resulting blocks. Named a finalist for the Burlsworth Trophy, given to the top FBS player that began his career as a non-scholarship player.
- As a junior (2011), started all 12 games at left tackle and earned second-team All-WAC honors as a junior.
- As a sophomore (2010), started all 13 games after taking over left tackle duties. Also contributed on special teams as a punt protector and lineman on kick-scoring tries. Placed on scholarship prior to the beginning of the season after walking on as a freshman.
- As a redshirt freshman (2009), played in all 12 games as a reserve offensive tackle and extra tight end.
- As a freshman (2008), redshirted.
- Graduated from San Jose State in December 2012 with a degree in history.

PERSONAL:

- Attended La Costa Canyon (Calif.) High School where he helped lead the Mavericks to a 7-4 record as a senior.
- As a junior, the 6-foot-3 inch, 190-pounder helped the Mavericks reach a 9-3 record. He grew two inches and added 35 pounds to his frame following

his junior season.

- Also lettered in lacrosse.
- Follow Quessenberry on Twitter and Instagram at @davidqberry.
- Born David Quessenberry on Aug. 24, 1990 in La Jolla, Calif.

DAVID QUESSENBERRY'S NFL STATISTICS

REGULAR SEASON

Year	Team	GP	GS
2017	Houston	2	0
2019	Tennessee	4	0
2020	Tennessee	12	6
2021	Tennessee	17	17
NFL Totals		35	23

PLAYOFFS

Year	Team	GP	GS
2020	Tennessee	1	1
2021	Tennessee	1	1
NFL Totals		2	2

Starts Breakdown:

2020 - LT 6 (Playoffs - LT 1); 2021 - RT 17 (Playoffs - RT 1)

Additional Career Statistics

Receptions - 1-yard touchdown (vs. Indianapolis 9/15/19)

Forced Fumbles - **1 (2021)**

Misc. Tackles - **2 (2021)**



75 DILLON RADUNZ

OFFENSIVE LINEMAN • 6'6" • 301 LBS • COLLEGE: NORTH DAKOTA STATE
ACQUIRED: 2ND ROUND - 2021 • NFL EXPERIENCE (NFL/TITANS): ROOKIE
HOMETOWN: BECKER, MINN.
GAMES PLAYED/GAMES STARTED: 12/1 (PLAYOFFS: 0/0)

PRO: The Titans used their second-round selection in the 2021 NFL Draft on technically-sound offensive lineman Dillon Radunz with the expectation that he would compete for playing time along the offensive front as a rookie. The 6-foot-6-inch, 301-pounder brings athleticism and versatility to the position group. A native of Becker, Minn., Radunz declared for the NFL Draft after North Dakota State's lone fall game his senior season, choosing to forego the Bisons' spring football schedule. He started 32 collegiate games at NDSU and was a member of four Missouri Valley Football Conference championship teams and three NCAA Division I football national championships.

TITANS TIDBITS:

- Radunz has a long history with the jersey number 75. At Becker (Minn.) High School, No. 75 was passed down from the previous player of the year to him. After he won the player of the year award, he passed it on to the next winner. Then he was issued the number at North Dakota State and later passed it on to his younger brother, Nick.
- The community fellowship program Alcoholics Anonymous has a special place in Radunz's life due to his father's struggles with alcoholism. His father, Jeff, passed away at the age of 45 in an alcohol-related incident when Dillon was 12.
- During the COVID-19 pandemic in 2020-21, Radunz took up golfing and went hog hunting for the first time in Oklahoma. He is also trying to learn how to play the guitar.

CAREER TRANSACTIONS:

- The Becker, Minn., native was selected by the Titans in the second round (53rd overall) of the 2021 NFL Draft.

SEASON RECAPS:

2021 (12/1, 0/0): Played in 12 games with one start at left tackle during his rookie campaign. Was inactive for five regular season games and the postseason contest. Made his NFL debut at Seattle (9/19/21). Made his first career NFL start against San Francisco (12/23/21).

- Against Arizona (9/12), was inactive.
- At Seattle (9/19), saw action in his first NFL contest on special teams.
- Against Indianapolis (9/26), was inactive.
- At N.Y. Jets (10/3), was inactive.
- At Jacksonville (10/10), played as a reserve on special teams.
- Against Buffalo (10/18), saw action as a reserve on special teams.
- Against Kansas City (10/24), saw significant action at left guard after Rodger Saffold III left the game with an injury. Played limited snaps at right guard after Nate Davis left the game briefly with an injury. Helped block for an offense that registered 369 total yards while only allowing one sack on 28 pass attempts.
- At Indianapolis (10/31), entered the game at right guard late in the third quarter after Nate Davis left with an injury.
- At L.A. Rams (11/7), saw action on special teams and as an extra tight end in jumbo sets.
- Against New Orleans (11/14), was inactive.
- Against Houston (11/21), saw limited action as a reserve on special teams.
- At New England (11/28), played as a reserve at left guard for the final series.
- Against Jacksonville (12/12), was inactive.
- At Pittsburgh (12/19), saw action as a reserve on special teams.
- Against San Francisco (12/23), made his first career NFL start at left tackle. Helped the Titans convert a season-high nine third downs on 16

attempts in the game, while scoring on four of its five possessions in the second half.

- Against Miami (1/2), played as a reserve at left guard late in the fourth quarter.
- At Houston (1/9), saw action as a reserve on special teams.
- Against Cincinnati (1/22), was inactive.

COLLEGE:

• Played parts of four seasons at North Dakota State and saw action in 33 career games with 32 starts. Was a member of four Missouri Valley Football Conference championship teams and three NCAA Division I football national championships. Selected as a two-time FCS All-American and 2019 consensus first-team pick.

AS A SENIOR (2020), made his 32nd consecutive and final start at left tackle for the Bison in the Oct. 3 season opener against Central Arkansas and helped the Bison rush for 276 yards in the 39-28 victory. Received his 2021 Reese's Senior Bowl invitation in the postgame locker room. Announced during fall camp that he would graduate in December and pursue a professional football career rather than returning for the spring Missouri Valley Football Conference schedule.

AS A JUNIOR (2019), was a consensus first team All-American by the Associated Press, AFCA, STATS, HERO Sports, FCS Athletic Directors Association, Walter Camp Football Foundation, Phil Steele and Athlon Sports. Named All-Missouri Valley Football Conference first team after starting all 16 games at left tackle. In 12 regular season games, played 682 snaps with 63 knockdowns and zero sacks allowed. NDSU rushed for a school-record 4,601 yards and ranked fourth in the FCS with 287.6 rushing yards per game while leading the FCS in tackles for loss allowed (3.56/game). Was a part of an extra point unit that scored three two-point conversions.

- At Youngstown State (11/2), named Missouri Valley Conference Offensive Lineman of the Week after having zero missed assignments or pressures allowed as the Bison rushed for 251 yards and 7.4 yards per carry.
- Against South Dakota (11/16), named Missouri Valley Conference Offensive Lineman of the Week after grading 100 percent with eight knockdowns and zero sacks as the Bison put up 700 total yards, including 419 yards on the ground.

AS A SOPHOMORE (2018), named All-Missouri Valley Football Conference second team after starting all 15 games at left tackle. Selected HERO Sports FCS sophomore All-American. In 11 regular season games, played 626 snaps with 27 knockdowns and three sacks allowed. Helped block for the No. 1 rushing attack in the Missouri Valley averaging 286.2 yards per game and 6.4 yards per carry. The Bison also led the conference and were Top 10 in FCS for fewest tackles for loss allowed (3.60/game) and sacks allowed (0.8/game).

- Against Delaware (9/22), named Missouri Valley Conference Offensive Lineman of the Week after helping North Dakota State put up 527 yards of total offense in a 38-10 win over eventual playoff participant Delaware. Earned a coaching grade of 97 percent on assignment and 82 percent technique against the Blue Hens.

AS A REDSHIRT FRESHMAN (2017), played 15 snaps in the opening game against Mississippi Valley State before suffering a season-ending knee injury. Dominated the line of attack and helped the Bison roll up 175 rushing yards and a 30-0 lead in the first quarter.

AS A TRUE FRESHMAN (2016), redshirted.

- Graduated in December 2020 with a bachelor's degree in industrial engineering and management from North Dakota State.

PERSONAL:

- Attended Becker (Minn.) High School and was a two-year starting left tackle for the back-to-back Minnesota Class 4A state champions in 2014 and 2015. His team went 25-1 over the two title-winning seasons.
- As a senior (2015), was a Top 10 finalist for Mr. Football in Minnesota while helping pave the way for a team that rushed for 3,091 yards and passed for 2,251 yards with 77 touchdowns.
- In 2015, was a team captain and district MVP who earned all-state recognition from the Associated Press, KARE-11 TV and Minnesota Vikings along with all-conference and all-metro honors.
- As a defensive lineman finished his high school career with 99 solo tackles and 64 assisted tackles, including 14 quarterback sacks.
- Was named all-conference in basketball, where he was a three-year starter.
- Also competed in track and field and was a sixth-place finisher in the shot put at the 2015 Class 2A state meet.
- Has an older sister, Danielle, and a younger brother, Nick, who is an offensive lineman who joined the North Dakota State football program in spring 2020.
- Last name is pronounced RAY-dinz.
- Follow Radunz on Twitter at @DillonRadunz.
- Follow Radunz on Instagram at @dillon.radunz.
- Born Dillon Jeffrey Radunz on March 28, 1998 in St. Cloud, Minn.

DILLON RADUNZ'S COLLEGE STATISTICS

REGULAR SEASON

Year	Team	GP	GS
2016	North Dakota State		Redshirted
2017	North Dakota State	1	0
2018	North Dakota State	15	15
2019	North Dakota State	16	16
2020	North Dakota State	1	1
College Totals		33	32

Starts Breakdown:

2018 - LT 15; 2019 - LT 16; 2020 - LT 1

DILLON RADUNZ'S NFL STATISTICS

REGULAR SEASON

Year	Team	GP	GS
2021	Tennessee	12	1
NFL Totals		12	1

PLAYOFFS

Year	Team	GP	GS
2021	Tennessee	0	0
NFL Totals		0	0

Starts Breakdown:

2021 - LT 1

Additional Career Statistics

Misc. Tackles - **1 (2021)**



56 MONTY RICE

LINEBACKER • 6'0" • 233 LBS • COLLEGE: GEORGIA
ACQUIRED: 3RD ROUND - 2021 • NFL EXPERIENCE (NFL/TITANS): ROOKIE
HOMETOWN: HUNTSVILLE, ALA.
GAMES PLAYED/GAMES STARTED: 10/4 (PLAYOFFS: 0/0)

PRO: The Titans selected Monty Rice in the third round of the 2021 NFL Draft. The 6-foot, 233-pound defender possesses excellent speed, physicality and the instincts required to run and cover successfully at the linebacking position. The Huntsville, Ala., native played four seasons at Georgia (2017-20) where he appeared in 47 games with 28 starts and tallied 219 tackles, 10.5 tackles for loss, two sacks, 21 quarterback pressures, five passes defended, three forced fumbles and one fumble recovery returned for a touchdown for the Bulldogs. As a senior in 2020, Rice was a finalist for the Butkus Award and earned Associated Press All-SEC first-team honors.

CAREER HIGHLIGHTS:

- In 2020, Rice was named a finalist for the Butkus Award, which recognizes the nation's best linebacker, after amassing 49 tackles, four tackles for loss, one sack, one pass defended, two forced fumbles and one fumble recovery returned for a score.
- As a junior in 2019, Rice was Georgia's leading tackler with 89 total stops.

TITANS TIDBITS:

- A Huntsville, Ala., native, Rice grew up about two hours outside of Nashville. As a child, Rice attended about 10 Titans games, including the memorable Titans-Cardinals game on Nov. 29, 2009 (Titans 20, Cardinals 17). His favorite Titans players were Chris Johnson, Keith Bulluck and Kyle Vanden Bosch.
- Rice has a tattoo on his right forearm of his cousin's name, Haraesho Rice. Haraesho, who suffered from mental illness, was shot and killed by police in Huntsville in September 2017. 'I think about my cousin a lot. I know he's looking down on me smiling, watching what I'm doing,' Rice said. 'We used to live together. We were real close.'
- He has a black lab named Shadow.

CAREER TRANSACTIONS:

- The Huntsville, Ala., native was selected by the Titans in the third round (92nd overall) of the 2021 NFL Draft.

SEASON RECAPS:

2021 (10/4, 0/0): Played in 10 games with four starts at linebacker during his rookie campaign and registered 30 tackles, a pass defended and six special teams stops. Was inactive for two games. Placed on injured reserve on Nov. 30 and missed the final five regular season games and the postseason contest. Led the team in tackles once in 2021 (vs. NO). Led or tied for the team lead in special teams tackles three times in 2021 (at NYJ, at LAR, vs. HOU). Made his NFL debut against Arizona (9/12/21). Made his first career NFL start at Indianapolis (10/31/21).

- Against Arizona (9/12), saw action in his first NFL contest and collected two tackles.
- At Seattle (9/19), played as a reserve on special teams.
- Against Indianapolis (9/26), saw action as a reserve on special teams.
- At N.Y. Jets (10/3), notched a special teams tackle on coverage units.
- At Jacksonville (10/10), saw action as a reserve at linebacker and on special teams before leaving the game in second quarter with an injury.
- Against Buffalo (10/18), was inactive.
- Against Kansas City (10/24), was inactive.
- At Indianapolis (10/31), made his first career NFL start at linebacker and posted a career-high seven tackles with a pass defended. Stuffed Kylen Granson for no gain on a short pass in the opening quarter. Broke up a pass intended for Jonathan Taylor in overtime.
- At L.A. Rams (11/7), led the team with two special teams tackles on

coverage units.

- Against New Orleans (11/14), started at linebacker and led the team with 10 tackles. Notched a special teams tackle on coverage units. Stuffed Mark Ingram for no gain on a rush up the middle in the second quarter.
- Against Houston (11/21), started at linebacker and totaled seven tackles. Notched a special teams stop on coverage units. Teamed with Harold Landry III to stuff David Johnson for a one-yard loss in the fourth quarter. Stopped Rex Burkhead for no gain on a rush up the middle late in the fourth quarter.
- At New England (11/28), started at linebacker and recorded four tackles and a special teams stop before leaving the game in the second quarter with an injury. Teamed with Kevin Byard to stuff Damien Harris for no gain on a rush up the middle in the first quarter.

COLLEGE:

- In four seasons at Georgia (2017-20), Rice appeared in 47 games with 28 starts. He tallied 219 tackles, 10.5 tackles for loss, two sacks, 21 quarterback pressures, five passes defended, three forced fumbles and one fumble recovery returned for a touchdown.

AS A SENIOR (2020), appeared in nine games and made eight starts. Posted 49 tackles, four tackles for loss, one sack, one pass defended, five quarterback pressures, two forced fumbles and one fumble recovery returned for a score. Was a finalist for the Butkus Award, given to the nation's best linebacker. Earned All-SEC first-team honors by the Associated Press and All-America second-team recognition by The Athletic.

- Against Tennessee (10/10), tallied a team-leading eight tackles, two tackles for loss, one sack, one quarterback pressure, one forced fumble and one fumble recovery returned for a 20-yard touchdown. Recorded a strip sack which resulted in his first career fumble recovery and touchdown.

AS A JUNIOR (2019), started all 14 games and notched a team-leading 89 tackles, three tackles for loss, 14 quarterback pressures and three passes defended. Earned Associated Press All-SEC second-team recognition. Co-winner of Georgia's Vince Dooley Defensive MVP award.

- Against South Carolina (10/12), posted a career-high 12 tackles, two quarterback pressures and one pass defended.
- At Auburn (11/16), named SEC Defensive Player of the Week after amassing 10 tackles.

AS A SOPHOMORE (2018), played in nine games and made five starts. Finished as Georgia's third-leading tackler with 59 stops. Also posted 1.5 tackles for loss, one sack, two quarterback pressures, one pass defended and one forced fumble.

- Against Florida (10/27), recorded 11 tackles and a forced fumble.

AS A FRESHMAN (2017), saw action in 14 games and made one start. Tallied 22 tackles and two tackles for loss.

- Majored in sociology at Georgia.

PERSONAL:

- Attended James Clemens (Ala.) High School where he earned Alabama Sports Writers Association Class 7A first team defense recognition after posting 137 tackles, one sack, four interceptions, one blocked punt for a touchdown, and four total touchdowns as a senior in 2016.
- Tabbed as a four-star prospect by PrepStar, ESPN, and Scout.com, and a three-star prospect by 247Sports and Rivals. Ranked as the No. 9 inside linebacker nationally by Scout, No. 11 by ESPN, No. 33 by 247Sports, and No. 34 by Rivals.

- As a junior, totaled 79 tackles, 11.0 tackles for loss, three quarterback hurries, three interceptions, five passes defended, three forced fumbles and three fumble recoveries.
- Also participated in track, competing in the shotput and 60-meter dash.
- Has one older brother and one younger brother.
- Son of Shavita Rice.
- Follow Rice on Twitter @ricemonty and on Instagram @mrice_32.
- Born Montavian Lamar Rice-Jordan on Jan. 8, 1999 in Huntsville, Ala.

MONTY RICE'S COLLEGE STATISTICS

REGULAR SEASON		TACKLES										INTERCEPTIONS					FUMBLES		
Year	Team	GP	GS	Tot	Solo	Asst	Sk	Yds	QBP	TFL	No	Yds	Lg	TD	PD	FF	FR	Yds	
2017	Georgia	14	1	22	10	12	0.0	0.0	0	2.0	0	0	0	0	0	0	0	0	
2018	Georgia	10	5	59	25	34	1.0	13.0	2	1.5	0	0	0	0	1	1	0	0	
2019	Georgia	14	14	89	50	39	0.0	0.0	14	3.0	0	0	0	0	3	0	0	0	
2020	Georgia	9	8	49	30	19	1.0	9.0	5	4.0	0	0	0	0	1	2	1	20	
Totals		47	28	219	115	104	2.0	22.0	21	10.5	0	0	0	0	5	3	1	20	

Single-Game Highs

Tackles - 12 vs. South Carolina (10/12/19)
 Tackle For Loss - 2 vs. Tennessee (10/10/20)
 Sacks - 1 (Twice, last vs. Tennessee 10/10/20)

Passes Defensed - 1 (Five times, last at Arkansas 9/26/20)
 Forced Fumbles - 1 (Three times, last at Kentucky 10/31/20)
 Fumble Recoveries - 1 vs. Tennessee (10/10/20)

MONTY RICE'S GAME-BY-GAME

2021 Tennessee Titans										2021 Tennessee Titans									
Date	Opp	W/L	P/S	Tot	Solo	Asst	Sk	-Yds	QBP	TFL	Int	-Yds	-TD	PD	FF	FR	-Yds	SpT	
Sept 12	Ari	L	p	2	1	1	0.0	0.0	0	0	0	0	0	0	0	0	0	0	
Sept 19	@ Sea	W	p	0	0	0	0.0	0.0	0	0	0	0	0	0	0	0	0	0	
Sept 26	Ind	W	p	0	0	0	0.0	0.0	0	0	0	0	0	0	0	0	0	0	
Oct 3	@ NYJ	L	p	0	0	0	0.0	0.0	0	0	0	0	0	0	0	0	0	1	
Oct 10	@ Jax	W	p	0	0	0	0.0	0.0	0	0	0	0	0	0	0	0	0	0	
Oct 18	Buf	W	IA																
Oct 24	KC	W	IA																
Oct 31	@ Ind	W	S	7	4	3	0.0	0.0	0	0	0	0	0	1	0	0	0	0	
Nov 7	@ LAR	W	p	0	0	0	0.0	0.0	0	0	0	0	0	0	0	0	0	2	
Nov 14	NO	W	S	10	6	4	0.0	0.0	0	0	0	0	0	0	0	0	0	1	
Nov 21	Hou	L	S	7	3	4	0.0	0.0	0	0	0	0	0	0	0	0	0	1	
Totals				8-4	10/4	30	15	15	0.0	0.0	0	0	0	0	0	0	1	0	6

MONTY RICE'S NFL STATISTICS

REGULAR SEASON		TACKLES										INTERCEPTIONS					FUMBLES			
Year	Team	GP	GS	Tot	Solo	Asst	Sk	Yds	QBP	TFL	No	Yds	Lg	TD	PD	FF	FR	Yds	SpT	
2021	Tennessee	10	4	30	15	15	0.0	0.0	0	0	0	0	0	0	1	0	0	0	6	
NFL Totals		10	4	30	15	15	0.0	0.0	0	0	0	0	0	0	1	0	0	0	6	

Single-Game Highs

Tackles - 10 vs. New Orleans (11/14/21)
 Passes Defensed - 1 at Indianapolis (10/31/21)
 Special Teams Tackles - 2 at L.A. Rams (11/7/21)



50 DERICK ROBERSON

OUTSIDE LINEBACKER • 6'3" • 250 LBS • COLLEGE: SAM HOUSTON STATE
ACQUIRED: FREE AGENT - 2019 • NFL EXPERIENCE (NFL/TITANS): 3/3
HOMETOWN: SAN ANTONIO, TEXAS
GAMES PLAYED/GAMES STARTED: 16/1 (PLAYOFFS: 3/0)

PRO: The Titans signed Derick Roberson as a rookie free agent following the 2019 NFL Draft. The 6-foot-3-inch, 250-pounder appeared in six games, including all three postseason contests as a rookie in 2019 and posted three sacks. He appeared in 32 games over three seasons at Sam Houston State after transferring from Texas following his redshirt freshman campaign. Roberson led the FCS and tied a single-season school record with 15 sacks as a senior. During his college career, Roberson posted 129 tackles, 25 sacks, eight passes defended and eight forced fumbles.

CAREER HIGHLIGHTS:

- In 2020, Roberson saw action in eight games and made his first career start. He set career-highs in tackles (six), quarterback pressures (four), passes defended (one) and forced fumbles (one).
- In 2019, Roberson played as a reserve outside linebacker in three regular season games as a rookie and collected three sacks, including two of Drew Brees.

TITANS TIDBITS:

- Roberson enjoys both painting and designing sneakers and cleats.
- Roberson is unsure how many tattoos he has at this point, but he has drawn and designed some of the ones he has inked on his body.

CAREER TRANSACTIONS:

- The San Antonio, Texas, native was signed by the Titans as a rookie free agent on May 10, 2019.
- Waived by the Titans on Aug. 31, 2019 and signed to the team's practice squad a day later.
- Signed by the Titans to their active roster from the practice squad on Oct. 19, 2019.
- Waived by the Titans on Oct. 22, 2019 and signed to the team's practice squad two days later.
- Signed by the Titans to their active roster from the practice squad on Nov. 26, 2019.

SEASON RECAPS:

2021 (5/0, 0/0): Played in five games as a reserve and posted 10 tackles, including 1.5 sacks, four quarterback pressures, three stops for loss and a special teams tackle. Placed on injured reserve on Sept. 28 and missed seven games before being activated from injured reserve designated to return on Nov. 16. Was inactive for five regular season games and the postseason contest. Tied for the team lead in sacks once in 2021 (vs. JAX). Tied for the team lead in quarterback pressures once in 2021 (at NE). Tied for the team lead in special teams tackles once in 2021 (vs. JAX).

- Against Arizona (9/12), played as a reserve at outside linebacker and collected a career-best three tackles. Teamed with Larrell Murchison to bring down James Conner for no gain on a rush off left tackle in the second quarter.
- At Seattle (9/19), was inactive.
- Against Indianapolis (9/26), was inactive.
- Against Houston (11/21), returned to the lineup as a reserve at outside linebacker and on special teams.
- At New England (11/28), played as a reserve at outside linebacker and recorded a career-high four tackles, including a half sack and two stops for loss. Stuffed Damien Harris for a one-yard loss on a rush up the middle in the third quarter. Stonewalled Rhamondre Stevenson for a one-yard loss on a rush off right tackle in the fourth quarter. Combined with Naquan Jones to sack Mac Jones for a 10-yard loss in the final stanza.
- Against Jacksonville (12/12), saw action as a reserve at outside linebacker and posted three tackles, including a sack and two quarterback

pressures in the shutout victory. Tied for the team lead with a special teams tackle on coverage units. Dropped Trevor Lawrence for a 20-yard sack on third-and-four in the fourth quarter.

- At Pittsburgh (12/19), played as a reserve at outside linebacker.
- Against San Francisco (12/23), was inactive.
- Against Miami (1/2), was inactive.
- At Houston (1/9), was inactive.
- Against Cincinnati (1/22), was inactive.

2020 (8/1, 0/0): Appeared in eight games with one start at outside linebacker and registered six tackles, four quarterback pressures, a pass defended, a forced fumble and three special teams stops. Was inactive for eight regular season games and the postseason contest. Tied for the team lead in quarterback pressures once at 2020 (at BAL). Led the team in special teams tackles once in 2020 (at IND). Made his first career NFL start at Baltimore (11/22/20).

- Against Houston (10/18), made his season debut as a reserve at outside linebacker.
- Against Chicago (11/8), returned to the lineup as a reserve at outside linebacker and tallied three tackles, a quarterback pressure and a pass defended. Notched a special teams tackle on coverage units. Batted down a pass intended at the line of scrimmage that was intended for Darnell Mooney late in the third quarter.
- Against Indianapolis (11/12), played as a reserve at outside linebacker.
- At Baltimore (11/22), made his first career start at outside linebacker and totaled a tackle and a quarterback pressure.
- At Indianapolis (11/29), saw action as a reserve at outside linebacker and recorded a quarterback pressure. Led the team with two special teams tackles on coverage units.
- Against Cleveland (12/6), played as a reserve at outside linebacker and tallied a tackle.
- At Jacksonville (12/13), saw action as a reserve at outside linebacker and notched a quarterback pressure.
- Against Detroit (12/20), played as a reserve at outside linebacker and produced a tackle and a forced fumble. Forced a T.J. Hockenson fumble that was recovered by Jeffery Simmons in the third quarter.

2019 (3/0, 3/0): Saw action as a reserve in three games during his rookie campaign and collected four tackles, including three sacks. Notched a special teams tackle on coverage units. Was inactive for three games. Spent the first six weeks on the Titans' practice squad before being elevated to the active roster in Week 7. Spent Weeks 8-12 on the practice squad before being signed to the active roster prior to Week 13. Played in all three postseason contests and posted two tackles, three quarterback pressures, a stop for loss and two special teams tackles. Led or tied for the team lead in sacks twice in 2019 (vs. NO, at HOU). Tied for the team lead in quarterback pressures once in 2019 (at KC). Tied for the team lead in special teams tackles twice in 2019 (vs. HOU, at KC). Played in his first career NFL contest against Houston (12/15/19).

- Against Houston (12/15), made his NFL debut as a reserve on special teams and collected a tackle on coverage units.
- Against New Orleans (12/22), played as a reserve at outside linebacker and produced two sacks. Collected his first career sack by dropping Drew Brees for a seven-yard loss on third-and-18 in the first quarter. Shot up the middle and sacked Brees for an eight-yard loss on third-and-10 in the final quarter. Became the first Titans rookie with two or more sacks in a game since linebacker Avery Williamson accomplished the feat as a rookie against the Pittsburgh Steelers on Nov. 17, 2014.
- At Houston (12/29), saw action as a reserve at outside linebacker and

DERICK ROBERSON'S NFL STATISTICS

REGULAR SEASON				TACKLES							INTERCEPTIONS					FUMBLES				
Year	Team	GP	GS	Tot	Solo	Asst	Sk	Yds	QBP	TFL	No	Yds	Lg	TD	PD	FF	FR	Yds	SpT	
2019	Tennessee	3	0	4	4	0	3.0	23.0	0	0	0	0	0	0	0	0	0	0	0	1
2020	Tennessee	8	1	6	4	2	0.0	0.0	4	0	0	0	0	0	1	1	0	0	0	0
2021	Tennessee	5	0	10	6	4	1.5	25.0	4	3	0	0	0	0	0	0	0	0	0	0
NFL Totals		16	1	20	14	6	4.5	48.0	8	3	0	0	0	0	1	1	0	0	0	0

PLAYOFFS				TACKLES							INTERCEPTIONS					FUMBLES				
Year	Team	GP	GS	Tot	Solo	Asst	Sk	Yds	QBP	TFL	No	Yds	Lg	TD	PD	FF	FR	Yds	SpT	
2019	Tennessee	3	0	2	2	0	0.0	0.0	3	1	0	0	0	0	0	0	0	0	0	2
2020	Tennessee	0	0	0	0	0	0.0	0.0	0	0	0	0	0	0	0	0	0	0	0	0
2021	Tennessee	0	0	0	0	0	0.0	0.0	0	0	0	0	0	0	0	0	0	0	0	0
NFL Totals		3	0	2	2	0	0.0	0.0	3	1	0	0	0	0	0	0	0	0	0	2

Single-Game Highs

Tackles - **4 at New England (11/28/21)**
 Sacks - 2 vs. New Orleans (12/22/19)
 Forced Fumbles - 1 vs. Detroit (12/20/20)
 Pass Defensed - 1 vs. Chicago (11/8/20)
 Special Teams Tackles - 2 at Indianapolis (11/29/20)

Playoff Single-Game Highs

Tackles - 1 (Twice, last at Baltimore 1/11/20)
 Tackles For Loss - 1 at New England (1/4/20)
 Quarterback Pressures - 2 at Kansas City (1/19/20)
 Special Teams Tackles - 2 at Kansas City (1/19/20)



80 CHESTER ROGERS

WIDE RECEIVER • 6'0" • 184 LBS • COLLEGE: GRAMBLING STATE
ACQUIRED: FREE AGENT - 2020 • NFL EXPERIENCE (NFL/TITANS): 5/1
HOMETOWN: HUNTSVILLE, ALA.
GAMES PLAYED/GAMES STARTED: 69/24 (PLAYOFFS: 3/1)

PRO: Veteran Chester Rogers joined the Titans as a member of their practice squad in September 2020, adding depth and versatility the wide receiver corps and punt return game. He spent the remainder of the 2020 campaign on the practice squad. The Grambling State product entered the NFL as a rookie free agent with the Indianapolis Colts in 2016. In four seasons with the Colts, Rogers caught 111 passes for 1,221 yards and four touchdowns and returned 60 punt returns for a 9.2-yard average. Before joining the Titans, he had a stint with the Miami Dolphins.

CAREER HIGHLIGHTS:

- In 2019, he appeared in 12 games with six starts for the Colts and posted 16 receptions for 179 yards and two touchdowns.
- In 2018, Rogers appeared in all 16 games for the Colts and amassed career-highs with 53 receptions, 485 receiving yards and two touchdowns.

TITANS TIDBITS:

- Rogers started acting when he was 10 years old with the stage name of Tre Rogers. His first movie, Constellation, was filmed in his hometown of Huntsville, Ala., where he played a younger version of the character played by actor Billy Dee Williams. Afterwards, Chester and his mom decided to pursue acting, and move out to California for four years. During that time, he also was in Madea's Family Reunion, Re-Animated on Cartoon Network, and Dirty with Cuba Gooding Jr.
- During the 2020 offseason, Rogers gave out free meals for families and children in Huntsville, Ala. Rogers and his team of volunteers also brought meals to local first responders to say thank you for all of their hard work during the pandemic.

CAREER TRANSACTIONS:

- The Huntsville, Ala., native was originally signed by the Indianapolis Colts as an undrafted free agent on May 2, 2016.
- Signed by the Miami Dolphins as a free agent on Aug. 9, 2020.
- Released by the Dolphins on Sept. 2, 2020.
- Signed by the Titans to their practice squad on Sept. 21, 2020.
- Re-signed by the Titans on Jan. 11, 2021.

SEASON RECAPS:

2021 (16/2, 1/0 - Tennessee): Saw action in 16 games with two starts at wide receiver in his first full season with the Titans. Ranked fifth in the NFL with a 9.8 punt return avg. Ranked fourth on the team with 301 receiving yards on 30 receptions with a touchdown. Returned a team-high 14 kickoff returns for a team-best 282 yards. Was inactive for one game. Played as a reserve in the postseason contest and snared one reception for three yards, while returning three punts for five yards. Led the team in receiving yards once in 2021 (vs. ARI). Tied for the team lead in receptions twice in 2021 (vs. ARI, at PIT).

• Against Arizona (9/12), made his Titans debut as a reserve at wide receiver and tied for the team lead with four receptions for a team-best 62 receiving yards. Returned one kickoff for 14 yards. Kickstarted the Titans' opening touchdown drive with a 39-yard reception on a flea-flicker in the second quarter.

• At Seattle (9/19), saw action as a reserve at wide receiver and snared two receptions for 22 yards. Returned career-high six kickoffs for 100 yards and three punts for 32 yards.

• Against Indianapolis (9/26), played as a reserve at wide receiver and caught a six-yard touchdown pass. Returned three punt returns for 44 yards, including returns of 12 yards and 18 yards in the first quarter and 14 yards in the third quarter. Gave the Titans an early 7-0 lead with a six-yard

touchdown grab on third-and-goal in the first quarter.

• At N.Y. Jets (10/3), saw significant action as a reserve at wide receiver and snared five passes for 63 yards. Returned three punts for 44 yards with a long return of 22 yards. Kept the Titans' game-tying touchdown drive alive by drawing a pass interference penalty on fourth-and-10 late in the fourth quarter.

• At Jacksonville (10/10), played as a reserve at wide receiver and snared one reception for 26 yards and rushed once for nine yards. Helped set up the Titans' field goal before halftime with a 26-yard reception to the Jaguars' 16-yard line.

• Against Buffalo (10/18), started at wide receiver and caught one pass for seven yards.

• Against Kansas City (10/24), was inactive.

• At Indianapolis (10/31), played as a reserve at wide receiver and as the punt returner bringing back two punts for 21 yards. Gave the Titans' offense some breathing room by fielding a punt at his own seven-yard line and returning it 19 yards in the fourth quarter.

• At L.A. Rams (11/7), returned one punt for 11 yards.

• Against New Orleans (11/14), caught one pass for nine yards and returned one punt for nine yards.

• Against Houston (11/21), hauled in four receptions for 41 yards. Returned four punts for 20 yards with a fumble.

• At New England (11/28), returned two kickoffs for 46 yards and caught one pass for two yards.

• Against Jacksonville (12/12), played as a reserve at wide receiver and caught one pass for 13 yards. Returned three punts for 13 yards and one kickoff for 25 yards.

• At Pittsburgh (12/19), tied for the team lead with four receptions for 30 yards. Returned two punts for 48 yards, including a career-long 55-yard return. Brought back two kickoffs for 40 yards. Set up the Titans' first touchdown with a career-best 55-yard punt return to the Steelers' 35-yard line in the first quarter.

• Against San Francisco (12/23), caught one pass for three yards. Brought back two kickoffs for 57 yards, including a season-long and career-long 37-yard return in the first quarter.

• Against Miami (1/2), caught two passes for 17 yards and returned three punts for 28 yards.

• At Houston (1/9), started at wide receiver and caught two passes for four yards. Returned four punts for 23 yards.

• Against Cincinnati (1/22), played as a reserve at wide receiver and on special teams. Hauled in one reception for three yards and returned three punts for five yards.

2020 (0/0, 0/0 - Tennessee): Spent the final 14 games of the regular season and one postseason game on Tennessee's practice squad after spending portions of training camp and preseason with the Indianapolis Colts and Miami Dolphins.

2019 (12/6 - Indianapolis): Appeared in 12 games with six starts and had 16 receptions for 179 yards and two touchdowns. Also returned 14 punts for 137 yards. Was placed on injured reserve on Dec. 3, 2019 and missed the final four games of the regular season.

• Against Oakland (9/29), had three receptions for 48 yards and his first touchdown of the season. Hauled in a four-yard touchdown pass from Jacoby Brissett in the final stanza.

• At Pittsburgh (11/3), started at wide receiver and grabbed three passes for 22 yards with a score. Snared a four-yard touchdown toss from Brian Hoyer midway through the fourth quarter.

2018 (16/10, 2/1 - Indianapolis): Appeared in all 16 games with 10 starts and notched career-highs with 53 receptions, 485 receiving yards and two touchdowns as well as 23 punt returns for 215 yards. He also had one kickoff return for 10 yards. Appeared in two postseason games with one start and had nine receptions for 76 yards, as well as two punt returns for 20 yards.

- Against Houston (9/30), played as a reserve at wide receiver and caught eight passes for 85 yards.
- At New England (10/4), started at wide receiver and snagged eight passes for 66 yards.
- At N.Y. Jets (10/14), posted four receptions for 55 yards with a touchdown. Caught a 17-yard touchdown pass from Andrew Luck late in the fourth quarter.
- Against N.Y. Giants (12/23), notched seven catches for 54 yards with a score. Gave the Colts a 28-27 victory with a one-yard touchdown reception from Andrew Luck with 59 seconds remaining in the game.

2017 (11/4 - Indianapolis): Participated in 11 games with four starts and caught 23 passes for 284 yards and one touchdown while contributing three rushes for eight yards. Also totaled 10 punt returns for 80 yards and one kickoff return for five yards. Was inactive for the first five games of the season.

- Against Pittsburgh (11/12), snared six receptions for a career-best 104 yards with a touchdown. Hauled in his first career score, a 61-yard touchdown pass from Jacoby Brissett in the third quarter.
- At Jacksonville (12/3), posted four catches for 35 yards.

2016 (14/2 - Indianapolis): Saw action in 14 games with two starts during his rookie season and finished with 19 catches for 273 yards while adding 13 punt returns for 119 yards (9.2 avg.). Was inactive for two games.

- At Houston (10/16), made his first career NFL start and hauled in four receptions for 63 yards.
- Against Jacksonville (1/1), collected four catches for 72 yards.

COLLEGE:

- Played in 40 games at Grambling State and finished with 155 receptions for 2,257 yards and 17 touchdowns. Also had seven carries for 72 yards, two kickoff returns for 61 yards and eight punt returns for 70 yards and one touchdown.

• As a senior (2015), saw action in 12 games and finished second on the team with 48 receptions for 732 yards and a single-season career-high eight touchdowns. Also registered four punt returns for 70 yards and one touchdown.

• As a junior (2014), played in 12 games and led the team in receiving for the second consecutive season after catching a single-season career-high 53 passes for 712 yards and four touchdowns.

• As a sophomore (2013), appeared in 11 games and led the team in receiving after totaling 48 receptions for a single-season career-high 735 yards and five touchdowns.

• As a freshman (2012), saw action in five games and caught six passes for 78 yards.

• Graduated with a bachelor's degree in business management from Grambling State.

PERSONAL:

- Attended Lee (Huntsville, Ala.) High School.
- The son of Temeca and Chester Rogers Sr. and has one brother, Chase Robinson.
- Follow Rogers on Twitter at @ChesterRogers80.
- Follow Rogers on Instagram at @tripp.
- Born Chester Rogers Jr. on Jan. 12, 1994 in Huntsville, Ala.

CHESTER ROGERS' GAME-BY-GAME

2016 Indianapolis Colts

Date	Opp.	W/L	P/S	RECEIVING				
				No	Yds	Avg	Lg	TD
Sept 11	Det	L	IA	0	0	-	-	0
Sept 18	@ Den	L	p	0	0	-	-	0
Sept 25	SD	W	p	0	0	-	-	0
Oct 2	@ Jax	L	p	2	39	19.5	23	0
Oct 9	Chi	W	p	3	24	8	19	0
Oct 16	@ Hou	L	WR	4	63	15.8	36	0
Oct 23	@ Ten	W	WR	2	30	15	21	0
Oct 30	KC	L	IA	0	0	-	-	0
Nov 6	@ GB	W	p	0	0	-	-	0
Nov 20	Ten	W	p	0	0	-	-	0
Nov 24	Pit	L	p	0	0	-	-	0
Dec 5	@ NYJ	W	p	0	0	-	-	0
Dec 11	Hou	L	p	1	21	21	21	0
Dec 18	@ Min	W	p	3	24	8	9	0
Dec 24	@ Oak	L	p	0	0	-	-	0
Jan 1	Jax	W	p	4	72	18	21	0
Totals		8-8	14/2	19	273	14.4	36	0

2017 Indianapolis Colts

Date	Opp.	W/L	P/S	RECEIVING				
				No	Yds	Avg	Lg	TD
Sept 10	@ LAR	L	IA	0	0	-	-	0
Sept 17	Ari	L	IA	0	0	-	-	0
Sept 24	Cle	W	IA	0	0	-	-	0
Oct 1	@ Sea	L	IA	0	0	-	-	0
Oct 8	SF	W	IA	0	0	-	-	0
Oct 16	@ Ten	L	p	0	0	-	-	0
Oct 22	Jax	L	p	2	21	10.5	15	0
Oct 29	@ Cin	L	p	2	9	4.5	9	0
Nov 5	@ Hou	W	p	1	17	17.0	17	0
Nov 12	Pit	L	p	6	104	17.3	61t	1
Nov 26	Ten	L	p	3	34	11.3	19	0
Dec 3	@ Jax	L	p	4	35	8.8	15	0
Dec 10	@ Buf	L	WR	2	6	3.0	6	0
Dec 14	Den	L	WR	0	0	-	-	0
Dec 23	@ Bal	L	WR	1	19	19.0	19	0
Dec 31	Hou	W	WR	2	39	19.5	22	0
Totals		2-9	11/4	23	284	12.3	61t	1

2018 Indianapolis Colts

Date	Opp.	W/L	P/S	RECEIVING				
				No	Yds	Avg	Lg	TD
Sept 9	Cin	L	p	3	18	6.0	8	0
Sept 16	@ Was	W	WR	3	17	5.7	6	0
Sept 23	@ Phi	L	p	2	14	7.0	8	0
Sept 30	Hou	L	p	8	85	10.6	22	0
Oct 4	@ NE	L	WR	8	66	8.3	24	0
Oct 14	@ NYJ	L	WR	4	55	13.8	21	1
Oct 21	Buf	W	p	4	40	10.0	29	0
Oct 28	@ Oak	W	WR	0	0	-	-	0
Nov 11	Jax	W	WR	0	0	-	-	0
Nov 18	Ten	W	WR	2	9	4.5	11	0
Nov 25	Mia	W	WR	3	49	16.3	34	0
Dec 2	@ Jax	L	p	0	0	-	-	0
Dec 9	@ Hou	W	WR	5	36	7.2	11	0

Dec 16	Dal	W	WR	1	10	10.0	10	0
Dec 23	NYG	W	p	7	54	7.7	15	1
Dec 30	@ Ten	W	WR	3	32	10.7	17	0
Totals		10-6	16/10	53	485	9.2	34	2

Playoffs

Jan 5	@ Hou	W	p	4	46	11.5	16	0
Jan 12	@ KC	L	p	5	30	6.0	12	0
Totals		1-1	2/0	9	76	8.4	16	0

2019 Indianapolis Colts

Date	Opp.	W/L	P/S	RECEIVING				
				No	Yds	Avg	Lg	TD
Sept 8	@ LAC	L	p	0	0	-	-	0
Sept 15	@ Ten	W	p	3	24	8.0	15	0
Sept 22	Atl	W	WR	0	0	-	-	0
Sept 29	Oak	L	p	3	48	16.0	27	1
Oct 6	@ KC	W	WR	0	0	-	-	0
Oct 20	Hou	W	p	2	24	12.0	19	0
Oct 27	Den	W	WR	1	7	7.0	7	0
Nov 3	@ Pit	L	WR	3	22	7.3	14	1
Nov 10	Mia	L	WR	2	31	15.5	20	0
Nov 17	Jax	W	WR	1	11	11.0	11	0
Nov 21	@ Hou	L	p	1	12	12.0	12	0
Dec 1	Ten	L	p	0	0	-	-	0

Placed on Injured Reserve on Dec. 3

Totals		6-6	12/6	16	179	11.2	27	2
---------------	--	------------	-------------	-----------	------------	-------------	-----------	----------

2021 Tennessee Titans

Date	Opp.	W/L	P/S	RECEIVING				
				No	Yds	Avg	Lg	TD
Sept 12	Ari	L	p	4	62	15.5	39	0
Sept 19	@ Sea	W	p	2	22	11.0	12	0
Sept 26	Ind	W	p	1	6	6.0	6t	1
Oct 3	@ NYJ	L	p	5	63	12.6	20	0
Oct 10	@ Jax	W	p	1	26	26.0	26	0
Oct 18	Buf	W	S	1	7	7.0	7	0
Oct 24	KC	W	IA					
Oct 31	@ Ind	W	p	0	0	-	-	0
Nov 7	@ LAR	W	p	0	0	-	-	0
Nov 14	NO	W	p	1	9	9.0	9	0
Nov 21	Hou	L	p	4	41	10.3	12	0
Nov 28	@ NE	L	p	1	2	2.0	2	0
Dec 12	Jax	W	p	1	13	13.0	13	0
Dec 19	@ Pit	L	p	4	30	7.5	13	0
Dec 23	SF	W	p	1	3	3.0	3	0
Jan 2	Mia	W	p	2	13	6.5	7	0
Jan 9	@ Hou	W	S	2	4	2.0	4	0
Totals		12-5	16/2	30	301	10.0	39	1

Playoffs

Jan 22	Cin	L	p	1	3	3.0	3	0
Totals		0-1	1/0	1	3	3.0	3	0

CHESTER ROGERS' NFL STATISTICS

REGULAR SEASON

Year	Team	REGULAR SEASON		RECEIVING					RUSHING				
		GP	GS	No	Yds	Avg	Lg	TD	Att	Yds	Avg	Lg	TD
2016	Indianapolis	14	2	19	273	14.4	36	0	0	0	-	0	0
2017	Indianapolis	11	4	23	284	12.3	61t	1	3	8	2.7	7	0
2018	Indianapolis	16	10	53	485	9.2	34	2	1	-4	-4.0	-4	0
2019	Indianapolis	12	6	16	179	11.2	27	2	1	18	18.0	18	0
2020	Tennessee	0	0	Practice Squad									
2021	Tennessee	16	2	30	301	10.0	39	1	1	9	9.0	9	0
NFL Totals		69	24	141	1,522	10.8	61t	6	6	31	5.2	18	0

REGULAR SEASON

Year	Team	REGULAR SEASON		PUNT RETURNS				KICKOFF RETURNS				
		No	FC	Yds	Avg	Lg	TD	No	Yds	Avg	Lg	TD
2016	Indianapolis	13	12	119	9.2	30	0	0	0	-	0	0
2017	Indianapolis	10	5	80	8.0	30	0	1	5	5.0	5	0
2018	Indianapolis	23	28	215	9.3	51	0	1	10	10.0	10	0
2019	Indianapolis	14	17	137	9.8	21	0	3	27	9.0	13	0
2020	Tennessee	Practice Squad										
2021	Tennessee	30	20	293	9.8	55	0	14	282	20.1	37	0
NFL Totals		90	82	844	9.4	55	0	19	324	17.1	37	0

PLAYOFFS

Year	Team	PLAYOFFS		RECEIVING					RUSHING				
		GP	GS	No	Yds	Avg	Lg	TD	Att	Yds	Avg	Lg	TD
2018	Indianapolis	2	1	9	76	8.4	16	0	0	0	-	0	0
2021	Tennessee	1	0	1	3	3.0	3	0	0	0	-	0	0
NFL Totals		3	1	10	79	7.9	16	0	0	0	-	0	0

PLAYOFFS

Year	Team	PLAYOFFS		PUNT RETURNS				KICKOFF RETURNS				
		No	FC	Yds	Avg	Lg	TD	No	Yds	Avg	Lg	TD
2018	Indianapolis	2	4	20	10.0	14	0	0	0	-	0	0
2021	Tennessee	3	2	5	1.7	5	0	0	0	-	0	0
NFL Totals		5	6	25	5.0	14	0	0	0	-	0	0

Single-Game Highs

Receptions - 8 (Twice, last at New England 10/4/18)
 Receiving Yards - 104 vs. Pittsburgh (11/12/17)
 Long Reception - 61t vs. Pittsburgh (11/12/17)
 Touchdowns - **1 (Six times, last vs. Indianapolis 9/26/21)**
 Rushes - **1 (Six times, last at Jacksonville 10/10/21)**
 Rushing Yards - 18 vs. Jacksonville (11/17/19)
 Long Rush - 18 vs. Jacksonville (11/17/19)
 Kickoff Returns - **6 at Seattle (9/19/21)**
 Kickoff Return Yards - **100 at Seattle (9/19/21)**
 Kickoff Return Long - **37 vs. San Francisco (12/23/21)**
 Punt Returns - 5 at Houston (12/9/18)
 Punt Return Yards - 65 vs. Tennessee (11/18/18)
 Punt Return Long - **55 at Pittsburgh (12/19/21)**

Playoff Single-Game Highs

Receptions - 5 at Kansas City (1/12/19)
 Receiving Yards - 46 at Houston (1/5/19)
 Long Reception - 16 at Houston (1/5/19)
 Punt Returns - **3 vs. Cincinnati (1/22/22)**
 Punt Return Yards - 20 at Houston (1/5/19)
 Punt Return Long - 14 at Houston (1/5/19)

Additional Career Statistics

Misc. Tackles - 1 (2016)
 Special Teams Fumble Recovery - **3 (2021)**



76 RODGER SAFFOLD III

GUARD • 6'5" • 325 LBS • COLLEGE: INDIANA
ACQUIRED: UNRESTRICTED FREE AGENT (LOS ANGELES RAMS) - 2019
NFL EXPERIENCE (NFL/TITANS): 12/3 • HOMETOWN: BEDFORD, OHIO
GAMES PLAYED/GAMES STARTED: 160/157 (PLAYOFFS: 9/9)



PRO: The Titans signed Rodger Saffold III early in the 2019 free agency period to bring veteran leadership and experience to the interior of the offensive front. In his first two seasons with the Titans, he started all but one game at left guard. The 6-foot-5-inch, 325-pounder was originally selected by the St. Louis Rams in the second round (33rd overall) of the 2010 NFL Draft. The Indiana University product is a versatile player, having started contests at both guard and both tackle spots in his NFL career. Entering 2021, Saffold's 142 career starts rank seventh among all active NFL offensive linemen.

CAREER HIGHLIGHTS:

- In 2020, Saffold started 15 games in the regular season and one game in the postseason at left guard for the NFL's second-ranked offense (396.4 yards per game). He helped pave the way for Derrick Henry to produce the NFL's eighth all-time 2,000-yard rushing season (2,027).
- In 2019, Saffold started all 16 games and all three postseason contests at left guard for the second consecutive season and in his first season with the Titans. Helped open holes for Derrick Henry to lead the NFL with 1,540 rushing yards in 2019.
- In 2018, Saffold started all 16 games for the Rams and all three postseason contests on L.A.'s march to Super Bowl LIII. He helped open holes for Todd Gurley II to gain 1,251 rushing yards and 17 touchdowns on the ground.
- In 2017, Saffold started 15 games at left guard and blocked for Todd Gurley's 1,305-yard rushing campaign that included 13 rushing scores.
- In 2010, Saffold was named All-Rookie by Pro Football Weekly and the Pro Football Writers of America after finishing the season as the only NFL rookie to start all of his team's games at left tackle.

TITANS TIDBITS:

- Saffold is the co-owner and CEO of Rise Nation, a professional esports organization that competes in VALORANT, Gears of War and FIFA. He has been invested in the esports industry since April 2014.
- Saffold's expertise in football, esports and fashion has led him to being featured in non-sports publications such as Forbes, Black Enterprise and Delux.
- His late father, Rodger II, played football at the University of Iowa in the mid-1970s.

CAREER TRANSACTIONS:

- A native of Bedford, Ohio, Saffold was selected by the St. Louis Rams in the second round (33rd overall) of the 2010 NFL Draft.
- Signed by the Titans as an unrestricted free agent on March 15, 2019.

SEASON RECAPS:

2021 (15/15, 1/1 - Tennessee): Named to his first career Pro Bowl. Started 15 games at left guard and blocked for the NFL's fifth-ranked rushing attack. Was inactive for one contest and missed another game on the reserve/COVID-19 list. Started the postseason contest at left guard.

- Against Arizona (9/12), started at left guard.
- At Seattle (9/19), started at left guard and helped open holes for Derrick Henry to rush for 182 yards. Left the game in the third quarter with an injury.
- Against Indianapolis (9/26), started at left guard and blocked for Titans' rushers to gain 180 yards on the ground.
- At N.Y. Jets (10/3), started at left guard.
- At Jacksonville (10/10), started at left guard in his 150th career game and helped block for Derrick Henry to amass 130 yards on the ground with three

rushing touchdowns. Left the game in the third quarter with an injury.

- Against Buffalo (10/18), started at left guard and was a part of an offensive front that did not allow a sack on 29 pass attempts. Helped open holes for Derrick Henry to amass 143 rushing yards and three scores on 23 carries.
- Against Kansas City (10/24), started at left guard and helped block for an offense that registered 369 total yards while only allowing one sack on 28 pass attempts. Left the game in the second half with an injury.
- At Indianapolis (10/31), played at left guard in his 150th career NFL start and helped the offense amass 340 total yards in the victory.
- At L.A. Rams (11/7), started at left guard.
- Against New Orleans (11/14), started at left guard.
- Against Houston (11/21), started at left guard.
- At New England (11/28), started at left guard and opened holes for Titans ball carriers to amass 270 yards on the ground, including two 100-yard rushers.
- Against Jacksonville (12/12), started at left guard before leaving the game in the first and third quarters with an injury.
- At Pittsburgh (12/19), was inactive.
- Against San Francisco (12/23), missed the game on the reserve/COVID-19 list.
- Against Miami (1/2), started at left guard and helped open holes for Titans' ball carriers to gain 198 yards on the ground with two rushing scores.
- At Houston (1/9), started at left guard and helped block for an offense that registered 405 total yards while only allowing one sack on 32 pass attempts.
- Against Cincinnati (1/22), started at left guard in his ninth career postseason contest and helped open holes for Titans' rushers to amass 140 yards on the ground on 27 carries.

2020 (15/15, 1/1 - Tennessee): Started 15 games at left guard and helped Derrick Henry become the eighth player in NFL history to eclipse 2,000 rushing yards in a season. Was inactive for one contest. Started the postseason contest at left guard.

- At Denver (9/14), started at left guard and was a part of an offensive front that allowed the Titans to amass 377 total yards. Member of a line that allowed just one sack on 43 pass attempts.
- Against Jacksonville (9/20), started at left guard and helped the offense post 354 total yards.
- Against Buffalo (10/13), started at left guard and was a part of an offensive line that blocked for Titans' rushers to gain 139 yards on the ground while not allowing a sack on 28 pass attempts.
- Against Houston (10/18), started at left guard and helped the offense become the first unit in NFL history to have a passer reach 350 yards (364 by Ryan Tannehill) and a rusher reach 200 yards (212 by Derrick Henry) in a game.
- At Baltimore (11/22), was inactive for the first time since joining the Titans due to injury.
- At Indianapolis (11/29), started at left guard and blocked for Titans' rushers to gain 229 yards on 45 carries. Member of an offensive front that allowed just one sack on 22 pass attempts.
- At Jacksonville (12/13), started at left guard and helped open holes for Titans' rushers to gain 249 yards on the ground, including a 215-yard performance by Derrick Henry.
- At Houston (1/3), started at left guard and blocked for Derrick Henry to gain a franchise-record 250 rushing yards in the Titans' division-clinching victory and in the process become the eighth player in NFL history to eclipse 2,000 rushing yards in a season. Left the game in the third quarter

with an injury.

2019 (16/16, 3/3 - Tennessee): Started all 16 games at left guard in his first season with the Titans and helped Derrick Henry lead the NFL with 1,540 rushing yards. Started all three postseason contests at left guard.

- At Cleveland (9/8), started at left guard in his Titans debut and opened holes for Titans' ball carriers to gain 123 yards on the ground.
- At Atlanta (9/29), started at left guard and was a part of an offensive front that did not allow a sack on 27 pass attempts, while opening holes for Titans' ball carriers to gain 138 yards on the ground.
- Against L.A. Chargers (10/20), started at left guard and helped the offense amass 403 total yards.
- Against Kansas City (11/10), started at left guard and helped open holes for Titans' rushers to gain 225 yards on the ground.
- Against Jacksonville (11/24), started at left guard and blocked for Titans' ball carriers to gain 219 rushing yards.
- At Indianapolis (12/1), started at left guard and helped open holes for Derrick Henry to collect 149 rushing yards on 26 carries.
- At Oakland (12/8), started at left guard and was a part of an offensive front that blocked for Titans' ball carriers to gain 161 yards on the ground, while also not allowing a sack on 27 pass attempts.
- Against Houston (12/15), started at left guard and was a member of an offensive line that opened holes for Titans' rushers to gain 163 yards on the ground.
- Against New Orleans (12/22), started at left guard and helped the Titans amass 149 rushing yards on 26 carries.
- At Houston (12/29), started at left guard and was a part of an offensive front that blocked for Derrick Henry to amass 211 yards on the ground and become the NFL's leading rusher in 2019.
- At New England (1/4), started at left guard and was a member of an offensive front that opened holes for Derrick Henry to collect 182 yards on the ground.
- At Baltimore (1/11), started at left guard and was a part of an offensive line that blocked for Derrick Henry to collect a franchise postseason record 195 rushing yards.

2018 (16/16, 3/3 - Los Angeles Rams): Started all 16 regular season games and all three postseason contests at left guard. Was a member of an offensive front that blocked for the NFL's second ranked offense, including the third ranked ground game and fifth ranked passing attack.

- Against Arizona (9/16), started at left guard in his 100th career game and helped open holes for Todd Gurley II's three rushing touchdowns.
- Against Minnesota (9/27), played in all 55 offensive plays at left guard and helped the offense total 556 yards.
- At Denver (10/14), started at left guard and helped paved the way for Todd Gurley II to set a new career-high in rushing yards with 208 yards.
- Against Green Bay (10/28), appeared in all 78 offensive plays and blocked for Todd Gurley II to gain 195 yards from scrimmage.
- At New Orleans (11/4), started at left guard and played all 60 offensive plays and helped give Jared Goff time to throw for 391 yards and three touchdowns.
- Against Dallas (1/12), appeared in all 79 offensive plays and paved the way for Todd Gurley II to rush for 115 yards and one touchdown in the Divisional Round.
- At New Orleans (1/20), started at left guard and played all 69 offensive plays and protected Jared Goff to throw for 297 yards.
- Against New England in Super Bowl LIII (2/3), started at left guard and played all 65 offensive snaps.

2017 (15/15, 1/1 - Los Angeles Rams): Started 15 games at left guard plus one playoff start. Played a key role on the top-ranked scoring team in the league. Did not play in the regular season finale.

- At Dallas (10/1), played all 69 offensive snaps and paved the way for 168 total rushing yards.
- Against Arizona (10/22), played all 80 offensive snaps and opened running lanes for Todd Gurley II who notched his fourth 100-plus yard rushing game of the season.
- Against Houston (11/12), allowed Jared Goff to have time in the pocket to throw for a career-high 355 yards.
- At Tennessee (12/24), helped protect Jared Goff who recorded 301 passing yards and four touchdowns.
- Against Atlanta (1/6), made first-career postseason start at left guard in the Wild Card matchup. Helped give Jared Goff time to throw for 259 yards and one touchdown.

2016 (15/15 - Los Angeles Rams): Started 15 games at various positions along the line including left guard, left tackle, and right tackle. Started 12 games at left guard, two games at left tackle and the regular season finale at right tackle. Was inactive for one contest.

- At Tampa Bay (9/25), started at left guard and opened up running lanes for Todd Gurley to rush for two touchdowns.
- At New Orleans (11/27), started at left tackle for the first time since late in the 2012 campaign. Left the game in the second quarter and did not return.

2015 (5/5 - St. Louis): Started the first five games of the season at right guard before being placed on injured reserve on Oct. 15.

- At Arizona (10/4), part of an offensive line that helped produce 164 rushing yards.

2014 (16/16 - St. Louis): Started 16 games. Started 13 games at left guard and three contests at right guard. Saw action at both tackle positions.

- Against Dallas (9/21), started at left guard and helped block for an offense that produced 448 total yards.
- Against Denver (11/16), started at left guard and helped block for the offense to register a 100-yard rusher and 100-yard receiver.
- Against Oakland (11/30), started at left guard and was a member of an offensive front that helped the offense score 38 points in the first half, which is tied for second-most in franchise history.

2013 (12/9 - St. Louis): Played in 12 games with nine starts. Started three games at right tackle, five at right guard and one at left tackle. Was inactive for four games.

- Against Arizona (9/8), started at right tackle and was a part of an offensive line that helped block for Sam Bradford allowing him to throw for 299 yards and two touchdowns.
- At Indianapolis (11/10), marked his first career start at right guard. Helped block for the Rams' backs to run for 140 yards, the team's third straight 100 yard rushing game.
- Against Chicago (11/24), started at right guard and was a part of an offensive line that helped block for the Rams rushing corps to run for 258 yards, the team's highest single game total of the season.
- Against Tampa Bay (12/22), started at right guard and moved to left tackle for Jake Long who left in the first quarter with an injury. Helped block for two rushing touchdowns.

2012 (10/10 - St. Louis): Started 10 games at left tackle, including the final eight contests of the season. Helped Steven Jackson reach 1,000 yards for the eighth-straight season. Was inactive for six games.

- At San Francisco (11/11), started at left tackle and helped the Rams put up 458 total yards on offense.
- At Arizona (11/25), started at left tackle and helped Steven Jackson notch 139 yards on the ground.
- At Seattle (12/30), started at left tackle and was a part of an offensive line that allowed zero sacks.

2011 (9/9 - St. Louis): Started all nine games he played at left tackle from Weeks 1-10. Placed on injured reserve on Nov. 19 missing the final seven games of the campaign.

2010 (16/16 - St. Louis): Named All-Rookie by Pro Football Weekly and the Pro Football Writers of America. Finished the season as the only NFL rookie to start all of his team's games at left tackle. Allowed only three sacks in 590 pass attempts and was a part of an offensive line that helped Steven Jackson surpass the 1,000-yard mark for a sixth consecutive year.

COLLEGE:

- Started 41 of 42 games at Indiana. Never left the starting lineup after sliding in at left tackle midway through his true freshman campaign. While in the starting lineup the Hoosiers rushed over 100 yards in 29 games. In his last two seasons, registered 171 knockdowns and 20 touchdown-resulting blocks.
- As a senior (2009), named a team captain and started all 12 games at left tackle. Selected second team All-Big Ten by the conference coaches and named honorable mention by the league's media. Anchored an offensive line that allowed just 16 sacks on the season, a total that ranked second in the Big Ten and shared 28th nationally. The front five surrendered one sack per 27.5 pass attempts, which ranked second in the Big Ten. Saffold

allowed just one sack on the year. Hoosiers rushed for over 180 yards on four occasions, including 197 yards at No. 23 Michigan and 196 yards against Purdue.

- As a junior (2008), started 10 games at left tackle. Battled a back injury the entire season and missed two games with a knee injury. The Hoosiers broke the 2,000-yard rushing mark (2,003) for the second straight year, the first time since 2000 and 2001 an Indiana team produced back-to-back 2,000-yard rushing seasons. Indiana averaged 4.5 yards per carry and posted 19 rushing scores, its best numbers since 2001. The team rushed for over 250 yards four times with a season-best 297 yards in the season-opening win over Western Kentucky.

- As a sophomore (2007), started all 13 games at left tackle. Helped the Hoosiers average 157.4 yards per game on the ground and 393.8 yards of total offense, the highest averages in each category since 2001. The Hoosiers also set a new school record with 412 points and finished second in school history averaging 31.7 points per game. A key component of an Indiana rushing attack that went over 100 yards nine times and over 200 yards five times.

- As a freshman (2006), played in seven games starting six times. Started at left tackle for six straight contests, beginning with the Hoosiers' game against Wisconsin. In those six starts, the Hoosier running game topped 100 yards five times and averaged 138.5 per contest.

- Graduated in May 2010 with a public affairs management degree from Indiana.

PERSONAL:

- Was a two-way lineman at Bedford (Ohio) High School and was rated a two-star prospect by Rivals.com.

- As a senior, earned first team All-Lake Erie League, All-District and honorable mention All-State honors after recording 18 tackles as a defensive end and notching a 94-percent blocking efficiency on the offensive front. Also played in 2006 Ohio North-South All-Star game.

- Follow Saffold on Twitter at @Rodger_Saffold.

- Follow Saffold on Instagram at @rsaff76.

- Born Rodger P. Saffold III on June 6, 1988 in Bedford, Ohio.

RODGER SAFFOLD'S NFL STATISTICS

REGULAR SEASON

Year	Team	GP	GS
2010	St. Louis Rams	16	16
2011	St. Louis Rams	9	9
2012	St. Louis Rams	10	10
2013	St. Louis Rams	12	9
2014	St. Louis Rams	16	16
2015	St. Louis Rams	5	5
2016	L.A. Rams	15	15
2017	L.A. Rams	15	15
2018	L.A. Rams	16	16
2019	Tennessee	16	16
2020	Tennessee	15	15
2021	Tennessee	15	15
NFL Totals		160	157

PLAYOFFS

Year	Team	GP	GS
2017	L.A. Rams	1	1
2018	L.A. Rams	3	3
2019	Tennessee	3	3
2020	Tennessee	1	1
2021	Tennessee	1	1
NFL Totals		9	9

Starts Breakdown:

2010 - LT 16; 2011 - LT 9; 2012 - LT 10; 2013 - RT 3, RG 5, LT 1; 2014 - LG 13, RG 3; 2015 - RG 5; 2016 - LG 12, LT 2, RT 1; 2017 - LG 15 (Playoffs - LG 1); 2018 - LG 16 (Playoffs - LG 3); 2019 - LG 16 (Playoffs - LG 3); 2020 - LG 15 (Playoffs - LG 1); 2021 - LG 15 (Playoffs - LG 1)

Additional Career Statistics

Misc. Tackles - 1 (2011), 1 (2013), 2 (2014), 1 (2015), 1 (2016)

Fumble Recoveries - 1 (2012), 1 (2019)



98 JEFFERY SIMMONS

DEFENSIVE TACKLE • 6'4" • 305 LBS • COLLEGE: MISSISSIPPI STATE
ACQUIRED: 1ST ROUND - 2019 • NFL EXPERIENCE (NFL/TITANS): 3/3
HOMETOWN: MACON, MISS.
GAMES PLAYED/GAMES STARTED: 41/39 (PLAYOFFS: 5/2)



Captain: 2021



Pro Bowl: 2021

PRO: The Titans selected Jeffery Simmons with the 19th overall pick in the 2019 NFL Draft. Simmons began his rookie season on the non-football injury list due to a serious knee injury he suffered during training in February 2019. He missed the first six games of the season but was added to the 53-man roster in Week 7. He played a total of nine games (three starts) during the regular season and all three games in the playoffs. The Mississippi State product enjoyed a strong second campaign for the Titans in 2020 when he finished second on the club with three sacks and 20 quarterback pressures and tied for the NFL lead with three defensive fumble recoveries. The 6-foot-4, 305-pound defensive lineman provides a rare blend of size, power and quickness. He was a first-team All-SEC selection as a sophomore and junior, adding second-team All-American honors as a junior. Following his junior season, he declared for the NFL Draft.

CAREER HIGHLIGHTS:

- In 2020, Simmons started 15 games at defensive tackle for the Titans and tied for the NFL lead with three defensive fumble recoveries. He also ranked second on the team with three sacks and 20 quarterback pressures.
- As a rookie in 2019, Simmons totaled 40 tackles, two sacks, two tackles for loss, 14 quarterback pressures and one pass defended in nine games (seven starts). He added four tackles, three quarterback pressures and a fumble recovery in three playoff contests.
- As a junior in 2018, Simmons was named first team All-SEC and second team All-American after totaling 63 tackles, 17 tackles for loss and two sacks. His 17 tackles for loss led the team, ranked fourth in the SEC and were the third-most in single-season school history.

TITANS TIDBITS:

- During college Simmons was a two-time member of the SEC Academic Honor Roll.
- Simmons' brother, Dylan Bradley, played football at Southern Miss and then spent time with the Minnesota Vikings. His uncle, Jason Hatcher, played 10 total seasons with the Dallas Cowboys and Washington Football Team.
- Away from football, Simmons enjoys fishing and spending time outdoors.

CAREER TRANSACTIONS:

- The Macon, Miss., native was selected by the Titans in the first round (19th overall) of the 2019 NFL Draft.

SEASON RECAPS:

2021 (17/17, 1/1): Named Associated Press second-team All-Pro and named to his first career Pro Bowl. Started all 17 games at defensive tackle and led the team with 58 quarterback pressures. Ranked second on the squad with 12 tackles for loss and third on the club with a career-best 8.5 sacks. Added 54 tackles and six passes defended. Started the postseason contest and registered eight tackles, including a team-high three sacks to go along with three quarterback pressures. Led or tied for the team lead in sacks five times in 2021 (vs. ARI, at LAR, vs. NO, at HOU, vs. CIN). Led or tied for the team lead in quarterback pressures eight times in 2021 (at SEA, vs. BUF, at IND, at LAR, vs. NO, vs. SF, vs. MIA, at HOU). Tied for the team lead in passes defended twice in 2021 (vs. HOU, at PIT). Registered a career-high three sacks at L.A. Rams (11/7/21).

- Against Arizona (9/12), started at defensive tackle and collected five tackles, including a sack and two quarterback pressures. Stuffed Chase Edmonds for no gain on a rush up the middle early in the first stanza. Halted a Cardinals' drive by sacking Kyler Murray for a seven-yard loss on

third-and-10 in the third quarter.

- At Seattle (9/19), started at defensive tackle and posted a half sack and a team-high four quarterback pressures. Halted a Seahawks' drive by combining with Denico Autry for a seven-yard sack of Russell Wilson on third-and-14 in the second quarter.
- Against Indianapolis (9/26), started at defensive tackle and tallied three tackles, three quarterback pressures and a pass defended. Batted down a pass at the line of scrimmage that was intended for Michael Pittman Jr.
- At N.Y. Jets (10/3), started at defensive tackle and notched four tackles, including a stop for loss and two quarterback pressures. Stonewalled Ty Johnson for a two-yard loss on a rush up the middle late in the third quarter. Stuffed Michael Carter for no gain on a rush off right tackle in the fourth quarter.
- At Jacksonville (10/10), started at defensive tackle and compiled three tackles, including a stop for loss, three quarterback pressures and a pass defended. Stuffed James Robinson for a one-yard loss on a rush up the middle in the second quarter. Deflected a pass intended for Jamal Agnew in the second stanza.
- Against Buffalo (10/18), started at defensive tackle and registered five tackles, a sack and led the team with seven quarterback pressures. Dropped Josh Allen for a seven-yard sack midway through the fourth quarter. Sealed the victory by stonewalling Allen for no gain on a fourth-and-one quarterback sneak inside the Titans' five-yard line with less than 30 seconds remaining in the game.
- Against Kansas City (10/24), started at defensive tackle and collected two tackles and four quarterback pressures.
- At Indianapolis (10/31), started at defensive tackle and posted a tackle and a team-best six quarterback pressures.
- At L.A. Rams (11/7), tallied six tackles, including a career-best three sacks, to go along with a career-high and team-best 10 quarterback pressures. Became the first Titans player with three sacks in a game since Dec. 21, 2008 (3.5, Jason Jones). Became the only Titans/Oilers players with three sacks in the first half of a game since individual sacks became an official NFL statistic in 1982. Sacked Matthew Stafford for a seven-yard loss on the Rams' opening drive. Pressured Stafford in the end zone resulting in an interception by David Long Jr. which was returned to the Rams' two-yard line in the second quarter. Halted a Rams' drive by dropping Stafford for a 10-yard sack on third-and-five in the second quarter. Notched his third sack of the evening by bringing down Stafford for a nine-yard loss late in the second stanza. Combined with Chris Jackson to stop Sony Michel for no gain on a rush off left tackle late in the third quarter.
- Against New Orleans (11/14), collected four tackles, including a team-high two sacks, a team-best three quarterback pressures to go along with a pass defended. Recorded multiple sacks in consecutive games for the first time in his career. Sacked Trevor Siemian for an eight-yard loss in the opening quarter. Registered his second consecutive multiple-sack game by dropping Siemian for four-yard loss late in the second quarter. Batted down a pass intended for Mark Ingram in the third stanza. Stuffed Ingram for no gain on a rush off right tackle in the fourth quarter.
- Against Houston (11/21), totaled five tackles, including a stop for loss and a pass defended. Ended a Texans' drive by batting down a third-and-12 pass intended for David Johnson late in the third quarter. Stopped Rex Burkhead for a one-yard loss on a rush off right tackle late in the fourth quarter.
- At New England (11/28), recorded six tackles.
- Against Jacksonville (12/12), posted three tackles, including a stop for loss, three quarterback pressures and a pass defended in the shutout victory. Stuffed James Robinson for a one-yard loss on a rush up the middle early in the third quarter. Combined with Rashaan Evans to

stonewall Robinson for no gain on a rush off left tackle in the third stanza. Batted down a pass intended for Carlos Hyde in the final quarter.

- At Pittsburgh (12/19), notched a tackle, a quarterback pressure and a pass defended. Batted down a pass intended for Ray Ray McCloud in the first quarter.
- Against San Francisco (12/23), tallied two tackles and a team-best four quarterback pressures.
- Against Miami (1/2), notched a tackle and tied for the team lead with two quarterback pressures. Stonewalled Duke Johnson for no gain on a rush up the middle in the first quarter.
- At Houston (1/9), compiled two tackles, including a sack and a team-best four quarterback pressures. Dropped Davis Mills for a nine-yard sack in the third quarter.
- Against Cincinnati (1/22), started at defensive tackle and posted eight tackles, including a team-best and franchise single-game postseason record three sacks to go along with three quarterback pressures. Sacked Joe Burrow for a 12-yard loss on third-and-14 late in the second quarter. Dropped Burrow for a six-yard sack early in the third quarter. Registered his third sack of the day and ended a Bengals' drive by dropping Burrow for a 10-yard loss on third-and-eight in the fourth quarter.

2020 (15/15, 1/1): Started 15 games at defensive tackle and finished second on the club with three sacks and 20 quarterback pressures. Tied for the NFL lead with three defensive fumble recoveries in 2020. Registered 49 tackles, including three stops for loss, five passes defended and a forced fumble. Missed one game on the reserve/COVID-19 list. Started the postseason contest at defensive tackle and collected three tackles, including a stop for loss. Led or tied for the team lead in sacks three times in 2020 (at MIN, vs. HOU, at IND). Led or tied for the team lead in quarterback pressures eight times in 2020 (at MIN, vs. HOU, vs. PIT, at CIN, at BAL, at IND, vs. CLE, at GB). Tied for the team lead in passes defended once in 2020 (vs. IND).

- At Denver (9/14), started at defensive tackle and collected four tackles and a fumble recovery. Gave the Titans offense great field position by recovering a Melvin Gordon III fumble that was forced by Kevin Byard at the Broncos' 23-yard line early in the second quarter. Finished off the Titans' goal-line stand in the second quarter by stuffing Jake Butt for no gain on a short pass on fourth down.
- Against Jacksonville (9/20), started at defensive tackle and posted three tackles and a pass defended. Sealed the victory by deflecting a Gardner Minshew II pass that was intercepted by Harold Landry III with 47 seconds remaining in the game.
- At Minnesota (9/27), started at defensive tackle and registered five tackles, including a sack and a team-best five quarterback pressures. Ended a Vikings' drive by dropping Kirk Cousins for a six-yard sack on third-and-eight in the first quarter.
- Against Houston (10/18), started at defensive tackle and produced six tackles, including a sack and two quarterback pressures. Teamed with DaQuan Jones to stuff David Johnson for a one-yard loss on a rush off left tackle in the first quarter. Combined with Rashaan Evans to stuff David Johnson for no gain on a goalline rush in the second quarter. Halted a Texans' drive by dropping Deshaun Watson for a 12-yard sack on third-and-eight in the fourth quarter. Made a critical play by batting down a two-point conversion attempt intended to Randall Cobb that would have made it a two-score game late in the fourth quarter.
- Against Pittsburgh (10/25), started at defensive tackle and registered three tackles, a team-high two quarterback pressures and a pass defended. Pounced on James Conner for a 10-yard loss after Ben Roethlisberger pitched him the ball in the first quarter. Stuffed Conner for no gain on a rush up the middle in the third stanza. Batted a Roethlisberger pass that was then intercepted by Jayon Brown late in the third quarter.
- Against Chicago (11/8), named AFC Defensive Player of the Week after starting at defensive tackle and tallying three tackles, a forced fumble, a fumble recovery and a pass defended. Forced a David Montgomery fumble that was scooped up by Desmond King II and returned 63 yards for a touchdown in the third quarter. Deflected a pass intended for Anthony Miller in the final stanza. Recovered a Miller fumble that was forced by Jayon Brown in the fourth quarter.
- At Indianapolis (11/29), started at defensive tackle and recorded four tackles, a sack, two quarterback pressures and a pass defended. Halted a Colts' drive by dropping Philip Rivers for a six-yard sack on third-and-six in the third quarter. Batted down a pass intended for T.Y. Hilton late in the third stanza. Stuffed Nyheim Hines for no gain on a rush up the middle late in the fourth quarter.
- Against Cleveland (12/6), started at defensive tackle and tallied a career-

high seven tackles with a quarterback pressure. Combined with David Long Jr. to stuff Nick Chubb for no gain on a rush off left guard in the first quarter. Teamed with Rashaan Evans to stonewall Kareem Hunt for a one-yard loss on a rush up the middle in the opening stanza. Stopped Hunt for no gain on a rush off right tackle in the second quarter.

- Against Detroit (12/20), started at defensive tackle and produced two tackles, two quarterback pressures and a fumble recovery. Recovered a T.J. Hockenson fumble that was forced by Derick Roberson in the third quarter.
- Against Baltimore (1/10), started at defensive tackle and posted three tackles and a quarterback pressure. Stuffed Lamar Jackson for a one-yard loss on a rush up the middle in the third quarter.

2019 (9/7, 3/0): Played in nine games with seven starts during his rookie campaign and collected 40 tackles, two sacks, 14 quarterback pressures, two tackles for loss and a pass defended. Spent the first six weeks of the season on the non-football injury list. Saw action in all three postseason contests and notched four tackles, three quarterback pressures and a fumble recovery. Led or tied for the team lead in sacks twice (vs. LAC, at OAK). Tied for the team lead in quarterback pressures once (at HOU). Saw action in his first career game and registered his first career sack against the L.A. Chargers (10/20/19). Made his first career start against Tampa Bay (10/27/19).

- Against L.A. Chargers (10/20), made his NFL debut as a reserve at defensive end and posted six tackles, including a sack, a stop for loss and two quarterback pressures. Teamed with Harold Landry to stonewall Melvin Gordon for a one-yard loss on a rush off right tackle in the opening quarter. Collected his first career sack by dropping Philip Rivers for a three-yard loss in the third quarter. Combined with Rashaan Evans to stop Gordon for no gain on first-and-goal during the final goal-line stand.
- Against Tampa Bay (10/27), notched his first career NFL start at defensive end and tallied four tackles and two quarterback pressures. Stonewalled Peyton Barber for no gain on a first-and-goal rush off right guard in the first quarter.
- At Indianapolis (12/1), started at defensive end and posted five tackles and three quarterback pressures. Teamed with Kamalei Correa to stuff Jonathan Williams for a two-yard loss on a rush off left end in the opening quarter.
- At Oakland (12/8), started at defensive end and amassed five tackles, including a sack and a stop for loss. Stuffed DeAndré Washington for a two-yard loss on a rush off left end late in the first quarter. Halted a Raiders' drive by sacking Derek Carr for a four-yard loss on third-and-two in the third quarter.
- Against Houston (12/15), started at defensive end and totaled four tackles, two quarterback pressures and a pass defended. Halted a potential Texans' scoring drive by deflecting a Deshaun Watson pass at the line of scrimmage that was then intercepted by Jayon Brown in the end zone.
- At Houston (12/29), played as a reserve on the defensive front and recorded three tackles and three quarterback pressures.
- At New England (1/4), saw action as a reserve on the defensive front in his first career postseason contest and posted two tackles and a quarterback pressure.
- At Baltimore (1/11), played as a reserve at defensive end and recorded two tackles, a fumble recovery and two quarterback pressures. Set up the Titans' final touchdown by recovering a Lamar Jackson fumble after a Jurrell Casey strip-sack midway through the third quarter.

COLLEGE:

- During a three-year career as a defensive tackle at Mississippi State, Simmons appeared in 38 contests with 28 starts. He finished his career ranked sixth in school history with 32.5 in tackles for loss. He also tied for sixth in MSU annals with five forced fumbles and tied for fourth with three blocked kicks. His totals also included 163 tackles, seven sacks, seven passes defended and two defensive touchdowns. He was one of two players in the nation to be named a Bednarik Award Semifinalist in both 2017 and 2018.
- As a junior (2018), appeared in 13 games with 12 starts. Led the team and ranked fourth in the SEC with 17 tackles for loss, which made up the third-highest total in school history. Tied for second in the SEC among defensive linemen with 63 total tackles and added a pair of sacks, one forced a fumble and four passes defended. Collected two or more tackles for loss in six different games and had at least one in nine contests. Named a Bednarik Award Semifinalist and won the 2018 Conerly Trophy

by the Mississippi Sports Hall of Fame and Museum as the top player in Mississippi. Also named second team All-American (AP, The Athletic) and first team All-SEC (AP, Coaches).

- As a sophomore (2017), started all 13 games and tallied 60 tackles, five sacks, 12 tackles for loss, 41 quarterback pressures, two forced fumbles, two fumble recoveries and one pass defended. With three total blocked kicks and punts, became the first SEC player since 2004 to lead the nation in the category. Named first team All-SEC (AP, Coaches, PFF) and was a Bednarik Award Semifinalist. Added 2017 SEC Academic Honor Roll recognition.
- As a freshman (2016), played in 12 games with three starts at defensive tackle and finished with 40 tackles, 3.5 tackles for loss and four quarterback hurries. Led all SEC freshman and tied for the team lead with two forced fumbles. Became the first MSU defensive lineman to earn Freshman All-SEC honors since Chris Jones in 2013. Named to the SEC First-Year Academic Honor Roll.
- Majored in human development at Mississippi State.

PERSONAL:

- Has a son, Jeffery Jr.
- Attended Noxubee County (Macon, Miss.) High School, where he was named the nation's No. 10 overall player and the No. 2 defensive end by Scout.com. Named a five-star prospect by Rivals.com and Scout.com and a four-star prospect by 247Sports.com and ESPN.com. Named the top-rated player in Mississippi by Rivals.com and 247Sports.com.

- As a high school senior in 2015, helped Noxubee County win its second straight MHSAA Class 4A State Championship with a 12-4 overall record. Finished second on the team with 105 tackles. Led the Tigers with 20.5 tackles for loss, 18.5 sacks, 21 quarterback hurries, three blocked field goals and two blocked punts. Also forced two fumbles, recovered two fumbles, broke up five passes and recorded an interception.
- His mother is Brenda Bradley. He has one brother, Dylan, and two sisters, Brooke and Ashley.
- List of favorites: (movie) "The Blind Side"; (TV show) "Martin"; (song on your pregame playlist) "The Man" by Aloe Blacc; (meal) chicken alfredo; (dessert) Pecan Pie; and (sports team as a child) L.A. Lakers with Kobe Bryant.
- Follow Simmons on Twitter at @grindsimmons94 and on Instagram at @jsimmons_94.
- Born Jeffery Bernard Simmons Jr. on July 28, 1997, in Lasalle, La.

JEFFERY SIMMONS' GAME-BY-GAME

2019 Tennessee Titans

Date	Opp	W/L	P/S	Tot Solo	Asst	Sk - Yds	QBP	TFL	Int - Yds	-TD	PD	FF	FR - Yds	SpT
Sept 8	@ Cle	W	NFI											
Sept 15	Ind	L	NFI											
Sept 19	@ Jax	L	NFI											
Sept 29	@ Atl	W	NFI											
Oct 6	Buf	L	NFI											
Oct 13	@ Den	L	NFI											
Oct 20	LAC	W	p	6	5	1	1.0	3.0	2	1	0	0	0	0
Oct 27	TB	W	S	4	3	1	0.0	0.0	2	0	0	0	0	0
Nov 3	@ Car	L	S	4	1	3	0.0	0.0	1	0	0	0	0	0
Nov 10	KC	W	S	3	1	2	0.0	0.0	1	0	0	0	0	0
Nov 24	Jax	W	S	6	3	3	0.0	0.0	0	0	0	0	0	0
Dec 1	@ Ind	W	S	5	3	2	0.0	0.0	3	0	0	0	0	0
Dec 8	@ Oak	W	S	5	4	1	1.0	4.0	0	1	0	0	0	0
Dec 15	Hou	L	S	4	3	1	0.0	0.0	2	0	0	0	1	0
Dec 22	NO	L	IA											
Dec 29	@ Hou	W	p	3	2	1	0.0	0.0	3	0	0	0	0	0
Totals		9-7	9/7	40	25	15	2.0	7.0	14	2	0	0	1	0
Playoffs														
Jan 4	@ NE	W	p	2	1	1	0.0	0.0	1	0	0	0	0	1
Jan 11	@ Bal	W	p	2	2	0	0.0	0.0	2	0	0	0	0	1
Jan 19	@ KC	L	p	0	0	0	0.0	0.0	0	0	0	0	0	0
Totals		2-1	3/0	4	3	1	0.0	0.0	3	0	0	0	0	1

2020 Tennessee Titans

Date	Opp	W/L	P/S	Tot Solo	Asst	Sk - Yds	QBP	TFL	Int - Yds	-TD	PD	FF	FR - Yds	SpT
Sept 14	@ Den	W	S	4	3	1	0.0	0.0	0	0	0	0	0	1
Sept 20	Jax	W	S	3	0	3	0.0	0.0	0	0	0	0	1	0
Sept 27	@ Min	W	S	5	3	2	1.0	6.0	5	1	0	0	0	0
Oct 13	Buf	W	R/C											
Oct 18	Hou	W	S	6	4	2	1.0	12.0	2	1	0	0	0	0
Oct 25	Pit	L	S	3	1	2	0.0	0.0	2	0	0	0	1	0
Nov 1	@ Cin	L	S	4	2	2	0.0	0.0	1	0	0	0	0	0
Nov 8	Chi	W	S	3	3	0	0.0	0.0	0	0	0	0	1	1
Nov 12	Ind	L	S	2	0	2	0.0	0.0	0	0	0	0	1	0
Nov 22	@ Bal	W	S	3	1	2	0.0	0.0	1	0	0	0	0	0
Nov 29	@ Ind	W	S	4	2	2	1.0	6.0	2	1	0	0	1	0
Dec 6	Cle	L	S	7	3	4	0.0	0.0	1	0	0	0	0	0

Dec 13	@ Jax	W	S	1	1	0	0.0	0.0	1	0	0	0	0	0
Dec 20	Det	W	S	2	0	2	0.0	0.0	2	0	0	0	0	1
Dec 27	@ GB	L	S	2	1	1	0.0	0.0	1	0	0	0	0	0
Jan 3	@ Hou	W	S	0	0	0	0.0	0.0	2	0	0	0	0	0
Totals		11-5	15/15	49	24	25	3.0	24.0	20	3	0	0	5	1

Playoffs

Jan 10	Bal	L	S	3	2	1	0.0	0.0	0	1	0	0	0	0
Totals		0-1	1/1	3	2	1	0.0	0.0	0	1	0	0	0	0

2021 Tennessee Titans

Date	Opp	W/L	P/S	Tot Solo	Asst	Sk - Yds	QBP	TFL	Int - Yds	-TD	PD	FF	FR - Yds	SpT
Sept 12	Ari	L	S	5	5	0	1.0	7.0	2	1	0	0	0	0
Sept 19	@ Sea	W	S	1	0	1	0.5	3.5	4	0	0	0	0	0
Sept 26	Ind	W	S	3	2	1	0.0	0.0	3	0	0	0	1	0
Oct 3	@ NYJ	L	S	4	4	0	0.0	0.0	2	1	0	0	0	0
Oct 10	@ Jax	W	S	3	3	0	0.0	0.0	3	1	0	0	1	0
Oct 18	Buf	W	S	5	3	2	1.0	7.0	7	1	0	0	0	0
Oct 24	KC	W	S	2	1	1	0.0	0.0	4	0	0	0	0	0
Oct 31	@ Ind	W	S	1	1	0	0.0	0.0	6	0	0	0	0	0
Nov 7	@ LAR	W	S	6	3	3	3.0	26.0	10	3	0	0	0	0
Nov 14	NO	W	S	4	4	0	2.0	12.0	3	2	0	0	1	0
Nov 21	Hou	L	S	5	4	1	0.0	0.0	0	1	0	0	1	0
Nov 28	@ NE	L	S	6	4	2	0.0	0.0	0	0	0	0	0	0
Dec 12	Jax	W	S	3	3	0	0.0	0.0	3	1	0	0	1	0
Dec 19	@ Pit	L	S	1	1	0	0.0	0.0	1	0	0	0	1	0
Dec 23	SF	W	S	2	2	0	0.0	0.0	4	0	0	0	0	0
Jan 2	Mia	W	S	1	1	0	0.0	0.0	2	0	0	0	0	0
Jan 9	@ Hou	W	S	2	1	1	1.0	9.0	4	1	0	0	0	0
Totals		12-5	17/17	54	42	12	8.5	64.5	58	12	0	0	6	0
Playoffs														
Jan 22	Cin	L	S	8	7	1	3.0	28.0	3	3	0	0	0	0
Totals		0-1	1/1	8	7	1	3.0	28.0	3	3	0	0	0	0

JEFFERY SIMMONS' NFL STATISTICS

REGULAR SEASON				TACKLES							INTERCEPTIONS					FUMBLES			
Year	Team	GP	GS	Tot	Solo	Asst	Sk	Yds	QBP	TFL	No	Yds	Lg	TD	PD	FF	FR	Yds	SpT
2019	Tennessee	9	7	40	25	15	2.0	7.0	14	2	0	0	0	0	1	0	0	0	0
2020	Tennessee	15	15	49	24	25	3.0	24.0	20	3	0	0	0	0	5	1	3	0	0
2021	Tennessee	17	17	54	42	12	8.5	64.5	58	12	0	0	0	0	6	0	0	0	0
NFL Totals		41	39	143	91	52	13.5	95.5	92	17	0	0	0	0	12	1	3	0	0

PLAYOFFS				TACKLES							INTERCEPTIONS					FUMBLES			
Year	Team	GP	GS	Tot	Solo	Asst	Sk	Yds	QBP	TFL	No	Yds	Lg	TD	PD	FF	FR	Yds	SpT
2019	Tennessee	3	0	4	3	1	0.0	0.0	3	0	0	0	0	0	0	0	1	0	0
2020	Tennessee	1	1	3	2	1	0.0	0.0	0	1	0	0	0	0	0	0	0	0	0
2021	Tennessee	1	1	8	7	1	3.0	28.0	3	3	0	0	0	0	0	0	0	0	0
NFL Totals		5	2	15	12	3	3.0	28.0	6	4	0	0	0	0	0	0	1	0	0

Single-Game Highs

Tackles - 7 vs. Cleveland (12/6/20)
 Sacks - **3 at L.A. Rams (11/7/21)**
 Quarterback Pressures - **10 at L.A. Rams (11/7/21)**
 Tackles For Loss - **3 at L.A. Rams (11/7/21)**
 Fumble Recovery - 1 (Three times, last vs. Detroit 12/20/20)
 Fumble Recovery - 1 vs. Chicago (11/8/20)
 Passes Defensed - **1 (11 times, last vs. Jacksonville 12/12/21)**

Playoff Single-Game Highs

Tackles - **8 vs. Cincinnati (1/22/22)**
 Sacks - **3 vs. Cincinnati (1/22/22)**
 Quarterback Pressures - **3 vs. Cincinnati (1/22/22)**
 Fumble Recovery - 1 at Baltimore (1/11/20)



38 BUSTER SKRINE

CORNERBACK • 5'9" • 187 LBS • COLLEGE: CHATTANOOGA
ACQUIRED: FREE AGENT - 2021
NFL EXPERIENCE (NFL/TITANS): 11/1 • HOMETOWN: WOODSTOCK, GA.
GAMES PLAYED/GAMES STARTED: 158/95 (PLAYOFFS: 1/0)

PRO: The Titans signed veteran cornerback Buster Skrine as a free agent on Nov. 23, 2021 to add experience and depth to the secondary. The 5-foot-9-inch, 187-pounder arrives in Tennessee having collected nine interceptions, 85 pass defended and 539 tackles in 11 seasons with the Cleveland Browns (2011-14), New York Jets (2015-18), Chicago Bears (2019-20) and San Francisco 49ers (2021). Skrine entered the NFL as a fifth-round pick of the Browns (137th overall) in the 2011 NFL Draft.

CAREER HIGHLIGHTS:

- Skrine appeared in every game for five consecutive years (2011-2015) while with the Cleveland Browns and the New York Jets.
- In 2014, Skrine recorded career highs with four interceptions and 18 passes defended.

TITANS TIDBITS:

- His given name is Daryl Frank Skrine II. He was originally nicknamed Buster by his grandmother to differentiate him from his father Daryl "Butch" Skrine.
- Skrine was a three-time Georgia state wrestling champion in high school and also competed in track, winning the county championship in the triple jump.

CAREER TRANSACTIONS:

- The Woodstock, Ga., native was originally selected by the Cleveland Browns in the fifth round (137th overall) of the 2011 NFL Draft.
- Signed by the New York Jets as an unrestricted free agent on March 11, 2015.
- Signed by the Chicago Bears as an unrestricted free agent on March 13, 2019.
- Waived by the Bears on March 17, 2021.
- Signed by the San Francisco 49ers as a free agent on Sept. 29, 2021.
- Waived by the 49ers on Oct. 11, 2021.
- Signed by the Titans as a free agent on Nov. 23, 2021.

SEASON RECAPS:

2021 (1/0 - San Francisco; 6/3, 1/0 - Tennessee): Saw action in six games with three starts at cornerback after signing with the Titans as a free agent on Nov. 23. Registered 17 tackles, an interception and three passes defended in Tennessee. Played as a reserve in his first career postseason contest and collected a tackle. Tied for the Titans lead in tackles once in 2021 (vs. SF). Tied for the Titans lead in passes defended once in 2021 (vs. JAX). Appeared in one game for the 49ers against Seattle on Oct. 3 before being released on Oct. 11.

- At New England (11/28), made his Titans debut as a reserve at cornerback and recorded two tackles.
- Against Jacksonville (12/12), made his first start at cornerback for the Titans and posted four tackles, an interception and another pass defended in the shutout victory. Batted down a pass intended for Marvin Jones Jr. late in the second quarter. Intercepted a Trevor Lawrence pass intended for Laquon Treadwell and returned it 17 yards to the Jaguars' 14-yard line in the fourth quarter.
- At Pittsburgh (12/19), started at cornerback and notched three tackles with a pass defended. Broke up a pass intended for James Washington early in the fourth quarter.
- Against San Francisco (12/23), started at cornerback and tied for the team lead with seven tackles with a forced fumble.
- Against Miami (1/2), played as a reserve at cornerback and notched a tackle.
- At Houston (1/9), saw action as a reserve at cornerback and on special

teams.

- Against Cincinnati (1/22), made his postseason debut as a reserve at cornerback and registered a tackle.

2020 (12/3 - Chicago): Appeared in 12 games with three starts and totaled 66 tackles, three pass defended and one forced fumble.

- At Detroit (9/13), tallied four tackles and a season-high two passes defended.
- Against New Orleans (11/1), picked up five tackles and a forced fumble.
- At Green Bay (11/29), recorded a career-high 13 tackles to go along with one pass defended.

2019 (16/4 - Chicago): Played in all 16 games with four starts and recorded 47 tackles, five pass defended and two forced fumbles.

- At Washington (9/23), posted a season-high seven tackles.
- At L.A. Rams (11/17), recorded two forced fumbles in a single game for the first time in his career.

2018 (14/11 - N.Y. Jets): Appeared in 14 games with 11 starts and posted 57 tackles, eight pass defended, a forced fumble, a fumble recovery and a half sack.

- At Detroit (9/10), totaled a season-high seven tackles.
- Against Miami (9/16), matched his season-high with seven stops.
- At Cleveland (9/20), recorded a half sack to go along with two tackles.
- At Jacksonville (9/30), registered two tackles, a forced fumble, a fumble recovery and a pass defended.
- At New England (12/30), matched his season-high seven tackles and set a season-high with two passes defended.

2017 (15/15 - N.Y. Jets): Started all 15 games he appeared in, posting 63 tackles, a sack, an interception and 10 pass defended, which ranked second on the team. Tied for the team lead in both forced fumbles and fumble recoveries with two. Was one of only two cornerbacks to have multiple forced fumbles and fumble recoveries.

- At Oakland (9/17), posted four tackles and his first career forced fumble.
- Against Miami (9/24), tallied a season-high eight tackles and one sack.
- Against New England (10/25), set a season-high with three pass defended while also recovering his first fumble of the season to go along with two tackles.
- At New Orleans (12/17), recorded five tackles, forced and recovered a fumble in the opponents red zone and one pass defended.
- At New England (12/31), matched his season-high with eight tackles.

2016 (14/14 - N.Y. Jets): Started all 14 games he played in, recording 47 tackles, a sack, eight pass defended and one interception. He also set a new career-long with a 51-yard interception return.

- Against Seattle (10/2), picked up his second career sack for 14 yards to go along with four tackles.
- Against Baltimore (10/23), tallied a season-high six tackles and one interception which he took back for a career-long 51 yards.
- At New England (12/24), matched his season-high six tackles.

2015 (16/8 - N.Y. Jets): Appeared in all 16 games with eight starts and logged 54 tackles, which were the most by a Jets cornerback, one interception and eight passes defended while seeing action at both inside and outside cornerback.

- At Indianapolis (9/21), led the defense in tackles collecting eight, including a tackle for loss which set up for an interception.
- At Miami (10/4), registered four tackles, one quarterback hit and two pass

defended in the victory at Wembley Stadium in London.

- Against Tennessee (12/13), tallied his seventh career interception and led the defense in tackles with eight, including one tackle for loss and one pass defended.

2014 (16/16 - Cleveland): Started all 16 games for the first time in his career and amassed 66 tackles, 18 passes defended and a career-high four interceptions.

- At Pittsburgh (10/12), set a career-high with four passes defended and also had an interception and three tackles.
- At Jacksonville (10/19), totaled three tackles and one interception. It was the first time in his career he recorded an interception in back-to-back games.
- Against Tampa Bay (11/2), tallied a season-high nine tackles.
- At Cincinnati (11/6), recorded a career-high two interceptions in one game, one of which he took back for a then career-long 30 yards.
- Against Indianapolis (12/7), registered five tackles and three pass defended.

2013 (16/15 - Cleveland): Appeared in 16 games with 15 starts and totaled 63 tackles, an interception, a sack and 17 pass defended.

- At Baltimore (9/15), totaled a season-high nine tackles.
- At Minnesota (9/22), recorded two passes defended, both in the end zone to prevent potential Vikings' touchdowns.
- Against Cincinnati (9/29), registered his second career interception to go along with three pass defended and two tackles.
- Against Buffalo (10/3), tallied his first career sack as well as six tackles and two pass defended.

2012 (16/6 - Cleveland): Played in all 16 regular season games with six starts and posted a career-high 73 tackles and 11 passes defended, which ranked second on the team. Added a fumble recovery and 11 stops on special teams, second-most on the club.

- At Cincinnati (9/16), made his first career NFL start and posted seven tackles.
- Against Cincinnati (10/14), tallied a then career-high 10 tackles.
- Against Pittsburgh (11/25), recovered a fumble, which was one of eight turnovers forced by the Browns and added three tackles.

2011 (16/0 - Cleveland): Saw action in all 16 games during his rookie campaign and recorded nine tackles, an interception, two pass defended and nine special team tackles, a figure that was third on the squad.

- At Arizona (12/18), recorded his first career interception.

COLLEGE:

- Appeared in 42 games with 30 starts at the University of Tennessee-Chattanooga (2007-10). Totaled 155 career tackles and five interceptions including a 46-yard return for a touchdown. Also returned 40 kickoffs for 891 yards (22.3 avg.). Was named to the All-Southern Conference first team as a junior and senior.
- As a senior (2010), saw action in 10 games with eight starts and totaled 39 tackles, a tackle for loss, a fumble recovery, an interception and eight pass defended.
- As a junior (2009), started all 11 games and tallied 45 tackles, two

interceptions, a tackle for loss and eight pass defended.

- As a sophomore (2008), appeared in 10 games with eight starts and recorded 48 tackles, a fumble recovery, a tackle for loss and four pass defended.
- As a freshman (2007), played in all 11 games with two starts and registered 23 tackles, two interceptions, three tackles for loss and a pass defended.
- Majored in business management at Chattanooga.

PERSONAL:

- Attended Etowah (Ga) High School and earned all-county, all-region and all-state honors.
- As a senior, was named the Cherokee County Player of the Year.
- As a junior, named all-county at defensive back and was selected as the team's MVP after recording 61 tackles and two interceptions.
- Won the county championship in triple jump and finished second in long jump and earned All-County honors in track and field.
- Follow Skrine on Twitter and Instagram at @busterskrine.
- Born Darryl Frank "Buster" Skrine Jr. on April 26, 1989 in Decatur, Ga.

BUSTER SKRINE'S GAME-BY-GAME CONT.

2019 Chicago Bears

Date	Opp	W/L	P/S	Tot	Solo	Asst	Sk	- Yds	QBP	TFL	Int	- Yds	-TD	PD	FF	FR	- Yds	SpT	
Sept 5	GB	L	p	1	1	0	0.0	0.0	NA	NA	0	0	0	1	0	0	0	0	
Sept 15	@ Den	W	p	4	2	2	0.0	0.0	NA	NA	0	0	0	0	0	0	0	0	
Sept 23	@ Was	W	p	7	5	2	0.0	0.0	NA	NA	0	0	0	0	0	0	0	0	
Sept 29	Min	W	p	4	4	0	0.0	0.0	NA	NA	0	0	0	0	0	0	0	0	
Oct 6	@ Oak	L	S	0	0	0	0.0	0.0	NA	NA	0	0	0	1	0	0	0	0	
Oct 20	NO	L	p	3	3	0	0.0	0.0	NA	NA	0	0	0	1	0	0	0	0	
Oct 27	LAC	L	S	1	1	0	0.0	0.0	NA	NA	0	0	0	0	0	0	0	0	
Nov 3	@ Phi	L	p	2	2	0	0.0	0.0	NA	NA	0	0	0	0	0	0	0	0	
Nov 10	Det	W	p	5	4	1	0.0	0.0	NA	NA	0	0	0	1	0	0	0	0	
Nov 17	@ LAR	L	p	2	2	0	0.0	0.0	NA	NA	0	0	0	2	0	0	0	0	
Nov 24	NYG	W	S	4	3	1	0.0	0.0	NA	NA	0	0	0	0	0	0	0	0	
Nov 28	@ Det	W	S	3	3	0	0.0	0.0	NA	NA	0	0	0	1	0	0	0	0	
Dec 5	Dal	W	p	3	2	1	0.0	0.0	NA	NA	0	0	0	0	0	0	0	0	
Dec 15	@ GB	L	p	2	2	0	0.0	0.0	NA	NA	0	0	0	0	0	0	0	0	
Dec 22	KC	L	p	2	2	0	0.0	0.0	NA	NA	0	0	0	0	0	0	0	1	
Dec 29	@ Min	W	p	4	3	1	0.0	0.0	NA	NA	0	0	0	0	0	0	0	0	
Totals				4-11	15/14	61	50	11	0.0	0.0	NA	NA	5	84	0	16	0	0	0

2020 Chicago Bears

Date	Opp	W/L	P/S	Tot	Solo	Asst	Sk	- Yds	QBP	TFL	Int	- Yds	-TD	PD	FF	FR	- Yds	SpT	
Sept 13	@ Det	W	p	4	3	1	0.0	0.0	NA	NA	0	0	0	2	0	0	0	0	
Sept 20	NYG	W	p	6	5	1	0.0	0.0	NA	NA	0	0	0	0	0	0	0	0	
Sept 27	@ Atl	W	p	6	5	1	0.0	0.0	NA	NA	0	0	0	0	0	0	0	0	
Oct 4	Ind	L	p	2	2	0	0.0	0.0	NA	NA	0	0	0	0	0	0	0	0	
Oct 8	TB	W	S	3	3	0	0.0	0.0	NA	NA	0	0	0	0	0	0	0	0	
Oct 18	@ Car	W	S	5	4	1	0.0	0.0	NA	NA	0	0	0	0	0	0	0	0	
Oct 26	@ LAR	L	p	7	5	2	0.0	0.0	NA	NA	0	0	0	0	0	0	0	0	
Nov 1	NO	L	p	5	4	1	0.0	0.0	NA	NA	0	0	0	1	0	0	0	0	
Nov 8	@ Ten	L	p	6	4	2	0.0	0.0	NA	NA	0	0	0	0	0	0	0	0	
Nov 16	Min	L	p	3	2	1	0.0	0.0	NA	NA	0	0	0	0	0	0	0	0	
Nov 29	@ GB	L	S	13	10	3	0.0	0.0	NA	NA	0	0	0	1	0	0	0	0	
Dec 6	Det	L	p	6	5	1	0.0	0.0	NA	NA	0	0	0	0	0	0	0	0	
Dec 13	Hou	W	IA																
Dec 20	@ Min	W	IA																
Dec 27	@ Jax	W	IA																
Jan 3	GB	L	IA																
Totals				8-8	12/3	66	52	14	0.0	0.0	NA	NA	0	0	0	3	1	0	0

2021 San Francisco 49ers

Date	Opp	W/L	P/S	Tot	Solo	Asst	Sk	- Yds	QBP	TFL	Int	- Yds	-TD	PD	FF	FR	- Yds	SpT	
Oct 3	Sea	L	p	0	0	0	0.0	0.0	NA	NA	0	0	0	0	0	0	0	0	
Totals				0-1	0/1	0	0	0	0.0	0.0	NA	NA	0	0	0	0	0	0	0

2021 Tennessee Titans

Date	Opp	W/L	P/S	Tot	Solo	Asst	Sk	- Yds	QBP	TFL	Int	- Yds	-TD	PD	FF	FR	- Yds	SpT	
Nov 28	@ NE	L	p	2	2	0	0.0	0.0	0	0	0	0	0	0	0	0	0	0	
Dec 12	Jax	W	S	4	3	1	0.0	0.0	0	0	1	17	0	2	0	0	0	0	
Dec 19	@ Pit	L	S	3	2	1	0.0	0.0	0	0	0	0	0	1	0	0	0	0	
Dec 23	SF	W	S	7	3	4	0.0	0.0	0	0	0	0	0	0	0	0	0	0	
Jan 2	Mia	W	p	1	1	0	0.0	0.0	0	0	0	0	0	0	0	0	0	0	
Jan 9	@ Hou	W	p	0	0	0	0.0	0.0	0	0	0	0	0	0	0	0	0	0	
Totals				4-2	6/3	17	11	6	0.0	0.0	0	0	1	17	0	3	0	0	0
Playoffs																			
Jan 22	Cin	L	p	1	1	0	0.0	0.0	0	0	0	0	0	0	0	0	0	0	0
Totals				0-1	1/0	1	1	0	0.0	0.0	0	0	0	0	0	0	0	0	0

BUSTER SKRINE'S NFL STATISTICS

REGULAR SEASON

Year	Team	GP	GS	TACKLES						INTERCEPTIONS					FUMBLES				
				Tot	Solo	Asst	Sk	Yds	QBP	TFL	No	Yds	Lg	TD	PD	FF	FR	Yds	SpT
2011	Cleveland	16	0	9	7	2	0.0	0.0	0	0	1	5	5	0	1	0	0	0	9
2012	Cleveland	16	6	73	65	8	0.0	0.0	1	3	0	0	0	0	10	0	1	0	12
2013	Cleveland	16	15	63	54	9	1.0	1.0	1	2	1	5	5	0	17	0	0	0	2
2014	Cleveland	16	16	66	55	11	0.0	0.0	0	0	4	34	30	0	18	0	0	0	1
2015	N.Y. Jets	16	8	54	44	10	0.0	0.0	2	2	1	9	9	0	7	0	0	0	2
2016	N.Y. Jets	14	14	47	39	8	1.0	14.0	1	1	1	51	51	0	6	0	0	0	0
2017	N.Y. Jets	15	15	63	56	7	1.0	12.0	2	2	1	0	0	0	9	2	2	8	0
2018	N.Y. Jets	14	11	57	51	6	0.5	4.5	2	4	0	0	0	0	8	1	1	0	1
2019	Chicago	16	4	47	39	8	0.0	0.0	2	1	0	0	0	0	5	2	0	0	1
2020	Chicago	12	3	66	52	14	0.0	0.0	2	1	0	0	0	0	3	1	0	0	0
2021	San Francisco	1	0	0	0	0	0.0	0.0	0	0	0	0	0	0	0	0	0	0	0
2021	Tennessee	6	3	17	11	6	0.0	0.0	0	0	1	17	17	0	3	0	0	0	0
NFL Totals		158	95	562	473	89	3.5	31.5	11	16	10	121	51	0	88	6	4	8	28

PLAYOFFS

Year	Team	GP	GS	TACKLES						INTERCEPTIONS					FUMBLES				
				Tot	Solo	Asst	Sk	Yds	QBP	TFL	No	Yds	Lg	TD	PD	FF	FR	Yds	SpT
2021	Tennessee	1	0	1	1	0	0.0	0.0	0	0	0	0	0	0	0	0	0	0	0
NFL Totals		1	0	1	1	0	0.0	0.0	0	0	0	0	0	0	0	0	0	0	0

Single-Game Highs

Tackles - 13 at Green Bay (11/29/20)
 Interceptions - 2 at Cincinnati (11/6/14)
 Interception Long - 51 vs. Baltimore (10/23/16)
 Pass Defensed - 4 vs. Pittsburgh (10/12/14)
 Sacks - 1 (Three times, last vs. Miami 9/24/17)
 Forced Fumbles - 2 at Los Angeles Rams (11/17/19)
 Fumble Recoveries - 1 (Four times, last at Jacksonville 9/30/18)

Playoff Single-Game Highs

Tackles - 1 vs. Cincinnati (1/22/22)



97 KEVIN STRONG

DEFENSIVE END • 6'4" • 295 LBS • COLLEGE: TEXAS-SAN ANTONIO
ACQUIRED: FREE AGENT - 2021 • NFL EXPERIENCE (NFL/TITANS): 3/1
HOMETOWN: CLEVELAND, TEXAS
GAMES PLAYED/GAMES STARTED: 20/1 (PLAYOFFS: 1/0)

PRO: The Titans signed free agent Kevin Strong to the practice squad on Nov. 23, 2021. The 6-foot-4-inch, 295-pounder has appeared in 15 regular season games over three years with the Detroit Lions (2019-21) and totaled 23 tackles, a sack, a pass defended and a tackle for loss. The Cleveland, Texas, native originally signed with the Lions as an undrafted rookie free agent in 2019.

CAREER HIGHLIGHTS:

• Strong recorded multi-tackle games in all of his six appearances during the 2020 season.

TITANS TIDBITS:

• In high school, Strong was a dual sport athlete who thrived in football, basketball and track and field. Strong earned first-team all-district honors as a basketball player and was a regional qualifier in track & field participating in the shot put.

CAREER TRANSACTIONS:

- The Cleveland, Texas, native originally signed with the Detroit Lions as an undrafted rookie free agent on March 10, 2019.
- Waived by the Lions on Sept. 5, 2020 and signed to the team's practice squad a day later.
- Signed to the Lions active roster from their practice squad on Sept. 19, 2020.
- Signed to the Lions practice squad on Sept. 21, 2020.
- Waived by the Lions on Nov. 11, 2020.
- Signed to the Lions practice squad on Dec. 1, 2020.
- Signed to the Lions active roster from their practice squad on Dec. 2, 2020.
- Waived by the Lions on Nov. 20, 2021.
- Signed by the Titans to their practice squad on Nov. 23, 2021.
- Activated from the practice squad to the active roster standard elevation on Nov. 27, 2021.
- Activated from the practice squad to the active roster standard elevation on Dec. 11, 2021.
- Activated from the practice squad to the active roster COVID-19 replacement on Dec. 18, 2021.
- Activated from the practice squad to the active roster COVID-19 replacement on Dec. 23, 2021.
- Signed by the Titans to their active roster from the practice squad on Jan. 8, 2022.

SEASON RECAPS:

2021 (1/0 - Detroit; 5/0, 1/0 - Tennessee): Saw action in five games with the Titans and collected three tackles after being signed as a free agent on Nov. 23. Spent one game on the Titans' practice squad. Played as a reserve in the postseason contest. Appeared in one game for the Lions and posted three tackles against San Francisco (9/12). Was inactive for one contest with Detroit before being on injured reserve on Sept. 25. Missed six games before being activated from injured reserve designated to return on Nov. 2. Was inactive for an additional game before being released by the Lions on Nov. 20.

- At New England (11/28), made his Titans debut as a reserve on the defensive front.
- Against Jacksonville (12/12), saw action as a reserve on the defensive front in the shutout victory.
- At Pittsburgh (12/19), played as a reserve at defensive end and notched two tackles. Combined with Rashaan Evans to stuff Najee Harris for no gain on a rush off left tackle in the third quarter.

- Against San Francisco (12/23), saw action as a reserve on the defensive line.
- At Houston (1/9), played as a reserve on the defensive front and compiled a tackle.
- Against Cincinnati (1/22), made his postseason debut as a reserve on the defensive front and on special teams.

2020 (6/1 - Detroit): Saw action in six games with one start and totaled 15 tackles and one sack.

- At Green Bay (9/20), set a career high with four tackles.
- At Tennessee (12/20), made his first career NFL start and posted two tackles.
- Against Minnesota (1/3), recorded three tackles and picked up his first NFL sack.

2019 (8/0 Detroit): Appeared in eight contests recording five tackles and one pass defended in his rookie campaign.

- Against the Los Angeles Chargers (9/8), collected his first career tackle.
- At Philadelphia (9/22), tallied a tackle and a pass defended.
- Against Minnesota (10/20), recorded his first multi-tackle game when he posted two tackles.

COLLEGE:

- Played in 47 career games with 40 starts at the University of Texas - San Antonio and totaled 106 tackles, 26.5 tackles for loss, 7.5 sacks, two forced fumbles and two blocked field goals. Owns the UTSA record with two career blocked kicks and ranks second all-time with 26.5 career tackles for loss.
- As a senior (2018), started all 12 games and tallied 24 tackles, 6.5 tackles for loss, a sack and a safety. Was named honorable mention All-Conference USA by the league's head coaches.
- As a junior (2017), started all 11 games and registered 27 tackles, seven tackles for loss, three sacks and four quarterback hurries. Garnered second-team All-Conference USA accolades.
- As a sophomore (2016), saw action in 12 games with 10 starts and posted 24 tackles, 6.5 tackles for loss, a sack, two forced fumbles and a fumble recovery. He also blocked a field goal at Louisiana Tech (11/12) and an extra point at New Mexico in the Gildan New Mexico Bowl (12/17).
- As a redshirt freshman (2015), played in all 12 games with seven starts and recorded 31 tackles, 6.5 tackles for loss, 2.5 sacks and a pair of pass breakups.
- Earned a degree in multidisciplinary studies from UTSA.

PERSONAL:

- Attended and played at Cleveland (Texas) High School where he was named a unanimous first-team All-District 22-3A honoree as a senior after racking up 51 tackles, 13 tackles for loss and seven sacks.
- Son of Tanisha and Kevin Strong.
- Has a son, Cannon Noah Strong.
- Follow Strong on Instagram @young_grinda54_
- Born Kevin Strong on Aug. 5, 1996 in Houston, Texas.

KEVIN STRONG'S TITANS GAME-BY-GAME

2021 Tennessee Titans

Date	Opp	W/L	P/S	Tot	Solo	Asst	Sk	- Yds	QBP	TFL	Int	- Yds	-TD	PD	FF	FR	- Yds	SpT	
Nov 28	@ NE	L	p	0	0	0	0.0	0.0	0	0	0	0	0	0	0	0	0	0	
Dec 12	Jax	W	p	0	0	0	0.0	0.0	0	0	0	0	0	0	0	0	0	0	
Dec 19	@ Pit	L	p	2	1	1	0.0	0.0	0	0	0	0	0	0	0	0	0	0	
Dec 23	SF	W	p	0	0	0	0.0	0.0	0	0	0	0	0	0	0	0	0	0	
Jan 2	Mia	W	PS																
Jan 9	@ Hou	W	p	1	0	1	0.0	0.0	0	0	0	0	0	0	0	0	0	0	
Totals	4-2	5/0		3	1	2	0.0	0.0	0	0	0	0	0	0	0	0	0	0	
Playoffs																			
Jan 22	Cin	L	p	0	0	0	0.0	0.0	0	0	0	0	0	0	0	0	0	0	
Totals	0-1	1/0		0	0	0	0.0	0.0	0	0	0	0	0	0	0	0	0	0	

KEVIN STRONG'S NFL STATISTICS

REGULAR SEASON

Year	Team	REGULAR SEASON		TACKLES							INTERCEPTIONS					FUMBLES			
		GP	GS	Tot	Solo	Asst	Sk	Yds	QBP	TFL	No	Yds	Lg	TD	PD	FF	FR	Yds	SpT
2019	Detroit	8	0	5	3	2	0.0	0.0	0	0	0	0	0	1	0	0	0	0	
2020	Detroit	6	1	15	10	5	1.0	9.0	2	1	0	0	0	0	0	0	0	0	
2021	Detroit	1	0	3	3	0	0.0	0.0	0	0	0	0	0	0	0	0	0	0	
2021	Tennessee	5	0	3	1	2	0.0	0.0	0	0	0	0	0	0	0	0	0	0	
NFL Totals		20	1	26	17	9	1.0	9.0	2	1	0	0	0	1	0	0	0	0	

PLAYOFFS

Year	Team	PLAYOFFS		TACKLES							INTERCEPTIONS					FUMBLES			
		GP	GS	Tot	Solo	Asst	Sk	Yds	QBP	TFL	No	Yds	Lg	TD	PD	FF	FR	Yds	SpT
2021	Tennessee	1	0	0	0	0	0.0	0.0	0	0	0	0	0	0	0	0	0	0	
NFL Totals		1	0	0	0	0	0.0	0.0	0	0	0	0	0	0	0	0	0	0	


Single-Game Highs

Tackles - 4 at Green Bay (9/20/20)

Sacks - 1 vs. Minnesota (1/3/21)

Pass Defensed - 1 at Philadelphia (9/22/19)

Tackles For Loss - 1 vs. Minnesota Vikings (1/3/21)



87 GEOFF SWAIM

TIGHT END • 6'4" • 260 LBS • COLLEGE: TEXAS
ACQUIRED: FREE AGENT - 2020 • NFL EXPERIENCE (NFL/TITANS): 7/2
HOMETOWN: CHICO, CALIF.
GAMES PLAYED/GAMES STARTED: 69/44 (PLAYOFFS: 2/2)

PRO: The Titans signed Geoff Swaim as a free agent during the 2020 training camp to add competition and experience to the tight end room. The 6-foot-4-inch, 260-pounder is known for his toughness and physicality at the line of scrimmage. He was originally drafted by the Dallas Cowboys in the seventh round (246th overall) of the 2015 NFL Draft. Swaim appeared in 37 games with 18 starts and caught 35 passes for 336 yards and one touchdown in his four seasons with the Cowboys. The Chico, Calif., native spent the 2019 season with the Jacksonville Jaguars and totaled 13 catches for 65 yards before being placed on injured reserve.

CAREER HIGHLIGHTS:

- In 2020, Swaim saw action in 10 games with eight starts for the Titans and hauled in nine receptions for 83 yards with a score. He also helped open holes for Derrick Henry to become the eighth player in NFL history to eclipse 2,000 rushing yards in a season.
- In 2018, Swaim set career marks in receptions (26), receiving yards (242) and receiving touchdowns (1).

TITANS TIDBITS:

- Swaim's brother, Mycal, played safety at Eastern Michigan. Mycal signed as a rookie free agent with the Tampa Bay Buccaneers following the 2014 NFL Draft.

CAREER TRANSACTIONS:

- The Chico, Calif., native was selected by the Dallas Cowboys in the seventh round (246th overall) of the 2015 NFL Draft.
- Signed by the Jacksonville Jaguars as a free agent on May 15, 2019.
- Released by the Jaguars on March 17, 2020.
- Signed by the Titans as a free agent on Aug. 19, 2020.

SEASON RECAPS:

2021 (16/16, 1/1 - Tennessee): Started 16 games at tight end and tied for fourth on the team with 31 receptions for 210 receiving yards. Tied for third on the squad with a career-high three receiving touchdowns. Was inactive for one game. Started the postseason contest. Led the team in receiving yards once in 2021 (vs. JAX). Tied for the team lead in receptions once in 2021 (vs. MIA).

- Against Arizona (9/12), started at tight end.
- At Seattle (9/19), started at tight end and hauled in two receptions for 10 yards.
- Against Indianapolis (9/26), started at tight end and caught three passes for 27 yards. Snared a 26-yard reception in the second quarter.
- At N.Y. Jets (10/3), started at tight end.
- At Jacksonville (10/10), started at tight end.
- Against Buffalo (10/18), started at tight end and snared one pass for eight yards.
- Against Kansas City (10/24), started at tight end and caught one pass for eight yards.
- At Indianapolis (10/31), started at tight end and snared four receptions for 23 yards with a touchdown. Cut the Colts' lead to 14-7 with a six-yard touchdown grab on third-and-three in the second stanza.
- At L.A. Rams (11/7), started at tight end and grabbed four receptions for 29 yards with a touchdown. Gave the Titans a 7-3 lead with a two-yard touchdown catch early in the second quarter.
- Against New Orleans (11/14), started at tight end and snared four passes for 26 yards. Extended the Titans' final scoring drive by converting a critical third-and-one with a two-yard catch early in the fourth quarter.
- Against Houston (11/21), was inactive.
- At New England (11/28), started at tight end and snared one reception for eight yards.

- Against Jacksonville (12/12), started at tight end and led the team with 45 receiving yards on three catches. Helped set up the Titans' final touchdown with a 24-yard reception on a screen in the third quarter.
- At Pittsburgh (12/19), started at tight end and caught one pass for five yards.
- Against San Francisco (12/23), started at tight end and caught three passes for 10 yards, including two catches for 10 yards on the game-winning drive in the fourth quarter.
- Against Miami (1/2), started at tight end and tied for the team lead with three receptions for nine yards with a touchdown. Gave the Titans a 7-0 lead with a one-yard touchdown catch late in the first quarter. Extended the Titans' second touchdown drive with a five-yard reception on third-and-one in the second quarter.
- At Houston (1/9), started at tight end and snared one pass for two yards.
- Against Cincinnati (1/22), started at tight end.

2020 (10/8, 1/1 - Tennessee): Played in 10 games with eight starts at tight end in his first season with the Titans and caught nine passes for 83 yards with a touchdown. Was inactive for six games. Started the postseason contest at tight end and snared one reception for five yards. Tied the team lead in special teams tackles once in 2020 (vs. HOU).

- Against Buffalo (10/13), started at tight end in his Titans debut and helped open holes for Titans' rushers to gain 139 yards on the ground.
- Against Houston (10/18), saw significant action as a reserve at tight end and caught two passes for 10 yards. Posted a special teams tackle on coverage units.
- At Baltimore (11/22), started at tight end and hauled in one reception for nine yards.
- At Indianapolis (11/29), started at tight end and caught three passes for 30 yards. Helped block for Titans' rushers to gain 229 yards on 45 carries. Extended the Titans' opening touchdown drive with an eight-yard catch to the Colts' 12-yard line on third-and-one in the first quarter.
- At Jacksonville (12/13), started at tight end and caught three passes for 34 yards with a touchdown. Helped open holes for Titans' rushers to gain 249 yards on the ground, including a 215-yard performance by Derrick Henry. Got open in the end zone for a five-yard touchdown catch and a 24-3 advantage early in the third quarter. Set up the Titans final touchdown with a 16-yard catch down to the Jaguars' one-yard line in the third stanza.
- At Houston (1/3), started at tight end and blocked for Derrick Henry to gain a franchise-record 250 rushing yards in the Titans' division-clinching victory and in the process become the eighth player in NFL history to eclipse 2,000 rushing yards in a season.
- Against Baltimore (1/10), started at tight end and caught one pass for five yards in his postseason debut.

2019 (6/2 - Jacksonville): Saw action in six games with two starts and caught 13 passes for 65 yards before being placed on injured reserve on Oct. 22, 2019.

- Against Kansas City (9/8), made four receptions for 17 yards.

2018 (9/9 - Dallas): Started nine games and tallied career-highs with 26 catches for 242 yards and one touchdown. Placed on injured reserve on Dec. 22, 2018.

- At Seattle (9/23), made a career-high five receptions for 47 yards.
- Against Detroit (9/30), caught three passes for 39 yards and his first career touchdown.
- At Houston (10/7), totaled a career-high 55 receiving yards on three catches, including a career-long 43-yard reception.

2017 (15/2 - Dallas): Played in 15 games and made two starts. Caught two passes for 25 yards.

2016 (9/6 - Dallas): Saw action in nine games with six starts and made six catches for 69 yards. Placed on injured reserve on Nov. 16, 2016.

- Against N.Y. Giants (9/11), caught one pass for 21 yards.
- At Washington (9/18), made two catches for 29 yards.

2015 (4/0 - Dallas): Appeared in four games and totaled one reception for no gain.

COLLEGE:

- In two seasons at Texas (2013-14), Swaim played in 26 games with 22 starts and totaled 13 catches for 84 yards and one touchdown. Transferred to Texas from Butte College (Calif.) where he played two seasons.
- As a senior (2014), started all 13 games for the Longhorns and totaled 10 receptions for 60 yards and one touchdown.
- As a junior (2013), played in all 13 games with nine starts at Texas and posted three catches for 14 yards. Earned honorable mention All-Big 12 recognition by the league's coaches.
- Transferred to Texas from Butte College (Calif.) where he helped Butte to back-to-back bowl wins and the 2012 Nor Cal Conference Championship.
- Majored in corporate communications at Texas.

PERSONAL:

- Attended Pleasant Valley (Calif.) High School where he earned an all-city selection and all-league honors at linebacker after totaling 124 tackles, six sacks and one interception as a senior.
- Also played basketball.
- Son of Casey and Kathy Swaim.
- Has three siblings.
- Born Geoff Swaim on Sept. 16, 1993 in Chico, Calif.

GEOFF SWAIM'S GAME-BY-GAME

2015 Dallas Cowboys				RECEIVING				
Date	Opp.	W/L	P/S	No	Yds	Avg	Lg	TD
Sept 13	NYG	W	IA					
Sept 20	@ Phi	W	p	1	0	0.0	0	0
Sept 27	Atl	L	IA					
Oct 4	@ NO	L	IA					
Oct 11	NE	L	S	0	0	-	0	0
Oct 25	@ NYG	L	IA					
Nov 1	Sea	L	IA					
Nov 8	Phi	L	IA					
Nov 15	@ TB	L	IA					
Nov 22	@ Mia	W	IA					
Nov 26	Car	L	IA					
Dec 7	@ Was	W	IA					
Dec 13	@ GB	L	IA					
Dec 19	NYJ	L	IA					
Dec 27	@ Buf	L	p	0	0	-	0	0
Jan 1	Was	L	p	0	0	-	0	0
Totals		4-12	4/1	1	0	-	0	0

2016 Dallas Cowboys				RECEIVING				
Date	Opp.	W/L	P/S	No	Yds	Avg	Lg	TD
Sept 11	NYG	L	S	1	21	21.0	21	0
Sept 18	@ Was	W	p	2	29	14.5	28	0
Sept 25	Chi	W	S	0	0	-	0	0
Oct 2	@ SF	W	p	0	0	-	0	0
Oct 9	Cin	W	S	0	0	-	0	0
Oct 16	@ GB	W	S	0	0	-	0	0
Oct 30	Phi	W	p	1	8	8.0	8	0
Nov 6	@ Cle	W	S	2	11	5.5	8	0
Nov 13	@ Pit	W	S	0	0	-	0	0
Placed on injured reserve on Nov. 16, 2016.								
Totals		8-1	9/6	6	69	11.5	28	0

2017 Dallas Cowboys				RECEIVING				
Date	Opp.	W/L	P/S	No	Yds	Avg	Lg	TD
Sept 10	NYG	W	p	0	0	-	0	0
Sept 17	@ Den	L	p	0	0	-	0	0
Sept 25	@ Ari	W	p	0	0	-	0	0
Oct 1	LAR	L	p	0	0	-	0	0
Oct 8	GB	L	p	0	0	-	0	0
Oct 22	@ SF	W	p	1	7	7.0	7	0
Oct 29	@ Was	W	p	1	18	18.0	18	0
Nov 5	KC	W	p	0	0	-	0	0
Nov 12	@ Atl	L	IA					
Nov 19	Phi	L	p	0	0	-	0	0
Nov 23	LAC	L	p	0	0	-	0	0
Nov 30	Was	W	p	0	0	-	0	0
Dec 10	@ NYG	W	p	0	0	-	0	0
Dec 17	@ Oak	W	S	0	0	-	0	0
Dec 24	Sea	L	p	0	0	-	0	0
Dec 31	@ Phi	W	S	0	0	-	0	0
Totals		9-7	15/2	2	25	12.5	18	0

2018 Dallas Cowboys				RECEIVING				
Date	Opp.	W/L	P/S	No	Yds	Avg	Lg	TD
Sept 9	@ Car	L		3	18	6.0	11	0
Sept 16	NYG	W		0	0	-	-	0
Sept 23	@ Sea	L		5	47	9.4	20	0
Sept 30	Det	W		3	39	13.0	31	1
Oct 7	@ Hou	L		3	55	18.3	43	0
Oct 14	Jax	W		2	21	10.5	1	0
Oct 21	@ Was	L		3	25	8.3	17	0
Nov 5	Ten	L	IA					
Nov 11	@ Phi	W		3	13	4.3	7	0
Nov 18	@ Atl	W		4	24	6.0	12	0
Placed on injured reserve on Dec. 22, 2016								
Totals		5-5	15/2	26	242	9.3	43	1

2019 Jacksonville Jaguars				RECEIVING				
Date	Opp.	W/L	P/S	No	Yds	Avg	Lg	TD
Sept 8	KC	L	p	4	17	4.3	5	0
Sept 15	@ Hou	L	p	3	14	4.7	9	0
Sept 19	Ten	W	p	1	8	8.0	8	0
Sept 29	@ Den	W	S	3	17	5.7	9	0
Oct 6	@ Car	L	p	1	4	4.0	4	0
Oct 13	NO	L	S	1	5	5.0	5	0
Oct 20	@ Cin	W	IA					
Placed on injured reserve on Oct. 22, 2019.								
Totals		3-4	6/2	13	65	5.0	9	0

2020 Tennessee Titans				RECEIVING				
Date	Opp.	W/L	P/S	No	Yds	Avg	Lg	TD
Sept 14	@ Den	W	IA					
Sept 20	Jax	W	IA					
Sept 27	@ Min	W	IA					
Oct 13	Buf	W	S	0	0	-	0	0
Oct 18	Hou	W	p	2	10	5.0	8	0
Oct 25	Pit	L	p	0	0	-	0	0
Nov 1	@ Cin	L	IA					
Nov 8	Chi	W	IA					
Nov 12	Ind	L	S	0	0	-	0	0
Nov 22	@ Bal	W	S	1	9	9.0	9	0
Nov 29	@ Ind	W	S	3	30	10.0	12	0
Dec 6	Cle	L	S	0	0	-	0	0
Dec 13	@ Jax	W	S	3	34	11.3	16	1
Dec 20	Det	W	IA					
Dec 27	@ GB	L	S	0	0	-	0	0
Jan 3	@ Hou	W	S	0	0	-	0	0
Totals		11-5	10/8	9	83	9.2	16	1
Playoffs								
Jan 10	Bal	L	S	1	5	5.0	5	0
Totals		0-1	1/1	1	5	5.0	5	0

2021 Tennessee Titans				RECEIVING				
Date	Opp.	W/L	P/S	No	Yds	Avg	Lg	TD
Sept 12	Ari	L	S	0	0	-	0	0
Sept 19	@ Sea	W	S	2	10	5.0	5	0
Sept 26	Ind	W	S	3	27	9.0	26	0
Oct 3	@ NYJ	L	S	0	0	-	0	0
Oct 10	@ Jax	W	S	0	0	-	0	0
Oct 18	Buf	W	S	1	8	8.0	8	0
Oct 24	KC	W	S	1	8	8.0	8	0
Oct 31	@ Ind	W	S	4	23	5.8	7	1
Nov 7	@ LAR	W	S	4	29	7.3	11	1
Nov 14	NO	W	S	4	26	6.5	16	0
Nov 21	Hou	L	IA					
Nov 28	@ NE	L	S	1	8	8.0	8	0
Dec 12	Jax	W	S	3	45	15.0	24	0
Dec 19	@ Pit	L	S	1	5	5.0	5	0
Dec 23	SF	W	S	3	10	3.3	6	0
Jan 2	Mia	W	S	3	9	3.0	5	1
Jan 9	@ Hou	W	S	1	2	2.0	2	0
Totals		12-5	16/16	31	210	6.8	26	3
Playoffs								
Jan 22	Cin	L	S	0	0	-	0	0
Totals		0-1	1/1	0	0	-	0	0

GEOFF SWAIM'S NFL STATISTICS

REGULAR SEASON

Year	Team	REGULAR SEASON		RECEIVING					RUSHING				
		GP	GS	No	Yds	Avg	Lg	TD	Att	Yds	Avg	Lg	TD
2015	Dallas	4	1	1	0	0.0	0	0	0	0	-	0	0
2016	Dallas	9	6	6	69	11.5	28	0	0	0	-	0	0
2017	Dallas	15	2	2	25	12.5	18	0	0	0	-	0	0
2018	Dallas	9	9	26	242	9.3	43	1	0	0	-	0	0
2019	Jacksonville	6	2	13	65	5.0	9	0	0	0	-	0	0
2020	Tennessee	10	8	9	83	9.2	16	1	0	0	-	0	0
2021	Tennessee	16	16	31	210	6.8	26	3	0	0	-	0	0
NFL Totals		69	44	88	694	7.9	43	5	0	0	-	0	0

PLAYOFFS

Year	Team	PLAYOFFS		RECEIVING					RUSHING				
		GP	GS	No	Yds	Avg	Lg	TD	Att	Yds	Avg	Lg	TD
2020	Tennessee	1	1	1	5	5.0	5	0	0	0	-	0	0
2021	Tennessee	1	1	0	0	-	0	0	0	0	-	0	0
NFL Totals		2	2	1	5	5.0	5	0	0	0	-	0	0

Single-Game Highs

Receptions - 5 at Seattle (9/23/18)
 Receiving Yards - 55 at Houston (10/7/18)
 Long Reception - 43 at Houston (10/7/18)
 Touchdowns - **1 (Five times, last vs. Miami 1/2/22)**

Playoff Single-Game Highs

Receptions - 1 vs. Baltimore (1/10/21)
 Receiving Yards - 5 vs. Baltimore (1/10/21)
 Long Reception - 5 vs. Baltimore (1/10/21)

Additional Statistics

Special Teams Tackles - 1 (2020)
 Misc Tackles - **2 (2021)**



17 RYAN TANNERHILL

QUARTERBACK • 6'4" • 217 LBS • COLLEGE: TEXAS A&M

ACQUIRED: TRADE (MIA) - 2019

NFL EXPERIENCE (NFL/TITANS): 10/3 • HOMETOWN: BIG SPRING, TEXAS

GAMES PLAYED/GAMES STARTED: 133/131 (PLAYOFFS: 5/5)



Pro Bowl: 2019



Captain: 2020, 2021

PRO: The Titans traded for Ryan Tannehill in the 2019 offseason, bringing an experienced, veteran leader to the team. He took control as the team's starting quarterback by midseason and subsequently led the Titans to the playoffs and an AFC championship game appearance. In the process, he set single-season franchise records and led the NFL with a 117.5 passer rating and a passing average of 9.6 yards per attempt. His play led to his first career Pro Bowl appearance. He was rewarded with a multi-year contract extension in March 2020. Tannehill excelled again in his second season with the club, registering a career-best 33 touchdown passes while leading the Titans to a second consecutive postseason appearance. Tannehill spent his first seven seasons as a member of the Miami Dolphins after being selected in the first round of the 2012 NFL Draft. He started 88 games over six seasons in South Florida and accumulated 20,434 passing yards and 123 touchdown passes. The Texas A&M product has also shown mobility as a signal caller, having rushed for 1,661 career yards and 17 touchdowns through 2020.

CAREER HIGHLIGHTS:

- In 2020, Tannehill finished fifth in the NFL with a 106.5 passer rating and tied for seventh in the NFL with a career-high 33 touchdown tosses. He passed for 3,819 yards and rushed for 266 yards with a career-high seven rushing touchdowns. In the process, he set a franchise record with 40 combined touchdowns in a season.
- In his first season in Tennessee, Tannehill led the Titans to a 9-4 combined record as a starter in the regular season and playoffs and won the NFL Comeback Player of the Year Award. He earned his first Pro Bowl invitation after leading the NFL in passer rating (117.5) and passing average (9.6 yards per attempt) and ranking third in completion percentage (70.3). He set club records in all three categories.
- He was named AFC Offensive Player of the Month for December 2019 after completing 90 of 132 passes for 1,322 yards with 12 touchdowns and two interceptions. His passer rating for the calendar month was 124.6, which led the AFC.
- Tannehill made his first career playoff appearance at the conclusion of the 2019 campaign and helped lead the Titans to a wild card win at New England and a divisional round victory at Baltimore.
- During his seven seasons (2012-18) in Miami, Tannehill passed for at least 3,000 yards four times and more than 4,000 yards twice. He totaled 16 career 300-yard passing games, which is the second-most in Dolphins history.
- Tannehill engineered 17 career fourth-quarter comebacks during the first eight seasons of his career.
- In 2015, Tannehill posted 4,208 passing yards with 24 touchdowns and set a then-NFL record with 25 consecutive completions. His 4,208 passing yards was the fifth-highest single-season total in Dolphins history and most by a Dolphins quarterback other than Dan Marino.
- In 2014, Tannehill passed for 4,045 yards with 27 touchdowns for a 92.8 passer rating. He registered a career-best 311 rushing yards with a touchdown. His 392 completions were the most in Dolphins history.

TITANS TIDBITS:

- Ryan founded the Tannehill's A.C.E.S. (Achieving Community Educations Success) program with wife, Lauren, which consisted of 17 sophomores from American Senior High School and is focused on awarding scholarships to the participating students who strive for good grades and took on an active role in their community by hosting monthly events to reward the students and help them give back to the community.
- Ryan's father, Tim, played wide receiver at Texas Tech from 1985-87.

CAREER TRANSACTIONS:

- The Big Spring, Texas, native was originally selected by the Miami Dolphins in the first round (eighth overall) of the 2012 NFL Draft.
- Traded by the Dolphins to the Titans along with a 2019 sixth-round pick for a 2019 seventh-round draft pick and a 2020 fourth-round draft choice on March 15, 2019.

SEASON RECAPS:

- **2021 (17/17, 1/1 - Tennessee):** Started all 17 games at quarterback and became the only quarterback other than Warren Moon (1989-1991) to record multiple seasons with at least 3,500 passing yards with the franchise. Finished the season with 3,734 yards, 21 touchdowns and 14 interceptions, completing 357 of his 531 passes (89.6 passer rating). His passing yardage total ranked fourth in franchise history. Posted 55 carries for 270 yards with a career-high-tying seven rushing touchdowns. Started the postseason contest and completed 15 of 24 passes for 220 yards with one touchdown and three interceptions. Rushed three times for 12 yards. Has engineered 26 career game-winning drives (including the playoffs), defined as when the team trailed or was tied in the fourth quarter or overtime, including four in 2021 (at SEA, vs. BUF, at IND, vs. SF). Has registered 24 career games with at least 300 passing yards, including two in 2021 (at SEA, vs. HOU). Has posted 47 career games with a 100.0 or better passer rating, including six in 2021 (vs. JAX, vs. KC, vs. NO, vs. SF, vs. MIA, at HOU). Has registered 14 career games with at least one passing touchdown and at least one rushing touchdown, including four in 2021 (vs. ARI, vs. KC, at LAR, vs. NO). Eclipsed 30,000 career passing yards, becoming the 51st player in NFL history to reach the mark at Pittsburgh (12/19/21). Named AFC Offensive Player of the Week after completing 23 of 32 passes for 287 yards with a career-high-tying four touchdowns for a season-best 138.9 passer rating at Houston (1/9/22).
- Against Arizona (9/12), completed 21 of 35 passes for 212 yards with one touchdown and one interception. Rushed twice for 17 yards with a touchdown. Kickstarted the Titans' opening touchdown drive with a 39-yard connection to Chester Rogers on a flea-flicker in the second quarter. Set up the Titans' first touchdown with a 10-yard pass to Nick Westbrook-Ikhine down to the Cardinals' one-yard line on third-and-10 in the second quarter. Cut the Cardinals lead to 17-6 with a one-yard touchdown run on third-and-goal. He became the first quarterback in franchise history to rush for at least one touchdown in four consecutive contests. Found A.J. Brown in the end zone for a 13-yard touchdown strike early in the third quarter. With a streak that dates back to the end of the 2020 campaign, he became the first player for the franchise and only the third NFL player since 1970 to register four consecutive games with at least one touchdown pass and at least one rushing touchdown.
- At Seattle (9/19), completed 27 of 40 passes for 347 yards for a 94.5 passer rating. Rushed four times for 27 yards. Recorded his 23rd career game-winning drive. It was his 10th game-winning drive since joining the Titans in 2019, which leads all NFL quarterbacks during the past three seasons. Kept the Titans' initial scoring drive alive with a pair of third-down conversions: a 14-yard pass to Tommy Hudson on third-and-three and a 17-yard connection with Julio Jones on third-and-five. Kickstarted the Titans' second scoring drive with a 51-yard bomb to Jones to the Seattle 25-yard line in the second stanza.
- Against Indianapolis (9/26), connected on 18 of 27 passes for 197 yards with three touchdowns and two interceptions for a 94.2 passer rating. Tied a career-high with 56 rushing yards on five carries. Kept the Titans' opening touchdown drive alive with a 17-yard scamper on third-and-three in the first quarter. Extended the opening touchdown drive with a 15-yard connection to Julio Jones on fourth-and-four in the first stanza. Gave the

Titans an early 7-0 lead with a six-yard touchdown strike to Chester Rogers on third-and-goal. Found Nick Westbrook-Ikhine for an 18-yard touchdown pass and a 14-7 lead in the second quarter. Increased the Titans' advantage to 22-13 with a 10-yard touchdown toss to Jeremy McNichols on third-and-goal early in the fourth quarter. Kept the Titans' final scoring drive alive with a seven-yard pass to MyCole Pruitt on third-and-four in the final quarter.

- At N.Y. Jets (10/3), completed 30 of 49 passes for 298 yards with a touchdown. Rushed three times for nine yards. Kept the Titans' first scoring drive alive with a pair of third-down conversions: a 27-yard swing pass to Jeremy McNichols on third-and-21 and a two-yard sneak on third-and-one in the first stanza. Extended the Titans' second scoring drive with an 11-yard connection to Josh Reynolds on third-and-four late in the first quarter. Evened the score at 24-24 with a two-yard touchdown strike to Cameron Batson with 16 seconds remaining in the fourth quarter.

- At Jacksonville (10/10), connected on 14 of 22 passes for 197 yards with a touchdown pass for a 107.6 passer rating. Rushed three times for 21 yards. Extended the Titans' initial touchdown drive with a pair of third-down conversions: a 25-yard pass to Jeremy McNichols on third-and-six and a 10-yard connection to Marcus Johnson on third-and-10 in the first quarter. Increased the Titans' advantage to 21-13 with a 14-yard touchdown toss to MyCole Pruitt in the second quarter. Kept the Titans' third-quarter touchdown drive alive with a pair of third-down conversions: a 20-yard pass to Johnson on third-and-four and a six-yard pass to A.J. Brown on third-and-four.

- Against Buffalo (10/18), completed 18 of 29 passes for 216 yards with an interception. Rushed for a touchdown. In the second half, connected on 14 of 17 passes for 145 yards with no interceptions (102.2 passer rating). Extended the Titans' second scoring drive with a 48-yard pass to Julio Jones on third-and-eight in the second quarter. Gave the Titans a 17-13 lead with a four-yard touchdown scamper in the second quarter. Kept the Titans' third-quarter touchdown drive alive with a 14-yard pass to A.J. Brown on fourth-and-two. Converted a key third-and-five with a 13-yard strike to Brown during a Titans' scoring drive early in the fourth quarter. Completed all five of his pass attempts for 58 total yards during the go-ahead drive in the fourth quarter. Found Nick Westbrook-Ikhine for an eight-yard grab on third-and-six during the Titans' game-winning touchdown drive.

- Against Kansas City (10/24), completed 21 of 27 passes for 270 yards with a touchdown and an interception for a 105.2 passer rating. Rushed twice for six yards with a score. Registered his second game of 2021 and his 12th career game in which he had at least one passing touchdown and at least one rushing touchdown. Extended the Titans' second touchdown drive with a 10-yard pass to Jeremy McNichols on third-and-nine in the opening quarter. Set up the Titans' second touchdown with a 46-yard bomb to A.J. Brown down the left sideline. Increased the Titans' lead to 14-0 with 24-yard touchdown strike to Brown on third-and-seven late in the first stanza. Kept a Titans' scoring drive alive with a four-yard run on third-and-four early in the second quarter. Gave the Titans a 24-0 advantage with a two-yard touchdown run in the second quarter.

- At Indianapolis (10/31), completed 23 of 33 passes for 265 yards with three touchdowns and two interceptions for a 98.7 passer rating. Registered his second game of 2021 with three (or more) touchdown passes and the 24th such performance of his career. Rushed twice for 26 yards. Extended the Titans' opening touchdown drive with a pair of third-down conversions: an eight-yard pass to Anthony Firkser on third-and-three and a 13-yard scamper on third-and-one. Cut the Colts' lead to 14-7 with a six-yard touchdown toss to Geoff Swaim on third-and-three in the second stanza. Evened the score at 14-14 with a 57-yard touchdown pass to A.J. Brown in the second quarter. Kept the Titans' third-quarter touchdown drive alive with a 13-yard connection to A.J. Brown on third-and-three, a 13-yard rush on fourth-and-one and a 10-yard pass to Brown on third-and-eight. Gave the Titans a 21-17 lead with a five-yard touchdown connection with Nick Westbrook-Ikhine on third-and-four in the third stanza.

- At L.A. Rams (11/7), completed 19 of 27 passes for 143 yards with a touchdown and an interception. Rushed twice for three yards with a score. Gave the Titans a 7-3 lead with a two-yard touchdown toss to Geoff Swaim early in the second quarter. Extended the Titans' second touchdown drive with a pair of conversions: a 14-yard connection to Nick Westbrook-Ikhine on third-and-four and a two-yard quarterback sneak on fourth-and-one in the second quarter. Increased the Titans lead to 21-3 with a one-yard touchdown run on a fourth-and-goal bootleg late in the second stanza.

- Against New Orleans (11/14), connected on 19 of 27 passes for 213 yards with a touchdown for a 105.9 passer rating. Posted a rushing touchdown. Set up the Titans' first field goal of the day with a 50-yard

pass to Marcus Johnson over the middle in the first quarter. Posted a one-yard touchdown run on a quarterback sneak to give the Titans a 13-6 lead late in the first half. Kept the Titans' second touchdown drive alive with a 10-yard connection to Johnson on third-and-two in the third quarter. Found MyCole Pruitt for a two-yard touchdown toss and a 20-6 lead early in the third stanza. Extended the Titans' final scoring drive by converting a critical third-and-one with a two-yard pass to Geoff Swaim early in the fourth quarter.

- Against Houston (11/21), tied a career-high with 35 completions on 52 attempts for 323 yards with a touchdown and four interceptions. Surpassed the 4,000-yard mark in pass attempts for his career. Converted three first downs during the Titans' touchdown drive in the third quarter: an 11-yard connection to A.J. Brown on third-and-four, a 16-yard pass to Nick Westbrook-Ikhine on third-and-nine and a five-yard pass to Dontrell Hilliard on fourth-and-three. Found Dez Fitzpatrick for an 18-yard touchdown pass late in the third stanza. Extended the Titans' final scoring drive with a five-yard pass to Fitzpatrick on third-and-four in the fourth quarter.

- At New England (11/28), completed 11 of 21 passes for 93 yards with a touchdown and an interception. Rushed five times for 24 yards. In the first half, he was 10-of-13 passing for 79 yards and one touchdown for a 117.1 passer rating. Extended the Titans first touchdown drive with a two-yard sneak on fourth-and-one in the first quarter. Cut the Patriots lead to 7-6 with a one-yard touchdown pass to Nick Westbrook-Ikhine on third-and-one early in the second quarter.

- Against Jacksonville (12/12), completed 20 of 31 passes for 191 yards. Rushed four times for 29 yards with a score. Extended the Titans' first touchdown drive with a 17-yard scamper on third-and-seven in the opening quarter. Kept the Titans' second scoring drive alive with a pair of third-down connections to Anthony Firkser: a five-yard hookup on third-and-three and an eight-yard pass on third-and-three in the second stanza. Converted a pair of third downs during the Titans' final touchdown drive: a 10-yard pass to Firkser on third-and-nine and a two-yard sneak on third-and-one in the third quarter. Gave the Titans a commanding 17-0 lead with a five-yard touchdown run on third-and-goal in the third stanza.

- At Pittsburgh (12/19), completed 23 of 32 passes for 153 yards with an interception. Rushed five times for 18 yards with a score. Extended the Titans' opening touchdown drive with an 11-yard pass to Jeremy McNichols on third-and-eight in the first quarter. Gave the Titans a 7-0 lead with a one-yard touchdown plunge in the first stanza. With his seventh rushing touchdown of the season, tied the career high he set in 2020. Kept the Titans' second scoring drive alive with a two-yard sneak on third-and-one in the first quarter. Converted a pair of third downs during the Titans' final scoring drive: a five-yard pass to Cody Hollister on third-and-four and an 11-yard strike to Anthony Firkser on third-and-seven in the second stanza.

- Against San Francisco (12/23), completed 22 of 29 passes for 209 yards with a touchdown for a 106.8 passer rating. Rushed three times for 22 yards. Credited with the 26th game-winning drive of his career, including a league-high 13 game-winning drives since joining the Titans in 2019. On third down, was 11 of 13 passing (84.6 percent) for 149 yards with a passer rating of 114.4. Converted a career-high nine third downs on passing attempts. Extended the Titans' first scoring drive with three third-down conversions: a 24-yard strike to Nick Westbrook-Ikhine on third-and-15, an 18-yard connection to A.J. Brown on third-and-seven and a 13-yard pass to Brown on third-and-10 in the third quarter. Kickstarted the Titans' second touchdown drive with a 42-yard bomb to Brown on third-and-23 on the final play of the third stanza. Kept the Titans' second touchdown drive alive with a 12-yard pass to Brown on third-and-10. Gave the Titans a 17-10 lead with an 18-yard touchdown strike to Brown early in the fourth quarter. Set up the game-winning field goal with a 23-yard scamper to the 49ers' 31-yard line late in the final quarter.

- Against Miami (1/2), completed 13 of 18 passes for 120 yards with two touchdowns for a 127.1 passer rating against his former team. Rushed four times for seven yards. He now has more regular season wins—29—than any other starting signal caller in franchise history over the player's first three years with the club. Gave the Titans a 7-0 lead with a one-yard touchdown toss to Geoff Swaim late in the first quarter. Extended the Titans' second touchdown drive with a pair of third-down conversions: a five-yard pass to Swaim on third-and-one and a five-yard scamper on third-and-two in the second quarter. Found Anthony Firkser for a 15-yard touchdown and a 24-3 lead midway through the fourth quarter.

- At Houston (1/9), named AFC Offensive Player of the Week after completing 23 of 32 passes for 287 yards with a career-high-tying four touchdowns for a season-best 138.9 passer rating. Extended the Titans' initial touchdown drive with a 17-yard connection to Anthony Firkser on third-and-seven in the second quarter. Gave the Titans a 7-0 lead with a

five-yard touchdown toss to Firkser on third-and-five in the second stanza. Increased the Titans lead to 14-0 with a 14-yard touchdown pass to A.J. Brown late in the second stanza. Found Nick Westbrook-Ikhine for a four-yard touchdown toss with 11 seconds remaining in the first half. Somehow eluded a sack and scrambled out of the pocket to find Westbrook-Ikhine for a 36-yard completion on third-and-five in the fourth quarter. Kept the Titans' final touchdown drive alive with a 24-yard hookup with Firkser on third-and-six in the final quarter. Connected with Julio Jones for a three-yard touchdown and a 28-18 lead midway through the fourth stanza.

- Against Cincinnati (1/22), completed 15 of 24 passes for 220 yards with a touchdown and three interceptions. Rushed three times for 12 yards. Kickstarted the Titans' first touchdown drive with a 41-yard pass to A.J. Brown in the second quarter. Extended the Titans' first touchdown drive with a three-yard toss to Dontrell Hilliard on third-and-three in the second stanza. Set up a Titans' field goal with a 40-yard bomb to Brown down to the Bengals' 22-yard line in the third quarter. Evened the score at 16-16 with a 33-yard touchdown pass to Brown down the right sideline late in the third quarter. With his seventh career postseason touchdown pass with the Titans, he passed Steve McNair (six) for sole possession of second place on the franchise's postseason list.

2020 (16/16, 1/1 - Tennessee): Started all 16 games at quarterback and finished fifth in the NFL with a 106.5 passer rating and tied for seventh in the NFL with a career-high 33 touchdown passes. Completed 315 of 481 passes for 3,819 yards. Rushed 43 times for 266 yards and set a career-high with seven rushing touchdowns. Set a franchise record with 40 combined touchdowns (33 passing and seven rushing) in a season. With 3,819 passing yards in 2020, he moved into third place on the franchise single-season passing list. Started the postseason contest and completed 18 of 26 passes for 165 yards with a touchdown. Has registered 22 career games with three or more touchdown passes, including five in 2020 (vs. JAX, vs. BUF, vs. HOU, vs. CLE, vs. DET). Became the third player in franchise history to pass for 30 touchdowns in a season. Set a franchise record with his fifth consecutive game with a passer rating of at least 100.0 (11/22-12/20), breaking the record he established in 2019.

- Against Jacksonville (9/20), made his 100th career regular season start at quarterback and completed 18 of 24 passes for 239 yards with a career-high tying four touchdown passes for a 145.7 passer rating. Marked his second-highest career passer rating in a game with a minimum of 20 attempts. Rushed four times for 12 yards. Opened the game with a 63-yard play-action toss to Jonnu Smith down the left sideline on the first play from scrimmage. Gave the Titans an early 7-0 lead with a 13-yard touchdown pass to Smith early in the first stanza. Increased the lead to 14-0 with a nine-yard touchdown pass to Corey Davis in the first stanza. Found Smith for a four-yard touchdown connection on third-and-four late in the second quarter. Reached 150 career touchdown passes on his third touchdown pass of the day. Stood in the pocket and took a hit to deliver an 18-yard touchdown pass to Adam Humphries on third-and-nine late in the third quarter.

- Against Buffalo (10/13), started at quarterback and completed 21 of 28 passes for 195 yards with three touchdowns for a 129.3 passer rating. Rushed four times for 42 yards with a score on the ground. Recorded the second game of his career with at least three passing touchdowns and at least one rushing touchdown. Got the Titans on the board early in the first quarter with a 16-yard touchdown strike to A.J. Brown. Gave the Titans a 21-10 halftime lead with a 10-yard touchdown run with 16 seconds left in the second quarter. Extended the Titans' lead to 28-10 with a four-yard touchdown pass to Jonnu Smith late in the third quarter. Capped the scoring with a seven-yard touchdown toss to Smith to make the score 42-16 late in the final quarter.

- Against Houston (10/18), started at quarterback and completed 30 of 41 passes for 366 yards with four touchdowns and one interception for a passer rating of 122.6. His yardage total was the fifth-highest number of his career and his second-highest figure in a Titans uniform. Registered his 20th career game-winning drive and his seventh in a Titans uniform. It was his fourth game-winning drive of 2020. Completed his final 10 passes of the game in the fourth quarter and overtime. Gave the Titans a 7-0 lead with a seven-yard touchdown pass to Anthony Firkser in the opening stanza. Increased the Titans lead to 14-0 with a six-yard touchdown toss to A.J. Brown late in the opening quarter. Found Humphries down the left sideline for a 22-yard touchdown and a 21-7 lead. Increased the Titans' lead to 29-23 with a two-point conversion pass to Nick Westbrook-Ikhine in the back of the endzone in the fourth quarter. Sent the game to overtime with a seven-yard touchdown pass to Brown with four seconds left to play in regulation. Kickstarted the Titans' game-winning drive with a 53-yard

catch-and-run pass to Derrick Henry down the right sideline in overtime.

- Against Pittsburgh (10/25), started at quarterback and completed 18 of 30 passes for 220 yards with two touchdowns for a 104.9 passer rating. Rushed twice for five yards. Got the Titans on the scoreboard with a four-yard touchdown pass to Corey Davis on third-and-goal in the second quarter. Found A.J. Brown for a 73-yard catch-and-run touchdown in the third quarter.

- Against Chicago (11/8), started at quarterback and completed 10 of 21 passes for 158 yards with two touchdowns for a 104.9 passer rating. Rushed three times for three yards. Reached the 25,000-yard career passing mark during the first quarter. Found A.J. Brown down the left sideline for a 40-yard touchdown strike and a 10-0 advantage in the second stanza. Increased the Titans lead to 24-3 with a two-yard touchdown toss to Jonnu Smith in the fourth quarter.

- At Baltimore (11/22), connected on 22 of 31 passes for 259 yards with two touchdowns and an interception for a 104.1 passer rating. Rushed four times for 35 yards. Gave the Titans an early 7-0 lead with a one-yard touchdown toss to Jonnu Smith in the first quarter. Found A.J. Brown for a 14-yard touchdown on third-and-10 with 2:26 remaining in the fourth quarter. Made the Titans' lead 24-21 with a two-point conversion run.

- At Indianapolis (11/29), completed 13 of 22 passes for 221 yards with a touchdown for a 108.3 passer rating. Rushed twice for three yards with a rushing score. Extended the Titans' opening touchdown drive with an eight-yard pass to Geoff Swaim on third-and-one in the first quarter. Gave the Titans a 14-7 advantage by finding A.J. Brown over the middle for a 69-yard catch-and-run touchdown late in the opening stanza. Set up the Titans' fifth and final touchdown of the first half with a 37-yard strike to Corey Davis down to the Colts' one-yard line late in the second quarter. Extended the Titans' lead to 35-14 with a one-yard touchdown run on a zone read with 20 seconds remaining in the first half.

- Against Cleveland (12/6), completed 29 of 45 passes for 389 yards with three touchdowns and an interception for a 104.8 passer rating. Got the Titans on the scoreboard with a 17-yard touchdown toss to Corey Davis in the second stanza. Found MyCole Pruitt for a 22-yard touchdown pass early in the third quarter. Connected with Cameron Batson for an eight-yard touchdown pass with less than a minute remaining in the contest.

- At Jacksonville (12/13), completed 19 of 24 passes for 212 yards with two touchdowns for a 131.2 passer rating. On his first pass of the game, a 13-yard completion to tight end Geoff Swaim, he passed the 3,000-yard passing mark for the fifth time in his career and for the first time since 2015. Gave the Titans an early 7-0 lead with a 37-yard touchdown connection to A.J. Brown on a flea-flicker in the first quarter. Found Geoff Swaim for a five-yard touchdown toss and a 24-3 advantage early in the third quarter.

- Against Detroit (12/20), completed 21 of 27 passes for 273 yards with three touchdowns for a 145.8 passer rating. Rushed three times for 21 yards with two touchdowns on the ground. Registered the first game of his career with five combined passing and rushing touchdowns. His 145.8 passer rating was the second best of his career in a qualifying game (min. 20 attempts) and his best in a Titans uniform. Joined Michael Vick (Nov. 15, 2010) and Jack Kemp (Dec. 4, 1960) as the only players in NFL history with at least three passing touchdowns, at least two rushing touchdowns and a 145.8 or higher passer rating in a single game. Extended the Titans' opening touchdown drive with a six-yard pass to A.J. Brown on third-and-two in the first quarter. Answered the Lions' opening touchdown in the first stanza with a 75-yard touchdown pass to Corey Davis on the first play from scrimmage following the Detroit score. Gave the Titans a 21-7 advantage with a 17-yard touchdown scamper in which he dove for the left pylon in the second quarter. Increased the Titans' lead to 32-18 with a three-yard touchdown run early in the fourth quarter. Found Brown for a two-yard touchdown pass and a 39-18 lead in the fourth quarter. Gave the Titans a 46-25 lead with a three-yard pass to Darrynton Evans late in the final stanza.

- At Houston (1/3), connected on 18 of 27 passes for 216 yards with a touchdown for a 103.3 passer rating in the Titans' division-clinching victory. Rushed seven times for 38 yards with two touchdowns on the ground. Increased the Titans lead to 17-6 with a four-yard touchdown toss to A.J. Brown in the second quarter. Gave the Titans a 31-15 lead with a five-yard touchdown scramble in the third quarter. Helped the Titans regain the lead at 38-35 with a five-yard touchdown run on a zone read in the fourth quarter. Set up the Titans' game-winning field goal with a 52-yard deep bomb to A.J. Brown down to the Texans' 23-yard line with 10 seconds remaining in the game.

- Against Baltimore (1/10), completed 18 of 26 passes for 165 yards with a touchdown and an interception. Rushed twice for six yards. Gave the Titans an early 7-0 lead with a 10-yard touchdown pass to A.J. Brown in

the opening quarter.

2019 (12/10, 3/3 - Tennessee): Named to his first career Pro Bowl. Named the NFL's Comeback Player of the Year. Played in 12 games with 10 starts at quarterback and led the NFL with a 117.5 passer rating and ranked third in the NFL with a 70.3 completion percentage. Established the fourth-highest single-season passer rating in NFL history. Completed 201 of 286 passes for 2,742 yards with 22 touchdowns and six interceptions. Became the third qualifying passer in NFL history to have a season with at least a 70.0 completion percentage and an average of at least 9.0 yards per attempt, joining Sammy Baugh and Joe Montana. Established new franchise single-season records for completion percentage (70.7) and yards per attempt (9.6). Rushed 43 times for 185 yards with four rushing touchdowns. Did not play in four games. Started all three postseason contests and connected on 36 of 60 passes for 369 yards with five touchdowns and an interception for a 98.5 passer rating. Rushed 13 times for 35 yards with a rushing score. Named the AFC Offensive Player of the Month for December, after completing 90 of 132 passes for 1,322 yards with 12 touchdowns and two interceptions. His passer rating for the calendar month was 124.6, which led the AFC.

- At Denver (10/13), entered the game in the third quarter and completed 13 of 16 passes for 144 yards with an interception. Rushed once for six yards.
- Against L.A. Chargers (10/20), started at quarterback and completed 23 of 29 passes for 312 yards with two touchdowns and an interception for a 120.1 passer rating. Rushed five times for seven yards. Set a new career-high by completing 79.3 percent of his passes. Evened the score at 10-10 with an eight-yard touchdown strike to Corey Davis late in the second quarter. Extended the Titans' second touchdown drive with a pair of conversions: a two-yard sneak on third-and-two and a 14-yard pass to Adam Humphries on third-and-11. Gave the Titans a 16-10 lead with a five-yard touchdown pass to Tajaé Sharpe in the back of the end zone on third-and-goal early in the fourth quarter. Kept the Titans' final touchdown drive alive with a 38-yard completion to Corey Davis on third-and-one in the final stanza.

- Against Tampa Bay (10/27), connected on 21 of 33 passes for 193 yards with three touchdowns for a 109.8 passer rating. Gave the Titans a 7-3 lead with a five-yard touchdown strike to Jonnu Smith in the first quarter. Increased the Titans lead to 14-3 with a six-yard touchdown pass to Tajaé Sharpe on third-and-goal late in the first stanza. Gave the Titans a 27-23 lead with an eight-yard touchdown strike to A.J. Brown on third-and-eight midway through the fourth quarter.

- At Carolina (11/3), completed 27 of 39 passes for 331 yards with a touchdown and two interceptions. Rushed four times for 38 yards with a score. Extended the Titans' second touchdown drive with a pair of third-down conversions: a 25-yard pass to Adam Humphries on third-and-two and a 35-yard bomb to A.J. Brown on third-and-seven. Found Derrick Henry for a 23-yard touchdown reception on a screen in the fourth quarter. Cut the Panthers' lead to 30-20 with a 10-yard touchdown run with less than three minutes remaining in the game.

- Against Kansas City (11/10), completed 13 of 19 passes for 181 yards with two touchdowns for a 133.9 passer rating. Rushed three times for 37 yards. Added a two-point conversion rushing score. Kickstarted the Titans' initial scoring drive with a deep 52-yard pass to Kalif Raymond to the Kansas City 21-yard line in the second quarter. Found Anthony Firkser for a nine-yard touchdown pass in the second quarter. Extended a Titans' touchdown drive with a 12-yard run on third-and-10 early in the fourth quarter. Gave the Titans the lead by finding Adam Humphries for a 23-yard touchdown strike with 23 seconds remaining in the fourth quarter. Increased the lead to 35-32 with an extra effort, two-point conversion run.

- Against Jacksonville (11/24), completed 14 of 18 passes for 259 yards with two touchdowns for a 155.8 passer rating. Rushed seven times for 40 yards with a career-best two rushing scores. Extended the Titans' opening touchdown drive with a six-yard pass to Adam Humphries on third-and-four in the second quarter. Gave the Titans a 7-0 lead with a 21-yard touchdown run on a bootleg in the second stanza. Kickstarted the Titans' touchdown drive to open the second half with a 35-yard pass to A.J. Brown. Extended the Titans' lead to 14-3 with a one-yard touchdown toss to Dennis Kelly early in the third quarter. Increased the Titans lead to 35-3 with a 65-yard touchdown strike to Brown in the third stanza. Collected his career-best second rushing touchdown with a three-yard score on third-and-one in the fourth quarter.

- At Indianapolis (12/1), completed 17 of 22 passes for 182 yards with two touchdowns for a 131.2 passer rating. Rushed four times for five yards. Evened the score at 7-7 with a 13-yard touchdown pass to Adam

Humphries on third-and-eight in the opening stanza. Sealed the victory with a 40-yard touchdown strike to Kalif Raymond on third-and-six late in the fourth quarter.

- At Oakland (12/8), named AFC Offensive Player of the Week after completing 21 of 27 passes for 391 yards with three touchdowns and an interception for a 140.4 passer rating. Rushed four times for 19 yards. His passer rating of 140.4 was the second-best single-game mark of his career in a contest in which he attempted at least 20 passes. Gave the Titans a 14-7 advantage with a career-long 91-yard touchdown bomb to A.J. Brown early in the second quarter. Gave the Titans a 21-14 lead with a 16-yard touchdown pass to Brown on third-and-13 in the second quarter. Found Jonnu Smith in the back of the end zone for a 17-yard touchdown and a 35-21 lead early in the fourth quarter.

- Against Houston (12/15), completed 22 of 36 passes for 279 yards with two touchdowns and an interception. Rushed three times for 10 yards with a score. Connected with A.J. Brown for a 60-yard reception down the right sideline in the opening quarter. Cut the Texans' lead to 14-7 with a one-yard touchdown run on fourth-and-goal in the third quarter. Evened the score at 14-14 with a five-yard touchdown strike to Brown early in the fourth quarter. Found Dion Lewis for an 11-yard touchdown toss late in the final stanza.

- Against New Orleans (12/22), completed 17 of 27 passes for 272 yards with three touchdowns for a 133.6 passer rating. Gave the Titans a 7-0 lead with a 41-yard touchdown strike to Jonnu Smith in the first quarter. Cut the Saints lead to 24-21 with a 36-yard touchdown pass to Tajaé Sharpe on third-and-one in the third quarter. Found Sharpe in the back of the end zone for a seven-yard touchdown on third-and-two midway through the fourth quarter.

- At Houston (12/29), started at quarterback in his 100th career game and completed 13 of 20 passes for 198 yards with two touchdowns for a 130.8 passer rating. Registered his seventh consecutive game with at least two touchdown passes, the best streak of his career. Rushed five times for 20 yards. Evened the score at 7-7 with a 51-yard touchdown toss to A.J. Brown on third-and-five in the opening quarter. Extended the Titans' second touchdown drive with three third-down conversions: a 12-yard connection to Corey Davis on third-and-nine, a 13-yard completion to Tajaé Sharpe on third-and-eight and a five-yard strike to Davis on third-and-two. Gave the Titans a 14-7 lead with a one-yard touchdown pass to MyCole Pruitt early in the second quarter. Set up the Titans' fourth touchdown with a 47-yard bomb to Brown down to the Houston one-yard line early in the fourth quarter.

- At New England (1/4), started at quarterback in his postseason debut and completed eight of 15 passes for 72 yards with a touchdown and an interception. Rushed four times for 11 yards. Gave the Titans a 7-3 lead with a 12-yard touchdown strike to Anthony Firkser on third-and-10 in the first quarter. Converted a key third-and-eight with an 11-yard toss to Firkser along the sideline allowing the offense to run more clock late in the fourth quarter.

- At Baltimore (1/11), connected on seven of 14 passes for 88 yards with two touchdowns for a 109.5 passer rating. Rushed six times for 13 yards with a score. Gave the Titans a 7-0 lead with a 12-yard touchdown connection to Jonnu Smith in the corner of the end zone on third-and-12 in the first quarter. Increased the Titans lead to 14-0 with a 45-yard touchdown bomb to Kalif Raymond early in the second quarter. Found the end zone for a one-yard touchdown run on an option play in the third stanza.

- At Kansas City (1/19), started at quarterback and completed 21 of 31 passes for 209 yards with two touchdowns for a 108.1 passer rating. Rushed three times for 11 yards. Kickstarted the Titans' first scoring drive with a 37-yard connection to A.J. Brown on the second play from scrimmage. Kept the Titans' first touchdown drive alive with a three-yard pass to Adam Humphries on fourth-and-two in the first stanza. Increased the Titans lead to 17-7 with a one-yard touchdown toss to Dennis Kelly in the second stanza. Cut the Chiefs' lead to 35-24 with a 22-yard scoring connection to Anthony Firkser in the final quarter.

2018 (10/10 - Miami): Started 10 games and completed 158 of 243 passes for 1,832 yards with 17 touchdowns. Tallied 30 carries for 136 yards. Was inactive for five games. Served as a season-long team captain.

- Against Tennessee (9/9), connected on 20 of 28 passes for 230 yards with two touchdowns. Completed a 75-yard pass to Kenny Stills in the fourth quarter to give Miami a 24-10 lead. It was the second-longest completion of his career.

- Against Oakland (9/23), completed 17 of 23 passes for 289 yards with three touchdowns for a 155.3 passer rating.

- Against New England (12/2), completed 14 of 19 passes for 265 yards with three touchdowns for a 155.2 passer rating. Eclipsed 20,000 career passing yards, becoming the third quarterback in Dolphins history to accomplish the feat. Led his 14th career fourth quarter comeback, connecting on a 69-yard pass that was double-lateraled to Kenyan Drake for a game-winning touchdown on the final play of the game known as "The Miami Miracle."

2017 (0/0 - Miami): Missed the entire season after being placed on injured reserve on Aug. 12.

2016 (13/13 - Miami): Started 13 games and completed 261 of 389 passes for 2,995 yards with 19 touchdowns. Produced 39 carries for 164 yards with a touchdown. Was inactive for three games. His 67.1 completion percentage was the second-highest single-season completion percentage in franchise history.

- Against Buffalo (10/23), made good on 15 of 25 passes for 204 yards with a touchdown. Completed a 66-yard touchdown pass to Kenny Stills with 2:24 left to give Miami a two-score lead.
- At Los Angeles Rams (11/20), completed 24 of 34 passes for 172 yards with two touchdowns. Registered two carries for 19 yards. Hit DeVante Parker for a nine-yard touchdown pass to give Miami the lead with 36 seconds left. Marked the 13th come-from-behind win of his career. In Miami's final two drives, completed 12 of 13 passes for 115 yards and two scores. Became the franchise's all-time leading rusher as a quarterback, surpassing Hall of Fame quarterback Bob Griese (994).
- Against San Francisco (11/27), connected on 20 of 30 passes for 285 yards with three touchdowns for a 130.6 passer rating.
- At Pittsburgh (1/8), was inactive for the Wild Card matchup.

2015 (16/16 - Miami): Started all 16 games and completed 363 of 586 passes for 4,208 yards with 24 touchdowns. Set a then NFL record with 25 consecutive completions on Oct. 18 (at Tennessee) and Oct. 25 (vs. Houston). His 4,208 passing yards was the fifth-highest single-season total in team history and most by a Dolphins quarterback other than Dan Marino. His 24 touchdown passes marked the third straight season he passed for 20 or more touchdowns, joining Marino as the only Dolphins quarterback to accomplish the feat.

- At Jacksonville (9/20), connected on 30 of 44 passes for 359 yards with two touchdowns for a 108.0 passer rating.
- Against Buffalo (9/27), completed 26 of 49 passes for 297 yards and two touchdowns. Set a team record with 160 consecutive passes without an interception, breaking Dan Marino's mark.
- Against Houston (10/25), named AFC Offensive Player of the Week and FedEx Air NFL Player of the Week by completing 18 of 19 passes for 282 yards with four touchdowns for a perfect 158.3 passer rating. His 94.7 completion percentage was a single-game team record. Became the first NFL quarterback since Randall Cunningham in 1998 to complete three 50-yard touchdown passes in the first half of a game.

2014 (16/16 - Miami): Started all 16 games and completed 392 of 590 passes for 4,045 yards with 27 touchdowns for a 92.8 passer rating. Registered 56 carries for 311 yards with a touchdown. His 392 completions were the most in team history and his 590 pass attempts were the fourth-most in team history. Completed 70 percent of passes in five consecutive games (Nov. 2 to Dec. 1), setting a team record. His 27 touchdown passes were the sixth-most in team history and the most by anyone other than Dan Marino.

- Against San Diego (11/2), connected on 24 of 34 passes for 288 yards with three touchdowns for a season-high 125.6 passer rating.
- At N.Y. Jets (12/1), completed 25 of 35 passes for 235 yards. Engineered a game-winning drive that led to a 26-yard field goal with 1:57 left to give Miami the 16-13 victory.
- Against Minnesota (12/21), connected on 35 of 47 passes for 396 yards with four touchdowns for a 118.8 passer rating. His 396 passing yards marked the eighth 300-yard game of his career, moving him into second place in team history in the category.

2013 (16/16 - Miami): Started all 16 games and completed 355 of 588 passes for 3,913 yards with 24 touchdowns for an 81.7 passer rating. Tallied 40 carries for 238 yards with a touchdown.

- At Atlanta (9/22), completed 24 of 35 passes for 236 yards with two touchdowns. Led the team on a 13-play, 75-yard drive that culminated in a one-yard touchdown pass to Dion Sims with 38 seconds left to win the game. Completed nine of 12 passes for 69 yards with a touchdown on the

game-winning drive.

- At N.Y. Jets (12/1), connected on 28 of 43 passes for 331 yards with two touchdowns. Marked his second consecutive 300-yard passing game, the first back-to-back 300-yard games of his career.
- Against New England (12/15), completed 25 of 37 passes for 312 yards with three touchdowns for a 120.6 passer rating. It was his second straight three plus touchdown performance as he became the first Dolphins quarterback since Dan Marino in 1994 to accomplish the feat. Led the team on a nine-play, 60-yard drive capped off by a 14-yard touchdown pass to Marcus Thigpen with 1:15 left to win the game.

2012 (16/16 - Miami): Started all 16 games as a rookie and completed 282 of 484 passes for 3,294 yards with 12 touchdowns for a 76.1 passer rating. Carried the ball 49 times for 211 yards and two touchdowns. Set franchise rookie records in completions (282), attempts (484) and passing yards (3,294). His 58.3 completion percentage was second-best among rookies in team history.

- At Houston (9/9), made his NFL debut and his first NFL start and completed 20 of 36 passes for 219 yards. Became the first rookie quarterback in team history to start a season opener.
- Against Oakland (9/16), collected his first win by completing 18 of 30 passes for 200 yards and a touchdown. Scored his first NFL rushing touchdown with a two-yard run in the first quarter. Threw his first NFL touchdown with a 14-yard pass to Anthony Fasano in the fourth quarter.
- At Arizona (9/30), connected on 26 of 41 passes for 431 yards with a touchdown. His 26 completions were the most in team history by a rookie and his 431 passing yards was the third-highest single-game total by a rookie in NFL history, the most by a rookie in Dolphins history and tied for the sixth-most in any game in team history.

COLLEGE:

- Was a four-year letterman (2008-11) and two-year starter as a quarterback and wide receiver at Texas A&M.
- Played in 50 games with 25 starts and completed 484 of 774 passes for 5,450 yards with 42 touchdowns. Hauled in 112 receptions for 1,596 yards with 10 touchdowns. Rushed 115 times for 369 yards with five touchdowns.
- Started 19 games at quarterback and six contests at wide receiver, while playing both quarterback and wide receiver in five games.
- As a senior (2011), started all 13 games and completed 327 of 531 passes for 3,744 yards and 29 touchdowns. Notched 58 carries for 306 yards and four touchdowns.
- In his final collegiate campaign, was named honorable mention All-American, a finalist for the Johnny Unitas Golden Arm Award (nation's top quarterback), a semifinalist for the Davey O'Brien Award (nation's top quarterback) and a finalist for the William V. Campbell Trophy (nation's best scholar-athlete).
- As a junior (2010), played in all 13 games with six starts at quarterback and connected on 152 of 234 passes for 1,638 yards and 13 touchdowns. As a wide receiver registered 11 receptions for 143 yards with a touchdown. Rushed 51 times for 76 yards and a score. Saw action at wide receiver for the first seven games of the season. Took over starting quarterback duties for the final six games and posted a 5-1 record.
- As a sophomore (2009), played in all 13 games and was named honorable mention All-Big 12. Collected 46 receptions for 609 yards and four touchdowns. Completed four of eight passes for 60 yards. Notched four carries for minus five yards.
- As a redshirt freshman (2008), played in 11 games with six starts at wide receiver. Battled for the starting quarterback spot in camp but moved to receiver at the start of the season. Tallied 55 receptions for 844 yards with five touchdowns. Completed his only pass for eight yards. Notched two carries for minus eight yards. His 55 receptions, 844 receiving yards and five receiving touchdowns were school freshman records. Received honorable mention Freshman All-American honors and was voted school's offensive MVP by his teammates.
- Redshirted in 2007.
- Majored in biology at Texas A&M.

PERSONAL:

- Married to Lauren and the couple has two children.
- Attended Big Spring (Texas) High School and played defensive back, punter, wide receiver and quarterback.
- As a senior (2006), passed for 1,258 yards and rushed for 617 yards. Hauled in three receptions for 62 yards. Posted a 39.2-yard punt return average. Received first-team All-CIF honors.
- As a junior (2005), notched 62 receptions for 1,500 yards and 17

touchdowns.

- Also lettered in basketball, baseball, golf and track and field.
- Follow Tannehill on Twitter at @ryantannehill1.
- Follow Tannehill on Instagram at @rtannehill17.
- Born Ryan Timothy Tannehill on July 27, 1988 in Lubbock, Texas.

RYAN TANNEHILL'S GAME-BY-GAME

2012 Miami Dolphins		PASSING												RUSHING				COMBINED RUSH + PASS			
Date	Opp	W/L	P/S	Att	Cmp	Pct	Yds	Yds/Att	TD	Int	Lg	Sk	Lst	Rating	Att	Yds	Avg	Lg	TD	Yards	Touchdowns
Sept 9	@ Hou	L	S	36	20	55.6	219	6.1	0	3	34	2	20	39.0	3	-4	-1.3	0	0	215	
Sept 16	Oak	W	S	30	18	60.0	200	6.7	1	0	25	1	11	91.0	3	14	4.7	13	1	214	2r, 14
Sept 23	NYJ	L	S	36	16	44.4	196	5.4	0	1	41	0	0	50.2	3	3	1.0	5	0	199	
Sept 30	@ Ari	L	S	41	26	63.4	431	10.5	1	2	80t	4	37	86.5	1	0	0.0	0	0	431	80
Oct 7	@ Cin	W	S	26	17	65.4	223	8.6	0	0	30	2	12	92.3	4	-4	-1.0	-1	0	219	
Oct 14	StL	W	S	29	21	72.4	185	6.4	2	0	29t	3	29	112.0	4	16	4.0	10	0	201	29, 1
Oct 28	@ NYJ	W	S	5	2	40.0	18	3.6	0	0	12	1	9	50.4	0	0	0.0	-	0	18	
Nov 4	@ Ind	L	S	38	22	57.9	290	7.6	1	0	35	2	9	90.9	1	-1	-1.0	-1	0	289	31
Nov 11	Ten	L	S	39	23	59.0	217	5.6	0	3	17	1	8	42.4	1	-1	-1.0	-1	0	216	
Nov 15	@ Buf	L	S	28	14	50.0	141	5.0	1	2	19	3	17	46.9	1	7	7.0	7	0	148	2
Nov 25	Sea	W	S	26	18	69.2	253	9.7	1	1	39	1	7	97.1	4	33	8.3	19	0	286	29
Dec 2	NE	L	S	29	13	44.8	186	6.4	0	0	28	3	10	66.2	5	19	3.8	9	1	205	2r
Dec 9	@ SF	L	S	33	17	51.5	150	4.5	1	0	28	2	17	74.1	3	25	8.3	20	0	175	3
Dec 16	Jax	W	S	28	22	78.6	220	7.9	2	0	37	1	11	123.2	8	52	6.5	30	0	272	4, 2
Dec 23	Buf	W	S	25	13	52.0	130	5.2	2	0	30	2	11	93.8	6	44	7.3	31	0	174	17, 12
Dec 30	@ NE	L	S	35	20	57.1	235	6.7	0	1	22	7	26	65.8	2	8	4.0	8	0	243	
Totals		7-9	16/16	484	282	58.3	3,294	6.8	12	13	80t	35	234	76.1	49	211	4.3	31	2	3,505	

2013 Miami Dolphins		PASSING												RUSHING				COMBINED RUSH + PASS			
Date	Opp	W/L	P/S	Att	Cmp	Pct	Yds	Yds/Att	TD	Int	Lg	Sk	Lst	Rating	Att	Yds	Avg	Lg	TD	Yards	Touchdowns
Sept 8	@ Cle	W	S	38	24	63.2	272	7.2	1	1	34t	4	17	82.3	5	3	0.6	3	0	275	34
Sept 15	@ Ind	W	S	34	23	67.6	319	9.4	1	0	67	5	22	107.4	4	1	0.3	2	0	320	18
Sept 22	Atl	W	S	35	24	68.6	236	6.7	2	1	21	5	41	94.5	2	7	3.5	8	0	243	18, 1
Sept 30	@ NO	L	S	35	22	62.9	249	7.1	1	3	50	4	33	57.9	4	48	12.0	26	0	297	3
Oct 6	Bal	L	S	40	21	52.5	307	7.7	1	0	49	6	35	86.1	2	6	3.0	6	0	313	9
Oct 20	Buf	L	S	37	19	51.4	194	5.2	3	2	46	2	21	71.2	3	5	1.7	3	0	199	7, 13, 4
Oct 27	@ NE	L	S	42	22	52.4	192	4.6	2	2	25	6	47	60.8	1	12	12.0	12	0	204	4, 5
Oct 31	Cin	W	S	28	20	71.4	208	7.4	0	0	40	3	20	92.6	1	1	1.0	1	1	209	1r
Nov 11	@ TB	L	S	42	27	64.3	229	5.5	2	1	19t	2	18	84.3	1	2	2.0	2	0	231	6, 19
Nov 17	SD	W	S	35	22	62.9	268	7.7	1	1	39t	4	29	84.0	4	21	5.3	10	0	289	39
Nov 24	Car	L	S	42	28	66.7	310	7.4	1	1	57	3	30	86.4	4	36	9.0	19	0	346	53
Dec 1	@ NYJ	W	S	43	28	65.1	331	7.7	2	1	31t	1	3	94.2	3	22	7.3	18	0	353	31, 28
Dec 8	@ Pit	W	S	33	20	60.6	200	6.1	3	1	40	2	14	95.5	3	56	18.7	48	0	256	6, 4, 12
Dec 15	NE	W	S	37	25	67.6	312	8.4	3	0	39t	4	23	120.6	1	-1	-1.0	-1	0	311	39, 2, 14
Dec 22	@ Buf	L	S	27	10	37.0	82	3.0	0	0	13	7	46	45.6	0	0	0.0	-	0	82	
Dec 29	NYJ	L	S	40	20	50.0	204	5.1	1	3	25	0	0	42.1	2	19	9.5	20	0	223	5
Totals		8-8	16/16	588	355	60.4	3,913	6.7	24	17	67	58	399	81.7	40	238	6.0	48	1	4,151	

2014 Miami Dolphins		PASSING												RUSHING				COMBINED RUSH + PASS			
Date	Opp	W/L	P/S	Att	Cmp	Pct	Yds	Yds/Att	TD	Int	Lg	Sk	Lst	Rating	Att	Yds	Avg	Lg	TD	Yards	Touchdowns
Sept 7	NE	W	S	32	18	56.3	178	5.6	2	1	24	1	9	79.9	3	-2	-0.7	0	0	176	4, 14
Sept 14	@ Buf	L	S	49	31	63.3	241	4.9	1	1	18	4	31	73.6	4	11	2.8	6	0	252	7
Sept 21	KC	L	S	43	21	48.8	205	4.8	1	0	30	4	14	70.4	1	9	9.0	9	0	214	1
Sept 28	@ Oak	W	S	31	23	74.2	278	9.0	2	1	35	0	0	109.3	5	35	7.0	18	0	313	13, 18
Oct 12	GB	L	S	31	20	64.5	244	7.9	2	2	25	1	7	83.3	3	49	16.3	40	0	293	11, 5
Oct 19	@ Chi	W	S	32	25	78.1	277	8.7	2	0	26	4	21	123.6	6	48	8.0	30	0	325	13, 10
Oct 26	@ Jax	W	S	29	16	55.2	196	6.8	1	1	50	3	18	73.3	5	48	9.6	30	0	244	3
Nov 2	SD	W	S	34	24	70.6	288	8.5	3	0	38	0	0	125.6	4	47	11.8	22	0	335	6, 21, 14
Nov 9	@ Det	L	S	38	27	71.1	207	5.4	1	1	20	3	29	81.8	2	0	0.0	3	0	207	3
Nov 13	Buf	W	S	34	26	76.5	240	7.1	2	0	32	5	35	114.8	4	16	4.0	15	0	256	7, 8
Nov 23	@ Den	L	S	36	26	72.2	228	6.3	3	1	21	1	12	104.9	4	15	3.8	8	1	243	1r, 10, 5, 1
Dec 1	@ NYJ	W	S	35	25	71.4	235	6.7	0	1	25	2	18	77.7	4	13	3.3	10	0	248	
Dec 7	Bal	L	S	33	23	69.7	227	6.9	1	0	27	6	41	98.9	2	6	3.0	7	0	233	3
Dec 14	@ NE	L	S	47	29	61.7	346	7.4	1	2	50	4	38	73.5	3	21	7.0	15	0	367	32
Dec 21	Min	W	S	47	35	74.5	396	8.4	4	1	41	1	13	118.8	6	-5	-0.8	5	0	391	14, 16, 7, 3
Dec 28	NYJ	L	S	39	23	59.0	259	6.6	1	0	33	7	51	87.4	0	0	0.0	-	0	259	23
Totals		8-8	16/16	590	392	66.4	4,045	6.9	27	12	50	46	337	92.8	56	311	5.6	40	1	4,356	

RYAN TANNEHILL'S GAME-BY-GAME CONT.

2015 Miami Dolphins				PASSING										RUSHING					COMBINED RUSH + PASS		
Date	Opp	W/L	P/S	Att	Cmp	Pct	Yds	Yds/Att	TD	Int	Lg	Sk	Lst	Rating	Att	Yds	Avg	Lg	TD	Yards	Touchdowns
Sept 13	@ Was	W	S	34	22	64.7	226	6.6	1	0	27	3	44	93.5	3	7	2.3	5	0	233	3
Sept 20	@ Jax	L	S	44	30	68.2	359	8.2	2	0	48	2	15	108.0	3	17	5.7	9	0	376	10, 5
Sept 27	Buf	L	S	49	26	53.1	297	6.1	2	3	46t	2	8	59.7	1	-1	-1.0	-1	0	296	21, 46
Oct 4	NYJ	L	S	44	19	43.2	198	4.5	2	2	42	3	31	53.0	1	4	4.0	4	0	202	8, 10
Oct 18	@ Ten	W	S	29	22	75.9	266	9.2	2	2	38	2	12	97.8	2	14	7.0	10	0	280	2, 12
Oct 25	Hou	W	S	19	18	94.7	282	14.8	4	0	54t	4	41	158.3	1	3	3.0	3	0	285	53, 50, 10, 54
Oct 29	@ NE	L	S	44	28	63.6	300	6.8	0	2	29	5	45	64.6	2	-1	-0.5	0	0	299	
Nov 8	@ Buf	L	S	35	26	74.3	307	8.8	0	0	46	2	27	100.5	2	3	1.5	3	0	310	
Nov 15	@ Phi	W	S	36	21	58.3	217	6.0	2	0	43	4	27	94.3	2	-2	-1.0	-1	0	215	13, 4
Nov 22	Dal	L	S	24	13	54.2	188	7.8	2	1	47	3	48	90.3	3	13	4.3	7	0	201	12, 29
Nov 29	@ NYJ	L	S	58	33	56.9	351	6.1	3	1	40	3	30	84.8	0	0	0.0	-	0	351	5, 5, 33
Dec 6	Bal	W	S	19	9	47.4	86	4.5	1	0	38t	1	4	78.0	1	11	11.0	11	0	97	38
Dec 14	NYG	L	S	41	25	61.0	236	5.8	1	0	47t	1	1	85.0	4	24	6.0	12	0	260	47
Dec 20	@ SD	L	S	34	20	58.8	216	6.4	0	0	35	3	29	77.6	3	4	1.3	2	1	220	1r
Dec 27	Ind	L	S	38	26	68.4	329	8.7	0	1	49	6	50	84.2	1	28	28.0	28	0	357	
Jan 3	NE	W	S	38	25	65.8	350	9.2	2	0	46	1	8	112.8	3	17	5.7	19	0	367	15, 2
Totals		6-10	16/16	586	363	61.9	4,208	7.2	24	12	54t	45	420	88.7	32	141	4.4	28	1	4,349	

2016 Miami Dolphins				PASSING										RUSHING					COMBINED RUSH + PASS			
Date	Opp	W/L	P/S	Att	Cmp	Pct	Yds	Yds/Att	TD	Int	Lg	Sk	Lst	Rating	Att	Yds	Avg	Lg	TD	Yards	Touchdowns	
Sept 11	Sea	L	S	29	16	55.2	186	6.4	0	0	50	5	36	74.8	5	17	3.4	11	1	203	2r	
Sept 18	NE	L	S	45	32	71.1	387	8.6	2	2	33	0	0	93.5	6	35	5.8	17	0	422	24, 12	
Sept 25	Cle	W	S	39	25	64.1	319	8.2	3	2	42t	1	8	93.9	1	2	2.0	2	0	321	26, 42, 10	
Sept 29	Cin	L	S	25	15	60.0	189	7.6	1	1	74t	5	29	80.3	0	0	0.0	-	0	189	74	
Oct 9	Ten	L	S	18	12	66.7	191	10.6	0	2	58	6	42	62.3	0	0	0.0	-	0	191		
Oct 16	Pit	W	S	32	24	75.0	252	7.9	0	0	53	0	0	97.4	2	3	1.5	4	0	255		
Oct 23	Buf	W	S	25	15	60.0	204	8.2	1	0	66t	1	6	99.4	6	21	3.5	13	0	225	66	
Nov 6	NYJ	W	S	28	17	60.7	149	5.3	1	0	24	1	12	86.8	2	-3	-1.5	-1	0	146	1	
Nov 13	SD	W	S	24	17	70.8	240	10.0	2	0	56	1	9	130.6	3	16	5.3	18	0	256	39, 18	
Nov 20	LAR	W	S	34	24	70.6	172	5.1	2	1	15	4	30	89.3	2	19	9.5	10	0	191	10, 9	
Nov 27	SF	W	S	30	20	66.7	285	9.5	3	0	46	2	22	130.6	6	34	5.7	17	0	319	16, 43, 15	
Dec 4	Bal	L	S	40	29	72.5	226	5.7	1	3	26	2	11	63.1	1	0	0.0	0	0	226	8	
Dec 11	Ari	W	S	20	15	75.0	195	9.8	3	1	71	1	11	124.0	5	20	4.0	12	0	215	28, 7, 3	
Dec 17	@ NYJ	W	IA																			
Dec 24	@ Buf	W	IA																			
Jan 1	NE	L	IA																			
Totals		10-6	13/13	389	261	67.1	2,995	7.7	19	12	74t	29	216	93.5	39	164	4.2	18	1	3,159		
Playoffs																						
Jan 8	@ Pit	L	IA																			
Totals		0-1	0/0	0	0	0.0	0	0.0	0	0	0	0	0	0.0	0	0	0.0	0	0	0	0	

2017 Miami Dolphins				PASSING										RUSHING					COMBINED RUSH + PASS			
Date	Opp	W/L	P/S	Att	Cmp	Pct	Yds	Yds/Att	TD	Int	Lg	Sk	Lst	Rating	Att	Yds	Avg	Lg	TD	Yards	Touchdowns	
Injured Reserve																						
Totals		0-0	0/0	0	0	0.0	0	0.0	0	0	0	0	0	0.0	0	0	0.0	0	0	0	0	

2018 Miami Dolphins				PASSING										RUSHING					COMBINED RUSH + PASS			
Date	Opp	W/L	P/S	Att	Cmp	Pct	Yds	Yds/Att	TD	Int	Lg	Sk	Lst	Rating	Att	Yds	Avg	Lg	TD	Yards	Touchdowns	
Sept 9	Ten	W	S	28	20	71.4	230	8.2	2	2	75t	1	8	89.9	4	4	1.0	4	0	234	10, 75	
Sept 16	NYJ	W	S	23	17	73.9	168	7.3	2	0	29t	4	46	123.1	8	44	5.5	20	0	212	29, 19	
Sept 23	Oak	W	S	23	17	73.9	289	12.6	3	0	74t	1	9	155.3	3	26	8.7	18	0	315	34, 18, 74	
Sept 30	NE	L	S	20	11	55.0	100	5.0	0	1	22	2	19	47.9	1	0	0.0	0	0	100		
Oct 7	Cin	L	S	35	20	57.1	185	5.3	1	2	22t	3	16	57.4	3	17	5.7	9	0	202	22	
Oct 14	Chi	W	IA																			
Oct 21	Det	L	IA																			
Oct 25	@ Hou	L	IA																			
Nov 4	NYJ	W	IA																			
Nov 11	@ GB	L	IA																			
Nov 25	Ind	L	S	25	17	68.0	204	8.2	2	0	74	1	3	119.4	3	14	4.7	9	0	218	33, 74	
Dec 2	Buf	W	S	24	16	66.7	137	5.7	3	1	18	3	22	103.6	3	-5	-1.7	-1	0	132	18, 3, 13	
Dec 9	NE	W	S	19	14	73.7	265	13.9	3	0	69	4	36	155.2	1	13	13.0	13	0	278	7, 23, 69	
Dec 16	Min	L	S	24	11	45.8	108	4.5	0	0	18	9	71	59.0	1	1	1.0	1	0	109		
Dec 23	Jax	L	S	22	15	68.2	146	6.6	1	1	31	3	25	82.8	3	22	7.3	12	0	168	4	
Dec 30	Buf	L	S	31	18	58.1	147	4.7	0	2	19	4	24	43.3	2	9	4.5	12	0	156		
Totals		7-9	11/11	274	176	64.2	1,979	7.2	17	9	75t	35	279	92.7	32	145	4.5	20	0	2,124		

RYAN TANNEHILL'S GAME-BY-GAME CONT.

2019 Tennessee Titans				PASSING											RUSHING					COMBINED RUSH + PASS	
Date	Opp	W/L	P/S	Att	Cmp	Pct	Yds	Yds/Att	TD	Int	Lg	Sk	Lst	Rating	Att	Yds	Avg	Lg	TD	Yards	Touchdowns
Sept 8	@ Cle	W	p	0	0	-	0	-	0	0	0	0	0	-	2	-2	-1.0	-1	0	-2	
Sept 15	Ind	L	DNP																		
Sept 19	@ Jax	L	DNP																		
Sept 29	@ Atl	W	DNP																		
Oct 6	Buf	L	DNP																		
Oct 13	@ Den	L	p	16	13	81.3	144	9.0	0	1	25	4	35	78.1	1	6	6.0	6	0	150	
Oct 20	LAC	W	S	29	23	79.3	312	10.8	2	1	38	2	17	120.1	5	7	1.4	6	0	319	8, 5
Oct 27	TB	W	S	33	21	63.6	193	5.8	3	0	26	3	19	109.8	4	-3	-0.8	1	0	190	5, 6, 8
Nov 3	@ Car	L	S	39	27	69.2	331	8.5	1	2	35	4	21	82.3	4	38	9.5	25	1	369	23, 10r
Nov 10	KC	W	S	19	13	68.4	181	9.5	2	0	52	4	35	133.9	3	37	12.3	18	0	218	9, 23
Nov 24	Jax	W	S	18	14	77.8	259	14.4	2	0	65t	1	7	155.8	7	40	5.7	21t	2	299	21r, 1, 65, 3r
Dec 1	@ Ind	W	S	22	17	77.3	182	8.3	2	0	40t	6	44	131.3	4	5	1.3	8	0	187	13, 40
Dec 8	@ Oak	W	S	27	21	77.8	391	14.5	3	1	91t	0	0	140.4	4	19	4.8	10	0	410	91, 16, 17
Dec 15	Hou	L	S	36	22	61.1	279	7.8	2	1	60	2	10	92.2	3	10	3.3	10	1	289	1r, 5
Dec 22	NO	L	S	27	17	63.0	272	10.1	3	0	41t	5	24	133.6	1	8	8.0	8	0	280	41, 36, 7
Dec 29	@ Hou	W	S	20	13	65.0	198	9.9	2	0	51t	0	0	130.8	5	20	4.0	19	0	218	51, 1
Totals		9-7	12/10	286	201	70.3	2,742	9.6	22	6	91t	31	212	117.5	43	185	4.3	25	4	2,927	
Playoffs																					
Jan 4	@ NE	W	S	15	8	53.3	72	4.8	1	1	22	1	5	61.0	4	11	2.8	5	0	83	12
Jan 11	@ Bal	W	S	14	7	50.0	88	6.3	2	0	45t	1	8	109.5	6	13	2.2	9	1	101	12, 45, 1r
Jan 19	@ KC	L	S	31	21	67.7	209	6.7	2	0	37	3	27	108.1	3	11	3.7	6	0	220	1, 22
Totals		2-1	3/3	60	36	60.0	369	6.2	5	1	45t	5	40	98.5	13	35	2.7	9	1	404	

2020 Tennessee Titans				PASSING											RUSHING					COMBINED RUSH + PASS	
Date	Opp	W/L	P/S	Att	Cmp	Pct	Yds	Yds/Att	TD	Int	Lg	Sk	Lst	Rating	Att	Yds	Avg	Lg	TD	Yards	Touchdowns
Sept 14	@ Den	W	S	43	29	67.4	249	5.8	2	0	23	1	2	97.9	3	14	4.7	11	0	263	1, 1
Sept 20	Jax	W	S	24	18	75.0	239	10.0	4	0	63	1	8	145.7	4	12	3.0	8	0	251	13, 9, 4, 18
Sept 27	@ Min	W	S	37	23	62.2	321	8.7	0	1	61	1	11	78.8	4	9	2.3	10	0	330	
Oct 13	Buf	W	S	28	21	75.0	195	7.0	3	0	20	0	0	129.3	4	42	10.5	23	1	237	16, 10r, 4, 7
Oct 18	Hou	W	S	41	30	73.2	366	8.9	4	1	53	2	22	122.6	0	0	-	0	0	366	7, 6, 22, 7
Oct 25	Pit	L	S	30	18	60.0	220	7.3	2	0	73t	2	10	104.9	2	5	2.5	4	0	225	4, 73
Nov 1	@ Cin	L	S	30	18	60.0	233	7.8	2	1	27	1	10	92.8	2	20	10.0	15	0	253	9, 12
Nov 8	Chi	W	S	21	10	47.6	158	7.5	2	0	40	3	22	104.9	3	3	1.0	5	0	161	40, 2
Nov 12	Ind	L	S	27	15	55.6	147	5.4	1	0	21	1	10	83.4	2	9	4.5	5	0	156	5
Nov 22	@ Bal	W	S	31	22	71.0	259	8.4	2	1	50	2	16	104.1	4	35	8.8	21	0	294	1, 14
Nov 29	@ Ind	W	S	22	13	59.1	221	10.0	1	0	69t	1	1	108.3	2	3	1.5	2	1	224	69, 1r
Dec 6	Cle	L	S	45	29	64.4	389	8.6	3	1	43	3	20	104.8	0	0	-	0	0	389	17, 22, 8
Dec 13	@ Jax	W	S	24	19	79.2	212	8.8	2	0	37t	1	7	131.3	0	0	-	0	0	212	37, 5
Dec 20	Det	W	S	27	21	77.8	273	10.1	3	0	75t	1	5	145.8	3	21	7.0	17t	2	294	75, 17r, 3r, 2, 3
Dec 27	@ GB	L	S	24	11	45.8	121	5.0	1	2	19	2	17	40.5	3	55	18.3	45t	1	176	12, 45r
Jan 3	@ Hou	W	S	27	18	66.7	216	8.0	1	0	52	2	12	103.3	7	38	5.4	11	2	254	4, 5r, 5r
Totals		11-5	16/16	481	315	65.5	3,819	7.9	33	7	75t	24	173	106.5	43	266	6.2	45t	7	4,085	
Playoffs																					
Jan 10	Bal	L	S	26	18	69.2	165	6.3	1	1	35	1	7	83.0	2	6	3.0	4	0	171	
Totals		0-1	1/1	26	18	69.2	165	6.3	1	1	35	1	7	83.0	2	6	3.0	4	0	171	

2021 Tennessee Titans				PASSING											RUSHING					COMBINED RUSH + PASS	
Date	Opp	W/L	P/S	Att	Cmp	Pct	Yds	Yds/Att	TD	Int	Lg	Sk	Lst	Rating	Att	Yds	Avg	Lg	TD	Yards	Touchdowns
Sept 12	Ari	L	S	35	21	60.0	212	6.1	1	1	39	6	56	74.9	2	17	8.5	16	1	229	1r, 13
Sept 19	@ Sea	W	S	40	27	67.5	347	8.7	0	0	51	3	27	94.5	4	27	6.8	19	0	374	
Sept 26	Ind	W	S	27	18	66.7	197	7.3	3	2	26	1	9	94.2	5	56	11.2	28	0	253	6, 18, 10
Oct 3	@ NYJ	L	S	49	30	61.2	298	6.1	1	0	27	7	45	85.2	3	9	3.0	7	0	307	2
Oct 10	@ Jax	W	S	22	14	63.6	197	9.0	1	0	26	3	13	107.6	3	21	7.0	8	0	218	14
Oct 18	Buf	W	S	29	18	62.1	216	7.4	0	1	48	0	0	70.5	2	3	1.5	4t	1	219	4r
Oct 24	KC	W	S	27	21	77.8	270	10.0	1	1	46	1	9	105.2	2	6	3.0	4	1	276	24, 2r
Oct 31	@ Ind	W	S	33	23	69.7	265	8.0	3	2	57t	3	18	98.7	2	26	13.0	13	0	291	6, 57, 5
Nov 7	@ LAR	W	S	27	19	70.4	143	5.3	1	1	16	3	18	79.7	2	3	1.5	2	1	146	2, 1r
Nov 14	NO	W	S	27	19	70.4	213	7.9	1	0	50	2	15	105.9	5	1	0.2	2	1	214	1r, 2
Nov 21	Hou	L	S	52	35	67.3	323	6.2	1	4	46	2	6	58.4	2	3	1.5	3	0	326	18
Nov 28	@ NE	L	S	21	11	52.4	93	4.4	1	1	24	2	8	60.2	5	24	4.8	11	0	117	1
Dec 12	Jax	W	S	31	20	64.5	191	6.2	0	0	24	4	30	81.5	4	29	7.3	17	1	220	5r
Dec 19	@ Pit	L	S	32	23	71.9	153	4.8	0	1	18	4	36	68.9	5	18	3.6	11	1	171	1r
Dec 23	SF	W	S	29	22	75.9	209	7.2	1	0	42	4	21	106.8	3	22	7.3	23	0	231	18
Jan 2	Mia	W	S	18	13	72.2	120	6.7	2	0	28	1	10	127.1	4	7	1.8	5	0	127	1, 15
Jan 9	@ Hou	W	S	32	23	71.9	287	9.0	4	0	36	1	6	138.9	2	-2	-1.0	-1	0	285	5, 14, 4, 3
Totals		12-5	17/17	531	357	67.2	3,734	7.0	21	14	57t	47	327	89.6	55	270	4.9	28	7	4,004	
Playoffs																					
Jan 22	Cin	L	S	24	15	62.5	220	9.2	1	3	41	1	7	66.7	3	12	4.0	8	0	232	33
Totals		0-1	1/1	24	15	62.5	220	9.2	1	3	41	1	7	66.7	3	12	4.0	8	0	232	33

RYAN TANNEHILL'S NFL STATISTICS

REGULAR SEASON			PASSING											RUSHING				
Year	Team	GP/GS	Att	Cmp	Pct	Yds	Yd/Att	TD	INT	Lg	Sk	Yds	Rat	Att	Yds	Avg	Lg	TD
2012	MIA	16/16	484	282	58.3	3,294	6.8	12	13	80t	35	234	76.1	49	211	4.3	31	2
2013	MIA	16/16	588	355	60.4	3,913	6.7	24	17	67	58	399	81.7	40	238	6.0	48	1
2014	MIA	16/16	590	392	66.4	4,045	6.9	27	12	50	46	337	92.8	56	311	5.6	40	1
2015	MIA	16/16	586	363	61.9	4,208	7.2	24	12	54t	45	420	88.7	32	141	4.4	28	1
2016	MIA	13/13	389	261	67.1	2,995	7.7	19	12	74t	29	216	93.5	39	164	4.2	18	1
2017	MIA	0/0	Injured Reserve															
2018	MIA	11/11	274	176	64.2	1,979	7.2	17	9	75t	35	279	92.7	32	145	4.5	20	0
2019	TEN	12/10	286	201	70.3	2,742	9.6	22	6	91t	31	212	117.5	43	185	4.3	25	4
2020	TEN	16/16	481	315	65.5	3,819	7.9	33	7	75t	24	173	106.5	43	266	6.2	45t	7
2021	TEN	17/17	531	357	67.2	3,734	7.0	21	14	57t	47	327	89.6	55	270	4.9	28	7
NFL Totals		133/131	4,209	2,702	64.2	30,729	7.3	199	102	91t	350	2,597	91.7	389	1,931	5.0	48	24

Regular Season Career record as starter: 72-59 (.550); Playoffs: 2-3 (.400)

PLAYOFFS			PASSING											RUSHING				
Year	Team	GP/GS	Att	Cmp	Pct	Yds	Yd/Att	TD	INT	Lg	Sk	Yds	Rat	Att	Yds	Avg	Lg	TD
2019	TEN	3/3	60	36	60.0	369	6.2	5	1	45t	5	40	98.5	13	35	2.7	9	1
2020	TEN	1/1	26	18	69.2	165	6.3	1	1	35	1	7	83.0	2	6	3.0	4	0
2021	TEN	1/1	24	15	62.5	220	9.2	1	3	41	1	7	66.7	3	12	4.0	8	0
NFL Totals		5/5	110	69	62.7	754	6.9	7	5	45t	7	54	85.2	18	53	2.9	9	1

Single-Game Highs

Attempts - 58 at N.Y. Jets (11/29/15)
 Completions - **35 (Twice, last vs. Houston 11/21/21)**
 Passing Yards - 431 at Arizona (9/30/12)
 Touchdown Passes - **4 (Five times, last at Houston 1/9/22)**
 Long Completion - 91t at Oakland (12/8/19)
 Completion Percentage - 79.3 vs. L.A. Chargers (10/20/19)
 Passer Rating - 155.3 - vs. Oakland (9/23/18)
 Rushes - 8 (Twice, last at N.Y. Jets 9/16/18)
 Rushing Yards - **56 (Twice, last vs. Indianapolis 9/26/21)**
 Long Rush - 48 at Pittsburgh (12/8/13)
 Rushing Touchdowns - 2 (Three times, last at Houston 1/3/21)

Additional Statistics

Receptions - 1 for -4 yards (2014), 1 for 9 yards (2015), 1 for 0 yards (2020)
 Misc. Tackles - 1 (2012), 2 (2013), 3 (2014), 4 (2015), 1 (2018), 2 (2019), **3 (2021)**
 Fumble Recoveries - 1 (2012), 3 (2013), 4 (2014), 5 (2015), 3 (2016), 1 (2019), 3 (2020), **1 (2021)**
 Two-Point Conversions - 1 rush (2019), 1 pass, 1 rush (2020)

Playoff Single-Game Highs

Attempts - 31 at Kansas City (1/19/20)
 Completions - 21 at Kansas City (1/19/20)
 Passing Yards - **220 vs. Cincinnati (1/22/22)**
 Touchdown Passes - 2 (Twice, last at Kansas City 1/19/20)
 Long Completion - 45t at Baltimore (1/11/20)
 Rushes - 6 at Baltimore (1/11/20)
 Rushing Yards - 13 at Baltimore (1/11/20)
 Long Rush - 9 at Baltimore (1/11/20)
 Rushing Touchdowns - 1 at Baltimore (1/11/20)

Additional Career Playoff Statistics

Fumble Recoveries - 1 (2019)
 Misc. Tackles - **1 (2021)**



93 TEAIR TART

DEFENSIVE TACKLE • 6'2" • 304 LBS • COLLEGE: FLORIDA INTERNATIONAL
ACQUIRED: FREE AGENT - 2020 • NFL EXPERIENCE (NFL/TITANS): 2/2
HOMETOWN: PHILADELPHIA, PA.
GAMES PLAYED/GAMES STARTED: 18/11 (PLAYOFFS: 0/0)

PRO: The Titans signed Teair Tart (first name pronounced "tee-AIR") as a rookie free agent following the 2020 NFL Draft. He registered seven total games played with one start during his rookie campaign. The 6-foot-2-inch, 304-pounder appeared in 23 games with 10 starts over two seasons at Florida International (2018-19), and totaled 51 tackles, 19.0 tackles for loss, six sacks, one pass defended, five quarterback pressures and two forced fumbles.

TITANS TIDBITS:

- Tart traveled an unlikely road to the NFL. He played two years of high school basketball in his hometown of Philadelphia, Pa., at Palmer Leadership Learning Partners Charter School—a school that did not have a football program. Prior to his junior year, West Philadelphia High School's defensive coordinator, Karl Patrick, saw Tart playing in a basketball tournament and eventually convinced him to transfer and begin playing football for the first time in his life. Two years later, Tart continued his football career at ASA College in New York but left six games into his first season after an older brother, Rasheed Spencer, was tragically killed in a motorcycle accident. Time passed, and Tart headed to Valley Forge (Pa.) Military Academy, followed by stops at East Mississippi Community College and Ellsworth (Iowa) Community College before finding a home for his final two collegiate campaigns at Florida International.
- Tart is the second youngest of 11 children in his family.

CAREER TRANSACTIONS:

- The Philadelphia, Pa., native was signed by the Titans as a rookie free agent on May 7, 2020.
- Waived by the Titans on Sept. 5, 2020 and signed to the practice squad a day later.
- Signed by the Titans to their active roster from the practice squad on Nov. 7, 2020.

SEASON RECAPS:

2021 (11/10, 0/0): Saw action in 11 games with 10 starts at nose tackle and registered 16 tackles, including three quarterback pressures and two stops for loss. Was inactive for six regular season games and the postseason contest.

- Against Arizona (9/12), started at nose tackle and collected two tackles.
- At Seattle (9/19), started at nose tackle and posted two tackles. Teamed with David Long Jr. to stonewall Chris Carson for a one-yard loss on a rush off right tackle in the third quarter.
- Against Indianapolis (9/26), started at nose tackle and tallied a tackle with a quarterback pressure.
- At N.Y. Jets (10/3), started at nose tackle and notched two tackles, including a stop for loss and a quarterback pressure. Stuffed Tevin Coleman for a one-yard loss on a rush off left tackle late in the second quarter.
- At Jacksonville (10/10), started at nose tackle. Shot through the line and disrupted Carlos Hyde resulting in a three-yard loss on a fourth-and-goal rush from the one-yard line in the fourth quarter.
- Against Buffalo (10/18), started at nose tackle and registered a tackle and a quarterback pressure.
- Against Kansas City (10/24), started at nose tackle and collected two tackles.
- At Indianapolis (10/31), was inactive.
- At L.A. Rams (11/7), started at nose tackle and tallied two tackles. Combined with Nick Dzubnar to stuff Sony Michel for no gain on a rush up the middle late in the fourth quarter.
- Against New Orleans (11/14), was inactive.

- Against Houston (11/21), started at nose tackle and totaled three tackles, including a stop for loss and a quarterback pressure. Stonewalled David Johnson for a three-yard loss on a rush up the middle in the second stanza. Teamed with Jayon Brown to stuff Rex Burkhead for no gain on a rush up the middle in the third quarter.

- At New England (11/28), was inactive.
- Against Jacksonville (12/12), was inactive.
- At Pittsburgh (12/19), was inactive.
- Against San Francisco (12/23), returned to the lineup as a starter at defensive end.
- Against Miami (1/2), played as a reserve on the defensive front and notched a tackle.
- At Houston (1/9), was inactive.
- Against Cincinnati (1/22), was inactive.

2020 (7/1, 0/0): Played in seven games with one start at defensive end as a rookie and registered five tackles, two quarterback pressures, a stop for loss and a pass defended. Was suspended by the league for one contest. Missed two games, including the postseason contest while on the reserve/COVID-19 list. Spent the first seven weeks of the season on the team's practice squad. Tied for the team lead in passes defended once in 2020 (vs. IND). Made his NFL debut against Chicago (11/8/20). Made his first career NFL start on the defensive front at Green Bay (12/27/20).

- Against Chicago (11/8), saw action in his first NFL contest as a reserve at defensive tackle and tallied a quarterback pressure.
- Against Indianapolis (11/12), played as a reserve at defensive tackle and collected a pass defended. Tipped a pass intended for Nyheim Hines at the line of scrimmage in the second quarter.
- At Indianapolis (11/29), played as a reserve at defensive tackle and recorded a tackle and a quarterback pressure. Shot through the line and dropped Nyheim Hines for no gain on a rush off right tackle in the fourth quarter.
- Against Detroit (12/20), played as a reserve on the defensive front and produced a tackle for loss. Stuffed Matthew Stafford for a one-yard loss after a botched shotgun snap in the fourth quarter.
- At Green Bay (12/27), made his first career NFL start at defensive end and registered two tackles. Combined with Matt Dickerson to stop Aaron Jones for no gain on a rush off right guard in the third stanza.

COLLEGE:

- Appeared in 23 games with 10 starts over two seasons at Florida International and totaled 51 tackles, 19.0 tackles for loss, six sacks, one pass defended, five quarterback pressures and two forced fumbles. Played at Ellsworth (Iowa) Community College in 2017 and ASA (N.Y.) College in 2016.
- As a senior (2019), appeared in 11 games and made eight starts. Tallied 32 tackles, a team-leading 12.0 tackles for loss, two sacks and one forced fumble.
- As a junior (2018), saw action in 12 games and made two starts. Posted 19 tackles, a team-high-tying seven tackles for loss, a team-leading four sacks, one pass defended and one forced fumble.
- As a sophomore (2017), appeared in two games for Ellsworth (Iowa) Community College and tallied five tackles, two tackles for loss and a sack.
- As a freshman (2016), saw action in six games for ASA (N.Y.) College and amassed 12 tackles, 7.5 tackles for loss and five sacks.
- Graduated from Florida International in December 2019 with a degree in liberal studies.

PERSONAL:

- Attended West Philadelphia (Pa.) High School where he was a first team All-Public and second team Daily News All-City Selection in 2014.
- Played offensive and defensive line and helped guide his team to its first PIAA 3A title.
- Son of Louise and Gary Spencer.
- Follow Tart on Instagram @teair215 and on Twitter @speedboy_te715.
- Born Teair Tart on Feb. 28, 1997 in Philadelphia, Pa.

TEAIR TART'S GAME-BY-GAME

2020 Tennessee Titans

Date	Opp	W/L	P/S	Tot Solo	Asst	Sk	- Yds	QBP	TFL	Int- Yds	-TD	PD	FF	FR- Yds	SpT
Sept 14	@ Den	W	PS												
Sept 20	Jax	W	PS												
Sept 27	@ Min	W	PS												
Oct 13	Buf	W	PS												
Oct 18	Hou	W	PS												
Oct 25	Pit	L	PS												
Nov 1	@ Cin	L	PS												
Nov 8	Chi	W	p	0	0	0	0.0	0.0	1	0	0	0	0	0	0
Nov 12	Ind	L	p	0	0	0	0.0	0.0	0	0	0	0	0	1	0
Nov 22	@ Bal	W	p	1	0	1	0.0	0.0	0	0	0	0	0	0	0
Nov 29	@ Ind	W	p	1	1	0	0.0	0.0	1	0	0	0	0	0	0
Dec 6	Cle	L	p	0	0	0	0.0	0.0	0	0	0	0	0	0	0
Dec 13	@ Jax	WSUS													
Dec 20	Det	W	p	1	1	0	0.0	0.0	0	1	0	0	0	0	0
Dec 27	@ GB	L	S	2	0	2	0.0	0.0	0	0	0	0	0	0	0
Jan 3	@ Hou	W	R/C												
Totals	11-5	7/1		5	2	3	0.0	0.0	2	1	0	0	1	0	0
Playoffs															
Jan 10	Bal	L	R/C												
Totals	0-1	0/0		0	0	0	0.0	0.0	0	0	0	0	0	0	0

2021 Tennessee Titans

Date	Opp	W/L	P/S	Tot Solo	Asst	Sk	- Yds	QBP	TFL	Int- Yds	-TD	PD	FF	FR- Yds	SpT
Sept 12	Ari	L	S	2	1	1	0.0	0.0	0	0	0	0	0	0	0
Sept 19	@ Sea	W	S	2	0	2	0.0	0.0	0	0	0	0	0	0	0
Sept 26	Ind	W	S	1	0	1	0.0	0.0	1	0	0	0	0	0	0
Oct 3	@ NYJ	L	S	2	2	0	0.0	0.0	0	1	0	0	0	0	0
Oct 10	@ Jax	W	S	0	0	0	0.0	0.0	0	0	0	0	0	0	0
Oct 18	Buf	W	S	1	1	0	0.0	0.0	1	0	0	0	0	0	0
Oct 24	KC	W	S	2	2	0	0.0	0.0	0	0	0	0	0	0	0
Oct 31	@ Ind	W	IA												
Nov 7	@ LAR	W	S	2	1	1	0.0	0.0	0	0	0	0	0	0	0
Nov 14	NO	W	IA												
Nov 21	Hou	L	S	3	3	0	0.0	0.0	1	1	0	0	0	0	0
Nov 28	@ NE	L	IA												
Dec 12	Jax	W	IA												
Dec 19	@ Pit	L	IA												
Dec 23	SF	W	S	0	0	0	0.0	0.0	0	0	0	0	0	0	0
Jan 2	Mia	W	p	1	0	1	0.0	0.0	0	0	0	0	0	0	0
Jan 9	@ Hou	W	IA												
Totals	12-5	11/10		16	10	6	0.0	0.0	3	2	0	0	0	0	0
Playoffs															
Jan 22	Cin	L	IA												
Totals	0-1	0/0		0	0	0	0.0	0.0	0	0	0	0	0	0	0

TEAIR TART'S NFL STATISTICS

REGULAR SEASON

Year	Team	GP	GS	TACKLES						INTERCEPTIONS					FUMBLES				
				Tot	Solo	Asst	Sk	Yds	QBP	TFL	No	Yds	Lg	TD	PD	FF	FR	Yds	SpT
2020	Tennessee	7	1	5	2	3	0.0	0.0	2	1	0	0	0	0	1	0	0	0	0
2021	Tennessee	11	10	16	10	6	0.0	0.0	3	2	0	0	0	0	0	0	0	0	0
NFL Totals		18	11	21	12	9	0.0	0.0	5	3	0	0	0	0	1	0	0	0	0

PLAYOFFS

Year	Team	GP	GS	TACKLES						INTERCEPTIONS					FUMBLES				
				Tot	Solo	Asst	Sk	Yds	QBP	TFL	No	Yds	Lg	TD	PD	FF	FR	Yds	SpT
2020	Tennessee	0	0	0	0	0	0.0	0.0	0	0	0	0	0	0	0	0	0	0	0
2021	Tennessee	0	0	0	0	0	0.0	0.0	0	0	0	0	0	0	0	0	0	0	0
NFL Totals		0	0	0	0	0	0.0	0.0	0	0	0	0	0	0	0	0	0	0	0

Single-Game Highs

- Tackles - **3 vs. Houston (11/21/21)**
- Tackles For Loss - **1 (Three times, last vs. Houston 11/21/21)**
- Quarterback Pressures - **1 (Five times, last vs. Houston (11/21/21)**
- Passes Defensed - 1 vs. Indianapolis (11/12/20)



99 RASHAD WEAVER

OUTSIDE LINEBACKER • 6'4" • 259 LBS • COLLEGE: PITTSBURGH
ACQUIRED: 4TH ROUND - 2021 • NFL EXPERIENCE (NFL/TITANS): ROOKIE
HOMETOWN: FORT LAUDERDALE, FLA.
GAMES PLAYED/GAMES STARTED: 2/0 (PLAYOFFS: 0/0)

PRO: The Titans selected Rashad Weaver in the fourth round of the 2021 NFL Draft. The 6-foot-4-inch, 259-pound defender is capable of causing disruption in both the run and pass game, and displays a high motor and good length at the position. The Fort Lauderdale, Fla., native was a consensus All-American, a Bednarik Award semifinalist, and earned first-team All-ACC honors as a senior in 2020 after totaling 35 tackles, 14.5 tackles for loss, 7.5 sacks, 12 quarterback pressures, three forced fumbles and a fumble recovery in nine games. In four seasons at Pittsburgh, Weaver's career totals include 110 tackles, 34.5 tackles for loss, 17.0 sacks, nine passes defended, 28 quarterback pressures, five forced fumbles and four fumble recoveries.

CAREER HIGHLIGHTS:

- In 2020, Weaver was named a consensus All-American after garnering first-team All-America honors from four of the NCAA's recognized selectors: Associated Press, American Football Coaches Association, Football Writers Association of America and Walter Camp Football Foundation. He was the 52nd consensus All-American in school history and the first Pitt defensive player to earn that distinction since Aaron Donald in 2013.
- As a senior in 2020, Weaver was a Bednarik Award semifinalist, earned All-ACC honors, and was awarded first-team All-America recognition by CBS Sports, ESPN, Phil Steele and Pro Football Focus after tallying 35 tackles, 14.5 tackles for loss, 7.5 sacks, three forced fumbles and a fumble recovery in nine games.
- In 2018, Weaver led Pitt in sacks (6.5), tackles for loss (14), and fumble recoveries (three). He tied for the ACC lead and ranked sixth nationally in fumble recoveries.

TITANS TIDBITS:

- Prior to being drafted by the Titans, Weaver was introduced to future teammate and fellow pass rusher Bud Dupree. The pair share a financial advisor and were able to form a relationship in Arizona while training at the same facility and discussed ACL recovery.
- Weaver lists rehabbing a torn ACL during the pandemic as the biggest challenge he has had to overcome in his football career. He worked on 'staying focused even not knowing if there was going to be a season and even just finding locations to do my rehab work when everything shut down.'
- He was a member of Pitt's prestigious Blue & Gold Society, an undergraduate organization composed of top students who serve as ambassadors for the university and Pitt Alumni Association.
- Prior to the NFL Draft, Weaver trained in the martial art of Krav Maga.
- Weaver's grandmother has battled multiple sclerosis since he was in a middle school.
- While at Pitt, Weaver participated in the Leukemia & Lymphoma Society's Race to Anyplace Fundraiser with the same girl, Lili, for three consecutive years. Weaver and Lili struck up a friendship and are frequently in touch.
- Weaver and his best friend started a clothing line called Dreams to Reality which can be found on Instagram @d2r.shop.
- Weaver grew up in Indiana but moved to Florida prior to his sophomore year of high school. He wore No. 17 because he played quarterback and wanted a number right before Peyton Manning's No. 18. Weaver circled back to No. 17 in college, and 'I thought it was a cool number for an edge rusher.'

CAREER TRANSACTIONS:

- The Fort Lauderdale, Fla., native was selected by the Titans in the fourth

round (135th overall) of the 2021 NFL Draft.

SEASON RECAPS:

2021 (2/0): Played in two games as a reserve as a rookie and collected two tackles. Placed on injured reserve on Sept. 28 and missed the final 14 regular season games and the postseason contest. Was inactive for the season opener. Made his NFL debut at Seattle (9/19/21).

- Against Arizona (9/12), was inactive.
- At Seattle (9/19), saw action in his first NFL contest as a reserve on special teams and limited snaps at outside linebacker.
- Against Indianapolis (9/26), played as a reserve at outside linebacker and tallied two tackles before leaving the game late in the third quarter with an injury. Combined with Rashaan Evans to stonewall Jonathan Taylor for a one-yard loss on a rush off left guard late in the first quarter.

COLLEGE:

- In four seasons at Pittsburgh (2017-20), Weaver appeared in 35 games with 28 starts. He tallied 110 tackles, 34.5 tackles for loss, 17.0 sacks, nine passes defended, 28 quarterback pressures, five forced fumbles and four fumble recoveries.

AS A SENIOR (2020), started nine games and totaled 35 tackles, 14.5 tackles for loss, 7.5 sacks, 12 quarterback pressures, two passes defended, three forced fumbles and one fumble recovery. Named a consensus All-American after garnering first-team All-America honors from four of the NCAA's recognized selectors: Associated Press, American Football Coaches Association, Football Writers Association of America and Walter Camp Football Foundation. Also earned first-team All-America recognition by CBS Sports, ESPN, Phil Steele and Pro Football Focus. Awarded first team All-ACC honors and was a semifinalist for the Bednarik Award.

- Against Syracuse (9/19), posted seven tackles, three stops for loss and two sacks in his first game since 2018. Named ACC Defensive Lineman of the Week.
- At Clemson (11/28), tallied five tackles, two stops for loss, two sacks, two quarterback pressures and one forced fumble. His second sack of Clemson quarterback Trevor Lawrence forced a fumble that was recovered by Pitt.

AS A JUNIOR (2019), suffered a season-ending injury during training camp.

AS A SOPHOMORE (2018), started all 14 games at defensive end and amassed 47 tackles, 14.0 tackles for loss, 6.5 sacks, 10 quarterback pressures, four passes defended, two forced fumbles and three fumble recoveries. Led the team in tackles for loss, sacks, and fumble recoveries. Tied for the ACC lead and ranked sixth nationally in fumble recoveries.

- Against Penn State (9/8), collected four tackles, 1.5 tackles for loss, one forced fumble and two fumble recoveries.
- At Virginia (11/2), posted four tackles, 2.5 tackles for loss and one sack.

AS A REDSHIRT FRESHMAN (2017), saw action in all 12 games and made five starts. Tallied 28 tackles, six tackles for loss, three sacks, six quarterback pressures and three passes defended.

- Redshirted in 2016.
- Graduated from Pittsburgh in 2020 with a degree in finance and business information systems.

PERSONAL:

- Attended Cooper City (Fla.) High School where he was a two-way player at defensive end and tight end and an all-county selection. Compiled

65 tackles, seven sacks, one pick-six, six passes defended, two forced fumbles, two blocked field goals and two blocked punts.

- Selected to play in the Broward County All-Star Classic and the Florida Athletic Coaches Association North vs. South All-Star Classic.
- Also participated in basketball and was a three-year starter. He played center and power forward.
- Son of Autumn DeLaPorte and Nevin Weaver.
- Has two sisters.
- Follow Weaver on Twitter and Instagram @RashadWeaver.
- Born Rashad Capone Weaver on Nov. 10, 1997 in Marion, Ind.

RASHAD WEAVER'S COLLEGE STATISTICS

REGULAR SEASON		TACKLES									INTERCEPTIONS					FUMBLES		
Year	Team	GP	GS	Tot	Solo	Asst	Sk	Yds	QBP	TFL	No	Yds	Lg	TD	PD	FF	FR	Yds
2017	Pittsburgh	12	5	28	17	11	3.0	12.0	6	6.0	0	0	0	0	3	0	0	0
2018	Pittsburgh	14	14	47	31	16	6.5	37.0	10	14.0	0	0	0	0	4	2	3	20
2020	Pittsburgh	9	9	35	19	16	7.5	36.0	12	14.5	0	0	0	0	2	3	1	5
Totals		35	28	110	67	43	17.0	85.0	28	34.5	0	0	0	0	9	5	4	25

Single-Game Highs

Tackles - 8 at Syracuse (10/7/17)

Tackle For Loss - 3 vs. Syracuse (9/19/20)

Sacks - 2 (Twice, last at Clemson 11/28/20)

Quarterback Pressures - 4 vs. North Carolina State (10/3/20)

Passes Defensed - 2 (Three times, last at Miami (Fla.) 10/17/20)

Forced Fumbles - 1 (Five times, last at Clemson 11/28/20)

Fumble Recoveries - 2 vs. Penn State (9/8/18)

RASHAD WEAVER'S GAME-BY-GAME

2021 Tennessee Titans

Date	Opp	W/L	P/S	Tot	Solo	Asst	Sk	-Yds	QBP	TFL	Int	Yds	TD	PD	FF	FR	Yds	SpT
Sept 12	Ari	L	IA															
Sept 19	@ Sea	W	p	0	0	0	0.0	0.0	0	0	0	0	0	0	0	0	0	0
Sept 26	Ind	W	p	2	0	2	0.0	0.0	0	0	0	0	0	0	0	0	0	0
Oct 3	@ NYJ																	
Oct 10	@ Jax																	
Oct 18	Buf																	
Oct 24	KC																	
Oct 31	@ Ind																	
Nov 7	@ LAR																	
Nov 14	NO																	
Nov 21	Hou																	

Nov 28 @ NE

Dec 12 Jax

Dec 19 @ Pit

Dec 23 SF

Jan 2 Mia

Jan 9 @ Hou

Totals 2-1 2/0 2 0 2 0.0 0.0 0 0 0 0 0 0 0 0 0 0 0

RASHAD WEAVER'S NFL STATISTICS

REGULAR SEASON		TACKLES									INTERCEPTIONS					FUMBLES			
Year	Team	GP	GS	Tot	Solo	Asst	Sk	Yds	QBP	TFL	No	Yds	Lg	TD	PD	FF	FR	Yds	SpT
2021	Tennessee	2	0	2	0	2	0.0	0.0	0	0	0	0	0	0	0	0	0	0	0
NFL Totals		2	0	2	0	2	0.0	0.0	0	0	0	0	0	0	0	0	0	0	0

Single-Game Highs

Tackles - 2 vs. Indianapolis (9/26/21)



15 NICK WESTBROOK-IKHINE

WIDE RECEIVER • 6'2" • 211 LBS • COLLEGE: INDIANA
ACQUIRED: FREE AGENT - 2020 • NFL EXPERIENCE (NFL/TITANS): 2/2
HOMETOWN: LAKE MARY, FLA.
GAMES PLAYED/GAMES STARTED: 30/8 (PLAYOFFS: 2/0)

PRO: The Titans signed Nick Westbrook-Ikhine as a rookie free agent following the 2020 NFL Draft. The 6-foot-2-inch, 211-pounder appeared in 14 games with one start as a rookie in 2020 and caught three passes for 33 yards. The Lake Mary, Fla., native appeared in 52 games with 36 starts and totaled 144 receptions for 2,226 yards with 16 touchdowns over four seasons at Indiana. He ranked sixth in school history in catches, seventh in yardage and touchdowns, and tied for seventh in 100-yard receiving games (six), and became the seventh Hoosier to reach 125 receptions and 2,000 yards.

CAREER HIGHLIGHTS:

- As a rookie in 2020, Westbrook-Ikhine saw action in 14 games with one start and collected three receptions for 33 yards.

CAREER TRANSACTIONS:

- The Lake Mary, Fla., native was signed by the Titans as a rookie free agent on May 7, 2020.
- Waived by the Titans on Sept. 5, 2020 and signed to the practice squad a day later.
- Activated from the practice squad to the active roster standard elevation on Sept. 14, 2020.
- Signed by the Titans from the practice squad to the active roster on Sept. 16, 2020.

SEASON RECAPS:

2021 (16/7, 1/0): Saw action in 16 games with seven starts at wide receiver and ranked second on the team with 38 receptions, 476 receiving yards and four receiving touchdowns, establishing career highs in each category. Collected three special teams tackles on coverage units. Was inactive for one game. Played as a reserve in the postseason contest. Led or tied for the team lead in receptions three times in 2021 (vs. IND, at NE, at PIT). Led the team in receiving yards five times in 2021 (vs. IND, vs. HOU, at NE, at PIT, at HOU). Tied for the team lead in special teams tackles once in 2021 (vs. BUF).

- Against Arizona (9/12), played as a reserve at wide receiver and on special teams. Set up the Titans' first touchdown with a 10-yard catch down to the Cardinals' one-yard line on third-and-10 in the second quarter.
- At Seattle (9/19), saw action as a reserve at wide receiver and on special teams. Caught one pass for six yards. Posted a special teams tackle on coverage units.
- Against Indianapolis (9/26), started at wide receiver and led the with a career-high four catches and a career-best 53 receiving yards with his first career touchdown. Corralled his first career touchdown reception on an 18-yard slant to give the Titans a 14-7 lead in the second quarter. Drew a 30-yard pass interference penalty during the Titans' third touchdown drive early in the fourth quarter.
- At N.Y. Jets (10/3), started at wide receiver and caught three passes for 29 yards.
- At Jacksonville (10/10), was inactive.
- Against Buffalo (10/18), saw action as a reserve at wide receiver and caught three passes for 27 yards. Registered a special teams stop on coverage units. Hauled in all three receptions for 27 yards, including an eight-yard grab on third-and-six during the Titans' game-winning touchdown drive in the fourth quarter.
- Against Kansas City (10/24), saw action as a reserve at wide receiver and on special teams.
- At Indianapolis (10/31), played as a reserve at wide receiver and caught two passes for 16 yards with a touchdown. Posted a special teams tackle on coverage units. Gave the Titans a 21-17 lead with a five-yard

touchdown catch on third-and-four in the third stanza.

- At L.A. Rams (11/7), saw action as a reserve at wide receiver and caught one pass for 14 yards. Extended the Titans' second touchdown drive with a 14-yard grab on third-and-four in the second quarter.
- Against New Orleans (11/14), started at wide receiver and hauled in one reception for 10 yards. Recovered the Saints' onside kick late in the fourth quarter which sealed the victory.
- Against Houston (11/21), led the team with a career-high 107 receiving yards on a career-best seven receptions. Kept the Titans' touchdown drive alive in the third quarter with an 16-yard reception on third-and-nine.
- At New England (11/28), started at wide receiver and tied for the team lead with two receptions for a team-high 25 yards with a touchdown. Cut the Patriots lead to 7-6 with a one-yard touchdown catch from Ryan Tannehill on third-and-one early in the second quarter.
- Against Jacksonville (12/12), started at wide receiver and posted three catches for 31 yards.
- At Pittsburgh (12/19), started at wide receiver and tied for the team lead with four catches for a team-best 32 receiving yards.
- Against San Francisco (12/23), played as a reserve at wide receiver and snared two receptions for 38 yards. Extended the Titans' first scoring drive with a 24-yard reception on third-and-15 in the third quarter.
- Against Miami (1/2), started at wide receiver.
- At Houston (1/9), played as a reserve at wide receiver and led the team with 78 receiving yards on four catches with a touchdown. Hauled in a 29-yard reception over the middle and between two defenders in the opening quarter. Snared a four-yard touchdown pass with 11 seconds remaining in the first half. Got open after Tannehill somehow eluded a sack and snagged a 36-yard completion on third-and-five in the fourth quarter.
- Against Cincinnati (1/22), saw action as a reserve at wide receiver.

2020 (14/1, 1/0): Appeared in 14 games with one start at wide receiver as a rookie and caught three passes for 33 yards. Collected two special teams tackles on coverage units. Was inactive for two games. Saw action as a reserve in the postseason contest and caught two passes for 17 yards and led the team with a special teams tackle. Led or tied for the team lead in special teams tackles twice in 2020 (at HOU, vs. BAL). Made his NFL debut against Jacksonville (9/20/20). Made his first career start against Houston (10/18/20).

- Against Jacksonville (9/20), played as a reserve on special teams and at wide receiver in his first NFL contest.
- Against Buffalo (10/13), played significant snaps as a reserve at wide receiver and notched his first career NFL reception for seven yards.
- Against Houston (10/18), made his first career start at wide receiver and hauled in a two-point conversion in the fourth quarter. Increased the Titans' lead to 29-23 with a two-point conversion grab in the back of the endzone in the fourth quarter.
- At Baltimore (11/22), played as a reserve on special teams and caught one pass from Logan Woodside for seven yards on a fake punt in the second quarter.
- Against Detroit (12/20), played as a reserve on special teams. Notched a tackle on defense and a special teams stop on coverage units. Raced down the field as a gunner and stonewalled Jamal Agnew for a one-yard loss on a punt return in the third quarter. Sniffed out a fake punt and stuffed C.J. Moore one yard short of the first down in the fourth quarter.
- At Green Bay (12/27), saw action as a reserve at wide receiver and on special teams. Hauled in one pass for 19 yards.
- At Houston (1/3), played as a reserve at wide receiver and on special teams in the Titans' division-clinching victory. Notched a special teams tackle on coverage units.

- Against Baltimore (1/10), saw action as a reserve at wide receiver and caught two passes for 17 yards in his postseason debut. Registered a special teams tackle on coverage units.

COLLEGE:

- Appeared 52 games with 36 starts and totaled 144 receptions for 2,226 yards with 16 touchdowns over four seasons at Indiana. Ranked sixth in school history in catches, seventh in yardage and touchdowns, and tied for seventh in 100-yard receiving games (six). Became the seventh Hoosier to reach 125 receptions and 2,000 yards.
- As a senior (2019), appeared in all 13 games and made 12 starts. Caught 42 passes for 572 yards and a team-high five touchdowns. Named as a William V. Campbell Trophy semifinalist.
- As a redshirt junior (2018), started all 12 games and made 42 catches for a team-leading 590 yards and four touchdowns. Named to the Biletnikoff Award Watch List.
- As a junior (2017), received a medical redshirt after suffering a season-ending injury in the season opener.
- As a sophomore (2016), saw action in all 13 games and made 12 starts. Made 54 receptions for 995 yards and six touchdowns, all of which were career-high marks. His 995 yards led the team and ranked seventh on Indiana's single-season list.
- As a freshman (2015), appeared in all 13 games and made six receptions for 69 yards and one touchdown.
- Graduated in December 2019 with a business marketing degree from Indiana.

PERSONAL:

- Attended Lake Mary (Fla.) High School where he was named first team all-state, all-district and All-Central Florida as a senior after he recorded 84

receptions for 1,853 yards and 21 touchdowns.

- Caught 52 passes for 826 yards and 13 scores as a junior.
- Also lettered in track and field and lacrosse.
- Son of Amy and Jeff Nickel.
- Follow Westbrook-Ikhine on Twitter @nick_west15 and on Instagram @nickwestbrook15.
- Born Nicholas Westbrook-Ikhine on March 21, 1997 in Lake Mary, Fla.

NICK WESTBROOK-IKHINE'S GAME-BY-GAME

2020 Tennessee Titans				RECEIVING					
Date	Opp.	W/L	P/S	No	Yds	Avg	Lg	TD	
Sept 14	@ Den	W	IA						
Sept 20	Jax	W	p	0	0	-	0	0	
Sept 27	@ Min	W	p	0	0	-	0	0	
Oct 13	Buf	W	p	1	7	7.0	7	0	
Oct 18	Hou	W	S	0	0	-	0	0	
Oct 25	Pit	L	p	0	0	-	0	0	
Nov 1	@ Cin	L	p	0	0	-	0	0	
Nov 8	Chi	W	p	0	0	-	0	0	
Nov 12	Ind	L	p	0	0	-	0	0	
Nov 22	@ Bal	W	p	1	7	7.0	7	0	
Nov 29	@ Ind	W	p	0	0	-	0	0	
Dec 6	Cle	L	IA						
Dec 13	@ Jax	W	p	0	0	-	0	0	
Dec 20	Det	W	p	0	0	-	0	0	
Dec 27	@ GB	L	p	1	19	19.0	19	0	
Jan 3	@ Hou	W	p	0	0	-	0	0	
Totals		11-5	14/1	3	33	11.0	19	0	
Playoffs									
Jan 10	Bal	L	p	2	17	8.5	12	0	
Totals		0-1	1/0	2	17	8.5	12	0	

2021 Tennessee Titans				RECEIVING					
Date	Opp.	W/L	P/S	No	Yds	Avg	Lg	TD	
Sept 12	Ari	L	p	1	10	10.0	10	0	
Sept 19	@ Sea	W	p	1	6	6.0	6	0	
Sept 26	Ind	W	S	4	53	13.3	18t	1	
Oct 3	@ NYJ	L	S	3	29	9.7	18	0	
Oct 10	@ Jax	W	IA						
Oct 18	Buf	W	p	3	27	9.0	14	0	
Oct 24	KC	W	p	0	0	-	0	0	
Oct 31	@ Ind	W	p	2	16	8.0	11	1	
Nov 7	@ LAR	W	p	1	14	14.0	14	0	
Nov 14	NO	W	S	1	10	10.0	10	0	
Nov 21	Hou	L	p	7	107	15.3	46	0	
Nov 28	@ NE	L	S	2	25	12.5	24	1	
Dec 12	Jax	W	S	3	31	10.3	15	0	
Dec 19	@ Pit	L	S	4	32	8.0	12	0	
Dec 23	SF	W	p	2	38	19.0	24	0	
Jan 2	Mia	W	S	0	0	-	0	0	
Jan 9	@ Hou	W	p	4	78	19.5	36	1	
Totals		12-5	16/7	38	476	12.5	46	4	
Playoffs									
Jan 22	Cin	L	p	0	0	-	0	0	
Totals		0-1	1/0	0	0	-	0	0	

NICK WESTBROOK-IKHINE'S NFL STATISTICS

REGULAR SEASON

Year	Team	RECEIVING			RUSHING								
		GP	GS	No	Yds	Avg	Lg	TD	Att	Yds	Avg	Lg	TD
2020	Tennessee	14	1	3	33	11.0	19	0	0	0	-	0	0
2021	Tennessee	16	7	38	476	12.5	46	4	0	0	-	0	0
NFL Totals		30	8	41	509	12.4	46	4	0	0	-	0	0

PLAYOFFS

Year	Team	RECEIVING			RUSHING								
		GP	GS	No	Yds	Avg	Lg	TD	Att	Yds	Avg	Lg	TD
2020	Tennessee	1	0	2	17	8.5	12	0	0	0	-	0	0
2021	Tennessee	1	0	0	0	-	0	0	0	0	-	0	0
NFL Totals		2	0	2	17	8.5	12	0	0	0	-	0	0

Single-Game Highs

Receptions - **7 vs. Houston (11/21/21)**
 Receiving Yards - **107 vs. Houston (11/21/21)**
 Long Reception - **46 vs. Houston (11/21/21)**
 Receiving Touchdown - **1 (Four times, last at Houston 1/9/22)**

Additional Career Statistics


Tackles - 1 (2020)
 Special Teams Tackles - 2 (2020), **3 (2021)**
 Misc. Tackles - 1 (2020)
 Two-Point Conversions - 1 reception (2020)

Playoff Single-Game Highs

Receptions - 2 vs. Baltimore (1/10/21)
 Receiving Yards - 17 vs. Baltimore (1/10/21)
 Long Reception - 12 vs. Baltimore (1/10/21)

Additional Career Playoff Statistics

Special Teams Tackles - 1 (2020)



33 JORDAN WILKINS

RUNNING BACK • 6'1" • 212 LBS • COLLEGE: MISSISSIPPI
ACQUIRED: FREE AGENT - 2021 • NFL EXPERIENCE (NFL/TITANS): 4/1
HOMETOWN: CORDOVA, TENN.
GAMES PLAYED/GAMES STARTED: 50/4 (PLAYOFFS: 2/0)

PRO: The Titans signed Jordan Wilkins to the practice squad on Dec. 8, 2021 to help bolster the depth and experience of the running backs group. Prior to arriving in Tennessee, the 6-foot-1-inch, 212-pounder appeared in 49 games with four starts during his four seasons with the Indianapolis Colts (2018-21) and recorded 951 yards on 195 rushing attempts and four touchdowns, as well as 35 receptions for 233 yards. The Ole Miss product also spent a portion of the 2021 season on the Jacksonville Jaguars' practice squad. The Cordova, Tenn., native was originally selected by the Colts in the fifth round (169th overall) of the 2018 NFL Draft.

CAREER HIGHLIGHTS:

- Wilkins set career highs in carries (20) and rushing yards (89) while adding one rushing touchdown at Detroit (11/1/20).
- In 2018, Wilkins appeared in all 16 games for the Colts and was one of five rookies to start the season opener.

TITANS TIDBITS:

- Wilkins participated in the NFL's My Cause, My Cleats initiative and represented the Crohn's and Colitis Foundation in honor of his cousin, Micah, who is battling the disease.
- Wilkins nickname in college was Duece Duece
- Wilkins' go to Karaoke song is "Thriller" by Michael Jackson.

CAREER TRANSACTIONS:

- The Cordova, Tenn., native was originally selected by the Indianapolis Colts in the fifth round (169th overall) of the 2018 NFL Draft.
- Waived by the Colts on Oct. 30, 2021.
- Signed by the Jacksonville Jaguars to their practice squad on Nov. 8, 2021.
- Waived by the Jaguars from their practice squad on Dec. 7, 2021.
- Signed by the Titans to their practice squad on Dec. 8, 2021.
- Activated from the practice squad to the active roster standard elevation on Jan. 8, 2022.

SEASON RECAPS:

2021 (4/0 - Indianapolis; 1/0 - Tennessee): Saw action in one contest with the Titans after being signed as a free agent on Dec. 8. Spent four regular season games and the postseason contest on the Titans' practice squad. Appeared in four games for the Colts and was inactive for three contests. Posted one kickoff return for 17 yards and notched a special teams tackle before being released by the Colts on Oct. 30.

- At Tennessee (9/26), had one kickoff return for 17 yards and recorded a special teams tackle as a member of the Colts.
- At Houston (1/9), made his Titans debut as a reserve on special teams.

2020 (15/0 - Indianapolis): Appeared in 15 games as a reserve. Tallied 84 carries for 308 yards and one touchdown, 12 receptions for 105 yards and one kickoff return for three yards.

- Against Minnesota (9/20), rushed for nine times for 40 yards.
- At Detroit (11/1), rushed for a career-high 89 yards on a career-high 20 attempts and a touchdown.

2019 (14/1 - Indianapolis): Saw action in 14 games with one start and totaled 51 carries for 307 yards and two touchdowns to go along with seven receptions for 43 yards.

- At Tennessee (9/15), led the team with 82 rushing yards on five attempts, including a career-long 55-yard rush in the fourth quarter that helped set up the game winning touchdown.

- At New Orleans (12/26), rushed for 10 yards on three carries with a touchdown.
- Against Carolina (12/22), rushed for a season-high 84 yards on nine carries with a touchdown. It was the first time in his career that he scored in back-to-back games.

2018 (16/3, 2/0 - Indianapolis): Appeared in all 16 games with three starts and had 60 carries for 336 yards with a touchdown. Posted 16 receptions for 85 yards during his rookie campaign. Made his NFL postseason debut appearing in two games.

- Against Cincinnati (9/9), became one of five NFL rookies to start in Week One. Rushed for 40 yards on 14 attempts and caught three passes for 21 yards.
- Against Jacksonville (11/11), had one rushing attempt that went for a then career-long 53 yards.
- Against Tennessee (11/18), scored his first career NFL touchdown on an 18-yard run. Finished the game with 30 rushing yards on four attempts with the touchdown.
- At Houston (1/5), made is NFL postseason debut rushing for nine yards on two carries.

COLLEGE:

- Played in 38 games at Ole Miss (2014-17) and rushed for 1,751 yards on 279 attempts and scored 14 touchdowns while also hauling in 32 receptions for 322 yards and one receiving touchdown.
- As a senior (2017), started all 12 games as primary running back and carried the ball 155 times for 1,011 yards with nine touchdowns. Became just the fifth Rebel to surpass the 1,000-yard mark and his 1,011 rushing yards ranks fifth all-time on Ole Miss single season charts.
- As a junior (2016), did not see any action after being ruled ineligible in the preseason.
- As a sophomore (2015), played in every game with two starts at running back and finished fourth on team with 379 rushing yards and third on the squad with four rushing touchdowns. Also posted five catches for 75 yards on the year. Helped the Rebel offense shatter the majority of single-season school records, including most total yards, points, touchdowns and passing yards.
- As a freshman (2014), played in every game at running back and on special teams. Finished second on team with 361 rushing yards on 52 attempts scoring one touchdown, while adding a six-yard catch and a 31-yard touchdown pass.
- Majored in recreation administration at Ole Miss.

PERSONAL:

- Attended St. Benedict at Auburndale High School in Memphis, Tenn., where he became a consensus four-star prospect by all the major recruiting services.
- Was a three-time Division 2-AA all-state selection by the Tennessee Sports Writer Association.
- Rushed for 1,041 yards and 14 touchdowns in just seven games as a senior before suffering a season-ending knee injury.
- Has a son, Kylo Jrue Wilkins.
- His father played football at UT-Martin and his older brother, Trey, played wide receiver at Vanderbilt.
- Follow Wilkins on Instagram at @jordanwilkins20.
- Born Jordan Wilkins on July 18, 1994 in Cordova, Tenn.

JORDAN WILKINS' TITANS GAME-BY-GAME

2021 Tennessee Titans				RUSHING					RECEIVING					Playoffs	
Date	Opp	W/L	P/S	Att	Yds	Avg	Lg	TD	No	Yds	Avg	Lg	TD	Jan 22	Cin
Dec 12	Jax	W	PS												
Dec 19	@ Pit	L	PS												
Dec 23	SF	W	PS												
Jan 2	Mia	W	PS												
Jan 9	@ Hou	W	p	0	0	-	0	0	0	0	-	0	0		
Totals		4-1	1/0	0	0	-	0	0	0	0	-	0	0		

Playoffs														
Jan 22	Cin													
Totals		0-0	0/0	0	0	-	0	0	0	0	0	-	0	0

JORDAN WILKINS' NFL STATISTICS

REGULAR SEASON				RUSHING					RECEIVING				
Year	Team	GP	GS	No	Yds	Avg	Lg	TD	Att	Yds	Avg	Lg	TD
2018	Indianapolis	16	3	60	336	5.6	53	1	16	85	5.3	17	0
2019	Indianapolis	14	1	51	307	6.0	55	2	7	43	6.1	11	0
2020	Indianapolis	15	0	84	308	3.7	22	1	12	105	8.8	24	0
2021	Indianapolis	4	0	0	0	-	0	0	0	0	-	0	0
2021	Tennessee	1	0	0	0	-	0	0	0	0	-	0	0
NFL Totals		50	4	195	951	4.9	55	4	35	233	6.7	24	0

PLAYOFFS				RUSHING					RECEIVING				
Year	Team	GP	GS	No	Yds	Avg	Lg	TD	Att	Yds	Avg	Lg	TD
2018	Indianapolis	2	0	2	9	4.5	6	0	0	0	-	0	0
NFL Totals		2	0	2	9	4.5	6	0	0	0	-	0	0

Single-Game Highs

Rushes - 20 at Detroit (11/1/20)
 Rushing Yards - 89 at Detroit (11/1/20)
 Long Rush - 55 at Tennessee (9/15/19)
 Rushing Touchdowns - 1 (Four times, last at Detroit 11/1/20)
 Receptions - 3 (Three times, last vs. Tennessee 11/29/20)
 Receiving Yards - 35 vs. Tennessee (11/29/20)
 Long Reception - 24 at Detroit (11/1/20)

Additional Statistics

Kickoff Returns - 1 for 7 yards (2018); 1 for 15 yards (2019); 1 for 3 yards (2020); 1 for 17 yards (2021)
 Special Teams Tackles - 1 (2019), 2 (2020), 1 (2021)

Playoff Single-Game Highs

Rushes - 2 at Houston (1/5/19)
 Rushing Yards - 9 at Houston (1/5/19)
 Long Rush - 6 at Houston (1/5/19)

Additional Playoff Statistics

Kickoff Returns - 1 for 11 yards (2018)



5 LOGAN WOODSIDE

QUARTERBACK • 6'1" • 213 LBS • COLLEGE: TOLEDO
ACQUIRED: FREE AGENT - 2018 • NFL EXPERIENCE (NFL/TITANS): 2/2
HOMETOWN: FRANKFORT, KY.
GAMES PLAYED/GAMES STARTED: 11/0 (PLAYOFFS: 0/0)

PRO: Quarterback Logan Woodside spent the first three weeks of the 2018 season with the Titans on the practice squad, and he re-signed with the club during the 2019 offseason following a stint with the Alliance of American Football League's San Antonio Commanders. The 6-foot-1 inch, 213-pounder was originally drafted by the Cincinnati Bengals in the seventh round (249th overall) of the 2018 NFL Draft. A native of Frankfort, Ky., he established program records at Toledo in passing yards (10,514), touchdowns (93), passing efficiency (162.87) and 300-yard games (17) during a four-year career. His 93 touchdown passes ranks fifth all-time in MAC history.

CAREER HIGHLIGHTS:

- In 2020, Woodside made his NFL debut as a reserve at quarterback and appeared in six contests on the season. He completed one seven-yard pass on a fake punt.

TITANS TIDBITS:

- In his free time, he enjoys playing golf and fishing in his home state of Kentucky.
- His hometown of Frankfort, Ky., is a three-hour drive from Nashville.
- During the 2019 offseason, Woodside played for the Alliance of American Football League's San Antonio Commanders. In seven AAF games, he completed 116 of 201 passes for 1,385 yards and seven touchdowns.

CAREER TRANSACTIONS:

- The Frankfort, Ky., native was originally selected by the Cincinnati Bengals in the seventh round (249th overall) of the 2018 NFL Draft.
- Waived by the Bengals on Sept. 1, 2018.
- Signed by the Titans to the practice squad on Sept. 3, 2018.
- Released by the Titans from the practice squad on Sept. 25, 2018.
- Re-signed by the Titans on April 8, 2019.
- Waived by the Titans on Aug. 31, 2019, and signed to the team's practice squad a day later.
- Signed by the Titans to a future's contract on Jan. 20, 2020.

SEASON RECAPS:

2021 (5/0, 0/0): Saw action as a reserve in five games. Dressed but did not play as the backup quarterback in 11 regular season games and the postseason contest. Missed one game on the reserve/COVID-19 list.

- Against Arizona (9/12), did not play as the backup quarterback.
- At Seattle (9/19), did not play as the backup quarterback.
- Against Indianapolis (9/26), did not play as the backup quarterback.
- At N.Y. Jets (10/3), did not see action as the backup quarterback.
- At Jacksonville (10/10), did not play as the backup quarterback.
- Against Buffalo (10/18), did not play as the backup quarterback.
- Against Kansas City (10/24), entered the game as a reserve for the final drive and knelt down once.
- At Indianapolis (10/31), took the final snap of regulation, a kneel down, after Ryan Tannehill left the game briefly with an injury.
- At L.A. Rams (11/7), took the final kneel down snap on the last play of the game.
- Against New Orleans (11/14), did not play as the backup quarterback.
- Against Houston (11/21), did not play as the backup quarterback.
- At New England (11/28), missed the game on the reserve/COVID-19 list.
- Against Jacksonville (12/12), saw action as the backup quarterback for the final three kneel downs.
- At Pittsburgh (12/19), did not play as the backup quarterback.
- Against San Francisco (12/23), did not play as the backup quarterback.
- Against Miami (1/2), saw action as a reserve late in the fourth quarter.

- At Houston (1/9), did not play as the backup quarterback.
- Against Cincinnati (1/22), did not play as the backup quarterback.

2020 (6/0, 0/0): Saw action as a reserve at quarterback in six games and completed one of three passes for seven yards. Rushed seven times for 10 yards. Did not play as the backup quarterback in 10 regular season games and the postseason contest. Appeared in his first career NFL contest against Indianapolis (11/12/20).

- Against Indianapolis (11/12), made his NFL debut as a reserve late in the fourth quarter but did not attempt a pass.
- At Baltimore (11/22), completed his first career pass on a fake punt with a seven-yard connection to Nick Westbrook-Ikhine in the second quarter.
- At Indianapolis (11/29), entered the game as a reserve for the final series and kneeled three times for minus five yards.
- At Jacksonville (12/13), entered the game at quarterback for the final drive and rushed once for 18 yards on a third-and-one bootleg.
- Against Detroit (12/20), played as a reserve for the final series and kneeled three times for minus three yards.
- At Green Bay (12/27), entered the game for the final drive of the game and attempted two passes.

2019 (0/0, 0/0): Began the season on the practice squad and was placed on the practice squad injured list in Week 1.

COLLEGE:

- Appeared in 43 games over four seasons at Toledo and set program records for passing yards (10,514), touchdowns (93), passing efficiency (162.87) and 300-yard games (17). He tied for fourth in completion percentage (65.1). Woodside ranks fifth all-time in MAC history with 93 touchdown passes. Completed 759 of 1,166 passes for 10,514 yards and 93 touchdowns, averaging 244.5 yards per game, and also carried the ball 146 times for 88 yards and four touchdowns. Went 29-9 as a starter over four seasons.
- As a senior (2017), appeared in 14 contests and completed 264 of 411 passes for 3,882 yards with 28 touchdowns and eight interceptions. Led the MAC in completion percentage (64.2), passing efficiency (162.2), touchdowns (28), passing yards (3,882), yards per completion (14.7), and yards per attempt (9.45). Named MAC Offensive Player of the Year, earned Vern Smith Leadership Award (MAC MVP), first team All-MAC, and named MAC West Offensive Player of the Week three times. Also named official contender for the Heisman Trophy by the Heisman Trophy Trust. Had six 300-yard passing games as a senior, including one 400-yard game against Tulsa (9/16).
- As a junior (2016), saw action in 13 games and was a first-team All-MAC selection. Completed 289 of 418 passes for 4,129 yards with 45 touchdowns and nine interceptions. His 45 touchdowns led the nation and broke the previous Toledo record of 29. Led the MAC and ranked sixth in the nation in passing yards per game (317.6), second in the MAC and fourth in the nation in completion percentage (69.1) and threw at least three touchdown passes in 12 of 13 games. Named a Heisman Trophy contender by the Heisman Trophy Trust.
- Redshirted in 2015 and retained junior eligibility.
- As a sophomore (2014), appeared in 12 contests and completed 185 of 296 passes for 2,263 yards with 19 touchdowns and eight interceptions. Ranked fourth in the MAC in passing efficiency (142.5) and completion percentage (62.5).
- As a freshman (2013), played in four games with one start as a true freshman. Completed 21 of 41 attempts for 240 yards and one touchdown.
- Graduated from Toledo in 2016 with a degree in marketing.

PERSONAL:

- Attended Franklin County (Ky.) High School and earned first-team all-state honors from MaxPreps as a senior.
- As a senior, completed 138 of 212 passes for 2,951 yards and a school record 41 touchdowns. Led his school to a 12-1 record and advanced to the third round of state playoffs. Rushed for 428 yards and nine touchdowns, and added 65.5 tackles, five interceptions and 13 passes defended on defense.
- As a junior, threw for 2,560 yards and 29 touchdowns. Rushed for 417 yards and seven touchdowns.
- Son of Jason Woodside and Emily Cleveland.
- Has one step-brother, Tyler Cleveland.
- Born Logan Miles Woodside on Jan. 27, 1995 in Frankfort, Ky.

LOGAN WOODSIDE'S GAME-BY-GAME

2020 Tennessee Titans				PASSING										RUSHING					COMBINED RUSH + PASS			
Date	Opp	W/L	P/S	Att	Cmp	Pct	Yds	Yds/Att	TD	Int	Lg	Sk	Lst	Rating	Att	Yds	Avg	Lg	TD	Yards	Touchdowns	
Sept 14	@ Den	W	DNP																			
Sept 20	Jax	W	DNP																			
Sept 27	@ Min	W	DNP																			
Oct 13	Buf	W	DNP																			
Oct 18	Hou	W	DNP																			
Oct 25	Pit	L	DNP																			
Nov 1	@ Cin	L	DNP																			
Nov 8	Chi	W	DNP																			
Nov 12	Ind	L	p	0	0	-	0	-	0	0	0	0	0	-	0	0	-	0	0	0	0	0
Nov 22	@ Bal	W	p	1	1	100.0	7	7.0	0	0	7	0	0	95.8	0	0	-	0	0	7		7
Nov 29	@ Ind	W	p	0	0	-	0	-	0	0	0	0	0	-	3	-5	-1.7	-1	0	-5		-5
Dec 6	Cle	L	DNP																			
Dec 13	@ Jax	W	p	0	0	-	0	-	0	0	0	0	0	-	1	18	18.0	18	0	18		18
Dec 20	Det	W	p	0	0	-	0	-	0	0	0	0	0	-	3	-3	-1.0	-1	0	-3		-3
Dec 27	@ GB	L	p	2	0	0.0	0	0.0	0	0	0	0	0	39.6	0	0	-	0	0	0		0
Jan 3	@ Hou	W	DNP																			
Totals		11-5	6/0	3	1	33.3	7	2.3	0	0	7	0	0	42.4	7	10	1.4	18	0	17		17
Playoffs																						
Jan 10	Bal	L	DNP																			
Totals		0-1	0/0	0	0	0.0	0	0.0	0	0	0	0	0	0.0	0	0	0.0	0	0	0		0
2021 Tennessee Titans																						
Date	Opp	W/L	P/S	Att	Cmp	Pct	Yds	Yds/Att	TD	Int	Lg	Sk	Lst	Rating	Att	Yds	Avg	Lg	TD	Yards	Touchdowns	
Sept 12	Ari	L	DNP																			
Sept 19	@ Sea	W	DNP																			
Sept 26	Ind	W	DNP																			
Oct 3	@ NYJ	L	DNP																			
Oct 10	@ Jax	W	DNP																			
Oct 18	Buf	W	DNP																			
Oct 24	KC	W	p	0	0	-	0	-	0	0	0	0	0	-	1	-1	-1.0	-1	0	-1		-1
Oct 31	@ Ind	W	p	0	0	-	0	-	0	0	0	0	0	-	1	-1	-1.0	-1	0	-1		-1
Nov 7	@ LAR	W	p	0	0	-	0	-	0	0	0	0	0	-	1	-1	-1.0	-1	0	-1		-1
Nov 14	NO	W	DNP																			
Nov 21	Hou	L	DNP																			
Nov 28	@ NE	L	R/C																			
Dec 12	Jax	W	p	0	0	-	0	-	0	0	0	0	0	-	3	-3	-1.0	-1	0	-3		-3
Dec 19	@ Pit	L	DNP																			
Dec 23	SF	W	DNP																			
Jan 2	Mia	W	p	0	0	-	0	-	0	0	0	0	0	-	0	0	-	0	0	0		0
Jan 9	@ Hou	W	DNP																			
Totals		12-5	5/0	0	0	-	-	-	0	0	0	0	0	-	6	-6	-1.0	-1	0	-6		-6
Playoffs																						
Jan 22	Cin	L	DNP																			
Totals		0-1	0/0	0	0	0.0	0	0.0	0	0	0	0	0	0.0	0	0	0.0	0	0	0		0

LOGAN WOODSIDE'S NFL STATISTICS

REGULAR SEASON			PASSING											RUSHING				
Year	Team	GP/GS	Att	Cmp	Pct	Yds	Yd/Att	TD	INT	Lg	Sk	Yds	Rat	Att	Yds	Avg	Lg	TD
2020	TEN	6/0	3	1	33.3	7	2.3	0	0	7	0	0	42.4	7	10	1.4	18	0
2021	TEN	5/0	0	0	-	0	-	0	0	0	0	0	-	6	-6	-1.0	-1	0
NFL Totals		11/0	3	1	33.3	7	2.3	0	0	7	0	0	42.4	13	4	0.3	18	0

PLAYOFFS			PASSING											RUSHING				
Year	Team	GP/GS	Att	Cmp	Pct	Yds	Yd/Att	TD	INT	Lg	Sk	Yds	Rat	Att	Yds	Avg	Lg	TD
2020	TEN	0/0	0	0	-	0	-	0	0	0	0	0	-	0	0	-	0	0
2021	TEN	0/0	0	0	-	0	-	0	0	0	0	0	-	0	0	-	0	0
NFL Totals		0/0	0	0	-	0	-	0	0	0	0	0	-	0	0	-	0	0

Single-Game Highs

Attempts - 2 at Green Bay (12/27/20)

Completions - 1 at Baltimore (11/22/20)

Passing Yards - 7 at Baltimore (11/22/20)

Touchdown Passes -

Long Completion - 7 at Baltimore (11/22/20)

Completion Percentage -

Passer Rating -

Rushes - 3 (Twice, last vs. Detroit 12/20/20)

Rushing Yards - 18 at Jacksonville (12/13/20)

Long Rush - 18 at Jacksonville (12/13/20)



TENNESSEE
TITANS

UPDATED RECORDS

ALL-PRO AND PRO BOWL LEADERS

Most Associated Press All-Pro Seasons

Bruce Matthews, 7
 Tony Banfield, 3
 Charlie Hennigan, 3
 Al Jamison, 3
 Bob Talamini, 3
 George Webster, 3
 Robert Brazile, 2
Kevin Byard, 2
 Miller Farr, 2
 Don Floyd, 2
 Leon Gray, 2
 Albert Haynesworth, 2
 Mike Munchak, 2

Most Pro Bowl Seasons

(AFL All-Star Game 1962-70; AFC-NFC Pro Bowl 1971-present)

Bruce Matthews, 14
 Mike Munchak, 9
 Elvin Bethea, 8
 Robert Brazile, 7
 Warren Moon, 6
 Bob Talamini, 6
 Earl Campbell, 5
 Jurrell Casey, 5
 Ray Childress, 5
 Charlie Hennigan, 5
 Ken Houston, 5
 Blaine Bishop, 4
 Curley Culp, 4
 Eddie George, 4
 Tony Banfield, 3
 George Blanda, 3
 Miller Farr, 3
 Fred Glick, 3
 Ed Husmann, 3
 Haywood Jeffires, 3
 Chris Johnson, 3
 Jevon Kearse, 3
Brett Kern, 3
Taylor Lewan, 3
 Steve McNair, 3
 Jim Norton, 3
 Bob Schmidt, 3
 Delanie Walker, 3
 George Webster, 3
 Frank Wycheck, 3

Most Consecutive Pro Bowl Seasons

(AFL All-Star Game 1962-70; AFC-NFC Pro Bowl 1971-present)

Bruce Matthews, 14
 Robert Brazile, 7
 Mike Munchak, 7
 Warren Moon, 6
 Bob Talamini, 6
 Jurrell Casey, 5
 Charlie Hennigan, 5
 Earl Campbell, 4
 Ray Childress, 4
 Curley Culp, 4
 Eddie George, 4
 Tony Banfield, 3
 Blaine Bishop, 3
 George Blanda, 3
 Miller Farr, 3
 Fred Glick, 3
 Ed Husmann, 3
 Haywood Jeffires, 3
 Chris Johnson, 3
 Jevon Kearse, 3
Brett Kern, 3
Taylor Lewan, 3
 Bob Schmidt, 3
 Delanie Walker, 3
 George Webster, 3
 Frank Wycheck, 3

ALL-TIME LEAGUE SEASON LEADERS

Rushing Yards

2020: **Derrick Henry**, 378-2,027
 2019: **Derrick Henry**, 303-1,540
 2009: Chris Johnson, 358-2,006
 1980: Earl Campbell, 373-1,934
 1979: Earl Campbell, 368-1,697
 1978: Earl Campbell*, 302-1,450
 1961: Billy Cannon, 200-948

Passing Touchdowns

1990: Warren Moon, 33
 1961: George Blanda, 36

Passer Rating

2019: **Ryan Tannehill**, 117.5
 2003: Steve McNair, 100.4

Receptions

1991: Haywood Jeffires, 100
 1964: Charlie Hennigan, 101

Receiving Yards

1975: Ken Burrough, 1,063
 1964: Charlie Hennigan, 1,546
 1961: Charlie Hennigan, 1,746

Touchdowns

1979: Earl Campbell, 19 (19r)
 1961: Bill Groman, 18 (1r, 17p)

Interceptions

2017: **Kevin Byard**, 8
 1979: Mike Reinfeldt, 12
 1967: Miller Farr, 10
 1965: W.K. Hicks, 9
 1963: Fred Glick, 12

Punting (Gross Avg.)

2017: **Brett Kern**, 49.7
 1998: Craig Hentrich, 47.2
 1993: Greg Montgomery, 45.6
 1992: Greg Montgomery, 46.9

Punt Returns

2006: Pacman Jones, 12.9
 1977: Billy Johnson, 15.4
 1975: Billy Johnson, 15.3
 1964: Bobby Jancik, 18.3

Kickoff Returns

2018: Darius Jennings, 31.7
 1967: Zeke Moore*, 28.9
 1963: Bobby Jancik, 29.3
 1962: Bobby Jancik*, 30.3
 1960: Ken Hall, 31.3

* Rookie

ALL-TIME TEAM LEADERS BY CATEGORY

CAREER RUSHING YARDS

Player	Years	Att	Yds	Avg	Lg	TD
1. Eddie George	1996-03	2,733	10,009	3.7	76	64
2. Earl Campbell	1978-84	1,979	8,574	4.3	81t	73
3. Chris Johnson	2008-13	1,742	7,965	4.6	94t	50
4. Derrick Henry	2016-21	1,401	6,797	4.9	99t	65
5. Lorenzo White	1988-94	1,000	4,079	4.1	44	29
6. Hoyle Granger	1966-70,72	773	3,514	4.5	69t	18
7. Steve McNair (QB)	1995-05	614	3,439	5.6	71t	36
8. Mike Rozier	1985-90	910	3,426	3.8	41	27
9. Charles Tolar	1960-66	907	3,277	3.6	40	21
10. Ronnie Coleman	1974-81	700	2,769	4.0	46t	16
11. Chris Brown	2003-07	643	2,757	4.3	52	16
12. LenDale White	2006-09	628	2,349	3.7	80t	24
13. Allen Pinkett	1986-91	561	2,324	4.1	60	21
14. Gary Brown	1991-95	477	2,115	4.4	39t	12
15. Fred Willis	1972-76	603	2,114	3.5	44	11
16. Billy Cannon	1960-63	512	2,111	4.1	64	14
DeMarco Murray	2016-17	477	1,946	4.1	75t	15
18. Rodney Thomas	1995-00	495	1,847	3.7	74t	12
19. Rob Carpenter	1977-81	433	1,788	4.1	77	12
20. Larry Moriarty	1983-86	415	1,624	3.9	80	13

SEASON RUSHING YARDS

Player	Year	Att	Yds	Avg	Lg	TD
1. Derrick Henry	2020	378	2,027	5.4	94t	17
2. Chris Johnson	2009	358	2,006	5.6	91t	14
3. Earl Campbell	1980	373	1,934	5.2	55t	13
4. Earl Campbell	1979	368	1,697	4.6	61t	19
5. Derrick Henry	2019	303	1,540	5.1	74t	16
6. Eddie George	2000	403	1,509	3.7	35t	14
7. Earl Campbell	1978	302	1,450	4.8	81t	13
8. Eddie George	1997	357	1,399	3.9	30	6
9. Earl Campbell	1981	361	1,376	3.8	43	10
10. Eddie George	1996	335	1,368	4.1	76	8
11. Chris Johnson	2010	316	1,364	4.3	76t	11
12. Eddie George	1999	320	1,304	4.1	40	9
13. Earl Campbell	1983	322	1,301	4.0	42	12
14. Eddie George	1998	348	1,294	3.7	37t	5
15. DeMarco Murray	2016	293	1,287	4.4	75t	9
16. Chris Johnson	2012	276	1,243	4.5	94t	6
17. Chris Johnson	2008	251	1,228	4.9	66t	9
18. Lorenzo White	1992	265	1,226	4.6	44	7
19. Travis Henry	2006	270	1,211	4.5	70t	7
20. Hoyle Granger	1967	236	1,194	5.1	67	6

CAREER PASSING YARDS

Player	Years	Att	Cmp	Pct	Yds	Y/A	TD	Int	Lg	Sk	Lst	Rate
1. Warren Moon	1984-93	4,546	2,632	57.9	33,685	7.41	196	166	87t	315	2,403	80.4
2. Steve McNair	1995-05	3,871	2,305	59.5	27,141	7.01	156	103	83t	229	1,398	83.3
3. George Blanda	1960-66	2,784	1,347	48.4	19,149	6.88	165	189	95	-	-	62.5
4. Dan Pastorini	1971-79	2,768	1,426	51.5	16,864	6.09	96	139	85t	222	1,977	61.0
5. Marcus Mariota	2015-19	1,765	1,110	62.9	13,207	7.48	76	44	75	155	992	89.6
6. Ryan Tannehill	2019-21	1,298	873	67.3	10,295	7.93	76	27	91t	102	712	102.0
7. Vince Young	2006-10	1,190	689	57.9	8,098	6.81	42	42	73	75	415	75.7
8. Kerry Collins	2006-10	1,081	613	56.7	6,804	6.29	33	29	80t	36	253	74.6
9. Ken Stabler	1980-81	742	458	61.7	5,190	6.99	27	46	79t	56	518	69.0
10. Pete Beathard	1967-69	822	379	46.1	5,128	6.24	26	51	86t	-	-	51.2
11. Jake Locker	2011-14	709	408	57.5	4,967	7.03	27	22	71t	60	378	79.0
12. Matt Hasselbeck	2011-12	739	457	61.8	4,938	6.68	25	19	80t	33	256	82.0
13. Chris Chandler	1995-96	676	409	60.5	4,559	6.74	33	21	76t	46	326	83.9
14. Cody Carlson	1988-94	659	370	56.1	4,469	6.78	21	28	81	54	374	70.0
15. Don Trull	1964-69	556	249	44.8	3,538	6.36	29	21	-	-	-	67.6
16. Billy Volek	2001-05	517	312	60.3	3,505	6.78	26	13	55t	45	306	86.9
17. Jacky Lee	1960-67	409	210	51.3	3,291	8.05	25	30	98t	-	-	68.2
18. Gifford Nielsen	1978-83	498	273	54.8	3,255	6.54	20	22	48	47	354	70.0
19. Neil O'Donnell	1999-03	367	215	58.6	2,664	7.26	16	11	67	18	144	83.2
Oliver Luck	1983-86	413	233	56.4	2,544	6.16	13	21	66	33	261	64.1

SEASON PASSING YARDS

Player	Year	Att	Cmp	Pct	Yds	Y/A	TD	Int	Lg	Sk	Lst	Rate
1. Warren Moon	1991	655	404	61.7	4,690	7.16	23	21	61t	23	174	81.7
2. Warren Moon	1990	584	362	62.0	4,689	8.03	33	13	87t	36	252	96.8
3. Ryan Tannehill	2020	481	315	65.5	3,819	7.94	33	7	75	24	173	106.5
4. Ryan Tannehill	2021	531	357	67.2	3,734	7.03	21	14	57t	47	327	89.6
5. Warren Moon	1989	464	280	60.3	3,631	7.83	23	14	55	35	267	88.9
6. Matt Hasselbeck	2011	518	319	61.6	3,571	6.89	18	14	80t	19	153	82.4
7. Warren Moon	1986	488	256	52.5	3,489	7.15	13	26	81t	41	332	62.3
8. Warren Moon	1993	520	303	58.3	3,485	6.70	21	21	80t	34	218	75.2
9. Marcus Mariota	2016	451	276	61.2	3,426	7.60	26	9	60	23	156	95.6
10. Steve McNair	2002	492	301	61.2	3,387	6.88	22	15	55	21	121	84.0
11. Steve McNair	2001	431	264	61.3	3,350	7.77	21	12	71t	37	251	90.2
12. Warren Moon	1984	450	259	57.6	3,338	7.42	12	14	76	47	371	76.9
13. George Blanda	1961	362	187	51.7	3,330	9.20	36	22	-	-	-	91.3
14. George Blanda	1964	505	262	51.9	3,287	6.51	17	27	-	-	-	61.4
15. Marcus Mariota	2017	453	281	62.0	3,232	7.13	13	15	75t	27	173	79.3
16. Steve McNair	1998	492	289	58.7	3,228	6.56	15	10	47	33	176	80.1
17. Steve McNair	2003	400	250	62.5	3,215	8.04	24	7	73	19	108	100.4
18. Ken Stabler	1980	457	293	64.1	3,202	7.01	13	28	79t	27	264	68.7
19. Steve McNair	2005	476	292	61.3	3,161	6.64	16	11	57	20	134	82.4
20. George Blanda	1963	423	224	53.0	3,003	7.10	24	25	-	-	-	70.1

ALL-TIME TEAM LEADERS BY CATEGORY

CAREER RECEPTIONS

Player	Years	No	Yds	Avg	Lg	TD
1. Ernest Givins	1986-94	542	7,935	14.6	83t	46
2. Haywood Jeffires	1987-95	515	6,119	11.9	87t	47
3. Frank Wycheck (TE)	1995-03	482	4,958	10.3	42	27
4. Drew Hill	1985-91	480	7,477	15.6	81t	47
5. Derrick Mason	1997-04	453	6,114	13.5	71t	37
6. Charlie Hennigan	1960-66	410	6,823	16.6	80t	51
7. Ken Burrough	1971-81	408	6,907	16.9	85t	47
8. Delanie Walker (TE)	2013-19	381	4,423	11.6	68	28
9. Curtis Duncan	1987-93	322	3,935	12.2	72	20
10. Nate Washington	2009-14	307	4,591	15.0	80t	28
11. Kendall Wright	2012-16	280	3,244	11.6	52t	18
12. Drew Bennett	2001-06	273	4,033	14.8	55	25
13. Chris Johnson (RB)	2008-13	272	2,003	7.4	69t	8
14. Eddie George (RB)	1996-03	259	2,144	8.3	54	10
15. Bo Scaife (TE)	2005-10	251	2,383	9.5	44	12
16. Corey Davis	2017-20	207	2,851	13.8	75t	11
17. Tim Smith	1980-86	206	3,107	15.1	75t	12
18. Alvin Reed (TE)	1967-72	199	2,818	14.2	60	11
19. A.J. Brown	2019-21	185	2,995	16.2	91t	24
20. Webster Slaughter	1992-94	184	2,236	12.2	57	11
Lorenzo White (RB)	1988-94	184	1,674	9.1	69t	6

SEASON RECEPTIONS

Player	Year	No	Yds	Avg	Lg	TD
1. Charlie Hennigan	1964	101	1,546	15.3	53	8
2. Haywood Jeffires	1991	100	1,181	11.8	44	7
3. Derrick Mason	2004	96	1,168	12.2	37t	7
4. Derrick Mason	2003	95	1,303	13.7	50t	8
5. Delanie Walker	2015	94	1,088	11.6	61t	6
Kendall Wright	2013	94	1,079	11.5	45	2
7. Drew Hill	1991	90	1,109	12.3	61t	4
Haywood Jeffires	1992	90	913	10.1	47	9
9. Tim Smith	1983	83	1,176	14.2	47t	6
10. Curtis Duncan	1992	82	954	11.6	72	1
Charlie Hennigan	1961	82	1,746	21.3	80	12
12. Drew Bennett	2004	80	1,247	15.6	48t	11
Butch Woolfolk	1985	80	814	10.2	80t	4
14. Derrick Mason	2002	79	1,012	12.8	40	5
15. Webster Slaughter	1993	77	904	11.7	41	5
16. Delanie Walker	2017	74	807	10.9	42	3
Drew Hill	1990	74	1,019	13.8	57	5
Haywood Jeffires	1990	74	1,048	14.2	87t	8
Nate Washington	2011	74	1,023	13.8	57	7
20. Derrick Mason	2001	73	1,128	15.5	71t	9

CAREER RECEIVING YARDS

Player	Years	No	Yds	Avg	Lg	TD
1. Ernest Givins	1986-94	542	7,935	14.6	83t	46
2. Drew Hill	1985-91	480	7,477	15.6	81t	47
3. Ken Burrough	1971-81	408	6,906	16.9	85t	47
4. Charlie Hennigan	1960-66	410	6,823	16.6	83	51
5. Haywood Jeffires	1987-95	515	6,119	11.9	87t	47
6. Derrick Mason	1997-04	453	6,114	13.5	71t	37
7. Frank Wycheck	1995-03	482	4,958	10.3	42	27
8. Nate Washington	2009-14	307	4,591	15.0	80t	28
9. Delanie Walker	2013-19	381	4,423	11.6	68	28
10. Drew Bennett	2001-06	273	4,033	14.8	55t	25
11. Curtis Duncan	1987-93	322	3,935	12.2	72	20
12. Chris Sanders	1995-01	177	3,285	18.6	83t	17
13. Kendall Wright	2012-16	280	3,244	11.6	52t	18
14. Tim Smith	1980-86	206	3,107	15.1	75t	12
15. Charley Frazier	1962-68	179	3,060	17.1	80	22
16. A.J. Brown	2019-21	185	2,995	16.2	91t	24
17. Bill Groman	1960-62	143	2,976	20.8	80	32
18. Corey Davis	2017-20	207	2,851	13.8	75t	11
19. Alvin Reed	1967-72	199	2,818	14.2	60	11
20. Kenny Britt	2009-13	157	2,450	15.6	80t	19

SEASON RECEIVING YARDS

Player	Year	No	Yds	Avg	Lg	TD
1. Charlie Hennigan	1961	82	1,746	21.3	80	12
2. Charlie Hennigan	1964	101	1,546	15.3	53	8
3. Bill Groman	1960	72	1,473	20.5	-	12
4. Derrick Mason	2003	95	1,303	13.7	50t	8
5. Drew Bennett	2004	80	1,247	15.6	48t	11
6. Haywood Jeffires	1991	100	1,181	11.8	44	7
7. Tim Smith	1983	83	1,176	14.2	47t	6
8. Bill Groman	1961	50	1,175	23.5	80	17
9. Drew Hill	1985	64	1,169	18.3	57t	9
10. Derrick Mason	2004	96	1,168	12.2	37t	7
11. Drew Hill	1988	72	1,141	15.8	57t	10
Tim Smith	1984	69	1,141	16.5	75t	4
13. Charley Frazier	1966	57	1,129	19.8	79	12
14. Derrick Mason	2001	73	1,128	15.5	71t	9
15. Drew Hill	1986	65	1,112	17.1	81t	5
16. Drew Hill	1991	90	1,109	12.3	61t	4
17. Delanie Walker	2015	94	1,088	11.6	61t	6
18. Kendall Wright	2013	94	1,079	11.5	45	2
19. A.J. Brown	2020	70	1,075	15.4	73t	11
20. Ken Burrough	1975	53	1,063	20.1	77t	8

CAREER SCORING

Player	Years	TD	Rush	Rec	Ret	XPM	FGM	2PT	Points
1. Al Del Greco	1991-00	0	0	0	0	322	246	0	1,060
2. Rob Bironas	2005-13	0	0	0	0	315	239	0	1,032
3. George Blanda	1960-66	4	4	0	0	301	91	0	598
4. Tony Zendejas	1985-90	0	0	0	0	197	117	0	548
5. Ryan Succop	2014-19	0	0	0	0	178	117	0	529
6. Eddie George	1996-03	74	64	10	0	0	0	3	450
7. Earl Campbell	1978-84	73	73	0	0	0	0	0	438
8. Derrick Henry	2016-21	68	65	3	0	0	0	2	412
9. Toni Fritsch	1977-81	0	0	0	0	149	81	0	392
10. Chris Johnson	2008-13	58	50	8	0	0	0	1	350
11. Skip Butler	1972-77	0	0	0	0	122	70	0	332
12. Charlie Hennigan	1960-66	51	0	51	0	0	0	0	306
13. Ken Burrough	1971-81	48	1	47	0	0	0	0	288
Ernest Givins	1986-94	48	1	46	1	0	0	0	288
Haywood Jeffires	1987-95	47	0	47	0	0	0	3	288
16. Drew Hill	1985-91	47	0	47	0	0	0	0	282
17. Derrick Mason	1997-04	40	0	37	3	0	0	1	242
18. Steve McNair	1995-05	36	36	0	0	0	0	3	222
19. Lorenzo White	1988-94	36	29	6	1	0	0	0	216
20. Billy Cannon	1960-63	35	14	20	1	0	0	1	212

ALL-TIME TEAM LEADERS BY CATEGORY

SEASON SCORING

Player	Year	TD	Rush	Rec	Ret	XPM	FGM	2PT	Points
1. Ryan Succop	2017	0	0	0	0	31	35	0	136
Al Del Greco	1998	0	0	0	0	28	36	0	136
3. Rob Bironas	2007	0	0	0	0	28	35	0	133
4. Al Del Greco	1996	0	0	0	0	35	32	0	131
5. Rob Bironas	2008	0	0	0	0	40	29	0	127
6. Al Del Greco	1993	0	0	0	0	39	29	0	126
7. Gary Anderson	2003	0	0	0	0	42	27	0	123
8. Rob Bironas	2011	0	0	0	0	34	29	0	121
9. Randy Bullock	2021	0	0	0	0	42	26	0	120
10. Rob Bironas	2009	0	0	0	0	37	27	0	118
Al Del Greco	2000	0	0	0	0	37	27	0	118
12. Rob Bironas	2013	0	0	0	0	41	25	0	116
13. George Blanda	1960	4	4	0	0	46	15	0	115
Tony Zendejas	1989	0	0	0	0	40	25	0	115
15. Earl Campbell	1979	19	19	0	0	0	0	0	114
Al Del Greco	1995	0	0	0	0	33	27	0	114
Tony Zendejas	1988	0	0	0	0	48	22	0	114
18. Al Del Greco	1997	0	0	0	0	32	27	0	113
19. George Blanda	1961	0	0	0	0	64	16	0	112
20. Joe Nedney	2002	0	0	0	0	36	25	0	111

CAREER KICKOFF RETURNS (YARDS)

Player	Years	No	Yds	Avg	Lg	TD
1. Bobby Jancik	1962-67	158	4,185	26.5	61	0
2. Derrick Mason	1997-04	156	3,496	22.4	101t	1
3. Carl Roaches	1980-84	150	3,276	21.8	97t	2
4. Billy Johnson	1974-80	121	2,902	24.0	81t	2
5. Marc Mariani	2010-13,16	118	2,838	24.1	98t	1
6. Mel Gray	1995-97	111	2,592	23.4	88	0
7. Adam Jones	2005-06	63	1,648	26.2	85	0
8. Zeke Moore	1967-77	64	1,618	25.3	92t	1
9. Darius Reynaud	2012-13	68	1,595	23.5	105t	1
10. Willie Drewrey	1985-93	75	1,581	21.1	50	0
11. Allen Pinkett	1986-91	80	1,577	19.7	48	0
12. Jerry LeVias	1969-70	64	1,538	24.0	87	0
13. Bobby Wade	2005-06	50	1,194	23.9	48	0
14. Billy Cannon	1960-63	46	1,186	25.8	88t	1
15. Leonard Harris	1987-93	53	1,130	21.3	63	0
16. Leon Washington	2013-14	47	1,219	25.9	95	0
17. Chris Carr	2008	35	984	28.1	52	0
18. Mike Archie	1996-98	46	961	20.9	50	0
19. Bob Gresham	1973-74	36	903	25.1	103t	1
20. Willie Tullis	1981-84	38	886	23.3	95t	1

SEASON KICKOFF RETURNS (AVG.)

Player	Year	No	Yds	Avg	Lg	TD
1. Darius Jennings	2018	22	698	31.7	94t	1
2. Ken Hall	1960	19	594	31.3	104t	1
3. Bobby Jancik	1962	24	726	30.3	61	0
4. Bobby Jancik	1963	45	1,317	29.3	53	0
5. Chris Carr	2008	35	984	28.1	52	0
6. Carl Roaches	1981	28	769	27.5	96t	1
7. Billy Johnson	1974	29	785	27.1	67	0
8. Derrick Mason	2000	42	1,132	27.0	66	0
9. Bob Gresham	1973	27	723	26.8	103t	1
10. Adam Jones	2005	43	1,127	26.2	85	0
11. Linzy Cole	1971	32	834	26.1	45	0
12. Adam Jones	2006	20	521	26.1	70	0
13. Bobby Jancik	1966	34	875	25.7	53	0
14. Steve Brown	1983	31	795	25.6	93t	1
15. Marc Mariani	2010	60	1,530	25.5	98t	1
16. Billy Johnson	1977	25	630	25.2	76t	1
17. Alvin Haymond	1973	28	703	25.1	47	0
18. Jerry LeVias	1969	38	940	24.7	87	0
19. Willie Drewrey	1985	26	642	24.7	50	0
20. Zeke Moore	1968	32	787	24.6	45	0

CAREER PUNT RETURNS (YARDS)

Player	Years	No	FC	Yds	Avg	Lg	TD
1. Billy Johnson	1974-80	155	21	2,040	13.2	87t	5
2. Derrick Mason	1997-04	182	94	1,590	8.7	69t	2
3. Carl Roaches	1980-84	151	31	1,095	7.3	68	0
4. Marc Mariani	2010-13,16	102	57	1,054	10.3	87t	2
5. Willie Drewrey	1985-93	104	45	771	7.4	25	0
6. Adam Jones	2005-06	63	11	712	11.3	90t	4
7. Mel Gray	1995-97	69	45	652	9.4	40	0
8. Bobby Jancik	1962-67	67	-	647	9.7	82	1
9. Darius Reynaud	2012-13	49	25	545	11.1	81t	2
10. Jerry LeVias	1969-70	60	19	505	8.4	46	0
11. Kenny Johnson	1986-89	73	32	488	6.7	26	0
12. Adoree' Jackson	2017-20	53	19	464	8.8	46	0
13. Justin McCareins	2001-08	37	21	403	10.9	58t	1
14. Ernest Givins	1986-94	56	-	397	7.1	78t	1
15. Larry Carwell	1967-68	36	6	381	10.6	54	0
16. Dexter McCluster	2014-15	46	29	372	8.1	48	0
17. Fred Glick	1961-66	44	-	326	7.4	-	0
18. Chris Carr	2008	32	20	323	10.1	44	0
19. Chris Davis	2007-08	33	13	299	9.1	39	0
20. Chester Rogers	2021	30	20	293	9.8	55	0

SEASON PUNT RETURNS (AVG.)

Player	Year	No	FC	Yds	Avg	Lg	TD
1. Billy Johnson	1977	35	8	539	15.4	87t	2
2. Billy Johnson	1975	40	1	612	15.3	83t	3
3. Billy Johnson	1974	30	3	409	13.6	49	0
4. Darius Reynaud	2012	31	17	410	13.2	81t	2
5. Derrick Mason	2000	51	17	662	13.0	69t	1
6. Adam Jones	2006	34	3	440	12.9	90t	3
7. Marc Mariani	2010	27	17	329	12.2	87t	1
8. Justin McCareins	2003	29	17	330	11.4	58t	1
9. Marc Mariani	2011	46	18	490	10.7	79t	1
10. Billy Johnson	1976	38	9	403	10.6	46	0
11. Mel Gray	1995	30	20	303	10.1	20	0
12. Chris Carr	2008	32	20	323	10.1	44	0
13. Chester Rogers	2021	30	20	293	9.8	55	0
14. Chris Davis	2007	31	12	293	9.5	39	0
15. Adam Jones	2005	29	8	272	9.4	52t	1
16. Mel Gray	1996	22	15	205	9.3	40	0
Adoree' Jackson	2018	16	9	148	9.3	26	0
18. Dexter McCluster	2015	24	15	217	9.0	37	0
19. Fred Glick	1963	19	-	171	9.0	22	0
20. Willie Drewrey	1985	24	10	215	9.0	23	0

ALL-TIME TEAM LEADERS BY CATEGORY

CAREER PUNTING (PUNTS)

Player	Years	Punt	Blk	Yds	Avg	TB	In20	Lg	NetAvg
1. Brett Kern	2009-21	923	5	42,333	45.9	48	373	79	40.8
2. Craig Hentrich	1998-09	861	1	36,926	42.9	95	295	78	37.2
3. Jim Norton	1960-68	522	7	21,961	42.1	-	-	79	-
4. Cliff Parsley	1977-82	431	3	17,136	39.8	33	85	62	32.3
5. Dan Pastorini	1971-79	316	1	12,530	39.7	-	-	74	-
6. Greg Montgomery	1988-93	310	6	13,529	43.6	35	74	77	36.6
7. Lee Johnson	1985-87	212	0	8,739	41.2	20	53	66	35.1
8. John James	1982-84	198	1	7,878	39.8	15	36	56	32.4
9. Rich Camarillo	1994-95	173	1	7,280	42.1	17	61	60	35.7
10. Reggie Roby	1996-97	140	1	6,022	43.0	8	50	68	36.7

SEASON PUNTING (AVERAGE)

Player	Year	Punt	Blk	Yds	Avg	TB	In20	Lg	NetAvg
1. Brett Kern	2017	75	0	3,728	49.7	5	28	74	44.6
2. Brett Kern	2012	81	2	3,855	47.6	5	30	71	40.4
3. Brett Kern	2015	88	0	4,175	47.4	1	34	61	40.3
4. Craig Hentrich	1998	69	0	3,258	47.2	11	18	71	39.2
5. Brett Kern	2019	78	0	3,672	47.1	2	37	70	43.1
Brett Kern	2018	74	1	3,483	47.1	3	39	62	41.7
7. Greg Montgomery	1992	53	2	2,487	46.9	9	14	66	37.3
8. Brett Kern	2014	88	1	4,118	46.8	7	28	79	40.8
9. Brett Kern	2020	37	0	1,695	45.8	3	22	66	41.5
10. Greg Montgomery	1993	54	0	2,462	45.6	5	13	77	39.1

CAREER INTERCEPTIONS

Player	Years	No	Yds	Avg	Lg	TD
1. Jim Norton	1960-68	45	592	13.2	56	1
2. Cris Dishman	1988-96	31	348	11.2	43	1
3. Fred Glick	1961-66	30	390	13.0	45	1
4. Tony Banfield	1960-65	27	224	8.3	58	0
W.K. Hicks	1964-69	27	457	16.9	62	0
Darryll Lewis	1991-98	27	540	20.0	98t	5
7. Mike Reinfeldt	1976-83	26	375	14.4	39	0
8. Michael Griffin	2007-15	25	328	13.1	83t	1
Ken Houston	1967-72	25	650	26.0	78	9
10. Zeke Moore	1967-77	24	444	18.5	74	2
11. Kevin Byard	2016-21	23	276	12.0	33	1
Willie Alexander	1971-79	23	379	16.5	95t	1
Samari Rolle	1998-04	23	349	15.2	81t	1
14. Marcus Robertson	1991-00	22	428	19.5	69	0
15. Gregg Bingham	1973-84	21	279	13.3	54	0
16. Keith Bulluck	2000-09	19	192	10.1	35	1
Miller Farr	1967-69	19	416	21.9	67	5
18. Steve Brown	1983-90	18	264	14.7	44t	1
19. Andre Dyson	2001-04	16	260	16.3	51t	3
Bubba McDowell	1989-94	16	190	11.9	26t	1
Chris Hope	2006-11	16	266	16.6	61t	1

SEASON INTERCEPTIONS

Player	Year	No	Yds	Avg	Lg	TD
1. Fred Glick	1963	12	180	15.0	45	1
Mike Reinfeldt	1979	12	205	17.1	39	0
3. Miller Farr	1967	10	264	26.4	67	3
4. W.K. Hicks	1965	9	156	17.3	31	0
Ken Houston	1971	9	220	24.4	48t	4
Jim Norton	1961	9	150	16.7	36	0
7. Kevin Byard	2017	8	130	16.3	33	0
Tony Banfield	1961	8	136	17.0	58	0
<i>Pete Jaquess</i>	<i>1964</i>	<i>8</i>	<i>141</i>	<i>17.6</i>	<i>98t</i>	<i>1</i>
Richard Johnson	1990	8	100	12.5	35	1
Jim Norton	1962	8	75	9.4	36	0
12. Tony Banfield	1963	7	21	3.0	14	0
Michael Griffin	2008	7	172	24.6	83t	1
Jim Norton	1965	7	52	7.4	18	0
Marcus Robertson	1993	7	137	19.6	69	0
Samari Rolle	2000	7	140	20.0	81t	1
Jack Tatum	1980	7	100	14.3	35	0
18. (15 tied with 6)						

CAREER SACKS

Player	Years	No
1. Elvin Bethea	1968-83	105.0
2. Ray Childress	1985-95	75.5
3. Jesse Baker	1979-87	66.0
4. William Fuller	1986-93	59.0
5. Sean Jones	1988-93	57.5
6. Jevon Kearse	1999-03, 08-09	52.0
7. Jurrell Casey	2011-19	51.0
8. Robert Brazile	1975-84	48.0
9. Ted Washington	1973-82	45.0
10. Derrick Morgan	2010-18	44.5
11. Kyle Vanden Bosch	2005-09	38.5
12. Harold Landry III	2018-21	31.0
Curley Culp	1974-80	31.0

SEASON SACKS

Player	Year	No
1. Elvin Bethea	1973	17.0
2. <i>Jesse Baker</i>	<i>1979</i>	<i>15.5</i>
3. William Fuller	1991	15.0
4. Elvin Bethea	1976	14.5
<i>Jevon Kearse</i>	<i>1999</i>	<i>14.5</i>
6. Elvin Bethea	1971	13.0
Ray Childress	1992	13.0
Sean Jones	1993	13.0
9. Jason Babin	2010	12.5
Sean Jones	1990	12.5
Kyle Vanden Bosch	2005	12.5

ALL-TIME TEAM LEADERS BY CATEGORY

CAREER TACKLES (SINCE 1974)

Player	Years	No
1. Gregg Bingham	1973-84	1,970
2. Robert Brazile	1975-84	1,281
3. Keith Bulluck	2000-09	1,265
4. Michael Griffin	2007-15	912
5. Ted Washington	1973-82	907
6. Al Smith	1987-96	877
7. John Grimsley	1984-90	836
8. Blaine Bishop	1993-01	788
9. Ray Childress	1985-95	784
10. Steve Kiner	1974-78	738

SEASON TACKLES (SINCE 1974)

Player	Year	No
1. Gregg Bingham	1978	223
2. Gregg Bingham	1980	212
3. Gregg Bingham	1974	206
4. Gregg Bingham	1979	203
5. John Grimsley	1986	199
6. Robert Abraham	1984	198
7. Gregg Bingham	1976	191
8. Gregg Bingham	1977	190
9. Gregg Bingham	1975	185
Robert Brazile	1978	185

YEAR-BY-YEAR LEADERS

RUSHING

Year	Player	Att	Yds	Avg	Lg	TD
1960	Billy Cannon	152	644	4.2	39	1
1961	Billy Cannon	200	948	4.7	61t	6
1962	Charles Tolar	244	1,012	4.1	25	7
1963	Charles Tolar	194	659	3.4	33	3
1964	Sid Blanks	145	756	5.2	91t	6
1965	Ode Burrell	130	528	4.1	63	3
1966	Ode Burrell	122	406	3.3	45	0
1967	Hoyle Granger	236	1,194	5.1	67t	6
1968	Hoyle Granger	202	848	4.2	47	7
1969	Hoyle Granger	186	740	4.0	23	3
1970	Joe Dawkins	124	517	4.2	49t	2
1971	Robert Holmes	112	323	2.9	31	4
1972	Fred Willis	134	461	3.4	43	0
1973	Fred Willis	171	579	3.4	25	4
1974	Willie Rodgers	122	413	3.4	20	5
1975	Ronnie Coleman	175	790	4.5	46t	5
1976	Ronnie Coleman	171	684	4.0	39	2
1977	Ronnie Coleman	185	660	3.6	22	5
1978	Earl Campbell	302	1,450	4.8	81t	13
1979	Earl Campbell	368	1,697	4.6	61t	19
1980	Earl Campbell	373	1,934	5.2	55t	13
1981	Earl Campbell	361	1,376	3.9	43	10
1982	Earl Campbell	157	538	3.4	22	2
1983	Earl Campbell	322	1,301	4.0	42	12
1984	Larry Moriarty	189	785	4.2	51	6
1985	Mike Rozier	133	462	3.5	30	8
1986	Mike Rozier	199	662	3.3	19t	4
1987	Mike Rozier	229	957	4.2	41	3
1988	Mike Rozier	251	1,002	4.0	28	10
1989	Alonzo Highsmith	128	531	4.1	25	4
1990	Lorenzo White	168	702	4.2	22	8
1991	Allen Pinkett	171	720	4.2	32	9
1992	Lorenzo White	265	1,226	4.6	44	7
1993	Gary Brown	195	1,002	5.1	26	6
1994	Lorenzo White	191	757	4.0	33	3
1995	Rodney Thomas	251	947	3.8	74t	5
1996	Eddie George	335	1,368	4.1	76	8
1997	Eddie George	357	1,399	3.9	30	6
1998	Eddie George	348	1,294	3.7	37t	5
1999	Eddie George	320	1,304	4.1	40	9
2000	Eddie George	403	1,509	3.7	35t	14
2001	Eddie George	315	939	3.0	27	5
2002	Eddie George	343	1,165	3.4	35	12
2003	Eddie George	312	1,031	3.3	27	5
2004	Chris Brown	220	1,067	4.9	52	6
2005	Chris Brown	224	851	3.8	38t	5
2006	Travis Henry	270	1,211	4.5	70t	7
2007	LenDale White	303	1,110	3.7	28	7
2008	Chris Johnson	251	1,228	4.9	66t	9
2009	Chris Johnson	358	2,006	5.6	91t	14
2010	Chris Johnson	316	1,364	4.3	76t	11
2011	Chris Johnson	262	1,047	4.0	48t	4
2012	Chris Johnson	276	1,243	4.5	94t	6
2013	Chris Johnson	279	1,077	3.9	30t	6
2014	Bishop Sankey	152	569	3.7	22	2
2015	Antonio Andrews	143	520	3.6	38	3
2016	DeMarco Murray	293	1,287	4.4	75t	9
2017	Derrick Henry	176	744	4.2	75t	5
2018	Derrick Henry	215	1,059	4.9	99t	12
2019	Derrick Henry	303	1,540	5.1	74t	16
2020	Derrick Henry	378	2,027	5.4	94t	17
2021	Derrick Henry	219	937	4.3	76t	10

PASSING

Year	Player	Att	Cmp	Yds	Pct	TD	Int	Avg
1960	George Blanda	363	169	2,413	46.6	24	22	6.7
1961	George Blanda	362	187	3,330	51.7	36	22	9.2
1962	George Blanda	418	197	2,810	47.1	27	42	6.7
1963	George Blanda	423	224	3,003	52.9	24	25	7.0
1964	George Blanda	505	262	3,282	51.9	17	27	6.4
1965	George Blanda	442	186	2,542	42.1	20	30	5.8
1966	George Blanda	271	122	1,764	45.0	17	21	6.4
1967	Pete Beathard	231	94	1,114	40.7	9	14	4.8
1968	Pete Beathard	223	105	1,559	47.1	7	16	6.9
1969	Pete Beathard	370	180	2,455	48.6	10	21	6.4
1970	Charley Johnson	281	144	1,652	51.2	7	12	5.9
1971	Dan Pastorini	270	127	1,702	47.0	7	21	6.3
1972	Dan Pastorini	299	144	1,711	48.2	7	11	5.7
1973	Dan Pastorini	290	154	1,482	53.1	5	17	5.1
1974	Dan Pastorini	247	140	1,571	56.7	10	10	6.4
1975	Dan Pastorini	342	163	2,053	47.7	14	16	6.0
1976	Dan Pastorini	309	167	1,785	53.5	10	10	5.7
1977	Dan Pastorini	319	169	1,987	53.0	13	18	6.2
1978	Dan Pastorini	368	199	2,473	54.1	16	17	6.7
1979	Dan Pastorini	324	163	2,090	50.3	14	18	6.5
1980	Ken Stabler	454	293	3,202	64.5	13	28	7.0
1981	Ken Stabler	285	165	1,988	57.9	14	18	6.9
1982	Archie Manning	125	66	877	52.8	6	6	7.0
1983	Oliver Luck	217	124	1,375	57.1	8	13	6.3
1984	Warren Moon	450	259	3,338	57.6	12	14	7.4
1985	Warren Moon	377	200	2,709	53.1	15	19	7.2
1986	Warren Moon	488	256	3,489	52.5	13	26	7.2
1987	Warren Moon	368	184	2,806	50.0	21	18	7.6
1988	Warren Moon	294	160	2,327	54.4	17	8	7.9
1989	Warren Moon	464	280	3,631	60.3	23	14	7.8
1990	Warren Moon	584	362	4,689	62.0	33	13	8.0
1991	Warren Moon	655	404	4,690	61.7	23	21	7.2
1992	Warren Moon	346	224	2,521	64.7	18	12	7.3
1993	Warren Moon	520	303	3,485	58.3	21	21	6.7
1994	Billy Joe Tolliver	240	121	1,287	50.4	6	7	5.4
1995	Chris Chandler	356	225	2,460	63.2	17	10	6.9
1996	Chris Chandler	320	184	2,099	57.5	16	11	6.6
1997	Steve McNair	415	216	2,665	52.0	14	13	6.4
1998	Steve McNair	492	289	3,228	58.7	15	10	6.5
1999	Steve McNair	331	187	2,179	56.5	12	8	6.6
2000	Steve McNair	396	248	2,847	62.6	15	13	7.2
2001	Steve McNair	431	264	3,350	61.3	21	12	7.8
2002	Steve McNair	492	301	3,387	61.2	22	15	6.9
2003	Steve McNair	400	250	3,215	62.5	24	7	8.0
2004	Billy Volek	357	218	2,486	61.1	18	10	7.0
2005	Steve McNair	476	292	3,161	61.3	16	11	6.6
2006	Vince Young	357	184	2,199	51.5	12	13	6.2
2007	Vince Young	382	238	2,546	62.3	9	17	6.7
2008	Kerry Collins	415	242	2,676	58.3	12	7	6.5
2009	Vince Young	259	152	1,879	58.7	10	7	7.3
2010	Kerry Collins	278	160	1,823	57.6	14	8	6.6
2011	Matt Hasselbeck	518	319	3,571	61.6	18	14	6.9
2012	Jake Locker	314	177	2,176	56.4	10	11	6.9
2013	Ryan Fitzpatrick	350	217	2,454	62.0	14	12	7.0
2014	Zach Mettenberger	179	107	1,412	59.8	8	7	7.9
2015	Marcus Mariota	370	230	2,818	62.2	19	10	7.6
2016	Marcus Mariota	451	276	3,426	61.2	26	9	7.6
2017	Marcus Mariota	453	281	3,232	62.0	13	15	7.1
2018	Marcus Mariota	331	228	2,528	68.9	11	8	7.6
2019	Ryan Tannehill	286	201	2,742	70.3	22	6	9.6
2020	Ryan Tannehill	481	315	3,819	65.5	33	7	7.9
2021	Ryan Tannehill	531	357	3,734	67.2	21	14	7.0

YEAR-BY-YEAR LEADERS

RECEIVING

Year	Player	No	Yds	Avg	Lg	TD
1960	Bill Groman	72	1,473	20.5	80t	12
1961	Charlie Hennigan	82	1,746	21.3	80t	12
1962	Charlie Hennigan	54	867	16.1	75t	8
1963	Charlie Hennigan	61	1,051	17.2	83t	10
1964	Charlie Hennigan	101	1,546	15.3	53t	8
1965	Ode Burrell (RB)	55	650	11.8	52t	4
1966	Charles Frazier	57	1,129	19.8	79t	12
1967	Hoyle Granger (RB)	31	300	9.6	43	3
1968	Alvin Reed (TE)	46	747	16.2	60	5
1969	Alvin Reed (TE)	51	664	13.0	43	2
1970	Alvin Reed (TE)	47	604	12.9	34	2
1971	Jim Beirne	38	550	14.5	40	1
1972	Fred Willis (RB)	45	297	6.6	27	2
1973	Fred Willis (RB)	57	371	6.5	50	1
1974	Ken Burrough	36	492	13.7	51	2
1975	Ken Burrough	53	1,063	20.1	77t	8
1976	Ken Burrough	51	932	18.2	69	7
1977	Ken Burrough	43	816	19.0	85t	8
1978	Ken Burrough	47	624	13.3	44	2
1979	Ken Burrough	40	752	18.8	55t	6
1980	Mike Barber (TE)	59	712	12.1	79t	5
1981	Ken Burrough	40	668	16.7	71t	7
1982	Dave Casper (TE)	36	573	15.9	38	6
1983	Tim Smith	83	1,176	14.2	47t	6
1984	Tim Smith	69	1,141	16.5	75t	4
1985	Butch Woolfolk (RB)	80	814	10.2	80t	4
1986	Drew Hill	65	1,112	17.1	81t	5
1987	Ernest Givins	53	933	17.6	83t	6
1988	Drew Hill	72	1,141	15.8	57t	10
1989	Drew Hill	66	938	14.2	50	8
1990	Haywood Jeffires	74	1,048	14.2	87t	8
	Drew Hill	74	1,019	13.8	57	5
1991	Haywood Jeffires	100	1,181	11.8	44	7
1992	Haywood Jeffires	90	913	10.1	47	9
1993	Webster Slaughter	77	904	11.7	41	5
1994	Webster Slaughter	68	846	12.4	57	2
	Haywood Jeffires	68	783	11.5	50	6
1995	Haywood Jeffires	61	684	11.2	35t	8
1996	Frank Wycheck (TE)	53	511	9.6	29	6
1997	Frank Wycheck (TE)	63	748	11.9	42	4
1998	Frank Wycheck (TE)	70	768	11.0	38	2
1999	Frank Wycheck (TE)	69	641	9.3	35	2
2000	Frank Wycheck (TE)	70	636	9.1	26	4
2001	Derrick Mason	73	1,128	15.5	71t	9
2002	Derrick Mason	79	1,012	12.8	40	5
2003	Derrick Mason	95	1,303	13.7	50t	8
2004	Derrick Mason	96	1,168	12.2	37t	7
2005	Drew Bennett	58	738	12.7	55t	4
2006	Drew Bennett	46	737	16.0	39	3
2007	Justin Gage	55	750	13.6	73	2
	Roydell Williams	55	719	13.1	48	4
2008	Bo Scaife (TE)	58	561	9.7	44	2
2009	Chris Johnson (RB)	50	503	10.1	69t	2
2010	Chris Johnson (RB)	44	245	5.6	25	1
2011	Nate Washington	74	1,023	13.8	57	7
2012	Kendall Wright	64	626	9.8	38	4
2013	Kendall Wright	94	1,079	11.5	45	2
2014	Delanie Walker	63	890	14.1	68	4
2015	Delanie Walker	94	1,088	11.6	61t	6
2016	Rishard Matthews	65	945	14.5	60	9
	Delanie Walker	65	800	12.3	47	7
2017	Delanie Walker	74	807	10.9	42	3
2018	Corey Davis	65	891	13.7	51	4
2019	A.J. Brown	52	1,051	20.2	91t	8
2020	A.J. Brown	70	1,075	15.4	73t	11
2021	A.J. Brown	63	869	13.8	57t	5

SCORING

Year	Player	TD	PAT	FG	Tot
1960	George Blanda	4	46	15	115
1961	George Blanda	0	64	16	112
1962	George Blanda	0	48	11	81
1963	George Blanda	0	37	9	64
1964	George Blanda	0	38	13	76
1965	George Blanda	0	28	11	61
1966	George Blanda	0	39	16	87
1967	John Wittenborn	0	30	14	72
1968	Wayne Walker	0	26	8	50
1969	Roy Gerela	0	29	19	86
1970	Roy Gerela	0	23	18	77
1971	Mark Moseley	0	25	16	73
1972	Skip Butler	0	12	16	51
1973	Skip Butler	0	15	21	66
1974	Skip Butler	0	29	9	56
1975	Skip Butler	0	31	18	85
1976	Skip Butler	0	24	16	72
1977	Toni Fritsch	0	19	12	55
1978	Earl Campbell (RB)	13	0	0	78
1979	Earl Campbell (RB)	19	0	0	114
1980	Toni Fritsch	0	26	19	83
1981	Toni Fritsch	0	32	15	77
1982	Dave Casper (TE)	6	0	0	36
1983	Florian Kempf	0	33	17	84
1984	Joe Cooper	0	13	11	46
1985	Tony Zendejas	0	29	21	92
1986	Tony Zendejas	0	28	22	94
1987	Tony Zendejas	0	32	20	92
1988	Tony Zendejas	0	48	22	114
1989	Tony Zendejas	0	40	25	115
1990	Lorenzo White (RB)	12	0	0	72
1991	Ian Howfield	0	25	13	64
1992	Al Del Greco	0	41	21	104
1993	Al Del Greco	0	39	29	126
1994	Al Del Greco	0	18	16	66
1995	Al Del Greco	0	33	27	114
1996	Al Del Greco	0	35	32	131
1997	Al Del Greco	0	32	27	113
1998	Al Del Greco	0	28	36	136
1999	Al Del Greco	0	43	21	106
2000	Al Del Greco	0	37	27	118
2001	Joe Nedney	0	34	20	94
2002	Joe Nedney	0	36	25	111
2003	Gary Anderson	0	42	27	123
2004	Gary Anderson	0	37	17	88
2005	Rob Bironas	0	30	23	99
2006	Rob Bironas	0	32	22	98
2007	Rob Bironas	0	28	35	133
2008	Rob Bironas	0	40	29	127
2009	Rob Bironas	0	37	27	118
2010	Rob Bironas	0	38	24	110
2011	Rob Bironas	0	34	29	121
2012	Rob Bironas	0	35	25	110
2013	Rob Bironas	0	41	25	116
2014	Ryan Succop	0	27	19	84
2015	Ryan Succop	0	29	14	71
2016	Ryan Succop	0	39	22	105
2017	Ryan Succop	0	31	35	136
2018	Ryan Succop	0	28	26	106
2019	Derrick Henry	18	0	0	108
2020	Derrick Henry	17	0	0	104
2021	Randy Bullock	0	42	26	120

YEAR-BY-YEAR LEADERS

KICKOFF RETURNS

Year	Player	No	Yds	Avg	Lg	TD
1960	Ken Hall	19	594	31.3	104t	1
1961	Billy Cannon	18	439	24.4	47	0
1962	Bobby Jancik	24	726	30.3	61	0
1963	Bobby Jancik	45	1,315	29.3	53	0
1964	Ode Burrell	17	449	26.4	93t	1
1965	Bobby Jancik	18	430	23.9	43	0
1966	Bobby Jancik	34	875	25.7	53	0
1967	Zeke Moore	14	405	28.9	92	1
1968	Zeke Moore	32	787	24.6	45	0
1969	Jerry LeVias	38	940	24.7	87	0
1970	Jerry LeVias	26	598	23.0	37	0
1971	Linzy Cole	32	834	26.1	45	0
1972	<i>Willie Rodgers</i>	17	335	19.7	31	0
1973	Bob Gresham	27	723	26.8	103t	1
1974	<i>Billy Johnson</i>	29	785	27.1	67	0
1975	Billy Johnson	33	798	24.2	81t	1
1976	Billy Johnson	26	579	22.2	53	0
1977	Billy Johnson	25	630	25.2	76t	1
1978	Johnnie Dirden	32	780	24.4	60	0
1979	<i>Richard Ellender</i>	24	514	21.4	35	0
1980	Carl Roaches	37	746	20.2	46	0
1981	Carl Roaches	28	769	27.5	96t	1
1982	Carl Roaches	21	441	21.0	45	0
1983	<i>Steve Brown</i>	31	795	25.6	93t	1
1984	Carl Roaches	30	679	22.6	49	0
1985	<i>Willie Drewrey</i>	26	642	24.7	52	0
1986	Willie Drewrey	25	500	20.0	32	0
	<i>Allen Pinkett</i>	26	519	20.0	48	0
1987	<i>Curtis Duncan</i>	28	546	19.5	62	0
1988	Leonard Harris	34	678	19.9	56	0
1989	Kenny Johnson	21	372	17.7	39	0
1990	Gerald McNeil	27	551	20.4	64	0
1991	Allen Pinkett	26	508	19.5	41	0
1992	Pat Coleman	14	290	20.7	28	0
1993	Willie Drewrey	15	293	19.5	34	0
1994	Todd McNair	23	481	20.9	44	0
1995	Mel Gray	53	1,183	22.3	54	0
1996	Mel Gray	50	1,224	24.5	88	0
1997	<i>Derrick Mason</i>	26	551	21.2	54	0
1998	Mike Archie	42	913	21.7	50	0
1999	Derrick Mason	41	805	19.6	41	0
2000	Derrick Mason	42	1,132	27.0	66	0
2001	Derrick Mason	34	748	22.0	101t	1
2002	<i>John Simon</i>	20	371	18.6	29	0
2003	Jake Schifino	35	703	20.1	39	0
2004	Jason McAddley	38	849	22.3	45	0
2005	<i>Pacman Jones</i>	43	1,127	26.2	85	0
2006	Bobby Wade	50	1,194	23.9	48	0
2007	<i>Michael Griffin</i>	18	422	23.4	48	0
2008	Chris Carr	35	984	28.1	52	0
2009	<i>Kenny Britt</i>	24	523	21.8	56	0
2010	<i>Marc Mariani</i>	60	1,530	25.5	98t	1
2011	Marc Mariani	32	748	23.4	49	0
2012	Darius Reynaud	53	1,240	23.4	105t	1
2013	Leon Washington	16	481	30.1	95	0
2014	Leon Washington	31	738	23.8	52	0
2015	Dexter McCluster	13	285	21.9	32	0
2016	Marc Mariani	26	560	21.5	37	0
2017	<i>Adoree' Jackson</i>	25	578	23.1	57	0
2018	Darius Jennings	22	698	31.7	94t	1
2019	Kalif Raymond	18	403	22.4	45	0
2020	Kalif Raymond	15	275	18.3	30	0
2021	Chester Rogers	14	282	20.1	37	0

PUNT RETURNS

Year	Player	No	Yds	Avg	Lg	TD
1960	<i>Billy Cannon</i>	4	96	24.0	51	0
1961	Billy Cannon	9	70	7.8	20	0
1962	Bobby Jancik	14	164	11.7	21	0
1963	Bobby Jancik	13	145	11.2	56	0
1964	Bobby Jancik	14	220	15.7	82t	1
1965	Bobby Jancik	12	85	7.1	25	0
1966	Ode Burrell	8	76	9.5	29	0
1967	Larry Carwell	9	154	17.1	54	0
1968	Sid Blanks	22	179	8.1	39	0
1969	Jerry LeVias	35	292	8.3	46	0
1970	Jerry LeVias	25	213	8.5	33	0
1971	Linzy Cole	14	107	7.6	31	0
1972	Ken Houston	25	148	5.9	33	0
1973	Jeff Severson	16	126	7.9	74	0
1974	<i>Billy Johnson</i>	30	409	13.6	49	0
1975	Billy Johnson	40	612	15.3	83t	3
1976	Billy Johnson	39	397	10.2	46	0
1977	Billy Johnson	35	539	15.4	87t	2
1978	Ronnie Coleman	16	142	8.9	32	0
1979	<i>Richard Ellender</i>	31	203	6.5	36	0
1980	Carl Roaches	47	384	8.2	68	0
1981	Carl Roaches	39	296	7.6	40	0
1982	Carl Roaches	19	104	5.5	25	0
1983	Carl Roaches	20	159	8.0	23	0
1984	Carl Roaches	26	152	5.8	18	0
1985	<i>Willie Drewrey</i>	24	215	9.0	23	0
1986	Willie Drewrey	25	262	7.7	25	0
1987	Kenny Johnson	24	196	8.2	26	0
1988	Kenny Johnson	30	170	5.7	16	0
1989	Kenny Johnson	19	122	6.4	19	0
1990	Gerald McNeil	30	172	5.7	26	0
1991	Pat Coleman	22	138	6.3	24	0
1992	Webster Slaughter	20	142	7.1	20	0
1993	Willie Drewrey	41	275	6.7	18	0
1994	Ernest Givins	37	210	5.7	78t	1
1995	Mel Gray	30	303	10.1	20	0
1996	Mel Gray	22	205	9.3	40	0
1997	Mel Gray	17	144	8.5	30	0
1998	Derrick Mason	31	228	7.4	25	0
1999	Derrick Mason	26	225	8.7	65t	1
2000	Derrick Mason	51	662	13.0	69t	1
2001	Derrick Mason	20	128	6.4	20	0
2002	<i>John Simon</i>	13	113	8.7	30	0
2003	Justin McCareins	29	330	11.4	58t	1
2004	Derrick Mason	24	93	3.9	13	0
2005	<i>Pacman Jones</i>	29	272	9.4	52t	1
2006	Pacman Jones	34	440	12.9	90t	3
2007	<i>Chris Davis</i>	31	293	9.5	39	0
2008	Chris Carr	32	323	10.1	44	0
2009	Alvin Pearman	11	112	10.2	18	0
2010	<i>Marc Mariani</i>	27	329	12.2	87t	1
2011	Marc Mariani	46	490	10.7	79t	1
2012	Darius Reynaud	31	410	13.2	81t	2
2013	Darius Reynaud	18	135	7.5	35	0
2014	Dexter McCluster	22	155	7.0	48	0
2015	Dexter McCluster	24	217	9.0	37	0
2016	Marc Mariani	29	235	8.1	18	0
2017	<i>Adoree' Jackson</i>	34	290	8.5	46	0
2018	Adoree' Jackson	16	148	9.3	26	0
2019	Adam Humphries	12	78	6.5	21	0
2020	Kalif Raymond	23	208	9.0	40	0
2021	Chester Rogers	30	293	9.8	55	0

YEAR-BY-YEAR LEADERS

INTERCEPTIONS

Year	Player	No	Yds	Avg	Lg	TD
1960	Mark Johnston (CB)	4	42	10.5	33	0
	Dennit Morris (LB)	4	32	8.0	26	0
	Julian Spence (S)	4	5	1.3	5	0
1961	Jim Norton (S)	9	150	16.7	36	0
1962	Jim Norton (S)	8	75	9.4	36	0
1963	Fred Glick (S)	12	180	15.0	40	1
1964	Pete Jaquess (CB)	8	141	17.6	98t	1
1965	W.K. Hicks (CB)	9	156	17.3	31	0
1966	Jim Norton (S)	4	125	31.3	56	0
	Fred Glick (S)	4	47	11.8	41	0
1967	Miller Farr (CB)	10	264	26.4	67	3
1968	Ken Houston (S)	5	160	32.0	66t	2
1969	Miller Farr (CB)	6	48	8.0	35	0
1970	Zeke Moore (CB)	6	85	14.2	32	0
1971	Ken Houston (S)	9	220	24.4	48t	4
1972	Bob Atkins (S)	2	37	18.5	34	0
	John Charles (S)	2	6	3.0	6	0
1973	Guy Roberts (LB)	4	55	13.8	27	0
	Jeff Severson (S)	4	24	6.0	19	0
1974	Bob Atkins (S)	6	85	14.2	36	0
1975	Zeke Moore (CB)	5	137	27.4	74	0
1976	C.L. Whittington (S)	5	103	20.6	50	0
1977	Mike Reinfeldt (S)	5	78	15.6	30	0
1978	Willie Alexander (CB)	5	51	10.2	29	0
1979	Mike Reinfeldt (S)	12	205	17.1	39	0
1980	Jack Tatum (S)	7	100	14.3	35	0
1981	Greg Sterrick (CB)	3	94	31.3	38	0
	Carter Hartwig (DB)	3	78	26.0	36	0
1982	Robert Brazile (LB)	1	31	31.0	31	0
	Gregg Bingham (LB)	1	8	8.0	8	0
	Vernon Pery (S)	1	8	8.0	8	0
1983	Willie Tullis (DB)	5	65	13.0	44	0
1984	Willie Tullis (DB)	4	48	12.0	22	0
1985	Steve Brown (CB)	5	41	8.2	22	0
1986	Allen Lyday (S)	3	24	8.0	24	0
	Patrick Allen (CB)	3	20	6.7	18	0
1987	Keith Bostic (S)	6	-14	-2.3	7	0
1988	Jeff Donaldson (S)	4	29	7.3	23	0
1989	Steve Brown (CB)	5	54	10.8	41	0
1990	Richard Johnson (CB)	8	100	12.5	35	1
1991	Cris Dishman (CB)	6	61	10.2	43	0
1992	Jerry Gray (CB)	6	24	4.0	22	0
1993	Marcus Robertson (S)	7	137	19.6	69	0
1994	Darryll Lewis (CB)	5	57	11.4	20	0
1995	Darryll Lewis (CB)	6	145	24.2	98t	1
1996	Darryll Lewis (CB)	5	103	20.6	53	1
1997	Darryll Lewis (CB)	5	115	23.0	47t	1
	Marcus Robertson (S)	5	127	25.4	48	0
1998	Darryll Lewis (CB)	4	40	10.0	33	0
1999	Samari Rolle (CB)	4	65	16.3	30	0
2000	Samari Rolle (CB)	7	140	20.0	81t	1
2001	Andre Dyson (CB)	3	36	12.0	36	0
	Samari Rolle (CB)	3	3	1.0	3	0
2002	Lance Schulters (S)	6	56	9.3	28	0
2003	Samari Rolle (CB)	6	141	23.5	52	0
2004	Andre Dyson (CB)	6	135	22.5	44	0
2005	Reynaldo Hill (CB)	3	88	29.3	52t	1
2006	Chris Hope (S)	5	105	21.0	61t	1
2007	Keith Bulluck (LB)	5	63	12.6	35	0
2008	Michael Griffin (S)	7	172	24.6	83t	1
2009	Cortland Finnegan (CB)	5	194	38.8	80	1
2010	Michael Griffin (S)	4	50	12.5	28	0
2011	Michael Griffin (S)	2	0	0.0	0	0
	Jason McCourty (CB)	2	52	26.0	30	0
2012	Michael Griffin (S)	4	59	14.8	33	0
	Jason McCourty (CB)	4	29	7.3	28	0
2013	Alterraun Verner (CB)	5	68	13.6	34	1
2014	Jason McCourty (CB)	3	0	0.0	0	0
2015	Zach Brown (LB)	2	45	22.5	45	0
	Coty Sensabaugh (CB)	2	42	21.0	26t	1
2016	Perrish Cox (CB)	3	3	1.0	3	0
2017	Kevin Byard (S)	8	130	16.3	33	0
2018	Kevin Byard (S)	4	1	0.3	1	0
2019	Kevin Byard (S)	5	79	15.8	28	0
2020	Malcolm Butler (CB)	4	111	27.8	68	0
	Amani Hooker (S)	4	11	2.8	6	0
2021	Kevin Byard (S)	5	66	13.2	24t	1

SACKS

Year	Player	Total
1960	Don Floyd (DE)	4
1961	Doug Cline (LB)	6
1962	Ed Husmann (DT)	10
1963	Ed Husmann (DT)	5
	Gary Cutsinger (DE)	5
1964	Ed Husmann (DT)	4
	Don Floyd (DE)	4
1965	Gary Cutsinger (DE)	7
1966	Gary Cutsinger (DE)	5
1967	George Rice (DT)	6
1968	Pat Holmes (DE)	6
1969	Elvin Bethea (DE)	14
1970	Elvin Bethea (DE)	9.5
1971	Elvin Bethea (DE)	13
1972	Mike Tilleman (DT)	12
1973	Elvin Bethea (DE)	17
1974	Ted Washington (LB)	11
1975	Curly Culp (DT)	11.5
1976	Elvin Bethea (DE)	14.5
1977	James Young (DE)	7.5
1978	Elvin Bethea (DE)	8
1979	Jesse Baker (DE)	15.5
1980	Mike Stensrud (DE)	7
1981	Jesse Baker (DE)	10
1982	Jesse Baker (DE)	7.5
1983	Jesse Baker (DE)	5.5
1984	Jesse Baker (DE)	11
1985	Jesse Baker (DE)	5.5
1986	Ray Childress (DE)	5
1987	Ray Childress (DE)	6
1988	Ray Childress (DE)	8.5
	William Fuller (DE)	8.5
1989	Ray Childress (DE)	8.5
1990	Sean Jones (DE)	12.5
1991	William Fuller (DE)	15
1992	Ray Childress (DE)	13
1993	Sean Jones (DE)	13
1994	Lamar Lathon (DE)	8.5
1995	Anthony Cook (DE)	4.5
	Henry Ford (DE)	4.5
1996	Anthony Cook (DE)	7.5
1997	Kenny Holmes (DE)	7
	Gary Walker (DT)	7
1998	Lonnie Marts (LB)	4
1999	Jevon Kearse (DE)	14.5
2000	Jevon Kearse (DE)	11.5
2001	Jevon Kearse (DE)	10.0
2002	Kevin Carter (DE)	10.0
2003	Jevon Kearse (DE)	9.5
2004	Kevin Carter (DE)	6.0
2005	Kyle Vanden Bosch (DE)	12.5
2006	Kyle Vanden Bosch (DE)	6.5
2007	Kyle Vanden Bosch (DE)	12
2008	Albert Haynesworth (DT)	8.5
2009	Jacob Ford (DE)	5.5
2010	Jason Babin (DE)	12.5
2011	Karl Klug (DT)	7.0
2012	Derrick Morgan (DE)	6.5
2013	Jurrell Casey (DT)	10.5
2014	Derrick Morgan (OLB)	6.5
2015	Jurrell Casey (DT)	7.0
	Brian Orakpo (OLB)	7.0
2016	Brian Orakpo (OLB)	10.5
2017	Derrick Morgan (OLB)	7.5
2018	Jurrell Casey (DT)	7.0
2019	Harold Landry III (OLB)	9.0
2020	Harold Landry III (OLB)	5.5
2021	Harold Landry III (OLB)	12.0

YEAR-BY-YEAR LEADERS

TACKLES (SINCE 1974)

Year	Player	Solo	Assist	Total	Year	Player	Solo	Assist	Total
1974	Gregg Bingham (LB)	128	78	206	1999	Blaine Bishop (S)	83	30	113
1975	Gregg Bingham (LB)	110	75	185		Eddie Robinson (LB)	64	49	113
1976	Gregg Bingham (LB)	100	91	191	2000	Randall Godfrey (LB)	97	72	169
1977	Gregg Bingham (LB)	95	95	190	2001	Randall Godfrey (LB)	79	32	111
1978	Gregg Bingham (LB)	109	114	223	2002	Keith Bulluck (LB)	116	64	180
1979	Gregg Bingham (LB)	100	103	203	2003	Keith Bulluck (LB)	110	61	171
1980	Gregg Bingham (LB)	112	100	212	2004	Keith Bulluck (LB)	108	63	171
1981	Gregg Bingham (LB)	112	60	172	2005	Keith Bulluck (LB)	106	44	150
1982	Daryl Hunt (LB)	61	24	85	2006	Keith Bulluck (LB)	107	54	161
1983	Gregg Bingham (LB)	87	48	135	2007	David Thornton (LB)	97	43	140
1984	Robert Abraham (LB)	106	92	198	2008	Keith Bulluck (LB)	83	37	120
1985	Avon Riley (LB)	80	67	147	2009	Stephen Tulloch (LB)	95	37	132
1986	John Grimsley (LB)	112	87	199	2010	Stephen Tulloch (LB)	121	48	169
1987	Al Smith (LB)	46	56	102	2011	Jordan Babineaux (S)	81	36	117
1988	John Grimsley (LB)	70	45	115	2012	Akeem Ayers (LB)	79	31	110
1989	John Grimsley (LB)	73	30	103	2013	Bernard Pollard (S)	93	49	142
1990	Al Smith (LB)	78	26	104	2014	Wesley Woodyard (LB)	66	68	134
1991	Al Smith (LB)	101	45	146	2015	Avery Williamson (LB)	79	58	137
1992	Al Smith (LB)	70	52	122	2016	Avery Williamson (LB)	76	73	149
1993	Al Smith (LB)	67	28	95	2017	Wesley Woodyard (LB)	104	68	172
1994	Al Smith (LB)	97	45	142	2018	Wesley Woodyard (LB)	85	39	124
1995	Blaine Bishop (S)	75	22	97	2019	Rashaan Evans (LB)	84	55	139
1996	Blaine Bishop (S)	73	36	100	2020	Kevin Byard (S)	79	32	111
1997	Barron Wortham (LB)	61	36	97	2021	Kevin Byard (S)	58	30	88
1998	Joe Bowden (LB)	88	57	145					

INDIVIDUAL RECORDS: SERVICE

Number of Games Played in Regular Season

1960-77: 14 games

1978-81, 1983-86, 1988-present: 16 games

1982: 9 games

1987: 15 games

Most Seasons

19	Bruce Matthews, 1983-2001
16	Elvin Bethea, 1968-83
13	Brad Hopkins, 1993-2005
13	Brett Kern , 2009-21
12	Gregg Bingham, 1973-84
12	Mike Munchak, 1982-93
12	Craig Hentrich, 1998-09

Most Seasons, Active

13	Brett Kern , 2009-21
8	Taylor Lewan , 2014-21

Most Games Played

296	Bruce Matthews, 1983-2001
210	Elvin Bethea, 1968-83
197	Brett Kern , 2009-21
194	Brad Hopkins, 1993-2005
177	Craig Hentrich, 1998-2009
173	Gregg Bingham, 1973-84

160	Ray Childress, 1985-95
159	Mike Munchak, 1982-93
157	Keith Bulluck, 2000-09
152	Benji Olson, 1998-2007
151	Al Del Greco, 1991-2000
148	Michael Roos, 2005-14
147	Robert Brazile, 1975-84
146	Ted Thompson, 1975-84
145	Zeke Moore, 1967-77
144	Rob Bironas, 2005-13
144	Ken Burrough, 1971-81
141	Michael Griffin, 2007-15
141	Warren Moon, 1984-93

Most Games Played, Active

197	Brett Kern , 2009-21
-----	-----------------------------

Most Consecutive Games Played

232	Bruce Matthews, 1987-2001
177	Brett Kern , 2009-21
147	Robert Brazile, 1975-84
146	Craig Hentrich, 1998-2007
144	Rob Bironas, 2005-13
135	Beau Brinkley, 2012-20
135	Elvin Bethea, 1968-77
135	Keith Bulluck, 2000-09

134	Gregg Bingham, 1973-81
128	Eddie George, 1996-2003

Most Consecutive Games Played, Active

96	Kevin Byard , 2016-21
----	------------------------------

Most Consecutive Games Started

229	Bruce Matthews, 1987-2001
147	Robert Brazile, 1975-84
135	Elvin Bethea, 1968-77
134	Gregg Bingham, 1973-81
128	Eddie George, 1996-2003
127	Keith Bulluck, 2001-09

Most Consecutive Games Started, Active

88	Kevin Byard , 2016-21
52	Harold Landry III , 2018-21

INDIVIDUAL RECORDS: SCORING

Most Seasons Leading Team

9	Rob Bironas, 2005-13
9	Al Del Greco, 1992-2000
7	George Blanda, 1960-66
5	Ryan Succop, 2014-18
5	Tony Zendejas, 1985-90

Most Consecutive Seasons Leading Team

9	Rob Bironas, 2005-13
9	Al Del Greco, 1992-2000
7	George Blanda, 1960-66

5	Ryan Succop, 2014-18
5	Tony Zendejas, 1985-89

POINTS

Career

1,060	Al Del Greco, 1991-2000 (322 PAT, 246 FG)
1,032	Rob Bironas, 2005-13 (315 PAT, 239 FG)

598	George Blanda, 1960-66 (4 TD, 301 PAT, 91 FG)
548	Tony Zendejas, 1985-90 (197 PAT, 117 FG)
529	Ryan Succop, 2014-19 (178 PAT, 117 FG)
450	Eddie George, 1996-2003 (74 TD, 3 two-point)
438	Earl Campbell, 1978-84 (73 TD)

INDIVIDUAL RECORDS: SCORING

Season

136	Ryan Succop, 2017 (31 PAT, 35 FG)
136	Al Del Greco, 1998 (28 PAT, 36 FG)
133	Rob Bironas, 2007 (28 PAT, 35 FG)
131	Al Del Greco, 1996 (35 PAT, 32 FG)
127	Rob Bironas, 2008 (40 PAT, 29 FG)
126	Al Del Greco, 1993 (39 PAT, 29 FG)
123	Gary Anderson, 2003 (42 PAT, 27 FG)

Most Seasons, 100 or More Points

8	Al Del Greco, 1992-93, 1995-2000
7	Rob Bironas, 2007-13
3	Ryan Succop, 2016-18
2	George Blanda, 1960-61
2	Tony Zendejas, 1988-89
2	Derrick Henry , 2019-20

Season, Rookie

92	Tony Zendejas, 1985 (29 PAT, 21 FG)
86	Roy Gerela, 1969 (29 PAT, 19 FG)
72	Bill Groman, 1960 (12 TD)

Game

30	Billy Cannon, @ N.Y. Titans, 12/10/61 (5 TD)
26	Rob Bironas, @ Hou., 10/21/07 (8 FG, 2 PAT)
26	George Blanda, vs. L.A. Chargers, 9/18/60 (3 TD, 5 PAT, 1 FG)

Game, Opponent

24	Art Powell, @ Oakland, 12/22/63
24	Corey Dillon, @ Cincinnati, 12/4/97
19	Robbie Gould, @ San Francisco, 12/17/17
19	Cody Parkey, @ Philadelphia, 11/23/14
19	Horst Muhlmann, vs. Cincinnati, 12/17/72

Most Consecutive Games Scoring

67	Al Del Greco, 1994-00
46	Rob Bironas, 2006-08

TOUCHDOWNS

Career

74	Eddie George, 1996-2003
73	Earl Campbell, 1978-84
68	Derrick Henry , 2016-21
58	Chris Johnson, 2008-13
51	Charlie Hennigan, 1960-66
48	Kenny Burrough, 1971-81
	Ernest Givins, 1986-94

Season

19	Earl Campbell, 1979
18	Derrick Henry , 2019
18	Bill Groman, 1961

Game

5	Billy Cannon, @ N.Y. Titans, 12/10/61
---	---------------------------------------

Game, Opponent

4	Art Powell, @ Oakland, 12/22/63
4	Bob Hayes, @ Dallas, 12/20/70
4	Corey Dillon, @ Cincinnati, 12/4/97

3	21 times, last by Antonio Brown, @ Pittsburgh, 11/16/17
---	---

Most Consecutive Team Games Scoring TD

8	Bill Groman, 1961
6	DeMarco Murray, 2016
5	Derrick Henry , 2020
5	Derrick Henry , 2019
5	Hoyle Granger, 1967
5	Ken Burrough, 1977
5	Earl Campbell, 1979
5	Earl Campbell, 1983
5	Chris Sanders, 1995
5	Eddie George, 1998-99
5	Kenny Britt, 2010

POINTS AFTER TOUCHDOWNS

Career

322	Al Del Greco, 1991-2000
315	Rob Bironas, 2005-13
301	George Blanda, 1960-66
197	Tony Zendejas, 1985-90
178	Ryan Succop, 2014-19
149	Toni Fritsch, 1977-81

Season

64	George Blanda, 1961
48	George Blanda, 1962
	Tony Zendejas, 1988

Game

8	George Blanda, vs. N.Y. Titans, 10/14/62
7	George Blanda, @ Denver, 11/5/61
7	George Blanda, vs. N.Y. Titans, 11/19/61
7	George Blanda, @ Oakland, 12/22/63
7	Teddy Garcia, vs. Cleveland, 12/9/90

Most Made, Opponent, Game

8	Stephen Gostkowski, @ New England, 10/18/09
7	Mason Crosby, @ Green Bay, 12/23/12
7	Cotton Davidson, @ Oakland, 12/22/63
7	Horst Muhlmann, vs. Cincinnati, 12/17/72
7	Jim Breech, @ Cincinnati, 12/17/89
7	Sebastian Janikowski, @ Oakland, 9/29/02
7	Lawrence Tynes, vs. Kansas City, 12/13/04

Most Consecutive PATs

285	Rob Bironas, 2006-13
229	Al Del Greco, 1993-2000
79	Gary Anderson, 2003-04
76	Al Del Greco, 1991-93
75	Skip Butler, 1972-76

Most Two-Point Conversions, Career

3	Eddie George, 1996-2003
3	Haywood Jeffires, 1987-95
3	Steve McNair, 1995-2005
3	Ryan Tannehill , 2019-2021

Most Two-Point Conversions, Season

3	Haywood Jeffires, 1994
---	------------------------

Most Two-Point Conversions, Game

1	36 times, last by MyCole Pruitt at N.Y. Jets, 10/3/21 (pass)
---	--

Most Two-Point Conversions, Opponent, Game

2	Charles Johnson @ Pittsburgh, 11/1/98 (pass, pass)
---	--

FIELD GOALS

Most Attempted, Career

295	Al Del Greco, 1991-2000
279	Rob Bironas, 2005-13
187	George Blanda, 1960-66
163	Tony Zendejas, 1985-90
140	Ryan Succop, 2014-19
122	Skip Butler, 1972-77

Most Attempted, Season

42	Ryan Succop, 2017
40	Roy Gerela, 1969
39	Al Del Greco, 1998
39	Rob Bironas, 2007
38	Al Del Greco, 1996
37	Tony Zendejas, 1989
35	Al Del Greco, 1997

Most Attempted, Game

8	Rob Bironas, @ Houston, 10/21/07
6	George Blanda, vs. N.Y. Titans, 10/9/60
6	George Blanda, vs. Denver, 9/14/63
6	Skip Butler, @ Cleveland, 10/12/75
6	Al Del Greco, vs. Atlanta, 12/5/93
6	Stephen Gostkowski , @ Minnesota, 9/27/20

Most Attempted, Opponent, Game

7	Tom Dempsey, Philadelphia, 11/12/72
6	Roy Gerela, Pittsburgh, 12/9/73
6	Jim Breech, @ Cincinnati, 11/1/87
6	John Carney, @ San Diego, 9/19/93
6	Sebastian Janikowski, @ Oakland, 11/24/13
6	Robbie Gould, @ San Francisco, 12/17/17
6	Cody Parkey, @ Philadelphia, 11/23/14
6	Blair Walsh, Minnesota, 9/11/16

Most Made, Career

246	Al Del Greco, 1991-2000
239	Rob Bironas, 2005-13
117	Ryan Succop, 2014-19
117	Tony Zendejas, 1985-90
91	George Blanda, 1960-66
81	Toni Fritsch, 1977-81

Most Made, Season

36	Al Del Greco, 1998
35	Ryan Succop, 2017
35	Rob Bironas, 2007
32	Al Del Greco, 1996
29	Al Del Greco, 1993
29	Rob Bironas, 2008
29	Rob Bironas, 2011

INDIVIDUAL RECORDS: SCORING

Most Made, Game

* 8	Rob Bironas, @ Houston, 10/21/07
6	Stephen Gostkowski, @ Minnesota, 9/27/20
5	Ryan Succop, vs. Indianapolis, 10/16/17
5	Al Del Greco, @ Philadelphia, 12/3/2000
5	Roy Gerela, vs. Miami, 9/28/69

* Denotes NFL Record

Most Made, Opponent, Game

6	Robbie Gould, @ San Francisco, 12/17/17
6	Tom Dempsey, vs. Philadelphia, 11/12/72
6	John Carney, @ San Diego, 9/19/93
5	9 times, last by Nick Folk, @ New England, 11/28/21

Most Consecutive Field Goals Made

20	Al Del Greco, 1998-99
20	Rob Bironas, 2007-08
20	Rob Bironas, 2010
20	Rob Bironas, 2011-12
19	Ryan Succop, 2016-17
19	Rob Bironas, 2007
18	Al Del Greco, 1995-96
16	Ryan Succop, 2017
15	Ryan Succop, 2014-15
14	Al Del Greco, 1999-2000
14	Rob Bironas, 2011

Most Consecutive Games With Field Goal Made

20	Rob Bironas, 2009-10
----	----------------------

19	Rob Bironas, 2006-07
13	Rob Bironas, 2011-12
12	Al Del Greco, 1998
12	Gary Anderson, 2003
12	Rob Bironas, 2008
10	George Blanda, 1964-65
10	George Blanda, 1966
10	Ryan Succop, 2016-17

Longest Field Goal

60	Rob Bironas, vs. Indianapolis, 12/3/06
56	Al Del Greco, vs. San Francisco, 10/27/96
56	Rob Bironas, @ Denver, 11/19/07
55	Stephen Gostkowski, @ Minnesota, 9/27/20
55	Rob Bironas, vs. Denver, 10/3/10
55	Rob Bironas, vs. Houston, 12/29/13
55	George Blanda, vs. San Diego, 12/3/61
54	Stephen Gostkowski, @ Minnesota, 9/27/20
54	George Blanda, @ Oakland, 11/11/62
54	Skip Butler, @ Buffalo, 9/19/76
54	Al Del Greco, vs. Kansas City, 9/20/92
54	Ryan Succop, @ Buffalo, 10/7/18

Longest Field Goal, Opponent

64	Matt Prater, @ Denver, 12/8/13
56	Jason Myers, @ Jacksonville, 12/24/16
56	Jason Elam, Denver, 11/26/95
55	Chris Bahr, @ Cincinnati, 9/23/79

55	Matt Stover, Cleveland, 11/17/91
54	(six times, last by Jason Myers, N.Y. Jets, 12/2/18)

Highest Field Goal Percentage, Career (100 made)

85.7	Rob Bironas, 2005-13, (239 of 279)
83.6	Ryan Succop, 2014-19 (117 of 140)
83.4	Al Del Greco, 1991-2000, (246 of 295)

Season

92.3	Al Del Greco, 1998 (36 of 39)
92.3	Rob Bironas, 2010 (24 of 26)
91.7	Ryan Succop, 2016 (22 of 24)
90.6	Rob Bironas, 2011 (29 of 32)
89.7	Rob Bironas, 2007 (35 of 39)
87.9	Rob Bironas, 2008 (29 of 33)
87.5	Ryan Succop, 2015 (14 of 16)
87.1	Gary Anderson, 2003 (27 of 31)
87.1	Al Del Greco, 1995 (27 of 31)
86.7	Ryan Succop, 2018 (26 of 30)

SAFETIES

Most Safeties, Career

2	Elvin Bethea (1968-83)
2	James Young (1977-79)

Most Safeties, Game

1	41 times, last by Cameron Wake at Cleveland (9/8/19), sack in end zone
---	--

INDIVIDUAL RECORDS: RUSHING

Most Seasons Leading Team

8	Eddie George, 1996-2003
6	Earl Campbell, 1978-84
6	Chris Johnson, 2008-13
5	Derrick Henry , 2017-21
4	Mike Rozier, 1985-90

Most Consecutive Seasons Leading Team

8	Eddie George, 1996-2003
6	Earl Campbell, 1978-83
6	Chris Johnson, 2008-13
5	Derrick Henry , 2017-21
4	Mike Rozier, 1985-88

ATTEMPTS

Career

2,733	Eddie George, 1996-2003
1,979	Earl Campbell, 1978-84
1,742	Chris Johnson, 2008-13
1,401	Derrick Henry , 2016-21
1,000	Lorenzo White, 1988-94
910	Mike Rozier, 1985-90
907	Charles Tolar, 1960-66
773	Hoyle Granger, 1966-70, 72

Season

403	Eddie George, 2000
378	Derrick Henry , 2020
373	Earl Campbell, 1980
368	Earl Campbell, 1979
361	Earl Campbell, 1981

Game

39	Earl Campbell, vs. Seattle, 10/11/81
38	Earl Campbell, @ Kansas City, 10/12/80
37	Earl Campbell, vs. Cincinnati, 10/4/81

Game, Opponent

39	Corey Dillon, @ Cincinnati, 12/4/97
34	Rodney Hampton, N.Y. Giants, 11/21/94
33	Le'Veon Bell, Pittsburgh, 11/17/14
32	Greg Pruitt, Cleveland, 12/3/81
32	Tony Collins, @ New England, 11/28/82
32	Melvin Gordon, @ San Diego, 11/6/16

YARDS GAINED

Career

10,009	Eddie George, 1996-2003
8,574	Earl Campbell, 1978-84
7,965	Chris Johnson, 2008-13
6,797	Derrick Henry , 2016-21
4,079	Lorenzo White, 1988-94
3,514	Hoyle Granger, 1966-70, 72
3,439	Steve McNair, 1995-05
3,426	Mike Rozier, 1985-90

Season

2,027	Derrick Henry , 2020
-------	-----------------------------

2,006	Chris Johnson, 2009
1,934	Earl Campbell, 1980
1,697	Earl Campbell, 1979
1,540	Derrick Henry , 2019
1,509	Eddie George, 2000
1,450	Earl Campbell, 1978

Season, Rookie

1,450	Earl Campbell, 1978
1,368	Eddie George, 1996
1,228	Chris Johnson, 2008
947	Rodney Thomas, 1995
756	Sid Blanks, 1964
652	Rob Carpenter, 1977

Game

250	Derrick Henry @ Houston, 1/3/21
238	Derrick Henry vs. Jacksonville, 12/6/18
228	Chris Johnson vs. Jacksonville, 11/1/09
216	Billy Cannon, @ N.Y. Titans, 12/10/61
216	Eddie George, vs. Oakland, 8/31/97
215	Derrick Henry , at Jacksonville, 12/13/20
212	Derrick Henry , vs. Houston, 10/18/20
211	Derrick Henry , @ Houston, 12/29/19
206	Earl Campbell, @ Chicago, 11/16/80

INDIVIDUAL RECORDS: RUSHING

Game, Opponent

246	Corey Dillon, @ Cincinnati, 12/4/97
215	Eric Dickerson, @ L.A. Rams, 12/9/84
204	Le'Veon Bell, Pittsburgh, 11/17/14
201	James Brooks, @ Cincinnati, 12/23/90

Longest Run

99	Derrick Henry vs. Jacksonville, 12/6/18 (TD)
94	Derrick Henry vs. Houston, 10/18/20 (TD)
94	Chris Johnson vs. N.Y. Jets, 12/17/12 (TD)
91	Chris Johnson vs. Houston, 9/20/09 (TD)
91	Sid Blanks vs. N.Y. Jets, 12/13/64 (TD)
89	Chris Johnson vs. Jacksonville, 11/1/09 (TD)
87	Marcus Mariota vs. Jacksonville, 12/6/15 (TD)
85	Chris Johnson vs. Arizona, 11/29/09 (TD)
83	Chris Johnson @ Buffalo, 10/21/12 (TD)
81	Earl Campbell vs. Miami, 11/20/78 (TD)

Longest Run, Opponent

97	Lamar Miller, @ Houston, 11/26/18 (TD)
91	Wilbert Montgomery, @ Philadelphia, 12/19/82 (TD)
80	Donald Brown, @ Indianapolis, 12/18/11 (TD)
80	Corey Dillon at Cincinnati, 10/8/2000 (TD)
80	Wray Carlton, vs. Buffalo, 12/5/65 (TD)
79	Bill Mathis, @ N.Y. Jets, 11/21/65

Most Seasons, 1,000 or More Yards

7	Eddie George, 1996-2000, 2002-03
6	Chris Johnson, 2008-13
5	Earl Campbell, 1978-81, 1983
3	Derrick Henry , 2018-20
1	Nine players, last by DeMarco Murray in 2016

Most Consecutive Seasons, 1,000 or More Yards

6	Chris Johnson, 2008-13
5	Eddie George, 1996-2000
4	Earl Campbell, 1978-81
3	Derrick Henry , 2018-20
2	Eddie George, 2002-03

Most Games, 200 or More Yards, Season

4	Earl Campbell, 1980
3	Derrick Henry , 2020

Most Games, 100 or More Yards, Career

39	Earl Campbell, 1978-84
36	Eddie George, 1996-03
35	Chris Johnson, 2008-13
25	Derrick Henry , 2016-21
11	Hoyle Granger, 1966-70, 1972
8	Mike Rozier, 1985-90

Most Games, 100 or More Yards, Season

12	Chris Johnson, 2009
11	Earl Campbell, 1979
10	Earl Campbell, 1980
10	Derrick Henry , 2020
8	Chris Johnson, 2010
8	Eddie George, 1997
7	Hoyle Granger, 1967
7	Earl Campbell, 1978, 1983

Most Consecutive Games, 100 or More Yards

12	Chris Johnson, 2009-10
7	Earl Campbell, 1979
6	Earl Campbell, 1980
5	Eddie George, 1998
5	Derrick Henry , 2021

AVERAGE GAIN

Career (Minimum 750 attempts)

4.85	Derrick Henry (2016-21)
4.57	Chris Johnson (2008-13)
4.56	Hoyle Granger (1966-70, 1972)
4.33	Earl Campbell (1978-84)
4.08	Lorenzo White (1988-94)

Season

5.60	Chris Johnson, 2009
5.36	Derrick Henry , 2020

5.21	Sid Blanks, 1964
5.18	Earl Campbell, 1980
5.14	Gary Brown, 1993
5.08	Derrick Henry , 2019
5.05	Hoyle Granger, 1967

TOUCHDOWNS

Career

73	Earl Campbell, 1978-84
65	Derrick Henry , 2016-21
64	Eddie George, 1996-2003
50	Chris Johnson, 2008-13
36	Steve McNair, 1995-2005
29	Lorenzo White, 1988-94
27	Mike Rozier, 1985-90

Season

19	Earl Campbell, 1979
17	Derrick Henry , 2020
16	Derrick Henry , 2019
15	LenDale White, 2008
14	Eddie George, 2000
14	Chris Johnson, 2009

Season, Rookie

13	Earl Campbell, 1978
----	---------------------

Game

4	Derrick Henry , vs. Jacksonville, 12/6/18
4	Earl Campbell, vs. Miami, 11/20/78
4	Lorenzo White, vs. Cleveland, 12/9/90

Game, Opponent

4	Corey Dillon, @ Cincinnati, 12/4/97
3	12 times, last by Marshall Faulk, @ Ind., 9/4/94

Most Consecutive Games, Rushing Touchdown

6	Earl Campbell, 9/4/83–10/16/83
5	Derrick Henry , 9/27/20–11/1/20
5	Derrick Henry , 11/3/19–12/8/19
5	Earl Campbell, 9/16/79–10/14/79
5	DeMarco Murray, 10/16/16–11/13/16
4	(Eight times, last by Ryan Tannehill , 12/20/20–9/12/21)

INDIVIDUAL RECORDS: PASSING

Most Seasons Leading Team

10	Warren Moon, 1984-93
9	Dan Pastorini, 1971-79
8	Steve McNair, 1997-2003, 2005

Most Consecutive Seasons Leading Team

10	Warren Moon, 1984-93
9	Dan Pastorini, 1971-79
7	George Blanda, 1960-66
7	Steve McNair, 1997-2003

ATTEMPTS

Career

4,546	Warren Moon, 1984-93
3,871	Steve McNair, 1995-2005
2,784	George Blanda, 1960-66
2,767	Dan Pastorini, 1971-79
1,765	Marcus Mariota, 2015-19

1,298	Ryan Tannehill , 2019-21
1,190	Vince Young, 2006-10
1,081	Kerry Collins, 2006-10
824	Pete Beathard, 1967-69
739	Ken Stabler, 1980-81

Season

655	Warren Moon, 1991
584	Warren Moon, 1990
531	Ryan Tannehill , 2021
520	Warren Moon, 1993
518	Matt Hasselbeck, 2011
505	George Blanda, 1964
492	Steve McNair, 1998
492	Steve McNair, 2002

Game

68	George Blanda, @ Buffalo, 11/1/64
60	George Blanda, vs. Oakland, 11/7/65

60	Billy Volek, @ Oakland, 12/19/04
----	----------------------------------

Game, Opponent

61	Colt McCoy, @ Cleveland, 10/2/11
59	Peyton Manning, @ Denver, 12/8/13
54	Matt Barkley, @ Chicago, 11/27/16
54	Blake Bortles, Jacksonville, 10/27/16
54	Matt Schaub, Houston, 12/19/10
54	Eric Zeier, @ Cleveland, 11/5/95
53	(four times, last by Matt Ryan, @ Atlanta, 9/29/19)

COMPLETIONS

Career

2,632	Warren Moon, 1984-93
2,305	Steve McNair, 1995-2005
1,426	Dan Pastorini, 1971-79
1,347	George Blanda, 1960-66

INDIVIDUAL RECORDS: PASSING

1,110	Marcus Mariota, 2015-19
873	Ryan Tannehill , 2019-21
689	Vince Young, 2006-10
613	Kerry Collins, 2006-10
458	Ken Stabler, 1980-81
Season	
404	Warren Moon, 1991
362	Warren Moon, 1990
357	Ryan Tannehill , 2021
319	Matt Hasselbeck, 2011
315	Ryan Tannehill , 2020
303	Warren Moon, 1993
301	Steve McNair, 2002
293	Ken Stabler, 1980
Game	
41	Warren Moon, vs. Dallas, 11/10/91
40	Billy Volek, @ Oakland, 12/19/04
39	Billy Volek, @ San Diego, 10/3/04
37	George Blanda, @ Buffalo, 11/1/64
36	Ryan Fitzpatrick, vs. Arizona, 12/15/13
36	Warren Moon, vs. Seattle, 11/7/93
Game, Opponent	
40	Colt McCoy, @ Cleveland, 10/2/11
39	Peyton Manning, @ Denver, 12/8/13
37	Peyton Manning, @ Indianapolis, 11/3/02
36	Tim Couch, Cleveland, 9/22/02
36	Peyton Manning, Indianapolis, 10/11/09
36	Drew Brees, New Orleans, 12/11/11
36	Patrick Mahomes, Kansas City, 11/10/19
36	Nick Foles, Chicago, 11/8/20
Consecutive Completions in a Game (Since 1997)	
19	Marcus Mariota, @ Houston, 11/26/18
15	Marcus Mariota, vs. Philadelphia, 9/30/18

Consecutive Completions to Begin a Game (Since 1997)	
19	Marcus Mariota, @ Houston, 11/26/18
10	Marcus Mariota, vs. Green Bay, 11/13/16
10	Steve McNair, @ New England, 9/20/98

COMPLETION PERCENTAGE

Career (Minimum 1,500 attempts)	
62.9	Marcus Mariota, 2015-19 (1,110 of 1,765)
59.5	Steve McNair, 1995-2005 (2,305 of 3,871)
57.9	Warren Moon, 1984-93 (2,632 of 4,546)
51.5	Dan Pastorini, 1971-79 (1,426 of 2,767)
48.4	George Blanda, 1960-66 (1,347 of 2,784)
Season	
70.3	Ryan Tannehill , 2019 (201 of 286)
68.9	Marcus Mariota, 2018 (228 of 331)
67.2	Ryan Tannehill , 2021 (357 of 531)

65.6	Cody Carlson, 1992 (149 of 227)
65.5	Ryan Tannehill , 2020 (315 of 481)
64.7	Warren Moon, 1992 (224 of 346)
64.5	Ken Stabler, 1980 (293 of 454)
63.2	Chris Chandler, 1995 (225 of 356)
62.6	Steve McNair, 2000 (248 of 396)
62.5	Steve McNair, 2003 (250 of 400)

Game (Min. 20 attempts)

95.7	Marcus Mariota, @ Houston, 11/26/18 (22 of 23)
88.5	Chris Chandler, @ Cincinnati, 9/24/95 (23 of 26)
85.7	Ken Stabler, vs. Baltimore, 9/21/80 (18 of 21)
82.6	Steve McNair, vs. Indianapolis, 12/8/02 (19 of 23)
82.6	Warren Moon, vs. Miami, 10/1/89 (19 of 23)
82.1	Ken Stabler, @ Cleveland, 9/15/80 (23 of 28)
81.8	Marcus Mariota, vs. Jacksonville, 10/27/16 (18 of 22)
80.0	Chris Chandler, @ Cleveland, 11/5/95 (16 of 20)

YARDS GAINED

Career

33,685	Warren Moon, 1984-93
27,141	Steve McNair, 1995-2005
19,149	George Blanda, 1960-66
16,846	Dan Pastorini, 1971-79
13,207	Marcus Mariota, 2015-19
10,295	Ryan Tannehill , 2019-21
8,098	Vince Young, 2006-10
6,804	Kerry Collins, 2006-10
5,190	Ken Stabler, 1980-81
5,128	Pete Beathard, 1967-69

Season

4,690	Warren Moon, 1991
4,689	Warren Moon, 1990
3,819	Ryan Tannehill , 2020
3,734	Ryan Tannehill , 2021
3,631	Warren Moon, 1989
3,571	Matt Hasselbeck, 2011
3,489	Warren Moon, 1986
3,485	Warren Moon, 1993

Game

527	Warren Moon, @ Kansas City, 12/16/90
492	Billy Volek, @ Oakland, 12/19/04
464	George Blanda, @ Buffalo, 10/29/61
457	Jacky Lee, @ Boston, 10/13/61
432	Warren Moon, vs. Dallas, 11/10/91

Game, Opponent

446	Patrick Mahomes, Kansas City, 11/10/19
425	Peyton Manning, @ Indianapolis, 12/5/04
407	Tom Flores, @ Oakland, 12/22/63
406	Tony Romo, @ Dallas, 10/10/10
397	Peyton Manning, @ Denver, 12/8/13
397	Matt Ryan, @ Atlanta, 9/29/19
393	Andrew Luck, @ Indianapolis, 9/28/14
389	Drew Brees, @ New Orleans, 11/8/15

389	Jim McMahon, @ San Diego, 9/17/89
-----	-----------------------------------

Most Seasons, 3,000 or More Passing Yards

6	Warren Moon, 1984-93
5	Steve McNair, 1998, 2001-03, 2005
3	George Blanda, 1961, 1963-64

Most Games, 400 or More Passing Yards, Career

4	Warren Moon, 1984-93
2	Billy Volek, 2000-06
2	George Blanda, 1960-66
1	Ryan Fitzpatrick, 2013
1	Jacky Lee, 1960-63; 1966-67
1	Steve McNair, 1995-2005

Most Games, 400 or More Passing Yards, Season

2	Billy Volek, 2004
2	George Blanda, 1961
2	Warren Moon, 1991

Most Games, 300 or More Passing Yards, Career

38	Warren Moon, 1984-93
15	George Blanda, 1960-66

Most Games, 300 or More Passing Yards, Season

9	Warren Moon, 1990
6	Warren Moon, 1991

Most Consecutive Games, 300 or More Passing Yards

4	Warren Moon, 1990
3	George Blanda, 1964
3	Warren Moon, 1985
3	Warren Moon, 1991

Longest Pass Completion (All TDs)

98	Jacky Lee (to Willard Dewveall), vs. S.D., 11/25/62
95	George Blanda (to Dick Compton), vs. Buffalo, 12/5/65
92	Jacky Lee (to Bill Groman), vs. Denver, 11/20/60

Longest Pass Completion, Opponent (All TDs)

94	Jack Kemp (to Glenn Bass), Buffalo, 10/11/64
90	John McCormick (to Bob Scarpitto), @ Den 10/17/65

TOUCHDOWN PASSES

Career

196	Warren Moon, 1984-93
165	George Blanda, 1960-66
156	Steve McNair, 1995-2005
96	Dan Pastorini, 1971-79

Season

36	George Blanda, 1961
33	Warren Moon, 1990
33	Ryan Tannehill , 2020
27	George Blanda, 1962
26	Marcus Mariota, 2016
24	Steve McNair, 2003
24	George Blanda, 1963
24	George Blanda, 1960

INDIVIDUAL RECORDS: PASSING

Game

7*	George Blanda, vs. N.Y. Titans, 11/19/61
6	George Blanda, vs. N.Y. Titans, 10/14/62
5	Steve McNair, vs. Jacksonville, 12/26/99
5	Warren Moon, at Cincinnati, 10/11/92
5	Warren Moon, at Cleveland, 11/18/90
5	Warren Moon, vs. Cincinnati, 10/14/90

* Tied for NFL record

Game, Opponent

6	Tom Flores, @ Oakland, 12/22/63
6	Tom Brady, @ New England, 10/18/09
6	Ryan Fitzpatrick, @ Houston, 11/30/14
5	Joe Namath, @ N.Y. Jets, 9/18/66
5	Craig Morton, @ Dallas, 12/20/70
5	Jim Kelly, Buffalo, 9/24/89
5	Kerry Collins, @ Oakland, 12/19/04
5	Ben Roethlisberger, @ Pittsburgh, 10/9/11
5	Blake Bortles, Jacksonville, 12/6/15

Most Consecutive Games, Touchdown Pass

23	Steve McNair, 2001-2002
21	Warren Moon, 1990-91
17	Warren Moon, 1992-93
15	George Blanda, 1963-64
14	George Blanda, 1964-65
14	Ryan Tannehill , 2020-21

HAD INTERCEPTED

Career

189	George Blanda, 1960-66
166	Warren Moon, 1984-93
139	Dan Pastorini, 1971-79

Season

42	George Blanda, 1962
28	Ken Stabler, 1980
26	Warren Moon, 1986

Game

6	George Blanda, @ Buffalo, 9/9/62
6	George Blanda, vs. Denver, 11/14/65

Game, Opponent

6	Joe Namath, @ N.Y. Jets, 10/15/67
6	Bobby Hebert, Atlanta, 12/5/93
5	Rick Norton, @ Miami, 11/23/69
5	Keith Null, St. Louis, 12/13/09
4	8 times, last by Mark Sanchez, N.Y. Jets, 12/17/12

Most Consecutive Passes Attempted, No INT's

205	Marcus Mariota, 2018-19
161	Kerry Collins, 2008
159	Jake Locker, 2012-13
154	Billy Joe Tolliver, 1994

Most Attempts, No Interceptions, Game

56	Warren Moon, vs. Dallas, 11/10/91
----	-----------------------------------

PASSER RATING

Career (minimum 1,500 attempts)

89.6	Marcus Mariota, 2015-19
83.3	Steve McNair, 1995-05
80.4	Warren Moon, 1984-93
62.5	George Blanda, 1960-66
61.0	Dan Pastorini, 1971-79

Season (minimum 14 att. per team game)

117.5	Ryan Tannehill , 2019
106.5	Ryan Tannehill , 2020
100.4	Steve McNair, 2003
96.8	Warren Moon, 1990
95.6	Marcus Mariota, 2016
92.3	Marcus Mariota, 2018
91.5	Marcus Mariota, 2015
91.3	George Blanda, 1961
90.2	Steve McNair, 2001

Game (minimum 20 attempts)

158.3	Chris Chandler, @ Cincinnati, 9/24/95
149.8	Marcus Mariota, vs. Green Bay, 11/13/16
148.1	Marcus Mariota, vs. Jacksonville, 10/27/16
147.7	Marcus Mariota, @ Houston, 11/26/18
146.8	Steve McNair, vs. Houston, 10/12/03
146.1	Warren Moon, @ Cleveland, 11/18/90
145.8	Ryan Tannehill , vs. Detroit, 12/20/20
145.7	Ryan Tannehill , vs. Jacksonville, 9/20/20
145.1	Warren Moon, vs. Buffalo, 11/26/90
143.1	Chris Chandler, vs. Denver, 11/26/95

INDIVIDUAL RECORDS: PASS RECEIVING

RECEPTIONS

Most Seasons Leading Team

7	Ken Burrough, 1971-81
5	Haywood Jeffires, 1987-95
5	Frank Wycheck, 1996-2000

Most Consecutive Seasons Leading Team

6	Ken Burrough, 1974-79
5	Frank Wycheck, 1996-2000
4	Delanie Walker, 2014-2017
4	Charlie Hennigan, 1961-64
4	Derrick Mason, 2001-04
3	A.J. Brown , 2019-21
3	Alvin Reed, 1968-70

Career

542	Ernest Givins, 1986-94
515	Haywood Jeffires, 1987-95
482	Frank Wycheck, 1995-2002
480	Drew Hill, 1985-91
453	Derrick Mason, 1997-2004
410	Charlie Hennigan, 1960-66
408	Ken Burrough, 1971-81

Season

101	Charlie Hennigan, 1964
100	Haywood Jeffires, 1991
96	Derrick Mason, 2004
95	Derrick Mason, 2003

94	Delanie Walker, 2015
94	Kendall Wright, 2013
90	Drew Hill, 1991
90	Haywood Jeffires, 1992

Game

13	Charlie Hennigan, @ Boston, 10/13/61
13	Haywood Jeffires, @ N.Y. Jets, 10/13/91
13	Drew Bennett, @ Oakland, 12/19/04
12	Sid Blanks, @ San Diego, 9/12/64
12	Charlie Hennigan, @ Buffalo, 11/1/64
12	Charlie Hennigan, vs. Boston, 11/29/64
12	Derrick Mason, vs. Baltimore, 11/12/01
12	Derrick Mason, @ NYG, 12/1/02
12	Derrick Mason, @ San Diego, 10/3/04
12	Drew Bennett, vs. KC, 12/13/04
12	Kendall Wright, vs. Arizona, 12/15/13

Game, Opponent

12	Cris Carter, @ Minnesota, 10/8/95
12	Brian Westbrook, @ Philadelphia, 11/19/06

12	Chad Johnson, @ Cincinnati, 11/25/07
12	Reggie Wayne, @ Indianapolis, 12/30/07
12	Jordy Nelson, @ Green Bay, 11/13/16
12	Michael Thomas, New Orleans, 12/22/19
11	12 times, last by Cooper Kupp, at L.A. Rams, 11/7/21

Most Consecutive Games, Pass Reception

99	Frank Wycheck, 1996-2002
83	Delanie Walker, 2013-19
82	Ernest Givins, 1988-93
82	Charlie Hennigan, 1960-66
80	Ken Burrough, 1971-78
76	Drew Hill, 1986-91
71	Nate Washington, 2009-13
63	Kendall Wright, 2012-16
58	Bob McLeod, 1961-66
55	Charley Frazier, 1962-68

Most Seasons, 50 or More Pass Receptions

8	Ernest Givins, 1986-93
6	Drew Hill, 1985-86, 1988-91
6	Haywood Jeffires, 1990-95
6	Frank Wycheck, 1996-2001
5	Delanie Walker, 2013-17
5	Derrick Mason, 2000-04

INDIVIDUAL RECORDS: PASS RECEIVING

4	Charlie Hennigan, 1961-64
3	A.J. Brown , 2019-21
3	Curtis Duncan, 1990-92
3	Kendall Wright, 2012-14

YARDS

Career

7,935	Ernest Givins, 1986-94
7,477	Drew Hill, 1985-91
6,907	Ken Burrough, 1971-81
6,823	Charlie Hennigan, 1960-66
6,119	Haywood Jeffires, 1987-95

Season

1,746	Charlie Hennigan, 1961
1,561	Charlie Hennigan, 1964

Game

272	Charlie Hennigan, @ Boston, 10/13/61
245	Haywood Jeffires, @ Kansas City, 12/16/90
233	Drew Bennett, vs. Kansas City, 12/13/04
232	Charlie Hennigan, @ Buffalo, 10/29/61
225	Kenny Britt, vs. Philadelphia, 10/24/10
210	Drew Hill, @ Indianapolis, 12/22/85

Game, Opponent

247	Art Powell, @ Oakland, 12/22/63
238	DeAndre Hopkins, @ Houston, 11/30/14
212	Don Maynard, @ N.Y. Jets, 10/20/69
210	Bake Turner, N.Y. Jets, 11/10/63

Longest Pass Reception (All TDs)

98	Willard Dewveall, vs. San Diego, 11/25/62
95	Dick Compton, vs. Buffalo, 12/5/65
92	Bill Groman, vs. Denver, 11/20/60

Longest Pass Reception, Opponent (All TDs)

94	Glenn Bass, Buffalo, 10/11/64
90	Bob Scarpitto, @ Denver 10/17/65
86	Warrick Dunn, @ Atlanta, 11/23/03

Most Seasons, 1,000 or More Yds. Pass Receiving, Career

4	Derrick Mason, 2001-04
---	------------------------

3	Charlie Hennigan, 1960-66
3	Drew Hill, 1985-91

Most Cons. Seasons, 1,000 or More Yds. Pass Rec., Career

4	Derrick Mason, 2001-04
2	A.J. Brown , 2019-20
2	Charlie Hennigan, 1963-64
2	Tim Smith, 1983-84

Most Games, 100 or More Yards Pass Receiving, Career

26	Charlie Hennigan, 1960-66
24	Drew Hill, 1985-91
18	Ernest Givins, 1986-94

Most Games, 100 or More Yards Pass Receiving, Season

9	Charlie Hennigan, 1964
---	------------------------

TOUCHDOWNS

Career

51	Charlie Hennigan, 1960-66
47	Ken Burrough, 1971-81
47	Drew Hill, 1985-91
47	Haywood Jeffires, 1987-95
46	Ernest Givins, 1986-94

Season

17	Bill Groman, 1961
12	Bill Groman, 1960
12	Charlie Hennigan, 1961
12	Charles Frazier, 1966

Game

3	17 times, last by Kenny Britt, vs. Philadelphia, 10/24/10
---	---

Game, Opponent

4	Art Powell, @ Oakland, 12/22/63
4	Bob Hayes, @ Dallas, 12/20/70
3	12 times, last by Davante Adams, @ Green Bay, 12/27/20

Most Consecutive Games Catching TD Pass

8	Bill Groman, 10/1/1961–11/19/1961
6	Bill Groman, 10/16/1960–11/25/1960
5	A.J. Brown , 10/13/2020–11/8/2020
5	Kenny Britt, 9/26/2010–10/24/2010
5	Chris Sanders, 11/12/1995–12/10/1995

5	Ken Burrough, 11/6/1977–12/4/1977
4	Kenny Britt, 12/26/2010–9/18/2011
4	Justin McCareins, 11/9/2003–12/1/2003
4	Kevin Dyson, 11/4/2001–11/25/2001
4	Willie Davis, 9/1/1996–09/29/1996
4	Curtis Duncan, 10/25/1987–11/15/1987
4	Dave Casper, 9/19/1982–12/5/1982
4	Charlie Hennigan, 11/19/1961–12/10/1961

RECEIVING AVERAGE

Career (minimum 200 receptions)

16.9	Ken Burrough, 1971-81
16.6	Charlie Hennigan, 1960-66
15.6	Drew Hill, 1985-91
15.1	Tim Smith, 1980-86
15.0	Nate Washington, 2009-14
14.8	Drew Bennett, 2001-06
14.6	Ernest Givins, 1986-94
13.8	Corey Davis, 2017-20
13.5	Derrick Mason, 1997-04

Season (minimum 32 receptions per 16 games)

23.5	Chris Sanders, 1995
23.5	Bill Groman, 1961
22.0	Charlie Joiner, 1971
21.3	Charlie Hennigan, 1961
20.5	Bill Groman, 1960
20.2	A.J. Brown , 2019
20.2	Drew Hill, 1987
20.1	Ken Burrough, 1975
19.8	Charley Frazier, 1966

Game (minimum 3 receptions)

60.7	Bill Groman, vs. Den, 11/20/60 (3 rec.)
46.3	Willard Dewveall, at SD, 11/25/62 (3 rec.)
44.7	Bill Groman, vs. Den, 11/05/61 (3 rec.)
42.0	Ernest Givins, at Cle, 11/22/87 (3 rec.)
41.3	Drew Bennett, at Ind, 12/05/04 (3 rec.)
40.7	Derrick Mason, vs. Cle, 12/02/01 (3 rec.)
40.0	Butch Woolfolk, vs. Mia, 09/08/85 (3 rec.)

INDIVIDUAL RECORDS: PUNTING

PUNTS

Career

923	Brett Kern , 2009-21
861	Craig Hentrich, 1998-09
522	Jim Norton, 1960-68
431	Cliff Parsley, 1977-82
316	Dan Pastorini, 1971-79
310	Greg Montgomery, 1988-93

Season

96	Rich Camarillo, 1994
93	Cliff Parsley, 1979
91	Cliff Parsley, 1978

Game

11	Rich Camarillo, vs. Pittsburgh, 11/6/94
11	Rich Camarillo, @ Pittsburgh, 12/3/95
10	10 times, last by Brett Kern , at Miami, 10/8/17

Game, Opponent

11	Wayne Crow, @ Oakland, 9/11/60
11	Bob Parsons, Chicago, 11/6/77
11	Mark Royals, Pittsburgh, 11/6/94
10	7 times, last by Donnie Jones, Houston, 12/2/12

Longest Punt

79	Brett Kern , vs. Indianapolis, 12/28/14
79	Jim Norton, vs. Kansas City, 11/22/64
78	Craig Hentrich, @ Pittsburgh, 1/2/2000
77	Greg Montgomery, @ San Diego, 9/19/93

Longest Punt, Opponent

78	Paul Maguire, @Buffalo, 9/21/69
78	Marv Bateman, @Buffalo, 9/19/76
74	Chris Hanson, Jacksonville, 11/20/05

INDIVIDUAL RECORDS: PUNTING

AVERAGE GROSS YARDS

Career (minimum 250 attempts)

45.9	Brett Kern , 2009-21
43.6	Greg Montgomery, 1988-93
42.9	Craig Hentrich, 1998-2009
42.1	Jim Norton, 1960-68

Season

49.7	Brett Kern , 2017
47.6	Brett Kern , 2012
47.4	Brett Kern , 2015
47.2	Craig Hentrich, 1998
47.1	Brett Kern , 2019
47.1	Brett Kern , 2018
46.9	Greg Montgomery, 1992
46.8	Brett Kern , 2014
45.8	Brett Kern , 2020
45.6	Greg Montgomery, 1993
45.0	Greg Montgomery, 1990

Game (4 punts)

60.5	Brett Kern , vs. Pittsburgh, 10/25/20
59.2	Greg Montgomery vs. Buffalo, 12/27/92
57.6	Greg Montgomery @ San Diego, 9/19/93
57.5	Craig Hentrich vs. Jacksonville, 11/4/01
56.8	Brett Kern vs. Seattle, 9/24/17
56.5	Brett Kern vs. Cincinnati, 11/12/17
55.3	Craig Hentrich vs. Pittsburgh, 11/15/98
54.9	Brett Kern @ Miami, 10/8/17
54.7	Brett Kern vs. Indianapolis, 12/28/14

54.4 **Brett Kern** @ New England, 12/20/15

Game, Opponent (4 punts)

58.3	Rohn Stark, @ Indianapolis, 9/13/92
55.4	Brad Maynard, vs. N.Y. Giants, 10/1/00
55.3	Dave Jennings, @ N.Y. Giants, 12/5/82
55.1	Paul Maguire, @ Buffalo, 9/21/69
55.0	Lee Johnson, vs. Cincinnati, 10/24/93
55.0	Chris Jones, vs. Dallas, 9/14/14

AVERAGE NET YARDS (SINCE 1976)

Career (minimum 250 attempts)

40.8	Brett Kern , 2009-21
37.2	Craig Hentrich, 1998-09
36.6	Greg Montgomery, 1988-93
32.3	Cliff Parsley, 1977-82

Season (minimum 40 attempts per 16 games)

44.6	Brett Kern , 2017
43.1	Brett Kern , 2019
41.7	Brett Kern , 2018
40.8	Brett Kern , 2014
40.4	Brett Kern , 2021
40.4	Brett Kern , 2012
40.3	Brett Kern , 2015
39.7	Brett Kern , 2013
39.4	Brett Kern , 2011
39.2	Craig Hentrich, 1998
39.1	Greg Montgomery, 1993

Game (minimum 4 punts)

50.2	Brett Kern @ Miami, 10/8/17
49.8	Brett Kern vs. Kansas City, 11/10/19
49.8	Greg Montgomery vs. San Diego, 9/19/93
49.4	Greg Montgomery vs. Buffalo, 12/27/92
49.2	Brett Kern vs. Buffalo, 10/6/19
49.0	Brett Kern @ Jacksonville, 11/25/12
48.8	Brett Kern @ Baltimore, 11/9/14
48.7	Brett Kern vs. Houston, 10/26/14
48.6	Brett Kern @ San Diego, 9/16/12
48.5	Craig Hentrich vs. Jacksonville, 11/4/01
48.2	Brett Kern vs. Seattle, 9/24/17

Game, Opponent (minimum 4 punts)

59.5	Rohn Stark, @ Indianapolis, 9/13/92
50.0	Pat McAfee, vs. Indianapolis, 9/27/15
49.8	Pat McAfee, @ Indianapolis, 12/9/12
49.5	Shane Lechler, vs. Oakland, 9/12/10
49.4	Matt Haack, @ Miami, 10/8/17
49.3	Josh Miller, vs. Pittsburgh, 11/21/99
49.0	Kevin Huber, @ Cincinnati, 9/21/14
48.0	Ben Graham, vs. Arizona, 11/29/09
48.0	Brian Hansen, vs. N.Y. Jets, 12/24/94
47.8	Bryan Anger, @ Houston, 12/29/19

INDIVIDUAL RECORDS: PUNT RETURNS

Most Seasons Leading Team

5	Carl Roaches, 1980-84
5	Derrick Mason, 1998-2001, 2004
4	Billy Johnson, 1974-80
4	Bobby Jancik, 1962-67

Most Consecutive Seasons Leading Team

5	Carl Roaches, 1980-84
4	Billy Johnson, 1974-80
4	Bobby Jancik, 1962-67
4	Derrick Mason, 1998-2001

PUNT RETURNS

Career

182	Derrick Mason, 1997-2004
155	Billy Johnson, 1974-80
151	Carl Roaches, 1980-84
104	Willie Drewrey, 1985-88, 1993
102	Marc Mariani, 2010-11, 2016

Season

51	Derrick Mason, 2000
47	Carl Roaches, 1980
46	Marc Mariani, 2011
41	Willie Drewrey, 1993
40	Billy Johnson, 1975
39	Carl Roaches, 1981
38	Billy Johnson, 1976

Game

8	Pacman Jones, @ Miami, 12/24/05
7	Billy Johnson, vs. Tampa Bay, 9/12/76
7	Willie Drewrey, vs. Indianapolis, 11/23/86

Game, Opponent

7	Mike Fuller, San Diego, 12/17/78
7	Ron Fellows, Dallas, 12/13/82
7	Eric Metcalf, Cleveland, 11/8/92
6	6 times, last by Travis Benjamin, @ Cleveland, 9/20/15

YARDS GAINED

Career

2,040	Billy Johnson, 1974-80
1,590	Derrick Mason, 1997-2004
1,095	Carl Roaches, 1980-84
1,054	Marc Mariani, 2010-11, 2016
771	Willie Drewrey, 1985-88, 1993

Season

662	Derrick Mason, 2000
612	Billy Johnson, 1975
539	Billy Johnson, 1977

Game

160	Darius Reynaud, vs. Jacksonville, 12/30/12
-----	--

127	Billy Johnson, vs. Cincinnati, 10/5/75
117	Derrick Mason, vs. Cleveland, 11/19/2000
113	Billy Johnson, @ San Francisco, 12/7/75
110	Billy Johnson, vs. Cleveland, 10/16/77
104	Billy Johnson, @ Cleveland, 9/22/74
104	Carl Roaches, @ Cincinnati, 9/28/80
103	Billy Johnson, vs. N.Y. Jets, 9/18/77
103	Marc Mariani, @ Carolina, 11/13/11
101	Pacman Jones, vs. New England, 12/31/06

Game, Opponent

161	Pete Athas, New Orleans, 10/3/76
154	Travis Benjamin, @ Cleveland, 9/20/15
133	Bruce Taylor, San Francisco, 11/15/70
126	Billy Johnson, Boston, 11/5/67
105	Dennis Northcutt, Cleveland, 9/22/02
102	R.W. McQuarters, Chicago, 11/14/04
100	Jon Stagers, Green Bay, 11/19/72

Longest Punt Return (All TDs)

90	Pacman Jones, @ Philadelphia, 11/19/06
----	--

INDIVIDUAL RECORDS: PUNT RETURNS

87	Billy Johnson, vs. Cleveland, 10/16/77
87	Marc Mariani, vs. Washington, 11/21/10
83	Billy Johnson, vs. Miami, 11/16/75

Longest Return, Opponent (All TDs)

93	Bill Baird, N.Y. Jets, 11/10/63
85	Jon Staggers, Green Bay, 11/19/72
83	Phillip Buchanan, @ Oakland, 9/29/02
82	Keith Moody, Buffalo, 10/15/78
82	Corey Sawyer, Cincinnati, 9/25/94

YARDAGE AVERAGE

Career	
13.2	Billy Johnson, 1974-80

Season	
15.4	Billy Johnson, 1977

TOUCHDOWNS

Career	
5	Billy Johnson, 1974-80
4	Pacman Jones, 2005-06

Season	
3	Billy Johnson, 1975
3	Pacman Jones, 2006

Game	
2	Darius Reynaud, vs. Jacksonville (69 and 81 yards), 12/30/12
1	19 times, last by Tommie Campbell (65 yds), vs. Detroit, 9/23/12

Game, Opponent

1	15 times, last by Jakeem Grant (74 yds), @ Miami, 10/9/16
---	---

INDIVIDUAL RECORDS: KICKOFF RETURNS

KICKOFF RETURNS

Most Seasons Leading Team

4	Billy Jancik, 1962-67
4	Billy Johnson, 1974-80
4	Carl Roaches, 1980-84

Most Consecutive Seasons Leading Team

4	Billy Johnson, 1974-77
---	------------------------

Career

158	Bobby Jancik, 1962-67
156	Derrick Mason, 1997-2004
150	Carl Roaches, 1980-84
121	Billy Johnson, 1974-80
118	Marc Mariani, 2010-11, 2016
111	Mel Gray, 1995-97

Season

60	Marc Mariani, 2010
53	Darius Reynaud, 2012
53	Mel Gray, 1995
50	Mel Gray, 1996
50	Bobby Wade, 2006
45	Bobby Jancik, 1963
43	Pacman Jones, 2005
42	Mike Archie, 1998
42	Derrick Mason, 2000

Game

8	Bobby Jancik, vs. Boston, 12/8/63
8	Bobby Jancik, @ Oakland, 12/22/63
8	Jason McAddley, vs. Denver, 12/25/04

Game, Opponent

8	Brian Baschnagel, Chicago, 11/6/77
8	Antonio Chatman, @ Green Bay, 12/12/04
7	Bo Roberson, @ Oakland, 12/22/63
7	Glyn Milburn, Denver, 11/26/95
7	David Dunn, @ Cincinnati, 9/24/95
7	Aveion Cason, @ Detroit, 11/27/08

7	Deji Karim, @ Jacksonville, 10/18/10
7	Michael Walker, vs. Jacksonville, 11/24/19

YARDS GAINED

Career	
4,185	Bobby Jancik, 1962-67
3,496	Derrick Mason, 1997-2004
3,276	Carl Roaches, 1980-84
2,902	Billy Johnson, 1974-80
2,838	Marc Mariani, 2010-11, 2016
2,592	Mel Gray, 1995-97

Season

1,530	Marc Mariani, 2010
1,317	Bobby Jancik, 1963
1,240	Darius Reynaud, 2012
1,224	Mel Gray, 1996
1,194	Bobby Wade, 2006
1,183	Mel Gray, 1995
1,132	Derrick Mason, 2000
1,127	Pacman Jones, 2005

Game

240	Bobby Jancik, @ Oakland, 12/22/63
221	Bobby Jancik, vs. Boston, 12/8/63
209	Leon Washington, @ Denver, 12/8/13

Game, Opponent

185	Brian Baschnagel, Chicago, 11/6/77
178	Glyn Milburn, Denver, 11/26/95
168	Deji Karim, @ Jacksonville, 10/18/10
167	LaRod Stephens-Howling, Arizona, 11/29/09

Longest Kickoff Return (All TDs)

105	Darius Reynaud, vs. Detroit, 9/23/12
104	Ken Hall, @ N.Y. Titans, 10/23/60

103	Bob Gresham, @ Cincinnati, 9/23/73
101	Derrick Mason, @ Cincinnati, 11/18/01
100	Marc Mariani (16 yards) & Tommie Campbell (84 yards), vs. Tampa Bay, 11/27/11
98	Marc Mariani, vs. Denver, 10/3/10
97	Carl Roaches, vs. Pittsburgh, 9/18/83
96	Carl Roaches, vs. Cincinnati, 10/4/81

Longest Kickoff Return, Opponent (All TDs)

107	Josh Huff, @ Philadelphia, 11/23/14
102	Jakeem Grant, @ Miami, 9/9/18
101	Eric Metcalf, Cleveland, 12/9/90
100	Art Baker, @ Buffalo, 9/9/62
100	Goldie Sellers, @ Denver, 10/2/66
99	Tremain Mack, @ Cincinnati, 11/14/99
99	LaRod Stephens-Howling, Arizona, 11/29/09
98	Alvis Whitted, Jacksonville, 12/26/99
97	Marc Logan, Miami, 10/1/89

AVERAGE YARDAGE

Career (75 returns)

26.5	Bobby Jancik, 1962-67
24.1	Marc Mariani, 2010-11, 2016
24.0	Billy Johnson, 1974-80
23.4	Mel Gray, 1995-97
22.4	Derrick Mason, 1997-2004
21.8	Carl Roaches, 1980-84

Season

31.7	Darius Jennings, 2018
31.3	Ken Hall, 1960
30.3	Bobby Jancik, 1962

INDIVIDUAL RECORDS: KICKOFF RETURNS

TOUCHDOWNS

Career

2	Billy Johnson, 1974-80
2	Carl Roaches, 1980-84

Season

1	18 times, last by A.J. Brown, 2020
---	------------------------------------

Game

1	18 times, last by A.J. Brown, @ Indianapolis, 11/29/20
---	--

Game, Opponent

1	13 times, last by Jakeem Grant, @ Miami, 9/9/18
---	---

INDIVIDUAL RECORDS: COMBINED YARDS

Combined Yards = Rushing + Receiving + Interception Returns + Kickoff Returns + Punt Returns + Fumble Returns

Career

12,153	Eddie George, 1996-03 (10,009 rushing, 2,144 receiving)
11,202	Derrick Mason, 1997-2004 (6,114 rec., 3,496 KO returns, 1,590 PR, 2 rushing)
9,985	Chris Johnson, 2008-2013 (7,966 rushing, 2,003 receiving, 17 KO returns)
9,292	Earl Campbell, 1978-84 (8,574 rushing, 718 receiving)
8,704	Ernest Givins, 1986-94 (7,935 receiving, 397 PR, 345 rushing, 27 KO returns)

7,643	Derrick Henry , 2016-21 (6,797 rushing, 846 receiving)
7,500	Drew Hill, 1985-91 (1 rushing, 7,477 receiving, 22 KO returns)
7,421	Ken Burrough, 1971-81 (6,907 receiving, 455 KO returns, 59 rushing)

Season

2,690	Derrick Mason, 2000 (1 rushing, 895 receiving, 1,132 kickoff returns, 662 punt returns)
2,509	Chris Johnson, 2009 (2,006 rushing, 503 receiving)
2,141	Derrick Henry , 2020 (2,027 rushing, 114 receiving)
2,043	Billy Cannon, 1961, (948 rushing, 586 receiving, 70 punt returns, 439 kickoff returns)

2,004	Derrick Mason, 2001, (1,128 receiving, 748 kick returns, 128 punt returns)
1,981	Earl Campbell, 1980, (1,934 rushing, 47 rec.)
1,962	Eddie George, 2000 (1,509 rushing, 453 rec.)

Game

373	Billy Cannon, @ N.Y. Titans, 12/10/61
-----	---------------------------------------

INDIVIDUAL RECORDS: YARDS FROM SCRIMMAGE

Scrimmage Yards = Rushing + Receiving

Career

12,153	Eddie George, 1996-2003 (10,009 rushing, 2,144 receiving)
9,968	Chris Johnson, 2008-2013 (7,966 rushing, 2,003 receiving)
9,292	Earl Campbell, 1978-1984 (8,574 rushing, 718 receiving)
8,280	Ernest Givins, 1986-1994 (345 rushing, 7,935 receiving)
7,643	Derrick Henry , 2016-21 (6,797 rushing, 846 receiving)
7,478	Drew Hill, 1985-1991 (1 rushing, 7,477 receiving)

Season

*2,509	Chris Johnson, 2009 (2,006 rushing, 503 receiving)
2,141	Derrick Henry , 2020 (2,027 rushing, 114 receiving)
1,981	Earl Campbell, 1980 (1,934 rushing, 47 receiving)
1,962	Eddie George, 2000 (1,509 rushing, 453 receiving)
* Denotes NFL Record	

Game

330	Billy Cannon, @ N.Y. Titans, 12/10/61
284	Chris Johnson, vs. Houston, 9/20/09

272	Charlie Hennigan, @ Boston, 10/13/61
264	Derrick Henry , at Houston, 1/3/21
250	Derrick Henry , vs. Houston, 10/18/20
249	Eddie George, vs. Oakland, 12/9/99
245	Haywood Jeffires, @ Kansas City, 12/16/90
239	Chris Johnson, vs. Jacksonville, 11/1/09
238	Derrick Henry , vs. Jacksonville, 12/6/18
237	Derrick Henry , at Seattle, 9/19/21

INDIVIDUAL RECORDS: INTERCEPTIONS

Most Seasons Leading Team

5	Darryll Lewis, 1991-98
4	Kevin Byard , 2017-19, 2021
4	Michael Griffin, 2008, 2010-12
4	Samari Rolle, 1998-04
3	Jason McCourty, 2011-12, 2014
3	Jim Norton, 1960-68

Most Consecutive Seasons Leading Team

5	Darryll Lewis, 1994-98
---	------------------------

Career

45	Jim Norton, 1960-68
31	Cris Dishman, 1988-96
30	Freddy Glick, 1961-66

27	Tony Banfield, 1960-65
27	W.K. Hicks, 1964-69
27	Darryll Lewis, 1991-98
26	Mike Reinfeldt, 1976-83
25	Ken Houston, 1967-72
25	Michael Griffin, 2007-15
24	Zeke Moore, 1967-77
23	Kevin Byard , 2016-21
23	Willie Alexander, 1971-79
23	Samari Rolle, 1998-2004

Season

12	Freddy Glick, 1963
12	Mike Reinfeldt, 1979
10	Miller Farr, 1967

Game

3	Nine players, last by Kevin Byard , @ Cleveland, 10/22/17
---	--

Game, Opponent

4	Bobby Hunt, @ Kansas City, 10/4/64
3	8 times, last by Glover Quin, @ Houston, 11/28/10

Consecutive Games Intercepted By

5	Pete Jaquess, 1964
4	Freddy Glick, 1963
4	Jim Norton, 1967
4	Miller Farr, 1967

INDIVIDUAL RECORDS: INTERCEPTIONS

4	Cris Dishman, 1991, 1993
4	Bo Orlando, 1991
4	Michael Griffin, 2010

YARDS GAINED

Career

650	Ken Houston, 1967-72
592	Jim Norton, 1960-68
540	Darryll Lewis, 1991-98
457	W.K. Hicks, 1964-69

Season

264	Miller Farr, 1967
220	Ken Houston, 1971
205	Mike Reinfeldt, 1979

Game

128	Miller Farr, @ N.Y. Jets, 10/15/67
115	Michael Griffin, vs. Pittsburgh, 12/21/08
109	Zach Brown, vs. Jacksonville, 12/30/12

Game, Opponent

177	Charlie McNeil, @ San Diego, 9/24/61
108	Bobby Hunt, @ Kansas City, 10/4/64

100	Rod Woodson, @ Oakland, 9/29/02
-----	---------------------------------

Longest Interception Returns (All TDs)

99	Cortland Finnegan, vs. Houston, 9/21/08
98	Pete Jaquess, @ Oakland, 9/19/64
98	Darryll Lewis, @ Chicago, 10/22/95
97	Jordan Babineaux, @ Cleveland, 10/2/11
95	Willie Alexander, @ Green Bay, 9/25/77

Longest Interception Returns, Opponent

98	Bob Suci, @ Boston, 11/1/63 (TD)
95	Marlon McCree, @ Houston, 12/21/03 (TD)
91	Booker Edgeron, @ Buffalo, 11/1/64 (TD)
86	Glen Edwards, Pittsburgh, 9/30/73 (TD)
86	Whitney Mercilus, Houston, 12/15/19
85	Adam Archuleta, @ St. Louis, 9/25/05 (TD)
82	Rod Woodson, @ Oakland, 9/29/02 (TD)
82	Kamu Grugier-Hill, Houston, 11/21/21

TOUCHDOWNS

Career

9	Ken Houston, 1967-72
5	Miller Farr, 1967-69
5	Darryll Lewis, 1991-98

Season

4	Ken Houston, 1971
---	-------------------

Game

2	Zach Brown, vs. Jacksonville, 12/30/12
2	Miller Farr, vs. Buffalo, 12/7/68
2	Ken Houston, vs. San Diego, 12/19/71

Game, Opponent

2	Lemar Parrish, Cincinnati, 12/17/72
1	many times, last by Trumaine Johnson, vs. N.Y. Jets, 12/2/18

INDIVIDUAL RECORDS: SACKS

Career

105.0	Elvin Bethea, 1968-83
74.5	Ray Childress, 1985-95
66.0	Jesse Baker, 1979-87

Season

17.0	Elvin Bethea, 1973
15.5	Jesse Baker, 1979
15.0	William Fuller, 1991
14.5	Jevon Kearse, 1999

Game

4.0	Ed Hussmann, vs. Dallas, 11/4/62
4.0	Ed Hussmann, vs. N.Y. Jets, 11/14/62

4.0	Elvin Bethea, @ San Diego, 10/17/76
4.0	Jesse Baker, vs. Kansas City, 9/16/79
4.0	William Fuller, vs. Pittsburgh, 11/28/93
3.5	Jason Jones, vs. Pittsburgh, 12/21/08
3.0	35 times, last by Jeffery Simmons, at L.A. Rams, 11/7/21

Consecutive Games, One or More Sacks

8	Curley Culp, 1974-75
8	Jevon Kearse, 1999
7	Sean Jones, 1990
6	Jesse Baker, 1979

6	Jesse Baker, 1981-82
6	Jevon Kearse, 2003
5	Harold Landry III , 2021
5	Harold Landry III , 2019
5	Brian Orakpo, 2016
5	Sean Jones, 1992
5	William Fuller, 1991

Most Games with Two or More Sacks, Career

26	Elvin Bethea, 1968-83
13	Jesse Baker, 1979-87
13	Ray Childress, 1985-95
12	Sean Jones, 1988-93
10	Jevon Kearse, 1999-2003

INDIVIDUAL RECORDS: FUMBLE RETURNS

Opponents' Fumble Returned for TD's, Career

4	Keith Bulluck, 2000-09
3	Doug Cline, 1960-66
3	Marcus Robertson, 1991-2000
2	Johnny Peacock, 1969-70
2	Robert Lyles, 1984-90
2	Ray Childress, 1985-95
2	Cris Dishman, 1988-96
2	Antwan Odom, 2004-07
2	Jason McCourty, 2009-16
2	Wesley Woodyard, 2014-19

Opponents' Fumble Returned for TD's, Season

2	Doug Cline, 1961
2	Marcus Robertson, 1997

2	Antwan Odom, 2005
---	-------------------

Opponents' Fumble Returned for TD's, Game

1	60 times, last by Kevin Byard at Jacksonville, 10/10/21
---	---

Longest Fumble Return (All TDs)

96	C.L. Whittington, @ New Orleans, 10/3/76
93	Robert Lyles, @ Cincinnati, 10/19/86
92	Cortland Finnegan, vs. Jacksonville, 12/17/06

INDIVIDUAL RECORDS: BLOCKED KICKS

Blocked Punts Returned for Touchdowns, Career

2 Cris Dishman, 1988-96

Blocked Punts Returned for Touchdowns, Game

1 13 times, last by Jason McCourty, vs. Indianapolis, 10/30/11

Blocked Field Goals Returned for Touchdowns, Game

1 Mark Johnston, 62 yards (11/26/61 vs. Denver)

1 Tony Banfield, 50 yards (12/9/62 vs. Oak.)
 1 Ken Houston, 71 yards (10/15/67 @ N.Y. Jets)
 1 Donald Mitchell, 69 yards (10/21/01 @ Detroit)
 1 Tye Smith, 63 yards (12/1/19 @ Indianapolis)

Blocked Field Goal, Last Time

1 Denico Autry, vs. Miami, 1/2/22

Blocked Punt, Last time

1 Tim Shaw vs. Pittsburgh, 10/11/12

TEAM RECORDS: GAMES WON & LOST

GAMES WON

Most Consecutive Games Won

13 (Dec. 16, 2007-Nov. 16, 2008)
 11 (Oct. 17, 1993-Jan. 2, 1994)

Most Consecutive Games Without Defeat

13 (Dec. 16, 2007-Nov. 16, 2008)
 11 (Oct. 13, 1961-Sept. 9, 1962)
 11 (Oct. 17, 1993-Jan. 2, 1994)

Most Games Won, Season

13 (1999, 2000, 2008)
 12 (1993, 2003, 2021)
 11 (1962, 1979, 1980, 1991, 2002, 2020)

Most Consecutive Games Won, Season

11 (Oct. 17, 1993-Jan. 2, 1994)

Most Consecutive Games Won, Start of Season

10 (Sept. 7-Nov. 16, 2008)
 5 (Sept. 14-Oct. 18, 2020)
 3 (Sept. 12-Sept. 26, 1999)
 3 (Sept. 1-Sept. 16, 1991)

Most Consecutive Games Won, End of Season

11 (Oct. 17, 1993-Jan. 2, 1994)

Most Consecutive Games Without Defeat, Season

11 (Oct. 17, 1993-Jan. 2, 1994)

Most Consecutive Games w/out Defeat, Start of Season

10 (Sept. 7-Nov. 16, 2008)
 5 (Sept. 14-Oct. 18, 2020)
 3 (Sept. 12-Sept. 26, 1999)
 3 (Sept. 1-Sept. 16, 1991)

Most Consecutive Games w/out Defeat, End of Season

11 (Oct. 17, 1993-Jan. 2, 1994)

Most Home Games Won, Season

8 (1999)

7 (1988, 1991, 1993, 2000, 2003, 2008, 2021)

Most Consecutive Home Games Won

12 (Sept. 12, 1999-Nov. 5, 2000)
 10 (Oct. 6, 2002-Nov. 16, 2003)
 9 (Dec. 6, 1987-Nov. 20, 1988)
 9 (Nov. 26, 1990-Nov. 17, 1991)

Most Consecutive Home Games Without Defeat

12 (Sept. 12, 1999-Nov. 5, 2000)
 10 (Oct. 6, 2002-Nov. 16, 2003)
 9 (Dec. 6, 1987-Nov. 20, 1988)
 9 (Nov. 26, 1990-Nov. 17, 1991)

Most Road Games Won, Season

6 (1996, 2000, 2008, 2020)

Most Consecutive Road Games Won

8 (Dec. 16, 2007-Nov. 27, 2008)
 5 (Dec. 1, 2019-Sept. 27, 2020)
 5 (Nov. 19, 2006-Sept. 24, 2007)
 5 (Oct. 17-Dec. 25, 1993)
 5 (Oct. 29, 1961-Sept. 9, 1962)

Most Consecutive Road Games Without Defeat

8 (Dec. 16, 2007-Nov. 27, 2008)
 6 (Oct. 13, 1961-Sept. 9, 1962)

Most Shutout Games Won or Tied, Season

2 (1966, 1977, 1993)

Overtime Wins, Regular Season

30-27 (@ Cincinnati, 9/23/79)
 27-24 (vs. N.Y. Jets, 10/28/79)
 23-20 (vs. Pittsburgh, 12/2/84)
 17-14 (@ Indianapolis, 9/4/88)
 26-23 (vs. Dallas, 11/10/91)
 23-20 (vs. Kansas City, 9/20/92)
 30-27 (@ Cincinnati, 10/6/96)
 24-21 (vs. Oakland, 8/31/97)
 17-14 (vs. Kansas City, 9/10/00)
 31-28 (vs. Tampa Bay, 10/14/01)
 32-29 (@ N.Y. Giants, 12/1/02)
 26-20 (@ Houston, 12/10/06)
 19-16 (vs. Green Bay, 11/2/08)
 27-24 (vs. Miami, 12/20/09)

44-41 (vs. Detroit, 9/23/12)
 34-28 (@ New Orleans, 11/8/15)
 12-9 (@ Cleveland, 10/22/17)
 26-23 (vs. Philadelphia, 9/30/18)
 42-36 (vs. Houston, 10/18/20)
 30-24 (@ Baltimore, 11/22/20)
 33-30 (@ Seattle, 9/19/21)
 34-31 (@ Indianapolis, 10/31/21)

GAMES LOST

Most Consecutive Games Lost

18 (Oct. 9, 1972-Oct. 28, 1973)

Most Consecutive Games Without a Victory

18 (Oct. 9, 1972-Oct. 28, 1973)

Most Games Lost, Season

14 (1983, 1994, 2014)

Most Consecutive Games Lost, Season

11 (Oct. 9-Dec. 17, 1972)

Most Consecutive Games Lost, Start of Season

10 (Sept. 4-Nov. 6, 1983)

Most Consecutive Games Lost, End of Season

11 (Oct. 9-Dec. 17, 1972)

Most Consecutive Games Without Victory, Season

11 (Oct. 9-Dec. 17, 1972)

Most Consecutive Games Without Victory, Start of Season

10 (Sept. 4-Nov. 6, 1983)

Most Consecutive Games Without Victory, End of Season

11 (Oct. 9-Dec. 17, 1972)

Most Consecutive Home Games Lost

13 (Oct. 9, 1972-Dec. 16, 1973)

Most Consecutive Home Games Without Victory

13 (Oct. 9, 1972-Dec. 16, 1973)

TEAM RECORDS: GAMES WON & LOST

Most Consecutive Road Games Lost

23 (Sept. 27, 1981-Nov. 4, 1984)

Most Consecutive Road Games Without Victory

23 (Sept. 27, 1981-Nov. 4, 1984)

Most Shutout Games Lost or Tied, Season

2 (1972, 1985)

TIE GAMES

Ties

31-31 (@ Boston, 10/13/61)
 28-28 (@ N.Y. Jets, 10/15/67)
 31-31 (vs. Cincinnati, 11/9/69)
 20-20 (@ Denver, 11/16/69)
 31-31 (@ San Diego, 10/25/70)
 13-13 (vs. New Orleans, 10/3/71)

Most Tie Games, Season

2 (1969)

TEAM RECORDS: SCORING

Most Points, Season

513 (1961)
 491 (2020)
 435 (2003)
 424 (1988)

Fewest Points, Season

136 (1982, nine games)
 199 (1967)

Most Points, Game

58 (vs. Cleveland, 12/9/90)
 56 (vs. N.Y. Titans, 10/14/62)
 55 (vs. Oakland, 9/9/61)
 55 (at Denver, 11/5/61)
 49 (vs. San Diego, 12/19/71)
 49 (at Oakland, 12/22/63)
 49 (vs. N.Y. Titans, 11/19/61)
 48 (vs. Cincinnati, 10/14/90)
 48 (at N.Y. Titans, 12/10/61)
 48 (at Green Bay, 10/11/04)

Most Points, Both Teams, Game

101 (Oakland 52, Oilers 49, @ Oakland, 12/22/63)
 88 (Buffalo 47, Oilers 41, @ Houston, 9/24/89)

Fewest Points, Game

0 (21 times, last at Denver, 10/13/19)

Fewest Points, Both Teams, Game

6 (Oilers 6, Pittsburgh 0, @ Houston, 12/4/80)

Most Points, Shutout Victory, Game

55 (Oilers vs. Oakland, 9/9/61)

Fewest Points, Shutout Victory, Game

6 (Oilers vs. Pittsburgh, 12/4/80)

Largest Margin of Victory, Game

55 (Oilers 55, Oakland 0, @ Houston, 9/9/61)

Largest Margin of Defeat, Game

59 (Titans 0 at New England 59, 10/18/09)
 54 (Oilers 7 at Cincinnati 61, 12/17/89)

Smallest Margin of Victory, Game

1 (14 times, last Titans 31, Vikings 30, @ Min., 9/27/20)

Smallest Margin of Defeat, Game

1 (22 times, last Titans 19 @ Chargers 20, 10/21/18)

Most Points Overcome to Win Game

24 (at Cincinnati, 9/23/79)
 23 (at New England, 11/12/78)
 21 (at Atlanta, 11/23/03)
 21 (vs. N.Y. Giants, 11/26/06)

Most Points, One Half

45 (vs. Cleveland, 12/9/90)

Most Points, First Quarter

24 (@ Indianapolis, 12/5/04)
 21 (vs. Green Bay, 11/13/16)
 21 (@ Tampa Bay, 9/13/15)
 21 (vs. Houston, 12/19/10)
 21 (@ Detroit, 11/27/08)
 21 (vs. St. Louis, 10/31/99)

Most Points, Second Quarter

31 (vs. Cleveland, 12/9/90)
 28 (vs. Cincinnati, 11/18/79)

Most Points, Third Quarter

28 (vs. Jacksonville, 11/24/19)
 28 (vs. San Diego, 12/19/71)
 28 (vs. Kansas City, 10/24/65)

Most Points, Fourth Quarter

27 (vs. Philadelphia, 10/24/10)
 24 (vs. Denver, 11/26/61)
 24 (vs. N.Y. Giants, 11/26/06)
 24 (vs. Buffalo, 11/15/09)

Most Consecutive Games Scoring

160 (Nov. 14, 1999 - Dec. 21, 2008)
 155 (Dec. 3, 1989 - Oct. 31, 1999)
 121 (1977-85)

TOUCHDOWNS

Most Touchdowns, Season

66 (1961)

Fewest Touchdowns, Season

18 (1967)

Most Touchdowns, Game

8 (Oilers vs. N.Y. Titans, 10/14/62;
 Oilers vs. Clev., 12/9/90)

Most Touchdowns, Both Teams, Game

14 (Oilers 7, Oakland 7, @ Oakland, 12/22/63)

POINTS AFTER TOUCHDOWN

Most PATs, Season

65 (1961)

Most PATs, Game

8 (Oilers vs. N.Y. Titans, 10/14/62)
 7 (four times, last vs. Cleveland, 12/9/90)

Most PATs, Both Teams, Game

14 (Oilers 7, Oakland 7, @ Oakland, 12/22/63)

TWO-POINT CONVERSIONS

Most Two-Point Conversions, Season

4 (2020)
 4 (1994)

Most Two-Point Conversions, Opponent, Season

4 (1999)
 4 (1998)

Most Two-Point Conversions, Game

2 (vs. N.Y. Jets, 9/10/06)
 1 (34 times, last at N.Y. Jets, 10/3/21)

Most Two-Point Conversions, Opponent, Game

3 (@ Pittsburgh, 11/1/98)

Most Two-Point Conversion Attempts, Season

7 (2020)
 7 (1994)

Most Two-Point Conversion Attempts, Opp., Season

8 (2020)
 6 (1999)

TEAM RECORDS: SCORING

FIELD GOALS

Most Field Goals Attempted, Season

42 (2017)
40 (1969)
39 (2007)
38 (1996)
37 (1989)

Most Field Goals Attempted, Game

8 (at Houston, 10/21/07)
6 (five times, last @ Minnesota, 9/27/20)

Most Field Goals Attempted, Both Teams, Game

10 (Buffalo 7, @ Oilers 3, 12/5/65)
9 (Tennessee 6, @ New England 3, 10/5/03)
9 (Washington 6, @ Tennessee 3, 11/21/10)

9 (Detroit 4, @ Tennessee 5, 9/23/12)
9 (Tennessee 3, @ Oakland 6, 11/24/13)
9 (Tennessee 3, @ San Francisco 6, 12/17/17)

Most Field Goals, Season

36 (1998)
35 (2017)
35 (2007)
32 (1996)
29 (1993, 2008, 2011)

Fewest Field Goals, Season

8 (2019)
8 (1968)

Most Field Goals, Game

8 (@ Houston, 10/21/07)
6 (@ Minnesota, 9/27/20)

5 (vs. Miami, 9/28/69; @Philadelphia, 12/3/00)

Most Field Goals, Both Teams, Game

9 (Tennessee 3, @ San Francisco 6, 12/17/17)
8 (Tennessee 3, @ Buffalo 5, 12/24/06)
8 (Tennessee 8, @ Houston 0, 10/21/07)
8 (Indianapolis 3, @ Tennessee 5, 10/16/17)
7 (19 times, last Tennessee 6, @ Minnesota 1, 9/27/20)

TEAM RECORDS: FIRST DOWNS

Most First Downs, Season

381 (2020)
376 (1990)

Fewest First Downs, Season

138 (1982, nine games)
199 (1976)

Most First Downs, Game

34 (vs. Cleveland, 12/9/90)

Fewest First Downs, Game

4 (at Cleveland, 10/21/73)
5 (vs. Jacksonville, 12/17/06)

Most First Downs, Both Teams, Game

57 (Tennessee 21, Detroit 36, @ Tennessee, 9/23/12, OT)
56 (Tennessee 31, Houston 25, @ Tennessee, 10/18/20, OT)
56 (Tennessee 32, Arizona 24, @ Tennessee, 12/15/13, OT)
56 (Houston 33, Buffalo 23, @ Houston, 9/24/89, OT)

55 (Three times, last Tennessee 28, Detroit 27, @ Tennessee, 12/20/20)

Most First Downs Rushing, Season

155 (1980)

Fewest First Downs Rushing, Season

52 (1982, nine games)
62 (1971)

Most First Downs Rushing, Game

17 (three times, last @ Houston, 1/3/21)

Fewest First Downs Rushing, Game

0 (six times, last @ Denver, 10/13/19)

Most First Downs Passing, Season

251 (1990)

Fewest First Downs Passing, Season

81 (1982, nine games)
86 (1967)

Most First Downs Passing, Game

28 (@ Oakland, 12/19/04)

Fewest First Downs Passing, Game

0 (twice, last @ Buffalo, 11/10/85)

Most First Downs By Penalty, Season

37 (2015)
36 (2020)
36 (2019)
36 (2017)
36 (2013)
34 (2021)
32 (2016)

Fewest First Downs By Penalty, Season

5 (1982, nine games)
10 (1967)

Most First Downs By Penalty, Game

7 (vs. Indianapolis, 11/12/20)
7 (@ Atlanta, 9/9/90)

TEAM RECORDS: NET YARDS GAINED

Most Yards Gained, Season

6,343 (2020)
6,288 (1961)
6,222 (1990)

Fewest Yards Gained, Season

2,373 (1982, nine games)
3,191 (1972)

Most Yards Gained, Game

607 (vs. Houston, 10/18/20, overtime)
583 (vs. Dallas, 11/10/91, overtime)

Fewest Yards Gained, Game

81 (vs. Dallas, 11/24/74)

TEAM RECORDS: RUSHING

Most Rushing Attempts, Season

616 (1979)
605 (1978)

Fewest Rushing Attempts, Season

225 (1982, nine games)
324 (1965)

Most Rushing Attempts, Game

56 (vs. San Diego, 9/28/75)
55 (vs. Oakland, 9/9/61)

Fewest Rushing Attempts, Game

7 (vs. N.Y. Giants, 12/8/85)
9 (vs. Cincinnati, 10/24/76)
10 (@ San Diego, 9/16/12)

Most Yards Gained Rushing, Season

2,690 (2020)
2,635 (1980)
2,592 (2009)

2,571 (1979)

Fewest Yards Gained Rushing, Season

799 (1982, nine games)
1,106 (1971)

Most Yards Gained Rushing, Game

332 (@ Kansas City, 10/19/08)
305 (vs. Jacksonville, 11/1/09)
296 (vs. Kansas City, 11/27/77)
292 (@ Detroit, 11/27/08)

Fewest Yards Gained Rushing, Game

19 (twice, last vs. San Diego, 12/12/65)

Highest Average Gain Rushing, Season

5.2 (2009)
5.2 (2020)
5.0 (2019)
4.7 (2006)
4.6 (three times, last in 2016)

Most Touchdowns Rushing, Season

26 (2020)
26 (1988)

Fewest Touchdowns Rushing, Season

5 (1982, nine games)
6 (2014)
6 (1976)

Most Touchdowns Rushing, Game

5 (vs. L.A. Chargers, 9/18/60)

TEAM RECORDS: PASSING

Most Passes Attempted, Season

667 (1991)

Fewest Passes Attempted, Season

287 (1982, nine games)
333 (1967)

Most Passes Attempted, Game

68 (@ Buffalo, 11/1/64 — 37 completed)
61 (vs. Oakland, 11/7/65 — 27 completed)
61 (@ Oakland, 12/19/04 — 40 completed)

Fewest Passes Attempted, Game

6 (vs. Cincinnati, 10/4/81)

Most Passes Attempted, Both Teams

98 (Titans 61, Oakland 37, @ Oakland, 12/19/04)
97 (Oilers 44, Denver 53, @ Houston, 12/2/62)
97 (Titans 42, Detroit 55, @ Tennessee, 9/23/12)

Most Passes Completed, Season

411 (1991)

Fewest Passes Completed, Season

144 (1967)

Most Passes Completed, Game

41 (vs. Dallas, 11/10/91 — overtime)

Fewest Passes Completed, Game

1 (vs. Cincinnati, 10/4/81)

Most Yards Gained Passing, Season

4,805 (1990)

Fewest Yards Gained Passing, Season

1,381 (1967)

Most Yards Gained Passing, Game

527 (@ Kansas City, 12/16/90)

Fewest Yards Gained Passing, Game

-7 (@ New England, 10/18/09)

Most Times Sacked, Season

65 (1994)
58 (1985)

Fewest Times Sacked, Season

11 (1962)
12 (2008)

Most Times Sacked, Game

12 (vs. Dallas, 9/29/85)

Most Times Sacked, Both Teams, Game

14 (Oilers 12, Dallas 2, @ Houston, 9/29/85)

Most Touchdowns Passing, Season

48 (1961)

Fewest Touchdowns Passing, Season

9 (2007)

Most Touchdowns Passing, Game

7 (twice, last vs. N.Y. Titans, 10/14/62)

Most Touchdowns Passing, Both Teams, Game

11 (Oilers 5, Oakland 6, @ Oakland, 12/22/63)

Most Passes Had Intercepted, Season

48 (1962)*

Fewest Passes Had Intercepted, Season

7 (2020)
8 (2019)
9 (2003, 2008)
10 (1998)

Most Passes Had Intercepted, Game

6 (six times, last @ Cleveland, 11/30/86)

* Denotes League Record

TEAM RECORDS: PUNTING

Most Punts, Season

100 (1976)
96 (1994)
93 (1979)

Fewest Punts, Season

34 (1990)

Most Punts, Game

11 (three times, last @ Pittsburgh, 12/3/95)

Fewest Punts, Game

0 (five times, last vs. Cincinnati, 10/27/91)

Highest Average Distance, Punting, Season

49.7 (2017)
47.4 (2015)
47.2 (1998)
47.1 (2019)
46.8 (2014)
46.4 (2018)
45.3 (1993)

TEAM RECORDS: PUNTING

<p>45.2 (1992)</p> <p>Highest Average Distance, Punting, Game</p> <p>60.5 (vs. Pittsburgh, 10/25/20)</p> <p>59.2 (vs. Buffalo, 12/27/92)</p>	<p>Highest Net Average, Punting, Season</p> <p>44.6 (2017)</p> <p>43.1 (2019)</p> <p>41.7 (2018)</p> <p>40.8 (2014)</p> <p>40.3 (2015)</p>	<p>40.1 (2020)</p> <p>39.8 (2021)</p> <p>39.4 (2012)</p> <p>39.4 (2011)</p>
---	---	---

TEAM RECORDS: PUNT RETURNS & KICKOFF RETURNS

PUNT RETURNS

Most Punt Returns, Season

53 (2000)

52 (1968)

Fewest Punt Returns, Season

15 (1960)

Most Punt Returns, Game

10 (vs. Tampa Bay, 9/12/76)

Most Yards, Punt Returns, Season

671 (2000)

620 (1975)

Fewest Yards, Punt Returns, Season

104 (1982, 9 games)

118 (1961)

Highest Average, Punt Returns, Season

15.3 (2012)

15.0 (1977)

Most Touchdowns, Punt Returns, Season

3 (1975, 2006 and 2012)

Most Touchdowns, Punt Returns, Game

2 (vs. Jacksonville, 12/30/12)

1 (19 times, last vs. Detroit, 9/23/12)

KICKOFF RETURNS

Most Kickoff Returns, Season

83 (1983)

Fewest Kickoff Returns, Season

23 (2018)

28 (2017)

30 (2019)

31 (1993)

32 (2011)

33 (2016)

33 (2015)

Most Kickoff Returns, Game

10 (twice, last at Cincinnati, 12/17/89)

Most Yards, Kickoff Returns, Season

1,835 (2006)

1,721 (1981)

Fewest Yards, Kickoff Returns, Season

589 (1993)

618 (2017)

629 (2016)

638 (2019)

680 (2015)

737 (2018)

767 (2020)

Highest Average, Kickoff Returns, Season

32.0 (2018)*

26.1 (2000)

26.0 (2011)

25.9 (1962)

Most Touchdowns, Kickoff Returns, Season

2 (three times, last in 1983)

Most Touchdowns, Kickoff Returns, Game

1 (18 times, last @ Indianapolis, 11/29/20)

TEAM RECORDS: FUMBLES

Most Fumbles, Season

42 (1994)

41 (1985)

Fewest Fumbles, Season

10 (2017)

14 (1982, nine games)

15 (2020)

17 (1962, 1999, 2011 and 2016)

Most Fumbles, Game

8 (@ Pittsburgh, 12/9/73)

Most Fumbles Lost, Season

25 (1994)

Fewest Fumbles Lost, Season

5 (2020)

6 (2018)

7 (1967, 2006 and 2016)

8 (2008, 2011 and 2017)

Most Fumbles Lost, Game

5 (twice, last vs. Philadelphia, 12/2/91)

Most Opponents' Fumbles Recovered, Season

28 (1977)

Most Opponents' Fumbles Recovered, Game

7 (@ Kansas City, 10/12/69)

Fewest Opponents' Fumbles Recovered, Season

4 (2014)

5 (2012)

6 (2016, 2018, 2021)

7 (2009)

8 (five times, last in 2020)

TEAM RECORDS: BLOCKED KICKS

Most Blocked Field Goals, Season

6 (1961)

Most Blocked Field Goals, Game

2 (at Indianapolis, 12/1/19)

2 (at Baltimore, 12/14/97)

2 (at Cleveland, 9/13/81)

2 (vs. Denver, 11/26/61)

Most Blocked Extra Points, Season

3 (1975)

Most Blocked Extra Points, Game

2 (at Cincinnati, 12/23/90)

2 (vs. Miami, 11/16/75)

Most Blocked Punts, Season

3 (1988)

Most Blocked Punts, Game

2 (at Pittsburgh, 10/16/88)

2 (at Philadelphia, 10/2/88)

TEAM RECORDS: PENALTIES

Fewest Penalties, Season (any)

52 (1982, nine games)
58 (1963)

Fewest Penalties, 16-Game Season

82 (2018)
84 (1983)

Most Penalties, Season

148 (1989)

Fewest Penalties, Game

0 (vs. Jacksonville, 12/24/11)

0 (@ Cincinnati, 10/29/72)
0 (@ Buffalo, 11/1/64)
0 (vs. Kansas City, 10/27/63)
0 (vs. Oakland, 12/9/62)

Most Penalties, Game

18 (@ Jacksonville, 1/1/06)

Fewest Yards Penalized, Season (any)

424 (1982, nine games)

Fewest Yards Penalized, 16-Game Season

727 (2018)

773 (2007)

Most Yards Penalized, Season

1,150 (twice, last in 1988)

Most Yards Penalized, Game

212 (vs. Baltimore, 10/10/99)

TEAM RECORDS: DEFENSE

SCORING

Fewest Points Allowed, Season

191 (2000)
199 (1967)
226 (1975)

Most Points Allowed, Season

471 (2012)
460 (1983)
447 (1973)

Fewest Points Allowed, Game

0 (17 times, last vs. Jacksonville, 12/12/21)

Most Points Allowed, Game

61 (twice, last @ Cincinnati, 12/17/89)

Fewest Touchdowns Allowed, Season

18 (1967)

Most Touchdowns Allowed, Season

55 (2012)
55 (2020)
53 (1983)

FIRST DOWNS

Fewest First Downs Allowed, Season

183 (1969)

Most First Downs Allowed, Season

391 (2020)
358 (2012)
357 (2014)
356 (1985)
356 (2010)

Most First Downs Allowed, Game (since 1991)

39 (@ Denver, 12/8/13)
36 (vs. Detroit, 9/23/12)
34 (@ Cincinnati, 12/4/97)
33 (@ Houston, 10/1/17)

Fewest First Downs Allowed, Rushing, Season

62 (2000)

Most First Downs Allowed, Rushing, Season

147 (1972)

Fewest First Downs Allowed, Passing, Season

89 (1976)

Most First Downs Allowed, Passing, Season

247 (2020)
231 (2017)
227 (2016)
214 (2010)
213 (2019)

Fewest First Downs Allowed, Penalty, Season

13 (twice, last in 1969)

Most First Downs Allowed, Penalty, Season

48 (1985)

NET YARDS

Fewest Yards Allowed, Season

3,375 (1968)

Most Yards Allowed, Season

6,372 (2020)
6,155 (1985)

Fewest Yards Allowed, Game

26 (vs. Denver, 9/3/66)

Most Yards Allowed, Game

619 (@ New England, 10/18/09)
584 (@ Cincinnati, 12/17/89)
583 (vs. Detroit, OT, 9/23/12)

Fewest Total Plays Allowed, Season

610 (1982, nine games)
840 (1970)

Most Total Plays Allowed, Season

1,139 (2010)
1,099 (2014)
1,091 (1985)

Fewest Total Plays Allowed, Game

36 (vs. Denver, 9/3/66)

Most Total Plays Allowed, Game

92 (vs. Detroit, OT, 9/23/12)
91 (@ Philadelphia, 11/19/06)
91 (@ Denver, 12/8/13)
87 (@ Cleveland, 10/2/11)
86 (vs. Washington, 11/21/10)

85 (three times, last @ Cleveland, 11/30/86, OT)

RUSHING

Fewest Yards Allowed, Rushing, Season

1,027 (1960)

Most Yards Allowed, Rushing, Season

2,814 (1985)

Fewest Yards Allowed, Rushing, Game

4 (vs. Buffalo, 11/23/97)
5 (at San Francisco, 12/7/75)
8 (vs. Jacksonville, 12/12/21)
8 (at Boston, 11/25/60)

Most Yards Allowed, Rushing, Game

398 (@ Dallas Texans, 10/1/61)
302 (vs. Kansas City, 10/24/65)

Fewest Touchdowns Allowed, Rushing, Season

5 (1996 and 2017)

Most Touchdowns Allowed, Rushing, Season

27 (1984)

Fewest Attempts Allowed, Rushing, Season

298 (1982, nine games)
356 (2016)
362 (1962)

Most Attempts Allowed, Rushing, Season

596 (1984)

Fewest Attempts Allowed, Rushing, Game

8 (vs. Jacksonville, 12/12/21)
9 (vs. Denver, 12/11/16)
10 (@ Indianapolis, 12/30/07)
11 (vs. Miami, 10/1/89)

Most Attempts Allowed, Rushing, Game

56 (@ Dallas Texans, 10/1/61)

PASSING

Fewest Net Yards Allowed, Passing, Season

1,671 (1968)

Most Net Yards Allowed, Passing, Season

4,439 (2020)
4,307 (2016)

TEAM RECORDS: DEFENSE

4,139 (2009)
4,169 (2021)
4,084 (2001)

Fewest Net Yards Allowed, Passing, Game

-52 (vs. Cincinnati, 10/31/71)
-16 (vs. Chicago, 11/6/77)

Most Net Yards Allowed, Passing, Game

442 (vs. Detroit, OT, 9/23/12)
433 (vs. Kansas City, 11/10/19)
426 (@ New England, 10/18/09)
425 (@ Indianapolis, 12/5/04)
407 (@ Oakland, 12/22/63)
405 (vs. Buffalo, 10/11/64)

Fewest Touchdowns Allowed, Passing, Season

10 (1967, 2000)

Most Touchdowns Allowed, Passing, Season

36 (2020)
35 (1966)

Fewest Attempts Allowed, Passing, Season

284 (1982, nine games)
324 (1972)

Most Attempts Allowed, Passing, Season

635 (2016)
630 (2020)
628 (2021)
625 (2010)
605 (2017)
604 (2009)
598 (2019)
591 (2011)

Fewest Attempts Allowed, Passing, Game

11 (@ Pittsburgh, 9/11/05)

Most Attempts Allowed, Passing, Game

61 (@ Cleveland, 10/2/11)
59 (@ Denver, 12/8/13)
57 (@ Pittsburgh, 12/19/93)

Fewest Completions Allowed, Season

158 (1968)

Most Completions Allowed, Season

423 (2020)
410 (2010)
404 (2009)
395 (2021)
388 (2016)
386 (2019)
374 (2012)
369 (2011)
369 (2017)

Fewest Completions Allowed, Game

2 (vs. Denver, 9/3/66)

Most Completions Allowed, Game

43 (vs. Detroit, OT, 9/23/12)
40 (@ Cleveland, 10/2/11)
39 (@ Denver, 12/8/13)
38 (@ New England, 10/18/09)
37 (@ Indianapolis, 11/3/02)
36 (six times, last vs. Chicago, 11/8/20)

SACKS

Most Sacks, Season

55 (2000)
54 (1999)
52 (1993)
51 (1979)

Fewest Sacks, Season

19 (2020)
21 (1966)

Most Sacks, Game

9 vs. N.Y. Titans, 10/14/62
9 vs. Cincinnati, 10/31/71
8 at Arizona, 12/10/17
8 at Indianapolis, 11/26/17
8 at San Diego, 10/17/76
8 at Buffalo, 11/10/85
8 at Cincinnati, 9/12/82

INTERCEPTIONS

Most Interceptions, Season

36 (1963)

Fewest Interceptions, Season

3 (1982, nine games)*
6 (1972)

Most Interceptions, Game

6 (six times, last vs. Atlanta, 12/5/93)

Most Interceptions, Both Teams, Game

13 (Oilers 5, Denver 8, @ Houston, 12/2/62)

Most Yards Returning Interceptions, Season

676 (1962)

Most Yards Returning Interceptions, Game

245 (@ N.Y. Jets, 10/15/67)

Most TDs, Returning Interceptions, Season

7 (1967)

Most TDs, Returning Interceptions, Game

3 (vs. San Diego, 12/19/71)

PUNT RETURNS

Fewest Opponent Punt Returns, Season

20 (2020)
20 (1961)
22 (2021)
23 (1990)

Most Opponent Punt Returns, Season

64 (1979)
60 (twice, last in 1976)

Fewest Yards Allowed, Punt Returns, Season

144 (2005)
160 (2000)
171 (2020)
186 (1990)

Most Yards Allowed, Punt Returns, Season

748 (1979)
668 (1976)

Lowest Average Allowed, Punt Returns, Season

4.5 (2005)
5.3 (1969)

Highest Average Allowed, Punt Returns, Season

13.9 (2002)
13.6 (1961)

Most Touchdowns Allowed, Punt Returns, Season

3 (2002)
2 (1962, 1965 and 2016)

KICKOFF RETURNS

Fewest Opponent Kickoff Returns, Season

21 (2016)
22 (2015)
25 (2018)
26 (1982, nine games)
30 (2011)
31 (2014)
32 (1970, 1986, 2017)

Most Opponent Kickoff Returns, Season

81 (2003)
78 (1995, 1996)
76 (1999, 2000)
74 (2002)
71 (1990, 1997, 2009)

Fewest Yards Allowed, Kickoff Returns, Season

462 (2016)
564 (1982, nine games)
599 (2015)
680 (2011)
695 (1986)

Most Yards Allowed, Kickoff Returns, Season

1,714 (2009)
1,675 (1996)
1,596 (1999)
1,587 (2000)
1,528 (1997)

Lowest Average Allowed, Kickoff Returns, Season

15.7 (1992)

Highest Average Allowed, Kickoff Returns, Season

27.8 (2018)
27.6 (2014)
27.2 (2015)
26.1 (2012)
25.0 (2008)
24.9 (1985, 2001)

Most Touchdowns Allowed, Kickoff Returns, Season

2 (1966, 1999)

PUNTING

Most Punts Forced, Season

105 (2000)
96 (1976)

TEAM RECORDS: DEFENSE

Fewest Punts Forced, Season

38	(1982, 9 games)
45	(2020)
56	(1964, 1989)

Most Punts Forced, Game

11	(five times, last vs. Pittsburgh, 11/6/94)
----	--

Fewest Punts Forced, Game

0	5 times (11/12/78 at New England; 11/5/95 at Cleveland; 12/5/04 at Indianapolis; 9/26/10 at N.Y. Giants; 12/27/20 at Green Bay)
---	---

Lowest Punting Average Allowed (Gross), Season

37.1	(1960)
------	--------

* Denotes League Record

ALL-TIME TWO-POINT CONVERSIONS

TITANS

1994 Oilers: 4-7	Run 0-0, Pass 4-7	2003 Titans: 3-4	Pass 1-2, Run 2-2
9/4/94 vs. Ind	Bucky Richardson to Reggie Brown Good	10/5/03 vs. NE	Steve McNair to Tyrone Calico Good
	Bucky Richardson to Haywood Jeffries NG	12/7/03 vs. Ind	Steve McNair Run Good
10/13/94 vs. Cle	Billy Joe Tolliver to Haywood Jeffries Good		Steve McNair to Derrick Mason NG
12/11/94 vs. Sea	Billy Joe Tolliver to Haywood Jeffries Good	12/14/03 vs. Buf	Robert Holcombe run Good
	Billy Joe Tolliver to Todd McNair NG		
12/18/94 vs. KC	Billy Joe Tolliver to Webster Slaughter NG	2004 Titans: 1-2	Pass 0-1, Run 1-1
12/24/94 vs. NYJ	Bucky Richardson to Haywood Jeffries Good	9/26/04 vs. Jax	Steve McNair to Derrick Mason NG
		11/21/04 vs. Jax	Steve McNair run Good
1995 Oilers: 2-5	Run 2-3, Pass 0-2	2005 Titans: 0-1	Pass 0-1, Run 0-0
10/8/95 vs. Min	Rodney Thomas run Good	10/30/05 vs. Oak	Steve McNair to Chris Brown NG
10/22/95 vs. Chi	Chris Chandler run Good		
11/12/95 vs. Cin	Will Furrer to Haywood Jeffries NG	2006 Titans: 3-3	Run 2-2, Pass 1-1
11/19/95 vs. KC	Rich Camarillo to Bruce Matthews NG	9/10/06 vs. NYJ	Travis Henry run Good
12/24/95 vs. Buf	Rodney Thomas run NG		Kerry Collins pass to Drew Bennett Good
		10/1/06 vs. Dal	Vince Young run Good
1996 Oilers: 0-0	No Attempts	2007 Titans: 0-0	No Attempts
None		None	
1997 Oilers: 2-4	Run 1-3, Pass 1-1	2008 Titans: 1-1	Run 0-0, Pass 1-1
8/31/97 vs. Oak	Eddie George Run Good	10/27/08 vs. Ind	Kerry Collins pass to Ahmard Hall Good
9/28/97 vs. Pitt	Steve McNair to Frank Wycheck Good		
11/16/97 vs. Jax	Rodney Thomas run NG	2009 Titans: 1-2	Run 1-1, Pass 0-1
12/14/97 vs. Bal	Steve McNair run NG	10/4/09 at Jax	Kerry Collins pass to Nate Washington NG
			Chris Johnson run Good
1998 Oilers: 1-4	Pass 0-0, Run 1-4	2010 Titans: 1-2	Run 0-0, Pass 1-2
9/27/98 vs. Jax	Eddie George run NG	9/19/10 vs. Pit	Kerry Collins pass to Kenny Britt Good
10/11/98 vs. Bal	Eddie George run NG	10/31/10 at SD	Vince Young pass incomplete to Chris Johnson NG
11/29/98 vs. Sea	Eddie George run NG		
12/20/98 vs. GB	Eddie George run Good	2011 Titans: 0-0	No Attempts
		None	
1999 Titans: 1-3	Pass 1-1, Run 0-2	2012 Titans: 1-1	Run 0-0, Pass 1-1
10/3/99 vs. SF	Eddie George run NG	11/4/12 vs. Chi	Matt Hasselbeck pass to Kenny Britt Good
11/28/99 vs. Cle	Frank Wycheck run NG		
12/5/99 vs. Bal	Steve McNair to Jackie Harris Good	2013 Titans: 0-0	No Attempts
		None	
2000 Titans: 0-0	No Attempts	2014 Titans: 0-1	Run 0-1, Pass 0-0
None		10/26/14 vs. Hou	Leon Washington run NG
2001 Titans: 3-4	Pass 3-4, Run 0-0	2015 Titans: 3-5	Run 0-1, Pass 3-4
10/14/01 vs. TB	Steve McNair to Kevin Dyson Good	9/27/15 vs. Ind	Jalston Fowler run NG
10/21/01 vs. Det	Steve McNair to Drew Bennett Good	11/8/15 at NO	Marcus Mariota pass to Delanie Walker Good
12/16/01 vs. GB	Steve McNair to Kevin Dyson NG	11/29/15 vs. Oak	Marcus Mariota pass to Dorial Green-Beckham Good
	Steve McNair to Derrick Mason Good	12/13/15 at N.Y. Jets	Marcus Mariota pass to Dexter McCluster Good
		12/27/15 vs. Hou	Zach Mettenberger pass to Anthony Fasano NG
2002 Titans: 2-6	Pass 0-2, Run 2-4		
9/8/02 vs. Phi	Steve McNair run NG		
	Eddie George run Good		
9/29/02 vs. Oak	Steve McNair to Derrick Mason NG		
	Steve McNair to Frank Wycheck NG		
	Eddie George Run NG		
12/1/02 vs. NYG	Steve McNair run Good		

ALL-TIME TWO-POINT CONVERSIONS

TITANS

2016 Titans: 0-5		Run 0-0, Pass 0-5
9/11/16 vs. Min	Marcus Mariota pass to DeMarco Murray	NG
9/18/16 at Det	Marcus Mariota sacked	NG
10/23/16 vs. Ind	Aborted play, Brett Kern pass to Ryan Succop	NG
11/13/16 vs. GB	Marcus Mariota pass to Rishard Matthews	NG
12/18/16 at KC	Marcus Mariota pass incomplete	NG

2017 Titans: 0-0		Run 0-0, Pass 0-0
None		

2018 Titans: 0-1		Run 0-0, Pass 0-1
10/21/18 at LAC	Marcus Mariota pass to Taywan Taylor	NG

2019 Titans: 1-2		Run 1-1, Pass 0-1
11/3/19 at Car	Ryan Tannehill pass to Adam Humphries	NG
11/10/19 vs. KC	Ryan Tannehill run	Good

2020 Titans: 4-7		Run 3-4, Pass 1-3
9/27/20 at Min	Ryan Tannehill pass to Jonnu Smith	NG
10/18/20 vs. Hou	Ryan Tannehill pass to Nick Westbrook-Ikhine	Good
11/1/20 at Cin	Brett Kern pass intercepted by Josh Byner	NG
11/22/20 at Bal	Ryan Tannehill run	Good
12/6/20 vs. Cle	Derrick Henry run	NG
12/6/20 at Cle	Ryan Tannehill run	Good
12/20/20 vs. Det	Derrick Henry run	Good

2021 Titans: 2-2		Run 1-1, Pass 1-1
9/26/21 vs. Ind	Derrick Henry run	Good
10/3/21 at NYJ	Ryan Tannehill pass to MyCole Pruitt	Good

Titans Overall Two-Point Statistics: 36-72 (50.0%)

OPPONENTS

1994 Opponents: 2-2		Run 2-2, Pass 0-0
10/13/94 vs. Cle	Tom Tupa Run	Good
12/4/94 vs. Ari	Ronald Moore Run	Good

1995 Opponents: 0-2		Run 0-0, Pass 0-2
11/26/95 vs. Den	John Elway to Shannon Sharpe	NG
12/17/95 vs. NYJ	Boomer Esiason to Fred Baxter	NG

1996 Opponents: 1-3		Run 1-1, Pass 0-2
9/15/96 vs. Bal	Vinny Testaverde pass	NG
11/10/96 at NO	Michael Haynes run	Good
10/13/96 at Atl	Bobby Hebert pass to Roell Preston	NG

1997 Opponents: 0-1		Run 0-0, Pass 0-1
10/5/97 vs. Sea	Rick Tuten (kicking form.) bad snap, inc. pass	NG

1998 Opponents: 4-5		Run 0-0, Pass 4-5
11/1/98 vs. Pit	Kordell Stewart to Charles Johnson	Good
	Mike Tomczak to Charles Johnson	Good
	Mike Tomczak to Will Blackwell	Good
11/8/98 vs. TB	Trent Dilfer to Bert Emanuel	NG
12/26/98 vs. Min	Randall Cunningham to Randy Moss	Good

1999 Opponents: 4-6		Run 0-1, Pass 4-5
9/12/99 vs. Cin	Jeff Blake to Willie Jackson	Good
	Ki-Jana Carter run	NG
	Jeff Blake to Brian Milne	Good
9/19/99 vs. Cle	Tim Couch Pass incomplete	NG
10/17/99 vs. NO	B.J. Tolliver to Brett Bech	Good
1/2/00 vs. Pit	Mike Tomczak to Hines Ward	Good

2000 Opponents: 0-0		No Attempts
None		

2001 Opponents: 1-2		Run 1-1, Pass 0-1
10/7/01 vs. Bal	Elvis Grbac to Brandon Stokley	NG
12/2/01 vs. Cle	Jamel White run	Good

2002 Opponents: 3-4		Run 0-0, Pass 3-4
11/3/02 vs. Ind	Peyton Manning to Marvin Harrison	Good
11/17/02 vs. Pit	Kordell Stewart to Dan Kreider	Good
	Antwaan Randle El to Hines Ward	Good
12/1/02 vs. NYG	Kerry Collins to Jeremy Shockey	NG

2003 Opponents: 0-1		Run 0-0, Pass 0-1
12/14/03 vs. Buf	Drew Bledsoe to Bernard Shaw	NG

2004 Opponents: 1-2		Run 0-0, Pass 1-2
9/26/04 vs. Jax	Byron Leftwich to Reggie Williams	Good
1/2/05 vs. Det	Joey Harrington to Roy Williams	NG

2005 Opponents: 2-2		Run 0-0, Pass 2-2
10/11/05 vs. Hou	David Carr to Corey Bradford	Good
11/27/05 vs. SF	Ken Dorsey to Terry Jackson	Good

2006 Opponents: 1-2		Run 0-0, Pass 1-2
10/22/06 at Was	Mark Brunell to Santana Moss	Good
10/29/06 vs. Hou	Sage Rosenfels to Andre Johnson	NG

2007 Opponents: 1-1		Run 0-0, Pass 1-1
10/21/07 at Hou	Sage Rosenfels to Andre Davis	Good

2008 Opponents: 0-1		Run 0-1, Pass 0-0
9/21/08 vs. Hou	Aborted kick, Matt Turk run	NG

2009 Opponents: 1-1		Run 1-1, Pass 0-0
9/20/09 vs. Mia	Ricky Williams run	Good

2010 Opponents: 0-2		Run 0-2, Pass 0-0
10/31/10 at SD	Aborted kick, Kris Brown run	NG
11/14/10 at Mia	Ronnie Brown run	NG

2011 Opponents: 0-2		Run 0-2, Pass 0-0
12/11/11 vs. NO	Pierre Thomas run	NG
1/1/12 at Hou	Snap over Jake Delhomme's head, rec. by Ten.	NG

ALL-TIME TWO-POINT CONVERSIONS

OPPONENTS

2012 Opponents: 1-2			Run 0-0, Pass 1-2			2020 Opponents: 1-8			Run 0-2, Pass 1-6		
9/23/12 vs. Det	Matthew Stafford pass to Nate Burleson	Good				9/27/20 at Min	Kirk Cousins pass to Adam Thielen	NG			
12/30/12 vs. Jax	Chad Henne pass incomplete	NG				10/13/20 vs. Buf	Josh Allen pass to Cole Beasley	NG			
2013 Opponents: 1-1			Run 1-1, Pass 0-0			2018 Opponents: 0-0			No Attempts		
9/15/13 at Hou	Arian Foster run	Good				None					
2014 Opponents: 0-1			Run 0-0, Pass 0-0			2019 Opponents: 2-4			Run 0-0, Pass 2-4		
12/14/14 vs. NYJ	Geno Smith pass incomplete	NG				10/27/19 vs. TB	Jameis Winston pass incomplete	NG			
2015 Opponents: 0-1			Run 0-0, Pass 0-1			10/27/19 vs. TB	Jameis Winston pass to Chris Godwin	Good			
12/6/15 vs. Jax	Blake Bortles pass incomplete	NG				11/24/19 vs. Jax	Nick Foles pass to DJ Chark	Good			
2016 Opponents: 1-3			Run 1-2, Pass 0-1			11/24/19 vs. Jax	Nick Foles pass incomplete	NG			
10/16/16 vs. Cle	Cody Kessler pass incomplete	NG									
10/27/16 vs. Jax	Blake Bortles run	Good									
11/13/16 vs. GB	James Starks run	NG									
2017 Opponents: 0-2			Run 0-0, Pass 0-2								
9/17/17 at Jax	Blake Bortles pass incomplete	NG									
9/24/17 vs. Sea	Russell Wilson pass incomplete	NG									
Opponents Overall Statistics: 29-65 (44.6%)											

ALL-TIME SHUTOUTS

ALL-TIME DEFENSIVE SHUTOUTS

Date	Opponent	Score
9/9/61	Oakland	55-0
9/10/66	Oakland	31-0
10/16/66	New York	24-0
10/13/68	at Boston	16-0
9/21/75	at New England	7-0
9/12/76	Tampa Bay	20-0
9/18/77	NY Jets	20-0
11/6/77	Chicago	47-0
12/4/80	Pittsburgh	6-0
10/22/89	Pittsburgh	27-0
9/27/92	San Diego	27-0
9/12/93	Kansas City	30-0
1/2/94	NY Jets	24-0
12/17/00	at Cleveland	24-0
12/25/00	Dallas	31-0
12/16/18	at NY Giants	17-0
12/12/21	Jacksonville	20-0

ALL-TIME OPPONENT SHUTOUTS

Date	Opponent	Score
12/4/60	at Dallas	0-24
12/1/63	at San Diego	0-27
10/12/69	at Kansas City	0-24
11/2/69	at Boston	0-24
11/1/70	at St. Louis	0-44
9/19/71	at Cleveland	0-31
10/9/72	Oakland	0-34
11/5/72	at Cleveland	0-20
11/25/73	New England	0-32
11/24/74	Dallas	0-10
12/11/76	Pittsburgh	0-21
9/22/85	at Pittsburgh	0-20
11/10/85	at Buffalo	0-20
12/7/86	at San Diego	0-27
11/26/89	at Kansas City	0-34
11/7/99	at Miami	0-17
12/28/08	at Indianapolis	0-23
10/18/09	at New England	0-59
11/28/10	at Houston	0-20
10/14/18	Baltimore	0-21
10/13/19	at Denver	0-16

GAME-WINNING FIELD GOALS

The franchise has totaled 53 game-winning field goals since 1960, including three playoff game winners. **Rob Bironas** leads the franchise with 11 game-winning field goals, followed by the 10 by former Oiler/Titan **Al Del Greco** (1991-00). Bironas' 60-yard field goal vs. Indianapolis (12/3/06) ranks as the longest game-winning field goal in franchise history. A game-winning field goal is defined as one that was the final score of the game and gave the kicker's team the lead at any time in the fourth quarter or overtime.

Date	Opp.	Kicker	Length	Final Score	Date	Opp.	Kicker	Length	Final Score
10/24/65	Kansas City	Spikes	15	38-36	10/15/06	at Washington	Bironas	30	25-22
10/31/65	at Buffalo	Blanda	8	19-17	11/26/06	N.Y. Giants	Bironas	49	24-21
10/26/69	Denver	Gerela	22	24-21	12/3/06	Indianapolis	Bironas	60	20-17
12/1/74	at Pittsburgh	Butler	34	13-10	12/24/06	at Buffalo	Bironas	30	30-29
9/17/78	San Francisco	Fritsch	19	20-19	10/21/07	at Houston	Bironas	29	38-36
10/1/78	at Cleveland	Fritsch	19	16-13	11/2/08	Green Bay	Bironas	41	19-16*
9/23/79	at Cincinnati	Fritsch	29	30-27*	11/23/09	at Houston	Bironas	53	20-17
10/28/79	N.Y. Jets	Fritsch	35	27-24*	12/20/09	Miami	Bironas	46	27-24*
9/28/80	at Cincinnati	Fritsch	29	13-10	9/23/12	Detroit	Bironas	26	44-41*
12/2/84	Pittsburgh	Cooper	30	23-20*	10/11/12	Pittsburgh	Bironas	40	26-23
11/3/85	Kansas City	Zendejas	38	23-20	12/18/16	at Kansas City	Succop	53	19-17
11/24/85	San Diego	Zendejas	51	37-35	10/22/17	at Cleveland	Succop	47	12-9*
1/3/88	Seattle	Zendejas	42	23-20*	9/16/18	Houston	Succop	31	20-17
9/4/88	at Indianapolis	Zendejas	35	17-14*	9/23/18	at Jacksonville	Succop	28	9-6
11/13/89	Cincinnati	Zendejas	28	26-24	9/14/20	at Denver	Gostkowski	25	16-14
11/10/91	Dallas	Del Greco	23	26-23*	9/20/20	Jacksonville	Gostkowski	49	33-30
9/20/92	Kansas City	Del Greco	39	23-20*	9/27/20	at Minnesota	Gostkowski	55	31-30
12/12/93	Cleveland	Del Greco	25	19-17	1/3/21	at Houston	Sloman	37	41-38
10/6/96	at Cincinnati	Del Greco	49	30-27*	9/19/21	at Seattle	Bullock	36	33-30*
8/31/97	Oakland	Del Greco	33	24-21*	10/31/21	at Indianapolis	Bullock	44	34-31*
12/13/98	at Jacksonville	Del Greco	41	16-13	12/23/21	San Francisco	Bullock	44	20-17
9/12/99	Cincinnati	Del Greco	33	36-35					
9/10/00	Kansas City	Del Greco	36	17-14*					
11/5/00	Pittsburgh	Del Greco	29	9-7					
12/3/00	at Philadelphia	Del Greco	50	15-13					
10/14/01	Tampa Bay	Nedney	49	31-28*					
10/21/01	at Detroit	Nedney	46	27-24					
12/22/01	at Oakland	Nedney	21	13-10					
12/01/02	at N.Y. Giants	Nedney	38	32-29*					
1/11/03	Pittsburgh	Nedney	26	34-31*					
1/3/04	at Baltimore	Anderson	46	20-17					
12/11/05	Houston	Bironas	21	13-10					

*Overtime games
Playoff games in **bold**

ALL-TIME RETURN TOUCHDOWNS

INTERCEPTION RETURN TOUCHDOWNS

Yards	Player	Date	Opp	Result	Yards	Player	Date	Opp	Result
99	Cortland Finnegan	9/21/2008	Hou	W, 31-12	51	Ken Houston	10/5/1969	Buf	W, 28-14
98	Darryll Lewis	10/22/1995	@ Chi	L, 32-35	51	Miller Farr	10/15/1967	@ NYJ	T, 28-28
97	Jordan Babineaux	10/2/2011	@ Cle	W, 31-13	51	Zeke Moore	10/20/1969	@ NYJ	L, 17-26
95	Willie Alexander	9/25/1977	@ GB	W, 16-10	49	Eddie Robinson	11/12/1995	Cin	L, 25-32
95	Pete Jaquess	9/19/1964	Oak	W, 42-28	49	Colin McCarthy	11/11/2012	@ Mia	W, 37-3
90	Mark Johnston	10/27/1963	KC	W, 28-7	48	Ken Houston	10/31/1971	Cin	W, 10-6
87	Perry Phenix	11/12/2000	Bal	L, 23-24	47	Darryll Lewis	9/19/1993	@ SD	L, 17-18
83	Michael Griffin	12/21/2008	Pit	W, 31-14	47	Darryll Lewis	11/2/1997	Jax	L, 24-30
83	Adam Jones	12/17/2006	Jax	W, 24-17	45	Benny Nelson	9/19/1964	Oak	W, 42-28
81	Samari Rolle	10/30/2000	@ Was	W, 27-21	45	Vincent Fuller	12/13/2009	STL	W, 47-7
79	Zach Brown	12/30/2012	Jax	W, 38-20	44	Steve Brown	9/4/1988	@ Ind	W, 17-14
76	Vincent Fuller	10/7/2007	Atl	W, 20-13	43	Ken Houston	10/15/1967	@ NYJ	T, 28-28
75	Vernon Perry	1/6/1980	@ Pit *	L, 13-27	42	Donald Mitchell	10/17/1999	@ NO	W, 24-21
73	Eugene Seale	10/4/1987	@ Den	W, 40-10	41	Cortland Finnegan	10/24/2010	Phi	W, 37-19
66	Ken Houston	9/14/1968	@ Mia	W, 24-10	40	Will Witherspoon	12/9/2012	@ Ind	L, 23-27
62	Blaine Bishop	11/5/1995	@ Cle	W, 37-10	40	Larry Carwell	11/17/1968	Den	W, 38-17
62	Miller Farr	11/26/1967	NE	W, 27-6	40	Miller Farr	12/7/1968	Buf	W, 35-6
61	Chris Hope	12/17/2006	Jax	W, 24-17	39	Denard Walker	10/26/1997	@ Ari	W, 41-14
61	Vincent Fuller	9/24/2007	@ NO	W, 31-14	39	Cortland Finnegan	11/8/2009	@ SF	W, 34-27
60	Rocky Boiman	9/28/2003	@ Pit	W, 30-13	39	Miller Farr	10/1/1967	Den	W, 10-6
58	Bubba McDowell	1/3/1993	@ Buf *	L, 38-41	38	Malcolm Butler	9/8/2019	@ Cle	W, 43-13
56	Malcolm Butler	12/22/2018	Was	W, 25-16	38	Bo Orlando	12/19/1993	@ Pit	W, 26-17
52	Lamar Lathon	9/8/1991	@ Cin	W, 30-7	37	Lamont Thompson	9/11/2004	@ Mia	W, 17-7
52	Miller Farr	12/7/1968	Buf	W, 35-6	36	Cris Dishman	12/4/1994	Ari	L, 12-30
52	Reynaldo Hill	10/30/2005	Oak	L, 25-34	36	Darryll Lewis	9/29/1996	@ Pit	L, 16-30
51	Andre Dyson	10/12/2003	Hou	W, 38-17	36	Domingo Bryant	12/18/1988	@ Cle	L, 23-28
					35	Ken Houston	12/19/1971	SD	W, 49-33
					34	J.C. Wilson	9/30/1979	Cle	W, 31-10

ALL-TIME RETURN TOUCHDOWNS

Yards	Player	Date	Opp	Result
33	Darryll Lewis	10/20/1991	@ Mia	W, 17-13
32	Peter Sirmon	12/22/2002	@ Jax	W, 28-10
31	Roderick Hood	11/15/2009	Buf	W, 41-17
31	Gene Babb	11/11/1962	@ Oak	W, 28-20
30	Zach Brown	12/30/2012	Jax	W, 38-20
30	Richard Johnson	10/14/1990	Cin	W, 48-17
30	Ken Houston	12/23/1967	@ Mia	W, 41-10
29	Ken Houston	12/19/1971	SD	W, 49-33
28	Don Floyd	12/2/1962	Den	W, 34-17
27	Lonnie Marts	11/1/1998	@ Pit	W, 41-31
26	Coty Sensabaugh	9/13/2015	@ TB	W, 42-14
26	Vincent Fuller	11/15/2009	Buf	W, 41-17
26	Bubba McDowell	12/7/1992	Chi	W, 24-7
25	Bob Atkins	12/19/1971	SD	W, 49-33
24	Kevin Byard	11/7/2021	@LAR	W, 28-16
24	Randall Godfrey	10/22/2000	@ Bal	W, 14-6
24	Rich Coady	12/16/2002	NE	W, 24-7
23	Jim Norton	10/22/1967	@ KC	W, 24-19
23	Marqueston Huff	12/7/2014	NYG	L, 7-36
23	Alterraun Verner	9/15/2013	@ Hou	L, 24-30
22	Ken Houston	12/15/1968	NE	W, 45-17
22	Zeke Moore	11/3/1974	@ NYJ	W, 27-22
22	Steve Jackson	10/17/1993	@ NE	W, 28-14
22	Jayon Brown	12/30/2018	Ind	L, 17-33
21	Brad Kassell	9/18/2005	Bal	W, 25-10
20	Chuck Cecil	10/8/1995	@ Min	L, 17-23
17	Ken Houston	12/12/1971	@ Buf	W, 20-14
17	Johnny Baker	9/27/1964	@ Den	W, 38-17
16	Andre Dyson	9/22/2002	Cle	L, 28-31
15	Fred Glick	9/14/1963	Den	W, 20-14
15	Dave Ball	11/27/2008	@ Det	W, 47-10
11	Andre Dyson	11/9/2003	Mia	W, 31-7
9	Logan Ryan	1/4/20	@ NE*	W, 20-14
8	Keith Bulluck	12/25/2000	Dal	W, 31-0
2	Elijah Molden	10/31/2021	@ Ind	W, 34-31
1	Joe Bowden	11/8/1998	@ TB	W, 31-22

* Postseason

FUMBLE RETURN TOUCHDOWNS

Yards	Player	Date	Opp	Result
96	C.L. Whittington	10/3/1976	@ NO	W, 31-26
93	Robert Lyles	10/19/1986	@ Cin	L, 28-31
92	Cortland Finnegan	12/17/2006	Jax	W, 24-17
83	Denard Walker	1/2/2000	@ Pit	W, 47-36
80	Marcus Robertson	9/5/1993	@ NO	L, 21-33
77	Jason McCourty	10/13/2013	@ Sea	L, 13-20
72	Alterraun Verner	9/23/2012	Det	W, 44-41
72	Terry Kinard	12/9/1990	Cle	W, 58-14
70	Al Smith	12/8/1991	Pit	W, 31-6
68	Ken Houston	9/26/1971	KC	L, 16-20
66	Zeke Moore	11/13/1977	@ Oak	L, 29-34
63	Desmond King II	11/8/2020	Chi	W, 24-17
62	Jason McCourty	11/30/2014	@ Hou	L, 21-45
61	Keith Bulluck	11/3/2002	@ Ind	W, 23-15
61	Samari Rolle	12/21/2003	@ Hou	W, 27-24
58	Cris Dishman	9/12/1993	KC	W, 30-0
55	Robert Lyles	12/6/1987	SD	W, 33-18
53	Rashaan Evans	11/10/2019	KC	W, 35-32
48	Willie Germany	9/21/1975	@ NE	W, 7-0
46	Jayon Brown	12/8/2019	@ Oak	W, 42-21
43	John Corker	12/14/1980	@ GB	W, 22-3
42	Marcus Robertson	11/27/1997	@ Dal	W, 27-14
41	Johnny Peacock	12/20/1970	@ Dal	L, 10-52
40	Tony Brown	10/29/2006	Hou	W, 28-22
39	Keith Bulluck	1/2/2005	Det	W, 24-19
38	Curley Culp	9/28/1975	SD	W, 33-17
38	Elvin Bethea	10/27/1974	@ Cin	W, 34-21
38	Tom Domres	11/16/1969	@ Den	T, 20-20
34	Gregg Bingham	11/6/1977	Chi	W, 47-0

Yards	Player	Date	Opp	Result
32	Keith Bulluck	10/19/2003	@ Car	W, 37-17
30	Kevin Byard	10/10/2021	@ Jax	W, 37-19
30	Kevin Ford	12/25/2000	Dal	W, 31-0
27	Marcus Robertson	11/23/1997	Buf	W, 31-14
27	Antwan Odom	11/20/2005	Jax	L, 28-31
27	Johnny Peacock	12/6/1969	NYJ	L, 26-34
25	Antwan Odom	9/25/2005	@ STL	L, 27-31
25	Keith Bostic	11/25/1984	@ Cle	L, 10-27
20	Jesse Baker	10/14/1979	@ Bal	W, 28-16
19	Garland Boyette	11/28/1971	Cle	L, 24-37
19	Cris Dishman	10/6/1991	Den	W, 42-14
19	Mike Dumas	9/1/1991	Oak	W, 47-17
16	Keith Bulluck	11/19/2006	@ Phi	W, 31-13
15	Johnny Meads	9/6/1992	Pit	L, 24-29
14	Jevon Kearse	1/2/2000	@ Pit	W, 47-36
14	Bobby Myers	9/9/2001	Mia	L, 23-31
12	Doug Cline	11/12/1961	NE	W, 27-15
12	Joe Bowden	10/18/1998	Cin	W, 44-14
10	William Fuller	11/26/1992	@ Det	W, 24-21
8#	Mike Munchak	9/14/1986	Cle	L, 20-23
8	Ray Childress	11/1/1992	@ Pit	L, 20-21
7	Doug Cline	9/10/1966	Oak	W, 31-0
5	Greg Stemrick	10/9/1977	Pit	W, 27-10
4	Wesley Woodyard	12/24/2017	LAR	L, 23-27
3#	MyCole Pruitt	12/6/2020	Cle	L, 35-41
3	Wesley Woodyard	12/6/2015	Jax	W, 42-39
0#	Anthony Firkser	11/21/2021	Hou	L, 13-22
0	DaQuan Jones	1/1/2017	Hou	W, 24-17
0	Karl Klug	9/29/2013	NYJ	W, 38-13
0#	Erron Kinney	12/28/2003	TB	W, 33-13
0	Michael Roan	11/15/1998	Pit	W, 23-14
0	Ray Childress	12/5/1993	Atl	W, 33-17
0	Jeff Donaldson	9/21/1986	@ KC	L, 13-27
0	Mike Reinfeldt	9/19/1982	Sea	W, 23-21
0	Doug Cline	11/26/1961	Den	W, 45-14

Own fumble recovery (all others opponent fumble recoveries)

PUNT RETURN TOUCHDOWNS

Yards	Player	Date	Opp	Result
90	Adam Jones	11/19/2006	@ Phi	W, 31-13
87	Billy Johnson	10/16/1977	Cle	L, 23-24
87	Marc Mariani	11/21/2010	Was	L, 16-19
83	Billy Johnson	11/16/1975	Mia	W, 20-19
82	Bobby Jancik	12/20/1964	Den	W, 34-15
81	Adam Jones	12/31/2006	NE	L, 23-40
81	Darius Reynaud	12/30/2012	Jax	W, 38-20
79	Marc Mariani	11/13/2011	@ Car	W, 30-3
78	Ernest Givins	12/11/1994	Sea	L, 14-16
72	Billy Johnson	12/11/1977	@ Cle	W, 19-15
69	Darius Reynaud	12/30/2012	Jax	W, 38-20
69	Ronnie Coleman	10/24/1976	Cin	L, 7-27
69	Derrick Mason	10/30/2000	@ Was	W, 27-21
65	Tommie Campbell	9/23/2012	Det	W, 44-41
65	Derrick Mason	11/28/1999	@ Cle	W, 33-21
63	Billy Johnson	10/5/1975	Cin	L, 19-21
58	Justin McCareins	11/23/2003	@ Atl	W, 38-31
53	Adam Jones	10/29/2006	Hou	W, 28-22
52	Billy Johnson	10/26/1975	Det	W, 24-8
52	Adam Jones	12/11/2005	Hou	W, 13-10
23	Don Floyd	12/13/1964	NYJ	W, 33-17

KICKOFF RETURN TOUCHDOWNS

Yards	Player	Date	Opp	Result
105	Darius Reynaud	9/23/2012	Det	W, 44-41
104	Ken Hall	10/23/1960	@ NYJ	W, 42-28
103	Bob Gresham	9/23/1973	@ Cin	L, 10-24
101	Derrick Mason	11/18/2001	@ Cin	W, 20-7

ALL-TIME RETURN TOUCHDOWNS

Yards	Player	Date	Opp	Result
98	Marc Mariani	10/3/2010	Den	L, 20-26
97	Carl Roaches	9/18/1983	Pit	L, 28-40
96	Carl Roaches	10/4/1981	Cin	W, 17-10
95	Willie Tullis	9/6/1981	@ LAR	W, 27-20
94	Darius Jennings	9/9/2018	@ Mia	L, 20-27
93	Steve Brown	12/11/1983	Cle	W, 34-27
93	Ode Burrell	11/29/1964	NE	L, 17-34
92	Zeke Moore	10/22/1967	@ KC	W, 24-19
90	Lorenzo White	12/4/1988	Pit	L, 34-37
88	Billy Cannon	12/18/1960	NE	W, 37-21
84	Tommie Campbell	11/27/2011	TB	W, 23-17
81	Billy Johnson	10/12/1975	@ Cle	W, 40-10
80	Derrick Mason	1/23/2000	@ Jax *	W, 33-14
75	Billy Johnson	11/6/1977	Chi	W, 47-0
75	Kevin Dyson	1/8/2000	Buf *	W, 22-16
42	A.J. Brown	11/29/2020	@ Ind	W, 45-26

* Postseason

BLOCKED PUNTS RETURNED FOR TOUCHDOWNS

Yards	Player	Date	Opp	Result
26	Donald Mitchell	10/7/2001	@ Bal	L, 7-26
20	Mike Akiu	10/27/1985	@ STL	W, 20-10
14	Larry Eaglin	10/7/1973	LAR	L, 26-31
10	Cris Dishman	10/2/1988	@ Phi	L, 23-32
7	Cris Dishman	9/24/1989	Buf	L, 41-47
0	Norm Evans	11/28/1965	@ KC	L, 21-52
0	Larry Onesti	12/18/1965	@ NE	L, 14-42

Yards	Player	Date	Opp	Result
0	Ward Walsh	10/15/1972	@ Pit	L, 7-24
0	Eugene Seale	11/13/1989	Cin	W, 26-24
0	Bubba McDowell	10/6/1991	Den	W, 42-14
0	Keith Bulluck	9/14/2008	@ Cin	W, 24-7
0	Patrick Bailey	10/30/2011	Ind	W, 27-10

BLOCKED/MISSED FIELD GOALS RETURNED FOR TOUCHDOWNS

Yards	Player	Date	Opp	Result
71	Ken Houston	10/15/1967	@ NYJ	T, 28-28
69	Donald Mitchell	10/21/2001	@ Det	W, 27-24
63	Tye Smith	12/1/2019	@ Ind	W, 31-17
62	Mark Johnston	11/26/1961	Den	W, 45-14
58	Tony Banfield	12/9/1962	Oak	W, 32-17

TOP PERFORMANCES: 100-YARD RUSHING GAMES

Yards	Player	Date	Opp	Att	Avg	TD
250	Derrick Henry	01/03/21	Hou	34	7.4	2
238	Derrick Henry	12/06/18	Jac	17	14.0	4
228	Chris Johnson	11/01/09	Jac	24	9.5	2
216	Billy Cannon	12/10/61	NYT	25	8.6	3
216	Eddie George	08/31/97	Oak	35	6.2	1
215	Derrick Henry	12/13/20	Jax	26	8.3	2
212	Derrick Henry	10/18/20	Hou	22	9.6	2
211	Derrick Henry	12/29/19	Hou	32	6.6	3
206	Earl Campbell	11/16/80	Chi	31	6.6	0
203	Earl Campbell	10/19/80	TB	33	6.2	0
203	Earl Campbell	12/21/80	Min	29	7.0	1
202	Earl Campbell	10/26/80	Cin	27	7.5	2
199	Earl Campbell	11/20/78	Mia	28	7.1	4
199	Eddie George	12/09/99	Oak	28	7.1	2
197	Chris Johnson	09/20/09	Hou	16	12.3	2
195	Earl Campbell	11/22/79	Dal	33	5.9	2
195	Chris Johnson	10/21/12	Buf	18	10.8	2
194	Gary Brown	11/21/93	Cle	34	5.7	1
190	Chris Johnson	11/27/11	TB	23	8.3	0
188	Derrick Henry	11/10/19	KC	23	8.2	2
186	Earl Campbell	10/11/81	Sea	39	4.8	2
183	Hoyle Granger	12/04/66	SD	19	9.6	0
182	Earl Campbell	10/04/81	Cin	37	4.9	1
182	Derrick Henry	09/19/21	Sea	35	5.2	3
181	Earl Campbell	12/14/80	GB	36	5.0	2
181	Eddie George	10/08/00	Cin	36	5.0	1
179	Sid Blanks	12/13/64	NYJ	21	8.5	3
178	Earl Campbell	10/12/80	KC	38	4.7	1
178	Derrick Henry	11/29/20	Ind	27	6.6	3
178	Travis Henry	10/15/06	Was	32	5.6	1
176	Eddie George	12/17/00	Cle	34	5.2	3
175	Chris Brown	09/09/07	Jac	19	9.2	0
170	Derrick Henry	12/16/18	NYG	33	5.2	2

Yards	Player	Date	Opp	Att	Avg	TD
168	Chris Johnson	10/19/08	KC	18	9.3	1
167	Eddie George	10/16/00	Jac	29	5.8	1
166	Gary Brown	11/14/93	Cin	26	6.4	1
166	Earl Campbell	09/02/79	Was	32	5.2	2
160	Hoyle Granger	12/23/67	Mia	21	7.6	1
159	Derrick Henry	11/24/19	Jax	19	8.5	2
158	Earl Campbell	09/23/79	Cin	34	4.6	1
157	Earl Campbell	11/02/80	Den	36	4.4	2
157	Derrick Henry	10/03/21	NYJ	33	4.8	1
156	Lorenzo White	11/21/94	NYG	27	5.8	0
155	Eddie George	10/17/99	NO	28	5.5	0
154	Chris Johnson	11/29/09	Ari	18	8.6	1
153	Eddie George	11/01/98	Pit	34	4.5	1
153	Chris Johnson	12/04/11	Buf	23	6.7	2
152	Chris Brown	09/19/04	Ind	26	5.8	1
152	Eddie George	10/06/96	Cin	26	5.8	1
151	Chris Johnson	11/23/09	Hou	29	5.2	0
150	Chris Johnson	11/03/13	StL	23	6.5	2
150	Mike Rozier	09/20/87	Buf	29	5.2	1
149	Derrick Henry	12/01/19	Ind	26	5.7	1
149	Earl Campbell	10/14/79	Bal	22	6.8	3
149	Rob Carpenter	11/27/77	KC	14	10.6	0
149	LenDale White	10/19/08	KC	17	8.8	3
149	Lorenzo White	10/11/92	Cin	25	6.0	0
148	Chris Brown	10/11/04	GB	27	5.5	2
147	Chris Brown	10/31/04	Cin	32	4.6	1
147	Derrick Henry	12/20/20	Det	24	6.1	1
145	Billy Cannon	12/17/61	Oak	21	6.9	1
144	Allen Pinkett	09/01/91	LAA	26	5.5	1
144	Mike Rozier	10/25/87	Atl	29	5.0	1
143	Joe Dawkins	11/22/70	Cle	22	6.5	2
143	Eddie George	09/08/96	Jac	17	8.4	1
143	Derrick Henry	10/18/21	Buf	20	7.2	3

TOP PERFORMANCES: 100-YARD RUSHING GAMES

Yards	Player	Date	Opp	Att	Avg	TD	Yards	Player	Date	Opp	Att	Avg	TD
143	Travis Henry	11/19/06	Phi	18	7.9	1	119	Derrick Henry	9/27/20	Min	26	4.6	2
142	Earl Campbell	09/19/82	Sea	30	4.7	1	119	Fred Willis	11/12/72	Phi	21	5.7	0
142	Earl Campbell	09/25/83	Buf	30	4.7	1	118	Billy Cannon	11/05/61	Den	11	10.7	1
142	Ronnie Coleman	09/12/76	TB	25	5.7	0	117	Chris Johnson	11/14/10	Mia	17	6.9	1
142	Hoyle Granger	11/12/67	Den	22	6.5	0	117	Chris Johnson	12/13/09	StL	28	4.2	2
142	Skip Hicks	12/16/01	GB	17	8.4	1	117	Larry Moriarty	11/11/84	KC	29	4.0	0
142	Chris Johnson	12/25/09	SD	21	6.8	1	116	Eddie George	10/05/97	Sea	26	4.5	0
142	Chris Johnson	09/12/10	Oak	27	5.3	2	116	Derrick Henry	09/14/20	Den	31	3.7	0
142	Charley Tolar	09/23/62	SD	18	7.9	1	116	Lorenzo White	12/09/90	Cle	18	6.4	4
141	Woody Campbell	12/03/67	Mia	18	7.8	1	116	Lorenzo White	12/07/92	Chi	21	5.5	1
141	Eddie George	12/01/96	NYJ	28	5.0	2	115	Eddie George	11/23/03	Atl	26	4.4	1
141	Mike Rozier	10/09/88	KC	27	5.2	0	115	DeMarco Murray	09/24/17	Sea	14	8.2	1
141	Chris Johnson	09/30/12	Hou	25	5.6	0	115	Lorenzo White	12/03/89	Pit	23	5.0	1
141	Chris Johnson	11/04/12	Chi	16	8.8	1	114	Gary Brown	12/25/93	SF	19	6.0	0
139	Hoyle Granger	12/14/69	BPA	25	5.6	0	114	Rob Carpenter	09/21/80	Bal	24	4.8	1
138	Earl Campbell	12/04/83	Mia	28	4.9	1	114	Ronnie Coleman	10/23/77	Pit	26	4.4	0
138	Hoyle Granger	10/01/67	Den	20	6.9	0	114	DeMarco Murray	09/25/16	Oak	16	7.1	1
138	Larry Moriarty	11/18/84	NYJ	23	6.0	1	114	Dave Smith	10/14/62	NYT	20	5.7	1
137	Earl Campbell	09/03/78	Atl	15	9.1	1	113	Eddie George	11/28/99	Cle	26	4.3	2
137	Eddie George	10/25/98	Chi	21	6.5	0	113	Eddie George	10/13/02	Jac	31	3.6	1
136	Chris Johnson	12/07/08	Cle	19	7.2	1	113	Derrick Henry	09/26/21	Ind	28	4.0	0
135	Travis Henry	12/24/06	Buf	25	5.4	0	113	Chris Johnson	12/06/09	Ind	27	4.2	0
135	Chris Johnson	11/08/09	SF	25	5.4	2	113	LenDale White	12/09/07	SD	30	3.8	1
134	Earl Campbell	12/16/79	Phi	16	8.4	1	112	Ode Burrell	11/28/65	KC	14	8.0	2
134	Eddie George	11/19/00	Cle	36	3.7	3	112	Earl Campbell	11/18/79	Cin	19	5.9	2
134	Eddie George	11/08/98	TB	27	5.0	1	112	Ronnie Coleman	09/28/75	SD	16	7.0	1
134	Chris Johnson	01/03/10	Sea	36	3.7	2	112	Derrick Henry	11/01/20	Cin	18	6.2	1
133	Derrick Henry	11/22/20	Bal	28	4.8	1	112	Mike Rozier	11/15/87	Pit	29	3.9	0
133	LenDale White	10/28/07	Oak	25	5.3	0	112	Marcus Mariota	12/6/15	Jax	9	12.4	1
132	D'Onta Foreman	01/02/22	Mia	26	5.1	1	111	Hoyle Granger	12/03/67	Mia	25	4.4	1
132	Chris Johnson	11/15/09	Buf	26	5.1	2	111	Chris Johnson	10/18/10	Jax	26	4.3	1
131	Derrick Henry	10/16/17	Ind	19	6.9	1	111	Chris Johnson	12/09/10	Hou	22	5.0	1
131	Dontrell Hilliard	11/28/21	NE	12	10.9	1	110	Ronnie Coleman	10/12/75	Cle	14	7.9	0
131	Chris Johnson	10/10/10	Dal	19	6.9	2	110	Eddie George	11/27/97	Dal	34	3.2	0
131	Earl Campbell	09/16/79	KC	32	4.1	1	110	Charley Tolar	11/04/62	DLT	24	4.6	0
130	Earl Campbell	11/10/80	NE	30	4.3	2	109	Gary Brown	12/12/93	Cle	23	4.7	0
130	Earl Campbell	12/11/83	Cle	32	4.1	1	109	Earl Campbell	12/10/79	Pit	33	3.3	0
130	Earl Campbell	10/16/83	Min	29	4.5	1	109	Earl Campbell	11/30/80	Cle	27	4.0	1
130	Eddie George	12/30/01	Cle	26	5.0	2	109	D'Onta Foreman	11/28/21	NE	19	5.7	0
130	Derrick Henry	10/10/21	Jax	29	4.5	3	109	Eddie George	10/13/96	Atl	23	4.7	0
130	Chris Johnson	11/13/11	Car	27	4.8	1	109	Derrick Henry	12/03/17	Hou	11	9.9	1
130	Chris Johnson	12/19/10	Hou	24	5.4	1	109	Chris Johnson	09/14/08	Cin	19	5.7	0
130	Chris Johnson	11/21/10	Was	21	6.2	0	109	Charley Tolar	09/09/62	Buf	17	6.4	1
129	Eddie George	12/14/97	Bal	26	5.0	0	108	Earl Campbell	12/02/79	Cle	22	4.9	1
128	Chris Johnson	10/18/09	NE	17	7.5	0	108	D'Onta Foreman	12/19/21	Pit	22	4.9	0
127	Sid Blanks	09/19/64	Oak	6	21.2	0	108	Rodney Thomas	11/05/95	Cle	17	6.4	0
127	Chris Johnson	12/29/13	Hou	27	4.7	1	107	Earl Campbell	11/11/79	Oak	32	3.3	1
126	Mike Rozier	12/11/88	Cin	22	5.7	3	107	Earl Campbell	09/10/78	KC	22	4.9	2
126	Chris Johnson	11/11/12	Mia	23	5.5	1	107	Earl Campbell	11/13/83	Det	28	3.8	0
125	Chris Johnson	09/26/10	NYG	32	3.9	2	107	Eddie George	10/18/98	Cin	25	4.3	0
125	Eddie George	10/01/00	NYG	35	3.6	1	107	Hoyle Granger	12/16/67	SD	27	4.0	1
125	Eddie George	10/19/97	Was	31	4.0	2	107	Don Hardeman	09/28/75	SD	27	4.0	1
125	Chris Johnson	11/27/08	Det	16	7.8	2	107	Travis Henry	11/12/06	Bal	27	4.0	1
125	Lorenzo White	11/26/90	Buf	18	6.9	1	107	Roy Hopkins	10/26/69	Den	14	7.6	2
124	Hoyle Granger	11/26/67	BPA	22	5.6	1	107	DeMarco Murray	10/23/16	Ind	25	4.3	1
123	Earl Campbell	09/04/83	GB	27	4.6	3	107	Dave Smith	10/30/60	Buf	12	8.9	0
123	Ronnie Coleman	09/15/74	SD	21	5.9	0	107	Charley Tolar	12/15/62	NYT	29	3.7	1
123	Eddie George	11/14/99	Cin	29	4.2	2	106	Earl Campbell	09/15/80	Cle	18	5.9	0
123	Travis Henry	10/08/06	Ind	19	6.5	0	106	Eddie George	10/27/02	Cin	21	5.0	0
123	DeMarco Murray	10/27/16	Jax	21	5.9	1	106	Eddie George	09/07/97	Mia	23	4.6	1
123	DeMarco Murray	11/13/16	GB	17	7.2	1	106	Eddie George	10/12/97	Cin	30	3.5	0
122	Earl Campbell	09/06/81	LAN	27	4.5	0	106	LenDale White	11/27/08	Det	23	4.6	2
122	Earl Campbell	11/26/78	Cin	27	4.5	0	105	Earl Campbell	10/15/78	Buf	19	5.5	0
122	Eddie George	11/09/97	NYG	32	3.8	1	105	Billy Cannon	11/06/60	Den	16	6.6	0
122	Mike Rozier	11/29/87	Ind	26	4.7	0	105	Charley Tolar	11/11/62	Oak	28	3.8	1
122	Chris Johnson	12/17/12	NYJ	21	5.8	1	104	Chris Brown	12/05/04	Ind	19	5.5	0
121	Eddie George	10/11/98	Bal	30	4.0	0	104	Earl Campbell	10/08/78	Oak	25	4.2	0
121	Herman Hunter	10/11/87	Cle	28	4.3	0	104	Hoyle Granger	11/09/69	Cin	15	6.9	0
121	DeMarco Murray	10/09/16	Mia	27	4.5	0	104	Hoyle Granger	12/15/68	BPA	18	5.8	2
120	Earl Campbell	11/05/79	Mia	32	3.8	0	104	Chris Johnson	12/20/09	Mia	29	3.6	0
120	Rob Carpenter	11/13/77	Oak	19	6.3	0	104	Dave Smith	09/11/60	Oak	19	5.5	1

TOP PERFORMANCES: 100-YARD RUSHING GAMES

Yards	Player	Date	Opp	Att	Avg	TD	Yards	Player	Date	Opp	Att	Avg	TD
104	Rodney Thomas	11/26/95	Den	13	8.0	1	100	Gary Brown	12/19/93	Pit	20	5.0	0
104	LenDale White	10/21/07	Hou	27	3.9	1	100	Eddie George	09/21/03	NO	29	3.4	1
103	Derrick Henry	11/12/20	Ind	19	5.4	0	100	Eddie George	09/20/98	NE	23	4.3	0
103	Derrick Henry	12/08/19	Oak	18	5.7	2	100	Derrick Henry	09/29/19	Atl	27	3.7	0
103	Billy Cannon	12/15/62	NYT	9	11.4	1	100	Paul Robinson	12/16/73	Cin	20	5.0	1
103	Mike Rozier	12/27/87	Cin	20	5.2	0	100	Mike Rozier	09/04/88	Ind	25	4.0	1
103	LenDale White	12/23/07	NYJ	23	4.5	0	100	LenDale White	11/04/07	Car	31	3.2	1
102	Earl Campbell	10/29/78	Cin	18	5.7	0	100	Lorenzo White	09/06/92	Pit	13	7.7	0
102	Eddie George	12/26/99	Jac	26	3.9	0							
102	Eddie George	12/29/02	Hou	25	4.1	1							
102	Travis Henry	12/31/06	NE	21	4.9	0							
102	Larry Moriarty	12/09/84	LAN	24	4.3	1							
101	Chris Brown	09/26/04	Jac	23	4.4	1							
101	Gary Brown	09/03/95	Jac	29	3.5	0							
101	Earl Campbell	10/09/83	Den	19	5.3	1							
101	Woody Campbell	11/12/67	Den	16	6.3	1							
101	Ronnie Coleman	11/27/77	KC	15	6.7	0							
101	Eddie George	12/03/00	Phi	32	3.2	0							
101	Eddie George	12/16/02	NE	31	3.3	0							
101	Hoyle Granger	09/09/67	KC	13	7.8	1							
101	Chris Johnson	10/02/11	Cle	23	4.4	0							
101	Allen Pinkett	09/08/91	Cin	21	4.8	1							
101	Charley Tolar	09/09/61	Oak	18	5.6	1							
101	Butch Woolfolk	11/03/85	KC	14	7.2	1							
100	Chris Brown	09/11/04	Mia	16	6.3	0							

TOP PERFORMANCES: 300-YARD PASSING GAMES

Yards	Player	Date	Opp	Att	Cmp	Pct	TD	Int	Rate	Yards	Player	Date	Opp	Att	Cmp	Pct	TD	Int	Rate
527	Warren Moon	12/16/90	KC	45	27	60.0	3	0	123.1	350	Matt Hasselbeck	12/24/11	Jac	40	24	60.0	1	2	76.0
492	Billy Volek	12/19/04	Oak	60	40	66.7	4	1	107.1	348	Archie Manning	09/04/83	GB	34	22	64.7	1	2	83.9
464	George Blanda	10/29/61	Buf	32	18	56.3	4	4	101.0	347	Ryan Tannehill	09/19/21	Sea	40	27	67.5	0	0	94.5
457	Jacky Lee	10/13/61	BPA	41	27	65.9	2	2	99.3	345	Zach Mettenberger	11/23/14	Phi	39	20	51.3	2	1	88.1
432	Warren Moon	11/10/91	Dal	56	41	73.2	0	0	95.2	345	Warren Moon	11/05/89	Det	38	30	78.9	2	1	111.1
426	Billy Volek	12/13/04	KC	43	29	67.4	4	0	130.6	344	Marcus Mariota	09/30/18	Phi	43	30	69.8	2	1	99.4
423	Warren Moon	10/13/91	NYJ	50	35	70.0	2	2	92.3	343	Steve McNair	11/27/05	SF	41	23	56.1	3	1	97.9
421	Steve McNair	10/12/03	Hou	27	18	66.7	3	0	146.8	343	Warren Moon	11/04/90	LAN	43	26	60.5	1	2	74.1
418	George Blanda	11/19/61	NYT	32	20	62.5	7	1	132.8	342	George Blanda	12/22/63	Oak	32	20	62.5	5	2	112.2
414	Warren Moon	12/23/89	Cle	51	32	62.7	2	1	93.1	342	Warren Moon	10/25/92	Cin	40	27	67.5	2	1	100.2
413	Pete Beathard	09/09/68	KC	48	23	47.9	2	3	65.7	342	Warren Moon	12/05/93	Atl	42	24	57.1	1	0	91.6
402	Ryan Fitzpatrick	12/15/13	Ari	58	36	62.1	4	2	91.3	341	Steve McNair	09/12/99	Cin	32	21	65.6	3	1	119.4
399	Warren Moon	11/17/91	Cle	44	31	70.5	3	1	111.8	340	Lynn Dickey	11/04/73	Bal	32	22	68.8	3	2	108.9
398	Steve McNair	09/29/02	Oak	46	32	69.6	2	4	74.4	339	Warren Moon	12/15/85	Cle	48	22	45.8	2	2	66.2
398	Warren Moon	10/05/86	Det	38	21	55.3	1	3	67.7	338	Pete Beathard	11/16/69	Den	41	20	48.8	1	1	75.1
397	Warren Moon	09/09/90	Atl	52	31	59.6	4	2	93.2	338	Cody Carlson	11/26/92	Det	33	24	72.7	1	2	90.2
393	George Blanda	11/01/64	Buf	68	37	54.4	1	3	58.0	338	Warren Moon	09/24/89	Buf	42	28	66.7	1	2	79.3
391	Ryan Tannehill	12/08/19	Oak	27	21	77.8	3	1	140.4	334	Steve McNair	11/25/01	Pit	37	23	62.2	2	2	87.0
389	Ryan Tannehill	12/06/20	Cle	45	29	64.4	3	1	104.8	334	Steve McNair	12/01/02	NYG	43	30	69.8	3	0	115.8
388	Ken Stabler	11/23/80	NYJ	51	33	64.7	4	4	81.2	334	Warren Moon	10/06/91	Den	31	19	61.3	2	1	106.1
387	Vince Young	11/29/09	Ari	43	27	62.8	1	0	99.7	334	Billy Volek	11/14/04	Chi	44	27	61.4	2	1	90.5
386	George Blanda	09/16/62	BPA	36	20	55.6	3	4	81.3	331	Jacky Lee	11/25/60	BPA	38	21	55.3	1	0	93.2
381	Warren Moon	10/28/90	NYJ	43	30	69.8	1	0	104.9	331	Ryan Tannehill	11/03/19	Car	39	27	69.2	1	2	82.3
378	Jake Locker	09/23/12	Det	42	29	69.0	2	0	113.0	330	Cody Carlson	12/13/92	GB	36	25	69.4	0	2	75.0
377	Gifford Nielsen	12/20/81	Pit	37	24	64.9	3	2	103.1	330	Warren Moon	12/08/85	NYG	47	26	55.3	2	2	73.9
371	Marcus Mariota	11/08/15	NO	39	28	71.8	4	0	135.7	330	Warren Moon	09/06/92	Pit	45	29	64.4	2	5	61.6
369	Warren Moon	10/14/90	Cin	33	21	63.6	5	1	128.7	329	Dan Pastorini	10/17/76	SD	39	25	64.1	3	1	105.6
369	Warren Moon	11/07/93	Sea	55	36	65.5	2	2	81.6	329	Don Trull	11/13/66	BPA	45	23	51.1	3	0	97.4
367	Marcus Mariota	09/27/15	Ind	44	27	61.4	2	2	84.2	328	George Blanda	11/06/64	BPA	44	20	45.5	2	1	76.7
366	George Blanda	11/13/60	LAC	55	31	56.4	3	4	64.7	327	Warren Moon	11/29/87	Ind	44	24	54.5	3	2	82.3
366	Ryan Tannehill	10/18/20	Hou	41	30	73.2	4	1	122.6	326	Jake Locker	10/20/13	SF	41	25	61.0	2	1	92.1
365	Warren Moon	09/09/84	Ind	43	23	53.5	0	0	82.0	324	Warren Moon	11/24/91	Pit	48	24	50.0	2	5	46.2
364	Warren Moon	12/22/85	Ind	40	22	55.0	2	2	81.7	323	Ryan Tannehill	11/21/21	Hou	52	35	67.3	1	4	58.4
361	Warren Moon	09/13/92	Ind	39	29	74.4	2	0	119.7	322	Warren Moon	11/18/90	Cle	32	24	75.0	5	0	146.1
360	Steve McNair	10/05/03	NE	45	23	51.1	0	1	68.8	321	Warren Moon	10/18/92	Den	39	23	59.0	2	1	91.9
358	Matt Hasselbeck	09/18/11	Bal	42	30	71.4	1	1	95.1	321	Ryan Tannehill	09/27/20	Min	37	23	62.2	0	1	78.8
356	Warren Moon	10/21/84	SF	33	25	75.8	2	2	105.1	320	Ryan Fitzpatrick	11/24/13	Oak	42	30	71.4	2	0	109.2
355	Warren Moon	09/30/90	SD	46	27	58.7	2	1	88.6	317	Warren Moon	10/15/89	Chi	26	16	61.5	2	2	97.8
355	Neil O'Donnell	10/03/99	SF	40	20	50.0	2	1	87.0	315	Warren Moon	09/08/91	Cin	37	22	59.5	1	1	84.9
354	Dan Pastorini	10/20/74	StL	40	26	65.0	1	0	101.5	315	Jerry Rhome	12/13/70	Cin	54	27	50.0	2	2	65.0
352	Chris Chandler	09/24/95	Cin	26	23	88.5	4	0	158.3	314	Pete Beathard	10/20/69	NYJ	47	23	48.9	1	3	51.2
351	George Blanda	12/03/61	SD	33	20	60.6	4	1	123.9	313	Marcus Mariota	11/06/16	SD	43	27	62.8	3	2	88.6
350	George Blanda	12/17/61	Oak	31	18	58.1	4	2	110.2	312	George Blanda	10/25/64	SD	37	22	59.5	1	2	73.3

TOP PERFORMANCES: 300-YARD PASSING GAMES

Yards	Player	Date	Opp	Att	Cmp	Pct	TD	Int	Rate
312	Ryan Tannehill	10/20/19	LAC	29	23	79.3	2	1	120.1
311	Matt Hasselbeck	09/25/11	Den	36	27	75.0	2	0	119.1
310	Steve McNair	12/18/05	Sea	38	23	60.5	2	0	104.1
310	Warren Moon	11/09/86	Cin	44	25	56.8	1	0	86.4
310	Warren Moon	09/26/93	LAN	42	19	45.2	1	2	58.6
310	Warren Moon	09/13/87	LAN	43	21	48.8	2	2	68.9
310	Neil O'Donnell	09/19/99	Cle	40	31	77.5	1	0	107.3
309	Jake Locker	12/02/12	Hou	45	21	46.7	1	3	49.2
308	George Blanda	09/22/63	NYJ	37	25	67.6	1	2	79.6
308	George Blanda	11/07/65	Oak	60	27	45.0	2	3	51.3
308	Steve McNair	12/08/96	Jac	37	24	64.9	1	1	88.6
308	Warren Moon	09/23/90	Ind	39	29	74.4	3	1	111.9
306	Marcus Mariota	11/16/17	Pit	33	22	66.7	1	4	66.8
306	Marcus Mariota	10/16/17	Ind	32	23	71.9	1	1	99.2
306	Warren Moon	12/16/84	Cle	31	19	61.3	0	0	94.3
305	Vince Young	11/19/07	Den	41	26	63.4	1	2	73.7
304	George Blanda	10/24/65	KC	33	19	57.6	5	0	128.0
304	Marcus Mariota	09/19/19	Jax	40	23	57.5	0	0	81.7
304	Warren Moon	10/26/86	LAA	46	18	39.1	0	4	26.0

Yards	Player	Date	Opp	Att	Cmp	Pct	TD	Int	Rate
303	George Blanda	09/25/66	Buf	54	23	42.6	2	5	34.7
303	Marcus Mariota	11/26/18	Hou	23	22	95.7	2	0	147.7
303	Warren Moon	12/02/84	Pit	45	27	60.0	1	3	59.8
302	Steve McNair	12/09/01	Min	33	25	75.8	2	0	123.5
300	George Blanda	10/02/66	Den	37	15	40.5	5	2	86.7
300	Archie Manning	09/18/83	Pit	35	16	45.7	1	4	45.8
300	Warren Moon	11/26/90	Buf	22	16	72.7	2	0	145.1
300	Kerry Collins	01/02/11	Ind	39	28	71.8	2	0	111.1

TOP PERFORMANCES: 100-YARD RECEIVING GAMES

Yards	Player	Date	Opp	Rec	Avg	TD
272	Charlie Hennigan	10/13/61	BPA	13	20.9	1
245	Haywood Jeffires	12/16/90	KC	9	27.2	1
233	Drew Bennett	12/13/04	KC	12	19.4	3
232	Charlie Hennigan	10/29/61	Buf	9	25.8	2
225	Kenny Britt	10/24/10	Phi	7	32.1	3
214	Charlie Hennigan	12/03/61	SD	10	21.4	3
210	Drew Hill	12/22/85	Ind	9	23.3	2
202	Charlie Hennigan	09/16/62	BPA	8	25.3	2
197	Tim Smith	09/04/83	GB	8	24.6	1
188	Charlie Hennigan	09/27/64	Den	11	17.1	0
186	Charlie Hennigan	09/22/63	NYJ	9	20.7	1
186	Haywood Jeffires	10/13/91	NYJ	13	14.3	0
186	Derrick Mason	01/06/02	Cin	9	20.7	2
185	Drew Hill	11/09/86	Cin	10	18.5	0
182	Corey Davis	12/06/20	Cle	11	16.5	1
182	Charley Frazier	09/19/65	BPA	6	30.3	2
182	Bill Groman	11/20/60	Den	3	60.7	2
181	Charlie Hennigan	11/29/64	BPA	12	15.1	0
180	Ken Burrough	11/06/77	Chi	6	30.0	2
179	Mike Montgomery	10/20/74	StL	9	19.9	1
177	Ken Burrough	11/02/75	KC	7	25.3	2
177	Derrick Mason	10/12/03	Hou	6	29.5	3
171	Bill Groman	11/25/60	BPA	9	19.0	1
169	Jared Cook (TE)	12/24/11	Jac	8	21.1	1
167	Tim Smith	12/16/84	Cle	7	23.9	0
162	Kevin Dyson	09/12/99	Cin	9	18.0	2
161	Corey Davis	09/30/18	Phi	9	17.9	1
160	Drew Bennett	12/19/04	Oak	13	12.3	2
160	Charlie Hennigan	11/01/64	Buf	12	13.3	0
159	Tim Smith	09/16/84	SD	5	31.8	1
158	Charley Frazier	11/13/66	BPA	6	26.3	2
156	Ernest Givins	11/16/86	Pit	8	19.5	1
155	A.J. Brown	10/31/21	Ind	10	15.5	1
155	Delanie Walker	11/23/14	Phi	5	31.0	0
155	Ernest Givins	10/05/86	Det	5	31.0	0
155	Bill Groman	11/06/60	Den	7	22.1	2
154	Charley Frazier	10/02/66	Den	5	30.8	3
153	A.J. Brown	10/25/20	Pit	6	25.5	1
153	A.J. Brown	12/08/19	Oak	5	30.6	2
152	Bill Groman	11/19/61	NYT	5	30.4	3
151	A.J. Brown	01/03/21	Hou	10	15.1	1
151	Ernest Givins	10/06/91	Den	5	30.2	0
150	Dave Casper (TE)	11/30/80	Cle	7	21.4	1
150	Bill Groman	12/18/60	BPA	7	21.4	0
150	Jerry LeVias	11/16/69	Den	7	21.4	1
150	Tim Smith	12/11/83	Cle	7	21.4	2
150	Kendall Wright	12/15/13	Ari	12	12.5	0

Yards	Player	Date	Opp	Rec	Avg	TD
148	Drew Bennett	11/14/04	Chi	6	24.7	1
148	Drew Hill	10/30/88	Was	9	16.4	3
147	Justin Gage	11/16/08	Jac	4	36.8	2
147	Chris Sanders	11/26/95	Den	5	29.4	2
147	Tim Smith	09/25/83	Buf	11	13.4	0
145	A.J. Brown	12/23/21	SF	11	13.2	1
145	Ken Burrough	11/03/74	NYJ	7	20.7	0
145	Charlie Hennigan	09/09/62	Buf	10	14.5	2
145	Charlie Hennigan	10/25/64	SD	8	18.1	2
144	Drew Hill	11/17/91	Cle	11	13.1	2
143	Kenny Britt	12/09/12	Ind	8	17.9	0
143	Charley Frazier	11/06/64	BPA	9	15.9	1
143	Charlie Joiner	12/13/70	Cin	6	23.8	2
143	Yancey Thigpen	10/03/99	SF	6	23.8	1
142	Delanie Walker	09/14/14	Dal	10	14.2	1
141	Drew Hill	12/23/89	Cle	10	14.1	2
140	Bill Groman	10/16/60	DLT	10	14.0	1
139	Dave Casper (TE)	12/20/81	Pit	6	23.2	3
139	Willard Dewveall (TE)	11/25/62	SD	3	46.3	2
139	Drew Hill	11/13/88	Sea	8	17.4	1
139	Haywood Jeffires	11/28/93	Pit	7	19.9	1
138	Charlie Hennigan	10/17/64	NYJ	8	17.3	1
138	Drew Hill	10/26/86	LAA	7	19.7	0
138	Billy Johnson	12/18/77	Cin	6	23.0	1
137	Willard Dewveall (TE)	12/22/63	Oak	7	19.6	2
137	Derrick Mason	12/14/03	Buf	9	15.2	0
136	Kenny Britt	09/11/11	Jax	5	27.2	2
136	Ken Burrough	10/17/76	SD	5	27.2	2
135	A.J. Brown	11/24/19	Jax	4	33.8	1
135	Kenny Britt	09/18/11	Bal	9	15.0	1
135	Webster Slaughter	11/07/93	Sea	9	15.0	1
134	Bill Groman	11/05/61	Den	3	44.7	2
134	Drew Hill	11/29/87	Ind	7	19.1	2
133	A.J. Brown	10/24/21	KC	8	16.6	1
133	Curtis Duncan	10/18/92	Den	5	26.6	0
133	Charlie Hennigan	09/14/63	Den	4	33.3	0
133	Derrick Mason	12/01/03	NYJ	11	12.1	1
132	Drew Hill	10/27/85	StL	6	22.0	1
132	Alvin Reed (TE)	10/27/68	Buf	4	33.0	2
132	Kendall Wright	11/30/14	Hou	7	18.9	1
131	Sid Blanks (RB)	09/12/64	SD	13	10.1	0
131	Nate Washington	09/22/13	SD	8	16.4	0
130	Curtis Duncan	11/18/90	Cle	7	18.6	1
130	Charlie Hennigan	10/17/65	Den	7	18.6	0
130	Butch Woolfolk (RB)	12/01/85	Cin	9	14.4	1
130	Nate Washington	12/11/11	NO	6	21.7	1
129	Ken Burrough	12/21/75	Cle	5	25.8	1

TOP PERFORMANCES: 100-YARD RECEIVING GAMES

Yards	Player	Date	Opp	Rec	Avg	TD	Yards	Player	Date	Opp	Rec	Avg	TD
129	Mac Haik	12/07/68	Buf	6	21.5	1	113	Drew Bennett	12/10/06	Hou	6	18.8	0
129	Drew Hill	12/01/85	Cin	7	18.4	0	113	Corey Davis	11/22/20	Bal	5	22.6	0
129	Drew Hill	10/27/91	Cin	6	21.5	1	113	Anthony Firkser (TE)	10/18/20	Hou	8	14.1	1
128	Kenny Britt	12/19/10	Hou	6	21.3	0	113	Dorial Green-Beckham	12/20/15	NE	6	18.8	0
128	Kenny Britt	11/29/09	Ari	7	18.3	1	113	Charlie Hennigan	09/09/61	Oak	4	28.3	1
128	Corey Davis	11/01/20	Cin	8	16.0	1	113	Charlie Hennigan	11/25/60	BPA	7	16.1	0
128	Charley Frazier	09/25/66	Buf	6	21.3	1	113	Drew Hill	11/24/88	Dal	9	12.6	1
128	Ernest Givins	10/08/89	NE	5	25.6	0	112	A.J. Brown	12/13/20	Jax	7	16.0	1
128	Drew Hill	10/15/89	Chi	5	25.6	1	112	Ken Burrough	12/14/75	Oak	4	28.0	2
128	Mike Holston	12/20/81	Pit	5	25.6	0	112	Pat Coleman	09/25/94	Cin	4	28.0	0
128	Julio Jones	09/19/21	Sea	6	21.3	0	112	Kevin Dyson	11/25/01	Pit	4	28.0	1
127	Billy Parks	11/04/73	Bal	5	25.4	1	112	John White (TE)	09/24/61	SD	6	18.7	1
127	Chris Sanders	12/08/96	Jac	7	18.1	0	112	Nate Washington	09/23/12	Det	3	37.3	1
126	Ernest Givins	11/22/87	Cle	3	42.0	1	111	Ken Burrough	10/26/75	Det	3	37.0	1
125	Corey Davis	11/11/18	NE	7	17.9	1	111	Charlie Hennigan	11/22/64	KC	8	13.9	2
125	Tim Smith	12/15/85	Cle	7	17.9	1	110	Corey Davis	12/20/20	Det	4	27.5	1
124	Drew Bennett	12/05/04	Ind	3	41.3	3	110	Kevin Dyson	12/02/01	Cle	6	18.3	0
124	A.J. Brown	12/29/19	Hou	4	31.0	1	110	Charlie Hennigan	11/13/60	LAC	8	13.8	0
124	Delanie Walker	11/13/16	GB	9	13.8	1	110	Jerry LeVias	12/06/69	NYJ	9	12.2	1
124	Oliver Williams	10/18/87	NE	9	13.8	1	110	Webster Slaughter	09/18/94	Buf	4	27.5	0
124	Roydell Williams	10/21/07	Hou	5	24.8	0	109	Drew Bennett	10/03/04	SD	9	12.1	0
124	Butch Woolfolk (RB)	10/06/85	Den	8	15.5	1	109	Ken Burrough	11/11/79	Oak	3	36.3	2
123	Ken Burrough	11/18/79	Cin	6	20.5	0	109	Eddie George (RB)	11/26/00	Jac	7	15.6	0
123	Bill Groman	10/22/61	DLT	4	30.8	2	109	Ernest Givins	09/09/90	Atl	4	27.3	2
123	Charlie Hennigan	12/17/61	Oak	5	24.6	0	109	Bill Groman	10/13/61	BPA	5	21.8	1
123	Charlie Hennigan	11/19/61	NYT	8	15.4	1	109	Charlie Hennigan	09/24/61	SD	6	18.2	0
123	Charlie Hennigan	09/28/63	Buf	8	15.4	3	109	Charlie Hennigan	10/08/61	Buf	4	27.3	0
123	Drew Hill	09/23/90	Ind	10	12.3	0	109	Drew Hill	12/20/87	Pit	4	27.3	2
123	Webster Slaughter	12/24/94	NYJ	8	15.4	0	109	Drew Hill	12/27/87	Cin	6	18.2	0
122	Ken Burrough	12/19/71	SD	4	30.5	1	109	Justin Hunter	11/24/13	Oak	6	18.2	1
122	Billy Cannon (RB)	11/19/61	NYT	7	17.4	3	109	Derrick Mason	09/08/02	Phi	7	15.6	0
122	Charlie Hennigan	12/08/63	BPA	9	13.6	2	109	Delanie Walker	11/19/15	Jac	8	13.6	0
122	Haywood Jeffires	11/24/91	Pit	8	15.3	1	108	Willard Dewveall (TE)	12/17/61	Oak	3	36.0	2
122	Jerry LeVias	10/26/69	Den	4	30.5	1	108	Ernest Givins	09/11/88	LAA	9	12.0	1
122	Derrick Mason	12/02/01	Cle	3	40.7	2	108	Ernest Givins	12/14/86	Min	6	18.0	1
122	Rishard Matthews	11/20/16	Ind	9	13.6	0	108	Ronnie Harmon (RB)	11/10/96	NO	7	15.4	1
122	Alvin Reed (TE)	09/29/68	Oak	8	15.3	0	108	Charlie Hennigan	10/22/61	DLT	4	27.0	1
121	Derrick Mason	12/19/04	Oak	9	13.4	1	108	Webster Slaughter	12/05/93	Atl	8	13.5	1
120	Dave Casper (TE)	12/21/80	Min	7	17.1	1	108	Tim Smith	12/02/84	Pit	7	15.4	0
120	Tim Smith	12/08/85	NYG	7	17.1	1	107	Ken Burrough	10/10/76	Den	5	21.4	0
120	Butch Woolfolk (RB)	09/08/85	Mia	3	40.0	1	107	Billy Cannon (RB)	12/02/62	Den	5	21.4	2
119	Charley Frazier	11/20/66	Buf	4	29.8	1	107	Ernest Givins	09/26/93	LAN	3	35.7	1
119	Ernest Givins	12/18/88	Cle	6	19.8	0	107	Drew Hill	11/15/87	Pit	4	26.8	1
119	Dorial Green-Beckham	12/06/15	Jax	5	23.8	1	107	Derrick Mason	12/16/01	GB	8	13.4	1
119	Charlie Hennigan	09/19/64	Oak	7	17.0	1	107	Alvin Reed (TE)	09/09/68	KC	4	26.8	0
119	Alvin Reed (TE)	10/20/69	NYJ	7	17.0	0	107	Tim Smith	11/11/84	KC	8	13.4	0
118	Ernest Givins	11/20/88	Pho	5	23.6	2	107	Nick Westbrook-Ikhine	11/21/21	Hou	7	15.3	0
118	Derrick Mason	09/15/02	Dal	7	16.9	0	107	Damian Williams	11/13/11	Car	5	21.4	1
118	Kalif Raymond	09/27/20	Min	3	39.3	0	106	Drew Bennett	09/10/06	NYJ	8	13.3	0
117	Ken Burrough	11/04/73	Bal	7	16.7	0	106	Ken Burrough	12/03/72	Atl	4	26.5	0
117	Ernest Givins	09/13/87	LAN	6	19.5	1	106	Charley Frazier	10/20/63	Buf	3	35.3	1
117	Bill Groman	11/12/61	BPA	6	19.5	1	106	Bill Groman	10/09/60	NYT	6	17.7	0
117	Haywood Jeffires	09/06/92	Pit	7	16.7	0	106	Gary Wellman	01/02/94	NYJ	8	13.3	0
117	Nate Washington	12/22/13	Jac	6	19.5	1	106	Lorenzo White (RB)	09/13/92	Ind	4	26.5	1
117	Nate Washington	11/21/10	Was	5	23.4	0	105	Mike Barber (TE)	11/10/80	NE	3	35.0	1
117	Nate Washington	10/31/10	SD	4	29.3	1	105	Drew Bennett	09/21/03	NO	8	13.1	1
116	Derrick Mason	12/01/02	NYG	12	9.7	1	105	Kenny Britt	10/04/09	Jac	7	15.0	0
116	Ben Troupe (TE)	12/18/05	Sea	6	19.3	0	105	Chris Brown (RB)	11/27/05	SF	3	35.0	1
115	Drew Bennett	11/12/06	Bal	6	19.2	0	105	Rishard Matthews	12/18/16	KC	4	26.3	0
115	Bill Groman	09/11/60	Oak	6	19.2	1	105	Carl Pickens	09/24/00	Pit	2	52.5	0
115	Nate Washington	11/20/11	Atl	9	12.8	2	105	Bo Scaife (TE)	09/07/08	Jac	6	17.5	0
114	Jim Beirne	11/09/69	Cin	6	19.0	2	105	Nate Washington	09/29/13	NYJ	4	26.3	2
114	A.J. Brown	12/15/19	Hou	8	14.3	1	105	Lorenzo White (RB)	12/20/92	Cle	6	17.5	0
114	Billy Cannon (RB)	12/10/61	NYT	5	22.8	2	104	Kevin Dyson	09/10/00	KC	6	17.3	1
114	Drew Hill	12/21/86	Buf	5	22.8	0	104	Justin Gage	12/30/07	Ind	7	14.9	0
114	Justin Hunter	12/08/13	Den	4	28.5	1	104	Justin Gage	12/21/08	Pit	5	20.8	1
114	Derrick Mason	11/25/01	Pit	7	16.3	0	104	Ernest Givins	10/16/88	Pit	5	20.8	1
114	Rishard Matthews	01/01/17	Hou	9	12.7	1	104	Leonard Harris	10/11/87	Cle	6	17.3	0
114	Rishard Matthews	11/16/17	Pit	5	22.6	1	104	Charlie Hennigan	11/15/64	Oak	6	17.3	0
114	Bob McLeod (TE)	12/09/62	Oak	5	22.8	1	104	Billy Johnson	11/28/76	Atl	5	20.8	1

TOP PERFORMANCES: 100-YARD RECEIVING GAMES

Yards	Player	Date	Opp	Rec	Avg	TD	Yards	Player	Date	Opp	Rec	Avg	TD
104	Derrick Mason	09/19/04	Ind	8	13.0	0	101	Drew Hill	11/08/87	SF	4	25.3	0
104	Chris Sanders	09/24/95	Cin	2	52.0	2	101	Mike Holston	11/29/81	Atl	8	12.6	1
104	Taywan Taylor	12/02/18	NYJ	3	34.7	0	101	Roy Hopkins (RB)	11/08/70	KC	6	16.8	0
103	Jim Beirne	11/28/68	KC	4	25.8	1	101	Brandon Jones	12/24/06	Buf	5	20.2	1
103	Drew Hill	12/08/85	NYG	6	17.2	0	101	Jerry LeVias	11/29/70	Den	3	33.7	2
103	Haywood Jeffires	09/11/94	Dal	6	17.2	0	101	Jerry LeVias	11/23/69	Mia	4	25.3	1
103	Derrick Mason	10/01/00	NYG	6	17.2	1	101	Chris Sanders	10/18/98	Cin	3	33.7	0
103	Jared Cook (TE)	12/18/11	Ind	9	11.4	0	101	Tajae Sharpe	10/21/18	LAC	7	14.4	0
103	Kendall Wright	11/24/13	Oak	6	17.2	1	101	Tim Smith	10/21/84	SF	6	16.8	1
102	Dave Casper (TE)	12/19/82	Phi	5	20.4	1	101	Kendall Wright	09/13/15	TB	4	25.3	1
102	Willie Frazier (TE)	11/06/64	BPA	2	51.0	1	100	Dave Casper (TE)	11/28/82	NE	6	16.7	1
102	Ernest Givins	11/23/86	Ind	7	14.6	0	100	Curtis Duncan	12/13/92	GB	6	16.7	0
102	Bill Groman	10/23/60	NYT	5	20.4	3	100	Charley Frazier	09/03/66	Den	6	16.7	3
102	Drew Hill	11/26/90	Buf	6	17.0	0	100	A.J. Brown	09/08/19	Cle	3	33.3	0
102	Drew Hill	12/13/87	NO	4	25.5	0	100	Ernest Givins	10/25/92	Cin	8	12.5	1
102	Chris Sanders	12/01/96	NYJ	3	34.0	1	100	Ernest Givins	11/26/92	Det	4	25.0	0
102	Tim Smith	09/09/84	Ind	6	17.0	0	100	Bill Groman	10/29/61	Buf	2	50.0	2
102	Yancey Thigpen	09/27/98	Jac	6	17.0	2	100	Drew Hill	11/20/88	Pho	5	20.0	1
102	Nate Washington	12/14/14	NYJ	6	17.0	0	100	Chris Johnson (RB)	11/15/09	Buf	9	11.1	0
101	A.J. Brown	11/08/20	Chi	4	25.3	1	100	Marcus Johnson	11/14/21	NO	5	20.0	0
101	Corey Davis	09/14/20	Den	7	14.4	0	100	Charlie Joiner	10/25/70	SD	5	20.0	1
101	Ernest Givins	10/14/90	Cin	6	16.8	1	100	Chris Sanders	12/19/99	Atl	5	20.0	1
101	Bill Groman	12/10/61	NYT	5	20.2	0	100	Chris Sanders	12/14/97	Bal	7	14.3	0
101	Bill Groman	12/11/60	Buf	3	33.7	1	100	Chris Sanders	10/13/96	Atl	4	25.0	1
101	Charlie Hennigan	10/01/61	DLT	3	33.7	1	100	Frank Wycheck (TE)	10/21/01	Det	7	14.3	1
101	Charlie Hennigan	09/07/63	Oak	7	14.4	1							
101	Drew Hill	11/05/89	Det	9	11.2	1							

CAREER 100-YARD RECEIVING GAMES

No.	Player	W-L-T
26	Charlie Hennigan	12-14-0
24	Drew Hill	15-9-0
18	Ernest Givins	7-11-0
14	Ken Burrough	12-2-0
13	Derrick Mason	7-6-0
12	A.J. Brown	10-2-0
10	Tim Smith	3-7-0
9	Drew Bennett	3-6-0
9	Nate Washington	4-5-0
8	Charles Frazier	3-5-0
8	Bill Groman	8-0-0
8	Chris Sanders	6-2-0
7	Kenny Britt	4-3-0
7	Corey Davis	5-2-0
6	Haywood Jeffires	3-3-0
5	Jerry LeVias	3-1-1
5	Kendall Wright	3-2-0
4	Kevin Dyson	3-1-0
4	Rishard Matthews	2-2-0
4	Alvin Reed	1-3-0
4	Webster Slaughter	2-2-0
4	Delanie Walker	1-3-0
3	Curtis Duncan	1-2-0
3	Justin Gage	3-0-0
2	Mike Barber	2-0-0
2	Jim Bierne	0-1-1
2	Jared Cook	1-1-0
2	Willard Dewveall	1-1-0
2	Dorial Green-Beckham	1-1-0
2	Justin Hunter	1-1-0
2	Billy Johnson	2-0-0
2	Charlie Joiner	0-1-1
2	Yancey Thigpen	0-2-0
2	Lorenzo White	2-0-0
2	Butch Woolfolk	1-1-0
1	Sid Blanks	0-1-0
1	Chris Brown	1-0-0
1	Pat Coleman	1-0-0
1	Anthony Firkser	1-0-0
1	Willie Fraizer	1-0-0
1	Eddie George	0-1-0
1	Mac Haik	1-0-0
1	Ronnie Harmon	1-0-0
1	Leonard Harris	1-0-0
1	Mike Holston	0-1-0
1	Roy Hopkins	0-1-0
1	Chris Johnson	1-0-0
1	Marcus Johnson	1-0-0
1	Brandon Jones	1-0-0
1	Julio Jones	1-0-0
1	Mike Montgomery	0-1-0
1	Dave Parks	1-0-0
1	Carl Pickens	1-0-0
1	Kalif Raymond	1-0-0
1	Bo Scaife	1-0-0
1	Tajaé Sharpe	0-1-0
1	Taywan Taylor	1-0-0
1	Ben Troupe	0-1-0
1	Gary Wellman	1-0-0
1	Nick Westbrook-Ikhine	0-1-0
1	John White	0-1-0
1	Damian Williams	1-0-0
1	Oliver Williams	0-1-0
1	Roydell Williams	1-0-0
1	Frank Wycheck	1-0-0

CAREER 100-YARD RUSHING GAMES

No.	Player	W-L-T
39	Earl Campbell	28-11-0
36	Eddie George	30-6-0
35	Chris Johnson	26-9-0
25	Derrick Henry	22-3-0
11	Hoyle Granger	8-2-1
8	Mike Rozier	6-2-0
7	Chris Brown	4-3-0
7	LenDale White	6-1-0
7	Lorenzo White	4-3-0
6	Gary Brown	6-0-0
6	Ronnie Coleman	5-1-0
6	DeMarco Murray	4-2-0
6	Charlie Tolar	6-0-0
6	Travis Henry	3-3-0
5	Billy Cannon	5-0-0
3	Rob Carpenter	2-1-0
3	D'Onta Foreman	1-2-0
3	Larry Moriarty	2-1-0
3	Dave Smith	3-0-0
2	Sid Blanks	2-0-0
2	Woody Campbell	2-0-0
2	Allen Pinkett	2-0-0
2	Rodney Thomas	2-0-0
1	Ode Burrell	0-1-0
1	Joe Dawkins	0-1-0
1	Don Hardeman	1-0-0
1	Dontrell Hilliard	0-1-0
1	Skip Hicks	1-0-0
1	Roy Hopkins	1-0-0
1	Marcus Mariota	1-0-0
1	Paul Robinson	0-1-0
1	Fred Willis	0-1-0
1	Butch Woolfolk	1-0-0

CAREER 300-YARD PASSING GAMES

No.	Player	W-L-T
38	Warren Moon	20-18-0
15	George Blanda	5-10-0
10	Steve McNair	4-6-0
8	Ryan Tannehill	6-2-0
8	Marcus Mariota	3-5-0
3	Matt Hasselbeck	3-0-0
3	Jake Locker	1-2-0
3	Billy Volek	0-3-0
3	Dan Pastorini	0-3-0
2	Cody Carlson	1-1-0
2	Ryan Fitzpatrick	1-1-0
2	Jacky Lee	1-0-1
2	Archie Manning	0-2-0
2	Neil O'Donnell	1-1-0
2	Vince Young	1-1-0
1	Pete Beathard	0-0-1
1	Chris Chandler	1-0-0
1	Kerry Collins	0-1-0
1	Lynn Dickey	1-0-0
1	Zach Mettenberger	0-1-0
1	Gifford Nielsen	1-0-0
1	Jerry Rhome	0-1-0
1	Ken Stabler	0-1-0
1	Don Trull	0-1-0

TOP PERFORMANCES BY TEAMMATES

GAMES WITH MORE THAN ONE 100-YARD RUSHER

Dec. 15, 1962	@ New York, Billy Cannon (9-103) and Charlie Tolar (29-107)
Nov. 12, 1967	@ Denver, Woody Campbell (16-101) and Hoyle Granger (22-142)
Dec. 3, 1967	vs. Miami, Woody Campbell (18-141) and Hoyle Granger (25-111)
Sep. 28, 1975	vs. San Diego, Ronnie Coleman (16-112) and Don Hardeman (27-107)
Nov. 27, 1977	vs. Kansas City, Rob Carpenter (14-149) and Ronnie Coleman (15-101)
Oct. 19, 2008	@ Kansas City, Chris Johnson (18-168) and LenDale White (17-149)
Nov. 27, 2008	@ Detroit, Chris Johnson (16-125) and LenDale White (23-106)
Nov. 28, 2021	@ New England, Dontrell Hilliard (12-131) and D'Onta Foreman (19-109)

GAMES WITH MORE THAN ONE 100-YARD RECEIVER

Nov. 25, 1960	@ Boston, Bill Groman (9-171) and Charlie Hennigan (7-113)
Sep. 24, 1961	@ San Diego, Charlie Hennigan (6-109) and John White (6-112)
Oct. 13, 1961	@ Boston, Bill Groman (8-148) and Charlie Hennigan (13-272)
Oct. 22, 1961	vs. Dallas, Bill Groman (4-123) and Charlie Hennigan (4-108)
Sep. 12, 1964	@ San Diego, Sid Banks (12-131) and Charlie Hennigan (7-104)
Nov. 6, 1964	@ Boston, Charles Frazier (9-143) and Willie Frazier (2-102)
Nov. 4, 1973	@ Baltimore, Ken Burrough (7-117) and Dave Parks (5-127)
Nov. 20, 1978	vs. Miami, Mike Barber (4-112) and Ken Burrough (6-103)
Nov. 20, 1988	vs. Phoenix, Ernest Givens (5-118) and Drew Hill (5-100)
Nov. 25, 2001	vs. Pittsburgh, Kevin Dyson (4-112) and Derrick Mason (7-114)
Dec. 2, 2001	@ Cleveland, Kevin Dyson (6-110) and Derrick Mason (3-122)
Dec. 19, 2004	@ Oakland, Derrick Mason (9-121) and Drew Bennett (13-160)
Nov. 24, 2013	@ Oakland, Justin Hunter (6-109) and Kendall Wright (6-103)

GAMES WITH 300-YARD PASSER, TWO 100-YARD RECEIVERS

Nov. 25, 1960	at Boston, Jackie Lee (331 yards passing), Bill Groman (171 receiving), Charlie Hennigan (113 receiving)
Oct. 13, 1961	at Boston, Jacky Lee (457 yards passing), Charlie Hennigan (272 receiving), Bill Groman (148 receiving)
Nov. 6, 1964	at Boston, George Blanda (328 yards passing), Charles Frazier (143 receiving), Willie Frazier (102 receiving)
Nov. 4, 1973	at Baltimore, Lynn Dickey (340 yards passing), Dave Parks (127 receiving), Ken Burrough (117 receiving)
Nov. 25, 2001	vs. Pittsburgh, Steve McNair (334 yards passing), Derrick Mason (114 receiving), Kevin Dyson (112 receiving)
Dec. 19, 2004	at Oakland, Billy Volek (492 yards passing), Drew Bennett (160 receiving), Derrick Mason (121 receiving)
Nov. 24, 2013	at Oakland, Ryan Fitzpatrick (320 yards passing), Justin Hunter (109 receiving), Kendall Wright (103 receiving)

GAMES WITH 100-YARD RUSHER, 100-YARD RECEIVER & 300-YARD PASSER

Dec. 17, 1961	at Oakland, George Blanda (350 yards passing), Billy Cannon (145 rushing), Charlie Hennigan (123 receiving), Willard Dewveall (108 receiving)
Sep. 4, 1983	vs. Green Bay, Archie Manning (348 yards passing), Earl Campbell (123 rushing), Tim Smith (197 receiving)
Nov. 29, 1987	at Indianapolis, Warren Moon (327 yards passing), Mike Rozier (122 rushing), Drew Hill (134 receiving)
Nov. 26, 1990	vs. Buffalo, Warren Moon (300 yards passing), Lorenzo White (125 rushing), Drew Hill (102 receiving)
Sep. 6, 1992	vs. Pittsburgh, Warren Moon (330 yards passing), Lorenzo White (100 rushing) and Haywood Jeffires (117 receiving)
Nov. 29, 2009	vs. Arizona, Vince Young (387 yards passing), Chris Johnson (154 rushing) and Kenny Britt (128 receiving)
Dec. 8, 2019	at Oakland, Ryan Tannehill (391 yards passing), Derrick Henry (103 rushing) and A.J. Brown (153 receiving)
Sept. 27, 2020	at Minnesota, Ryan Tannehill (321 yards passing), Derrick Henry (119 rushing) and Kalif Raymond (118 receiving)
Oct. 18, 2020	vs. Houston, Ryan Tannehill (366 yards passing), Derrick Henry (212 rushing) and Anthony Firkser (113 receiving)
Sept. 19, 2021	at Seattle, Ryan Tannehill (347 yards passing), Derrick Henry (182 rushing) and Julio Jones (128 receiving)

LARGEST WIN/LOSS MARGINS

LARGEST MARGIN OF VICTORY

MARGIN	SCORE	DATE	OPPONENT
1. 55 points	55-0	9/9/61	OAKLAND
2. 47 points	47-0	11/6/77	CHICAGO
3. 44 points	58-14	12/9/90	CLEVELAND
4. 42 points	55-13	11/5/61	at Denver
5. 40 points	47-7	12/13/09	ST. LOUIS
6. 39 points	56-17	10/14/62	N.Y. TITANS
7. 38 points	45-7	9/3/66	DENVER
8. 37 points	47-10	11/27/08	at Detroit
9. 36 points	49-13	11/19/61	N.Y. TITANS
10. 35 points	41-6	12/11/88	CINCINNATI
35 points	38-3	11/14/93	at Cincinnati
12. 34 points	37-3	11/11/12	at Miami
34 points	44-10	12/15/62	at N.Y. Titans
13. 32 points	35-3	12/10/00	CINCINNATI
32 points	35-3	10/27/91	CINCINNATI
32 points	39-7	10/1/89	MIAMI

LARGEST MARGIN OF DEFEAT

MARGIN	SCORE	DATE	OPPONENT
1. 59 points	59-0	10/18/09	at New England
2. 54 points	61-7	12/17/89	at Cincinnati
3. 48 points	55-7	12/23/12	at Green Bay
4. 44 points	44-0	11/1/70	at St. Louis
44 points	61-17	12/17/72	CINCINNATI
6. 43 points	57-14	10/1/17	at Houston
7. 42 points	45-3	11/1/63	at Boston
42 points	52-10	12/20/70	at Dallas
42 points	45-3	9/18/88	at N.Y. Jets
10. 41 points	55-14	11/6/83	CINCINNATI
41 points	51-10	10/13/74	at Minnesota
12. 39 points	52-13	9/18/66	at N.Y. Jets
13. 34 points	34-0	10/9/72	OAKLAND
34 points	34-0	11/26/89	at Kansas City
34 points	41-7	10/23/11	HOUSTON
16. 33 points	40-7	11/22/87	CLEVELAND
33 points	40-7	9/17/06	at San Diego



TENNESSEE
TITANS

NFL STATISTICS

FINAL 2021 NFL STANDINGS

American Football Conference - 2021 Regular Season

<u>AFC East Team</u>	<u>W</u>	<u>L</u>	<u>T</u>	<u>Pct</u>	<u>PF</u>	<u>PA</u>	<u>Net Pts</u>	<u>TD</u>	<u>Home</u>	<u>Road</u>	<u>Div</u>	<u>Conf</u>	<u>Non-Conf</u>	<u>Streak</u>	<u>Last 5</u>
z- Buffalo Bills	11	6	0	.647	483	289	194	57	6-3	5-3	5-1	7-5	4-1	4W	4-1
y- New England Patriots	10	7	0	.588	462	303	159	51	4-5	6-2	3-3	8-4	2-3	1L	2-3
Miami Dolphins	9	8	0	.529	341	373	-32	39	6-3	3-5	4-2	6-6	3-2	1W	4-1
New York Jets	4	13	0	.235	310	504	-194	36	3-6	1-7	0-6	4-8	0-5	2L	1-4
<u>AFC North Team</u>	<u>W</u>	<u>L</u>	<u>T</u>	<u>Pct</u>	<u>PF</u>	<u>PA</u>	<u>Net Pts</u>	<u>TD</u>	<u>Home</u>	<u>Road</u>	<u>Div</u>	<u>Conf</u>	<u>Non-Conf</u>	<u>Streak</u>	<u>Last 5</u>
z- Cincinnati Bengals	10	7	0	.588	460	376	84	54	5-4	5-3	4-2	8-4	2-3	1L	3-2
y- Pittsburgh Steelers	9	7	1	.559	343	398	-55	34	6-2-1	3-5	4-2	7-5	2-2-1	2W	3-2
Cleveland Browns	8	9	0	.471	349	371	-22	43	6-3	2-6	3-3	5-7	3-2	1W	2-3
Baltimore Ravens	8	9	0	.471	387	392	-5	41	5-4	3-5	1-5	5-7	3-2	6L	0-5
<u>AFC South Team</u>	<u>W</u>	<u>L</u>	<u>T</u>	<u>Pct</u>	<u>PF</u>	<u>PA</u>	<u>Net Pts</u>	<u>TD</u>	<u>Home</u>	<u>Road</u>	<u>Div</u>	<u>Conf</u>	<u>Non-Conf</u>	<u>Streak</u>	<u>Last 5</u>
*- Tennessee Titans	12	5	0	.706	419	354	65	49	7-2	5-3	5-1	8-4	4-1	3W	4-1
Indianapolis Colts	9	8	0	.529	451	365	86	52	4-5	5-3	3-3	7-5	2-3	2L	3-2
Houston Texans	4	13	0	.235	280	452	-172	31	2-7	2-6	3-3	4-8	0-5	2L	2-3
Jacksonville Jaguars	3	14	0	.176	253	457	-204	28	3-6	0-8	1-5	3-9	0-5	1W	1-4
<u>AFC West Team</u>	<u>W</u>	<u>L</u>	<u>T</u>	<u>Pct</u>	<u>PF</u>	<u>PA</u>	<u>Net Pts</u>	<u>TD</u>	<u>Home</u>	<u>Road</u>	<u>Div</u>	<u>Conf</u>	<u>Non-Conf</u>	<u>Streak</u>	<u>Last 5</u>
z- Kansas City Chiefs	12	5	0	.706	480	364	116	57	7-2	5-3	5-1	7-5	5-0	1W	4-1
y- Las Vegas Raiders	10	7	0	.588	374	439	-65	37	5-4	5-3	3-3	8-4	2-3	4W	4-1
Los Angeles Chargers	9	8	0	.529	474	459	15	58	5-4	4-4	3-3	6-6	3-2	1L	2-3
Denver Broncos	7	10	0	.412	335	322	13	37	4-5	3-5	1-5	3-9	4-1	4L	1-4

National Football Conference - 2021 Regular Season

<u>NFC East Team</u>	<u>W</u>	<u>L</u>	<u>T</u>	<u>Pct</u>	<u>PF</u>	<u>PA</u>	<u>Net Pts</u>	<u>TD</u>	<u>Home</u>	<u>Road</u>	<u>Div</u>	<u>Conf</u>	<u>Non-Conf</u>	<u>Streak</u>	<u>Last 5</u>
z- Dallas Cowboys	12	5	0	.706	530	358	172	64	5-3	7-2	6-0	10-2	2-3	1W	4-1
y- Philadelphia Eagles	9	8	0	.529	444	385	59	50	3-5	6-3	3-3	7-5	2-3	1L	4-1
Washington Football Team	7	10	0	.412	335	434	-99	37	3-5	4-5	2-4	6-6	1-4	1W	1-4
New York Giants	4	13	0	.235	258	416	-158	24	3-5	1-8	1-5	3-9	1-4	6L	0-5
<u>NFC North Team</u>	<u>W</u>	<u>L</u>	<u>T</u>	<u>Pct</u>	<u>PF</u>	<u>PA</u>	<u>Net Pts</u>	<u>TD</u>	<u>Home</u>	<u>Road</u>	<u>Div</u>	<u>Conf</u>	<u>Non-Conf</u>	<u>Streak</u>	<u>Last 5</u>
*- Green Bay Packers	13	4	0	.765	450	371	79	54	8-0	5-4	4-2	9-3	4-1	1L	4-1
Minnesota Vikings	8	9	0	.471	425	426	-1	48	5-3	3-6	4-2	6-6	2-3	1W	3-2
Chicago Bears	6	11	0	.353	311	407	-96	33	3-5	3-6	2-4	4-8	2-3	1L	2-3
Detroit Lions	3	13	1	.206	325	467	-142	35	3-5	0-8-1	2-4	3-9	0-4-1	1W	2-3
<u>NFC South Team</u>	<u>W</u>	<u>L</u>	<u>T</u>	<u>Pct</u>	<u>PF</u>	<u>PA</u>	<u>Net Pts</u>	<u>TD</u>	<u>Home</u>	<u>Road</u>	<u>Div</u>	<u>Conf</u>	<u>Non-Conf</u>	<u>Streak</u>	<u>Last 5</u>
z- Tampa Bay Buccaneers	13	4	0	.765	511	353	158	63	7-1	6-3	4-2	8-4	5-0	3W	4-1
New Orleans Saints	9	8	0	.529	364	335	29	43	3-5	6-3	4-2	7-5	2-3	2W	4-1
Atlanta Falcons	7	10	0	.412	313	459	-146	33	2-6	5-4	2-4	4-8	3-2	2L	2-3
Carolina Panthers	5	12	0	.294	304	404	-100	32	2-6	3-6	2-4	3-9	2-3	7L	0-5
<u>NFC West Team</u>	<u>W</u>	<u>L</u>	<u>T</u>	<u>Pct</u>	<u>PF</u>	<u>PA</u>	<u>Net Pts</u>	<u>TD</u>	<u>Home</u>	<u>Road</u>	<u>Div</u>	<u>Conf</u>	<u>Non-Conf</u>	<u>Streak</u>	<u>Last 5</u>
z- Los Angeles Rams	12	5	0	.706	460	372	88	52	5-3	7-2	3-3	8-4	4-1	1L	4-1
y- Arizona Cardinals	11	6	0	.647	449	366	83	52	3-5	8-1	4-2	7-5	4-1	1L	1-4
y- San Francisco 49ers	10	7	0	.588	427	365	62	50	4-4	6-3	2-4	7-5	3-2	2W	4-1
Seattle Seahawks	7	10	0	.412	395	366	29	49	3-5	4-5	3-3	4-8	3-2	2W	3-2

y - Clinched Wild Card

z - Clinched Division

* - Clinched Division and Homefield Advantage

Playoff Results:

Wild Card Round

Las Vegas 19 at CINCINNATI 26
 New England 17 at BUFFALO 47
 Philadelphia 15 at TAMPA BAY 31
 SAN FRANCISCO 23 at Dallas 17
 Pittsburgh 21 at KANSAS CITY 42
 Arizona 11 at LOS ANGELES RAMS 34

Divisional Round

CINCINNATI 19 at Tennessee 16
 SAN FRANCISCO 13 at Green Bay 10
 LOS ANGELES RAMS 30 at Tampa Bay 27
 Buffalo 36 at KANSAS CITY 42

Championship Round

CINCINNATI 27 at Kansas City 24
 San Francisco 17 at LOS ANGELES RAMS 20

Super Bowl LVI

L.A. RAMS 23 at Cincinnati Bengals 20

WEEK 18 / THROUGH SUNDAY, JANUARY 9, 2022

OFFENSE	Balt.	Buff.	Cin.	Clev.	Denv.	Hou.	Ind.	Jax
GAMES (Won-Lost)	8-9	11-6	10-7	8-9	7-10	4-13	9-8	3-14
FIRST DOWNS	394	398	337	342	331	266	354	304
Rushing	159	134	96	138	124	77	154	92
Passing	209	236	208	177	179	162	167	178
Penalty	26	28	33	27	28	27	33	34
YDS GAINED (tot)	6440	6493	6145	5791	5618	4727	5901	5191
Avg per Game	378.8	381.9	361.5	340.6	330.5	278.1	347.1	305.4
RUSHING (net)	2479	2209	1742	2471	2025	1422	2540	1755
Avg per Game	145.8	129.9	102.5	145.4	119.1	83.6	149.4	103.2
Rushes	517	461	436	485	455	420	499	392
Yards per Rush	4.8	4.8	4.0	5.1	4.5	3.4	5.1	4.5
PASSING (net)	3961	4284	4403	3320	3593	3305	3361	3436
Avg per Game	233.0	252.0	259.0	195.3	211.4	194.4	197.7	202.1
Passes Att.	611	655	555	520	541	546	521	604
Completed	396	415	384	320	354	354	324	361
Pct Completed	64.8	63.4	69.2	61.5	65.4	64.8	62.2	59.8
Yards Gained	4267	4450	4806	3619	3856	3630	3588	3674
Sacked	57	27	55	49	40	44	32	32
Yards Lost	306	166	403	299	263	325	227	238
Had intercepted	18	16	14	14	9	15	8	17
Yards Opp Ret	157	151	257	175	134	116	49	165
Opp TDs on Int	1	0	2	0	1	0	1	1
PUNTS	71	53	66	67	67	88	59	72
Avg Yards	44.4	42.1	46.4	43.0	46.0	46.7	44.5	46.3
PUNT RETURNS	26	37	36	47	28	26	23	19
Avg Return	13.8	8.5	7.3	7.2	8.2	7.2	7.4	8.4
Returned for TD	0	0	0	0	0	0	0	0
KICKOFF RETURNS	32	34	33	40	18	43	33	36
Avg Return	23.0	23.2	20.1	20.7	16.2	23.4	24.5	22.2
Returned for TD	0	0	0	0	0	1	0	1
PENALTIES	102	113	72	112	83	114	76	104
Yards Penalized	852	980	620	1035	711	978	688	856
FUMBLES BY	21	24	18	20	12	18	21	21
Fumbles Lost	8	6	7	8	9	7	11	12
Opp Fumbles	13	23	21	24	12	25	26	12
Opp Fum Lost	6	11	8	6	6	8	14	2
POSS. TIME (avg)	32:22	31:34	30:39	30:48	30:48	28:14	31:44	27:22
TOUCHDOWNS	41	57	54	43	37	31	52	28
Rushing	18	20	16	20	16	8	22	13
Passing	21	36	36	21	20	21	27	12
Returns	2	1	2	2	1	2	3	3
EXTRA-PT KICKS	32/32	51/51	47/49	37/39	33/34	25/29	46/47	18/22
2-PT CONVERSIONS	2/8	3/6	1/5	3/4	1/3	2/2	2/5	2/6
FIELD GOALS/FGA	35/37	28/32	29/34	16/22	26/31	21/27	29/35	21/27
POINTS SCORED	387	483	460	349	335	280	451	253

DEFENSE	Balt.	Buff.	Cin.	Clev.	Denv.	Hou.	Ind.	Jax
POINTS ALLOWED	392	289	376	371	322	452	365	457
OPP FIRST DOWNS	340	285	339	327	312	382	334	351
Rushing	81	108	107	108	99	135	101	124
Passing	232	138	213	184	192	218	213	198
Penalty	27	39	19	35	21	29	20	29
OPP YARDS GAINED	6178	4637	5964	5296	5544	6535	5834	6002
Avg per Game	363.4	272.8	350.8	311.5	326.1	384.4	343.2	353.1
OPP RUSHING(net)	1436	1866	1742	1857	1892	2418	1854	2127
Avg per Game	84.5	109.8	102.5	109.2	111.3	142.2	109.1	125.1
Rushes	378	442	407	437	441	523	420	493
Yards per Rush	3.8	4.2	4.3	4.2	4.3	4.6	4.4	4.3
OPP PASSING(net)	4742	2771	4222	3439	3652	4117	3980	3875
Avg per Game	278.9	163.0	248.4	202.3	214.8	242.2	234.1	227.9
Passes Att.	621	530	626	576	562	546	597	543
Completed	397	297	420	367	341	363	390	377
Pct Completed	63.9	56.0	67.1	63.7	60.7	66.5	65.3	69.4
Sacked	34	42	42	43	36	32	33	32
Yards Lost	244	276	276	273	249	225	223	236
INTERCEPTED BY	9	19	13	13	13	17	19	7
Yards Returned	38	238	266	148	221	295	175	57
Returned for TD	1	1	1	1	1	1	0	0
OPP PUNT RETURNS	31	17	28	30	24	45	28	22
Avg return	7.4	5.6	8.4	8.6	6.4	7.9	9.5	8.2
OPP KICKOFF RET	39	41	37	39	14	32	46	38
Avg return	18.6	18.0	21.7	20.3	39.4	20.4	21.5	29.3
OPP TOUCHDOWNS	48	32	44	43	36	53	43	52
Rushing	13	19	15	13	9	25	10	22
Passing	31	12	26	29	22	27	32	24
Returns	4	1	3	1	5	1	1	6

WEEK 18 / THROUGH SUNDAY, JANUARY 9, 2022

OFFENSE	K.C.	L.V.	LA-C	Miami	N.E.	NY-J	Pitt.	Tenn.
GAMES (Won-Lost)	12-5	10-7	9-8	9-8	10-7	4-13	9-7-1	12-5
FIRST DOWNS	419	349	401	325	362	310	323	362
Rushing	119	95	112	87	139	87	85	134
Passing	267	217	256	206	187	195	204	194
Penalty	33	37	33	32	36	28	34	34
YDS GAINED (tot)	6746	6184	6634	5219	6008	5208	5361	5822
Avg per Game	396.8	363.8	390.2	307.0	353.4	306.4	315.4	342.5
RUSHING (net)	1955	1617	1834	1568	2151	1667	1583	2404
Avg per Game	115.0	95.1	107.9	92.2	126.5	98.1	93.1	141.4
Rushes	431	414	423	442	489	380	411	551
Yards per Rush	4.5	3.9	4.3	3.5	4.4	4.4	3.9	4.4
PASSING (net)	4791	4567	4800	3651	3857	3541	3778	3418
Avg per Game	281.8	268.6	282.4	214.8	226.9	208.3	222.2	201.1
Passes Att.	675	628	674	615	535	603	664	535
Completed	448	429	443	404	364	357	425	359
Pct Completed	66.4	68.3	65.7	65.7	68.0	59.2	64.0	67.1
Yards Gained	4937	4808	5014	3936	4098	3959	4017	3745
Sacked	28	40	31	40	28	53	38	47
Yards Lost	146	241	214	285	241	418	239	327
Had intercepted	13	14	15	14	13	20	11	14
Yards Opp Ret	77	193	167	151	262	264	133	252
Opp TDs on Int	1	2	3	1	3	0	1	0
PUNTS	40	64	48	78	52	71	77	58
Avg Yards	46.7	50.0	44.2	44.7	44.5	46.1	43.5	44.3
PUNT RETURNS	19	32	18	29	28	17	40	30
Avg Return	12.0	9.7	5.9	6.6	11.3	12.1	9.3	9.8
Returned for TD	0	0	0	0	0	0	0	0
KICKOFF RETURNS	30	35	39	19	25	50	38	40
Avg Return	23.4	19.8	25.0	17.4	21.8	27.4	22.3	19.5
Returned for TD	0	0	1	0	0	1	0	0
PENALTIES	111	124	116	105	95	103	106	103
Yards Penalized	925	1104	1033	825	854	860	831	973
FUMBLES BY	23	29	10	29	20	14	19	25
Fumbles Lost	12	10	7	12	10	7	9	11
Opp Fumbles	25	21	23	20	14	26	23	21
Opp Fum Lost	14	9	10	12	7	7	9	6
POSS. TIME (avg)	30:56	30:04	29:11	30:13	30:28	27:35	29:17	32:40
TOUCHDOWNS	57	37	58	39	51	36	34	49
Rushing	16	14	18	12	24	14	10	23
Passing	37	23	38	21	24	20	23	22
Returns	4	0	2	6	3	2	1	4
EXTRA-PT KICKS	50/53	30/33	40/47	34/35	42/47	23/27	27/29	43/47
2-PT CONVERSIONS	2/3	0/3	7/11	2/3	3/4	4/9	2/5	2/2
FIELD GOALS/FGA	28/32	40/43	24/27	23/31	36/39	21/27	36/40	26/32
POINTS SCORED	480	374	474	341	462	310	343	419

DEFENSE	K.C.	L.V.	LA-C	Miami	N.E.	NY-J	Pitt.	Tenn.
POINTS ALLOWED	364	439	459	373	303	504	398	354
OPP FIRST DOWNS	363	349	383	337	308	401	354	331
Rushing	121	109	144	106	111	129	144	90
Passing	209	202	199	199	176	234	186	204
Penalty	33	38	40	32	21	38	24	37
OPP YARDS GAINED	6272	5732	6122	5738	5284	6760	6139	5607
Avg per Game	368.9	337.2	360.1	337.5	310.8	397.6	361.1	329.8
OPP RUSHING(net)	1999	1943	2361	1867	2103	2351	2483	1438
Avg per Game	117.6	114.3	138.9	109.8	123.7	138.3	146.1	84.6
Rushes	419	462	509	425	464	525	498	368
Yards per Rush	4.8	4.2	4.6	4.4	4.5	4.5	5.0	3.9
OPP PASSING(net)	4273	3789	3761	3871	3181	4409	3656	4169
Avg per Game	251.4	222.9	221.2	227.7	187.1	259.4	215.1	245.2
Passes Att.	610	606	559	608	538	587	563	628
Completed	401	400	357	373	319	401	355	395
Pct Completed	65.7	66.0	63.9	61.3	59.3	68.3	63.1	62.9
Sacked	31	35	35	48	36	33	55	43
Yards Lost	209	207	231	380	256	273	321	316
INTERCEPTED BY	15	6	11	14	23	7	13	16
Yards Returned	160	68	70	175	322	114	105	128
Returned for TD	2	0	0	3	3	1	0	2
OPP PUNT RETURNS	17	28	30	30	16	29	32	22
Avg return	4.9	12.2	11.0	8.7	8.6	10.6	9.6	10.1
OPP KICKOFF RET	35	33	36	21	55	22	46	40
Avg return	18.8	22.5	20.8	20.7	21.2	17.8	23.9	20.4
OPP TOUCHDOWNS	44	51	52	40	35	57	43	38
Rushing	15	18	22	16	9	28	17	14
Passing	27	29	27	23	21	28	24	24
Returns	2	4	3	1	5	1	2	0

WEEK 18 / THROUGH SUNDAY, JANUARY 9, 2022

OFFENSE	Ariz.	Atl.	Car.	Chi.	Dal.	Det.	G.B.	LA-R
GAMES (Won-Lost)	11-6	7-10	5-12	6-11	12-5	3-13-1	13-4	12-5
FIRST DOWNS	367	306	322	333	390	329	375	355
Rushing	127	75	118	119	111	104	109	99
Passing	214	196	174	180	248	193	235	233
Penalty	26	35	30	34	31	32	31	23
YDS GAINED (tot)	6352	5164	5081	5225	6919	5484	6215	6325
Avg per Game	373.6	303.8	298.9	307.4	407.0	322.6	365.6	372.1
RUSHING (net)	2076	1451	1842	2018	2119	1886	1900	1683
Avg per Game	122.1	85.4	108.4	118.7	124.6	110.9	111.8	99.0
Rushes	496	393	455	475	473	427	446	420
Yards per Rush	4.2	3.7	4.0	4.2	4.5	4.4	4.3	4.0
PASSING (net)	4276	3713	3239	3207	4800	3598	4315	4642
Avg per Game	251.5	218.4	190.5	188.6	282.4	211.6	253.8	273.1
Passes Att.	591	573	599	542	647	593	593	607
Completed	415	377	348	332	444	396	402	406
Pct Completed	70.2	65.8	58.1	61.3	68.6	66.8	67.8	66.9
Yards Gained	4619	3987	3573	3635	4963	3884	4526	4893
Sacked	39	40	52	58	33	36	33	31
Yards Lost	343	274	334	428	163	286	211	251
Had intercepted	11	15	21	20	11	14	7	18
Yards Opp Ret	228	118	310	363	145	116	154	181
Opp TDs on Int	1	3	2	2	1	1	0	4
PUNTS	52	66	75	62	65	65	53	51
Avg Yards	48.8	45.4	42.5	46.2	48.4	49.2	46.5	44.2
PUNT RETURNS	26	23	24	29	28	22	25	19
Avg Return	9.2	8.2	8.9	11.7	6.6	10.7	8.0	11.3
Returned for TD	0	0	0	1	0	0	0	1
KICKOFF RETURNS	29	46	28	51	29	36	30	34
Avg Return	21.1	21.7	22.1	23.1	24.8	24.4	17.7	20.2
Returned for TD	0	0	0	0	1	0	0	0
PENALTIES	114	92	107	106	127	105	69	76
Yards Penalized	990	753	864	914	1103	824	678	637
FUMBLES BY	30	24	20	25	26	17	18	12
Fumbles Lost	4	11	8	9	9	9	6	5
Opp Fumbles	28	22	26	20	14	17	19	20
Opp Fum Lost	14	8	7	8	8	8	8	6
POSS. TIME (avg)	31:15	28:10	30:36	30:20	30:20	28:55	32:43	28:49
TOUCHDOWNS	52	33	32	33	64	35	54	52
Rushing	23	11	17	14	15	12	13	10
Passing	27	20	14	16	40	23	39	41
Returns	2	2	1	3	9	0	2	1
EXTRA-PT KICKS	47/49	30/30	26/28	27/28	47/53	27/28	49/51	48/49
2-PT CONVERSIONS	0/3	1/3	3/4	3/4	6/10	5/6	1/3	2/3
FIELD GOALS/FGA	30/37	27/29	26/29	26/30	29/35	26/30	25/34	32/34
POINTS SCORED	449	313	304	311	530	325	450	460

DEFENSE	Ariz.	Atl.	Car.	Chi.	Dal.	Det.	G.B.	LA-R
POINTS ALLOWED	366	459	404	407	358	467	371	372
OPP FIRST DOWNS	336	383	311	321	327	372	337	347
Rushing	109	143	112	116	99	135	120	111
Passing	192	214	170	170	191	211	194	214
Penalty	35	26	29	35	37	26	23	22
OPP YARDS GAINED	5597	6194	5201	5384	5967	6456	5579	5863
Avg per Game	329.2	364.4	305.9	316.7	351.0	379.8	328.2	344.9
OPP RUSHING(net)	1952	2242	1935	2127	1918	2296	1855	1754
Avg per Game	114.8	131.9	113.8	125.1	112.8	135.1	109.1	103.2
Rushes	426	519	474	483	429	518	395	443
Yards per Rush	4.6	4.3	4.1	4.4	4.5	4.4	4.7	4.0
OPP PASSING(net)	3645	3952	3266	3257	4049	4160	3724	4109
Avg per Game	214.4	232.5	192.1	191.6	238.2	244.7	219.1	241.7
Passes Att.	561	577	515	477	612	544	603	625
Completed	367	391	337	314	364	359	379	416
Pct Completed	65.4	67.8	65.4	65.8	59.5	66.0	62.9	66.6
Sacked	41	18	39	49	41	30	39	50
Yards Lost	227	152	293	366	297	201	297	367
INTERCEPTED BY	13	12	9	8	26	11	18	19
Yards Returned	247	202	103	135	405	108	164	192
Returned for TD	1	2	0	1	5	0	2	0
OPP PUNT RETURNS	30	26	34	34	25	35	21	9
Avg return	8.8	9.0	7.4	11.0	6.5	8.8	12.8	6.7
OPP KICKOFF RET	20	34	29	35	18	35	50	30
Avg return	21.1	23.8	26.5	21.4	26.0	21.8	25.7	21.5
OPP TOUCHDOWNS	42	55	45	47	39	52	45	40
Rushing	10	19	16	14	13	19	13	18
Passing	30	31	26	31	24	31	31	17
Returns	2	5	3	2	2	2	1	5

WEEK 18 / THROUGH SUNDAY, JANUARY 9, 2022

OFFENSE	Minn.	N.O.	NY-G	Phil.	S.F.	Sea.	T.B.	Wash.
GAMES (Won-Lost)	8-9	9-8	4-13	9-8	10-7	7-10	13-4	7-10
FIRST DOWNS	332	307	299	352	361	302	404	345
Rushing	103	113	90	163	130	106	106	129
Passing	202	165	171	167	200	166	273	181
Penalty	27	29	38	22	31	30	25	35
YDS GAINED (tot)	6168	5177	4884	6119	6387	5506	6901	5502
Avg per Game	362.8	304.5	287.3	359.9	375.7	323.9	405.9	323.6
RUSHING (net)	1930	1991	1688	2715	2166	2074	1672	2061
Avg per Game	113.5	117.1	99.3	159.7	127.4	122.0	98.4	121.2
Rushes	449	510	419	550	499	413	385	477
Yards per Rush	4.3	3.9	4.0	4.9	4.3	5.0	4.3	4.3
PASSING (net)	4238	3186	3196	3404	4221	3432	5229	3441
Avg per Game	249.3	187.4	188.0	200.2	248.3	201.9	307.6	202.4
Passes Att.	604	504	593	494	514	495	731	550
Completed	398	293	351	307	343	324	492	356
Pct Completed	65.9	58.1	59.2	62.1	66.7	65.5	67.3	64.7
Yards Gained	4450	3437	3463	3585	4437	3815	5383	3746
Sacked	30	37	38	31	33	46	23	43
Yards Lost	212	251	267	181	216	383	154	305
Had intercepted	7	13	20	10	14	7	12	15
Yards Opp Ret	115	196	267	107	136	40	201	127
Opp TDs on Int	0	3	3	1	0	0	2	1
PUNTS	79	83	74	55	59	83	62	63
Avg Yards	45.9	47.7	44.4	43.9	45.0	46.9	42.0	47.4
PUNT RETURNS	26	35	26	33	34	23	35	16
Avg Return	7.9	10.0	7.6	7.2	8.2	8.3	7.1	8.4
Returned for TD	0	0	0	0	0	0	0	0
KICKOFF RETURNS	32	37	33	34	34	38	30	36
Avg Return	26.5	22.6	20.7	18.5	18.9	23.5	19.7	25.1
Returned for TD	2	0	0	0	0	1	0	1
PENALTIES	111	98	88	107	102	97	97	82
Yards Penalized	1043	811	674	842	1066	803	874	743
FUMBLES BY	21	14	23	22	23	17	12	25
Fumbles Lost	6	5	10	6	10	6	7	9
Opp Fumbles	15	16	17	17	32	19	24	18
Opp Fum Lost	8	7	7	4	11	7	12	8
POSS. TIME (avg)	28:57	30:28	28:34	29:55	30:40	25:15	30:21	30:44
TOUCHDOWNS	48	43	24	50	50	49	63	37
Rushing	10	12	8	25	22	18	18	13
Passing	34	29	15	20	26	30	43	21
Returns	4	2	1	5	2	1	2	3
EXTRA-PT KICKS	36/40	31/38	17/17	44/44	42/46	44/47	56/59	25/29
2-PT CONVERSIONS	1/7	0/5	4/5	5/6	2/3	1/2	1/3	2/8
FIELD GOALS/FGA	33/38	25/30	29/33	30/33	27/32	17/23	25/31	28/33
POINTS SCORED	425	364	258	444	427	395	511	335

DEFENSE	Minn.	N.O.	NY-G	Phil.	S.F.	Sea.	T.B.	Wash.
POINTS ALLOWED	426	335	416	385	365	366	353	434
OPP FIRST DOWNS	391	304	365	358	318	400	344	346
Rushing	131	84	126	115	97	124	94	101
Passing	224	185	216	208	180	240	214	220
Penalty	36	35	23	35	41	36	36	25
OPP YARDS GAINED	6522	5410	6032	5590	5270	6445	5635	6108
Avg per Game	383.6	318.2	354.8	328.8	310.0	379.1	331.5	359.3
OPP RUSHING(net)	2222	1589	2193	1834	1760	1932	1573	1775
Avg per Game	130.7	93.5	129.0	107.9	103.5	113.6	92.5	104.4
Rushes	475	426	492	458	439	509	366	430
Yards per Rush	4.7	3.7	4.5	4.0	4.0	3.8	4.3	4.1
OPP PASSING(net)	4300	3821	3839	3756	3510	4513	4062	4333
Avg per Game	252.9	224.8	225.8	220.9	206.5	265.5	238.9	254.9
Passes Att.	626	592	611	589	545	658	680	597
Completed	401	369	402	409	372	443	445	400
Pct Completed	64.1	62.3	65.8	69.4	68.3	67.3	65.4	67.0
Sacked	51	46	34	29	48	34	47	38
Yards Lost	378	310	205	220	364	253	285	187
INTERCEPTED BY	16	18	15	12	9	11	17	11
Yards Returned	256	313	135	142	136	92	177	120
Returned for TD	2	2	1	2	2	0	2	2
OPP PUNT RETURNS	39	43	28	24	20	32	23	27
Avg return	8.7	9.1	8.5	9.4	7.8	7.3	8.0	9.0
OPP KICKOFF RET	17	32	37	34	52	50	25	30
Avg return	22.5	20.6	17.8	26.1	23.1	19.7	26.8	21.4
OPP TOUCHDOWNS	46	35	45	47	43	41	39	51
Rushing	15	12	15	18	17	16	11	14
Passing	29	20	27	28	25	24	26	34
Returns	2	3	3	1	1	1	2	3

WEEK 18 / THROUGH SUNDAY, JANUARY 9, 2022

OFFENSE	NFL/Avg
GAMES (Won-Lost)	---
FIRST DOWNS	345.5
Rushing	113.6
Passing	201.3
Penalty	30.7
YDS GAINED (tot)	5840.5
Avg per Game	343.6
RUSHING (net)	1959.2
Avg per Game	115.2
Rushes	452.9
Yards per Rush	4.3
PASSING (net)	3881.3
Avg per Game	228.3
Passes Att.	584.8
Completed	378.8
Pct Completed	64.8
Yards Gained	4150.0
Sacked	38.9
Yards Lost	268.7
Had intercepted	13.8
Yards Opp Ret	172.1
Opp TDs on Int	1.3
PUNTS	64.9
Avg Yards	45.6
PUNT RETURNS	27.5
Avg Return	8.8
Returned for TD	0.1
KICKOFF RETURNS	34.4
Avg Return	22.2
Returned for TD	0.3
PENALTIES	100.5
Yards Penalized	867.0
FUMBLES BY	20.4
Fumbles Lost	8.3
Opp Fumbles	20.4
Opp Fum Lost	8.3
POSS. TIME (avg)	30:00
TOUCHDOWNS	44.5
Rushing	15.8
Passing	26.3
Returns	2.4
EXTRA POINTS(tot)	93%
Kicks Made/2Pt	49%
FIELD GOALS/FGA	27/32
POINTS SCORED	390.7

DEFENSE	NFL/Avg
POINTS ALLOWED	390.7
OPP FIRST DOWNS	345.5
Rushing	113.6
Passing	201.3
Penalty	30.7
OPP YARDS GAINED	5840.5
Avg per Game	343.6
OPP RUSHING(net)	1959.2
Avg per Game	115.2
Rushes	452.9
Yards per Rush	4.3
OPP PASSING(net)	3881.3
Avg per Game	228.3
Passes Att.	584.8
Completed	378.8
Pct Completed	64.8
Sacked	38.9
Yards Lost	268.7
INTERCEPTED BY	13.8
Yards Returned	172.1
Returned for TD	1.3
OPP PUNT RETURNS	27.5
Avg return	8.8
OPP KICKOFF RET	34.4
Avg return	22.2
OPP TOUCHDOWNS	44.5
Rushing	15.8
Passing	26.3
Returns	2.4

WEEK 18 / THROUGH SUNDAY, JANUARY 9, 2022

TEAM RANKINGS

American Football Conference

	Offense			Defense		
	Total	Rush	Pass	Total	Rush	Pass
Balt.	4	2	6	13	*1	16
Buff.	3	5	5	*1	6	*1
Cin.	6	11	4	9	3	13
Cleve.	10	3	15	3	5	3
Denver	11	7	10	4	8	4
Hou.	16	16	16	15	15	11
Ind.	8	1	14	8	4	10
Jax	15	10	12	10	12	9
K.C.	1	8	2	14	10	14
L.V.	5	13	3	6	9	7
L.A.-C	2	9	1	11	14	6
Miami	13	15	9	7	7	8
N.E.	7	6	7	2	11	2
Jets	14	12	11	16	13	15
Pitt.	12	14	8	12	16	5
Tenn.	9	4	13	5	2	12

National Football Conference

	Offense			Defense		
	Total	Rush	Pass	Total	Rush	Pass
Ariz.	4	4	5	7	11	4
Atl.	14	16	8	13	15	9
Car.	15	12	13	1	10	2
Chi.	12	7	14	3	12	1
Dallas	*1	3	2	10	8	10
Det.	11	11	9	15	16	13
G.B.	6	10	4	5	7	5
Rams	5	14	3	9	3	12
Minn.	7	9	6	16	14	14
N.O.	13	8	16	4	2	7
Giants	16	13	15	11	13	8
Phil.	8	*1	12	6	6	6
S.F.	3	2	7	2	4	3
Sea.	9	5	11	14	9	16
T.B.	2	15	*1	8	1	11
Wash.	10	6	10	12	5	15

National Football League

	Offense			Defense		
	Total	Rush	Pass	Total	Rush	Pass
Ariz.	8	10	10	11	20	7
Atl.	29	31	16	26	27	18
Balt.	6	3	13	25	*1	32
Buff.	5	6	9	*1	13	*1
Car.	30	20	29	2	18	4
Chi.	24	14	30	6	23T	3
Cin.	13	23	7	18	5	26
Cleve.	18	4	27	5	12	5
Dallas	*1	9	2T	19	16	20
Denver	19	13	19	8	15	8
Det.	22	19	18	29	28	24
G.B.	10	18	8	9	11	10
Hou.	32	32	28	31	31	23
Ind.	16	2	26	16	10	19
Jax	27	22	22	20	23T	17
K.C.	3	16	4	27	21	27
L.V.	11	28	6	14	19	13
L.A.-C	4	21	2T	23	30	12
Rams	9	25	5	17	6	22
Miami	25	30	17	15	14	16
Minn.	12	17	11	30	26	28
N.E.	15	8	14	4	22	2
N.O.	28	15	32	7	4	14
Giants	31	24	31	21	25	15
Jets	26	27	20	32	29	30
Phil.	14	*1	25	10	9	11
Pitt.	23	29	15	24	32	9
S.F.	7	7	12	3	7	6
Sea.	20	11	23	28	17	31
T.B.	2	26	*1	13	3	21
Tenn.	17	5	24	12	2	25
Wash.	21	12	21	22	8	29

T = Tied for position

* = League Leader

WEEK 18 / THROUGH SUNDAY, JANUARY 9, 2022

AFC / TEAM/OFFENSE RANK

Tm	(A)	(B)	(C)	(D)	(E)	(F)	(G)	(H)	(I)	(J)	(K)	(L)	(M)	(N)	(O)	(P)	(Q)
BAL	4	9	2	3	6	9	15	14	4	14	1t	1	7	11	9	8	1
BUF	3	6	5	4	5	6	9	1	3	2	12	8	6	16	15	1	6t
CIN	6	3	11	12	4	1	10	16	10	9	3	12	12	4	7	5	8
CLE	10	8	3	1	15	11	12	15	9	10	16	14	11	15	14	10	16
DEN	11	10	7	7	10	7	3	10	11	12	10	10	16	7	3	13	9
HOU	16	16	16	16	16	12	13	11	16	8	15	13	5	3	5	15	12t
IND	8	7	1	2	14	8	1	7	7	6	8	11	3	10	11	6	10
JAC	15	12	10	6	12	14	14	5	15	16	9	9	9	5	1	16	12t
KC	1	1	8	5	2	4	4	2	1	1	1t	3	4	2	2	2	6t
LV	5	4	13	13	3	3	6	8	8	13	6	6	13	1	4	9	2
LAC	2	2	9	11	1	5	5	3	2	3	4t	16	2	13	16	3	5
MIA	13	15	15	15	9	13	7	9	12	7	11	15	15	8	8	12	15
NE	7	5	6	8	7	2	8	4	5t	5	4t	4	10	9	12	4	3
NYJ	14	13	12	9	11	15	16	13	14	15	13	2	1	6	6	14	12t
PIT	12	14	14	14	8	16	2	6	13	11	14	7	8	14	13	11	4
TEN	9	11	4	10	13	10	11	12	5t	4	7	5	14	12	10	7	11

AFC / OPPONENT/DEFENSE RANK

Tm	(A)	(B)	(C)	(D)	(E)	(F)	(G)	(H)	(I)	(J)	(K)	(L)	(M)	(N)	(O)	(P)	(Q)	(R)	(S)
BAL	13	16	1	1	16	16	13	15	9	2	10t	4	3	10	6	10	3	9	7
BUF	1	1	6	4	1	1	2	2	1	1	4	2	2	9	7	1	13	1	1
CIN	9	9	3	6	13	10	11	6	8	11	2	7	12	4	4	9	2	5	9
CLE	3	2	5	3	3	10	4	4	6	14	8	5	15	14	7	16	10	4	
DEN	4	6	8	7	4	7	7	8	3	15	3	3	16	16	16	3	4	8	10
HOU	15	15	15	13	11	15	4	11	14	13	8	5	7	2	9	13	10	14	16
IND	8	11	4	10	10	9	3	14	6	9	7	11	11	5	10	6	5	4	11
JAC	10	12	12	8	9	13	14	10	11	12	15	6	15	8	11	14	11	16	14
KC	14	14	10	15	14	12	6	16	13	8	12	1	4	14	12	5	8	3	5
LV	6	4	9	3	7	5	16	12	10	7	16	16	13	12	13	12	7	13	6
LAC	11	10	14	14	6	11	12	9	15	16	1	15	9	11	15	15	14	7	3
MIA	7	5	7	9	8	4	9	3	7	10	10t	10	8	3	8	8	9	11	12
NE	2	3	11	12	2	2	1	7	2	3	5	9	10	13	5	2	1	2	2
NYJ	16	13	13	11	15	14	15	13	16	14	13	14	1	1	2	16	15	15	15
PIT	12	8	16	16	5	6	8	1	12	5	6	12	14	6	1	11	12	12	13
TEN	5	7	2	2	12	8	5	5	5	4	9	13	6	7	3	4	6	6	8

- (A) Total Yards per Game
- (B) Yards per Play
- (C) Rushing Yards per Game
- (D) Rushing Yards per Attempt
- (E) Passing Net Yards per Game
- (F) Passing Net Yards per Play
- (G) Passing, Percent Had Intercepted
- (H) Sacks per Pass Play
- (I) First Downs per Game
- (J) Third Down Efficiency
- (K) Fourth Down Efficiency
- (L) Punt Return Average
- (M) Kickoff Return Average
- (N) Gross Punting Average
- (O) Net Punting Average
- (P) Points per Game
- (Q) Field Goal Percentage
- Combined Offense/Defense Rank
- (R) Points per Game Differential
- (S) Net Yards per Game Differential

WEEK 18 / THROUGH SUNDAY, JANUARY 9, 2022

NFC / TEAM/OFFENSE RANK

Tm	(A)	(B)	(C)	(D)	(E)	(F)	(G)	(H)	(I)	(J)	(K)	(L)	(M)	(N)	(O)	(P)	(Q)
ARI	4	9	4	11	5	6	6	10	4	3	2	5	10	2	5	5	13
ATL	14	12	16	16	8	10	10	11	14	8	13t	9	9	10	10	13	2
CAR	15	16	12	12	13	16	15	14	12	13	15	6	8	15	16	15	4
CHI	12	14	7	10	14	14	16	16	9	16	13t	1	6	8	14	14	7t
DAL	1	3	3	3	2	3	5	3	2	6	3	16	3	3	1	1	12
DET	11	10	11	4	9	13	8	6	11	15	8	3	4	1	3	12	7t
GB	6	5	10	9	4	5	2	5	3	5	1	11	16	7	11	4	16
LAR	5	4	14	14	3	2	13	4	6	4	6	2	12	13	2	3	1
MIN	7	7	9	8	6	7	1	2	10	12	5	12	1	9	8	8	6
NO	13	13	8	15	16	11	9	12	13	14	7	4	7	4	4	10	11
NYG	16	15	13	13	15	15	14	8	16	11	12	13	11	12	12	16	5
PHI	8	8	1	2	12	8	7	7	7	2	11	14	15	14	13	6	3
SF	3	1	2	6	7	1	11	9	5	7	9t	10	14	11	9	7	10
SEA	9	6	5	1	11	9	3	15	15	10	16	8	5	6	6	9	15
TB	2	2	15	5	1	4	4	1	1	1	4	15	13	16	15	2	14
WAS	10	11	6	7	10	12	12	13	8	9	9t	7	2	5	7	11	9

NFC / OPPONENT/DEFENSE RANK

Tm	(A)	(B)	(C)	(D)	(E)	(F)	(G)	(H)	(I)	(J)	(K)	(L)	(M)	(N)	(O)	(P)	(Q)	(R)	(S)
ARI	7	11	11	14	4	7	8	7	6	5	6	10	4	13	12	5t	4	4	4
ATL	13	13	15	9	9	14	9	16	14	15	8t	12	11	15	14	15	15	15	15
CAR	1	1	10	6	2	3	13	6	2	4	12	4	15	7	9	10	8	13	8
CHI	3	8	12	10	1	10	14	1	4	6	8t	15	5	5	1	11	14	11	9
DAL	10	12	8	13	10	11	1	9	5	1	14	1	13	3	6	3	5	1	3
DET	15	16	16	11	13	16	11	13	13	14	15	9	8	8	5	16	11	14	14
GB	5	10	7	16	5	2	4	10	7	12t	4	16	12	12	11	7	7	5	5
LAR	9	6	3	3	12	9	3	4	10	11	11	2	7	10	15	8	12	3	7
MIN	16	14	14	15	14	12	5	3	15	2	8t	8	9	14	13	13	6	10	11
NO	4	2	2	1	7	6	2	5	1	3	2	13	3	6	4	1	2	8t	10
NYG	11	7	13	12	8	5	7	12	12	9	16	7	1	1	2	12	13	16	16
PHI	6	5	6	4	6	8	10	15	11	12t	7	14	14	2	3	9	10	7	6
SF	2	3	4	5	3	4	16	2	3	10	3	5	10	16	10	4	1	6	2
SEA	14	9	9	2	16	13	15	14	16	8	1	3	2	9	8	5t	3	8t	13
TB	8	4	1	8	11	1	6	8	8	7	5	6	16	4	7	2	9	2	1
WAS	12	15	5	7	15	15	12	11	9	16	13	11	6	11	16	14	16	12	12

- (A) Total Yards per Game
- (B) Yards per Play
- (C) Rushing Yards per Game
- (D) Rushing Yards per Attempt
- (E) Passing Net Yards per Game
- (F) Passing Net Yards per Play
- (G) Passing, Percent Had Intercepted
- (H) Sacks per Pass Play
- (I) First Downs per Game
- (J) Third Down Efficiency
- (K) Fourth Down Efficiency
- (L) Punt Return Average
- (M) Kickoff Return Average
- (N) Gross Punting Average
- (O) Net Punting Average
- (P) Points per Game
- (Q) Field Goal Percentage
- Combined Offense/Defense Rank
- (R) Points per Game Differential
- (S) Net Yards per Game Differential

WEEK 18 / THROUGH SUNDAY, JANUARY 9, 2022

NFL / TEAM/OFFENSE RANK

Tm	(A)	(B)	(C)	(D)	(E)	(F)	(G)	(H)	(I)	(J)	(K)	(L)	(M)	(N)	(O)	(P)	(Q)
BAL	6	18	3	5	13	19	27	29	5	25	1t	1	13	23	19	17	1
BUF	5	14	6	6	9	15	17	2	4	3	20t	14	11	31	31	3	11t
CIN	13	7	23	26	7	3	18	31	18	16	3	25	24	11	14	7t	16
CLE	18	17	4	1	27	22	22	30	17	17	30	28	21	29	30	20	32
DEN	19	19	13	10	19	16	7	22	21	21	13	19	32	15	4	23t	19
HOU	32	30	32	32	28	25	25	24	32	15	27	27	10	9	10	30	26t
IND	16	16	2	2	26	17	4	13	13	12	8	24	6	21	22	9	21t
JAC	27	24	22	9	22	27	26	9	29	28	12	16	16	12	2	32	26t
KC	3	5	16	7	4	9	10	3	1	1	1t	3	9	8	3	4	11t
LV	11	10	28	27	6	8	13	15	15	22	6	10	25	1	6	18	4
LAC	4	6	21	17	2t	10	12	4	3	5t	4t	32	4	25	32	5	9
MIA	25	29	30	31	17	26	14	18	23	13	15t	31	31	19	18	22	29
NE	15	11	8	12	14	7	16	8	9t	10	4t	6	18	20	23	6	5
NYJ	26	25	27	13	20	28	29	27	26	27	23	2	1	14	12	28	26t
PIT	23	28	29	29	15	29	6	11	24	18	24	11	15	28	27	21	7
TEN	17	22	5	14	24	21	20	26	9t	8	7	9	27	24	21	15	23
ARI	8	15	10	22	10	11	9	19	8	5t	10	12	20	3	9	11	24
ATL	29	23	31	30	16	18	21	20	28	19	28t	18	19	17	17	26	3
CAR	30	32	20	23	29	32	31	25	25	29	31	13	17	30	29	29	8
CHI	24	27	14	21	30	30	32	32	19	32	28t	4	12	13	26	27	14t
DAL	1	3	9	8	2t	4	8	6	6	11	11	30	5	4	1	1	21t
DET	22	20	19	11	18	24	15	12	22	31	19	7	7	2	7	25	14t
GB	10	8	18	20	8	6	2	10	7	9	9	21	30	10	20	10	31
LAR	9	4	25	25	5	2	28	7	12	7	17	5	23	26	5	7t	2
MIN	12	12	17	19	11	12	1	5	20	26	15t	22	2	16	15	14	13
NO	28	26	15	28	32	20	19	21	27	30	18	8	14	5	8	19	20
NYG	31	31	24	24	31	31	30	16	31	24	26	23	22	22	24	31	10
PHI	14	13	1	4	25	13	11	14	14	4	25	26	29	27	25	12	6
SF	7	1	7	16	12	1	23	17	11	14	20t	20	28	18	16	13	18
SEA	20	9	11	3	23	14	3	28	30	23	32	17	8	7	11	16	30
TB	2	2	26	15	1	5	5	1	2	2	14	29	26	32	28	2	25
WAS	21	21	12	18	21	23	24	23	16	20	20t	15	3	6	13	23t	17

Team/Offense Rank

- (A) Total Yards per Game
- (B) Yards per Play
- (C) Rushing Yards per Game
- (D) Rushing Yards per Attempt
- (E) Passing Net Yards per Game
- (F) Passing Net Yards per Play
- (G) Passing, Percent Had Intercepted
- (H) Sacks per Pass Play
- (I) First Downs per Game
- (J) Third Down Efficiency
- (K) Fourth Down Efficiency
- (L) Punt Return Average
- (M) Kickoff Return Average
- (N) Gross Punting Average
- (O) Net Punting Average
- (P) Points per Game
- (Q) Field Goal Percentage

WEEK 18 / THROUGH SUNDAY, JANUARY 9, 2022

NFL / OPPONENT/DEFENSE RANK

Tm	(A)	(B)	(C)	(D)	(E)	(F)	(G)	(H)	(I)	(J)	(K)	(L)	(M)	(N)	(O)	(P)	(Q)	(R)	(S)
BAL	25	32	1	3	32	31	29	28	16	3	23t	7	4	17	9	19	3	19	14
BUF	1	1	13	11	1	1	3	6	1	1	8	2	3	15	10	1	27	1	1
CIN	18	21	5	13	26	21	20	14	15	22	2	13	19	7	7	17	2	8	16
CLE	5	2	12	12	5	3	18	10	8t	13	28	15	7	30	26	13t	32	20	10
DEN	8	13	15	14	8	16	15	18	5	28	4	3	32	32	32	3	4	17	17
HOU	31	31	31	27	23	30	5	22	27	26	20	10	9	5	15	27	19t	30	32
IND	16	23	10	20	19	20	4	26	11	19	18t	25	17	8	17	9t	6	7	18
JAC	20	25	23t	16	17	27	30	21	21	25	31	12	31	14	18	28	23	32	26
KC	27	30	21	31	27	26	12	30	24	18	25	1	5	29	22	8	13	5	11
LV	14	9	19	10	13	8	32	23	20	15	32	31	21	24	23	26	9t	23	13
LAC	23	22	30	28	12	22	23	20	28t	32	1	29	12	18	30	29t	28	16	9
MIA	15	12	14	18	16	7	17	7	13t	20	23t	18	11	6	13	16	14	21	23
NE	4	5	22	25	2	2	1	16	3	5	15t	16	14	28	8	2	1	3	6
NYJ	32	28	29	24	30	29	31	24	32	27	27	28	2	1	3	32	29	31	31
PIT	24	19	32	32	9	9	16	2	22	7	17	26	25	9	2	20	24t	22	25
TEN	12	17	2	4	25	19	10	13	10	6	21	27	8	10	4	6	7t	11	15
ARI	11	18	20	26	7	13	14	11	12	10	10	20	13	25	25	11t	11	9	5
ATL	26	24	27	17	18	25	19	32	28t	30	12t	22	24	27	28	29t	30	28	29
CAR	2	3	18	8	4	6	25	9	4	9	18t	8	29	16	20	21	17	26	19
CHI	6	14	23t	19	3	17	26	1	7	11	12t	30	15	12	1	22	26	24	20
DAL	19	20	16	23	20	18	2	15	8t	2	26	4	27	4	14	7	12	2	4
DET	29	29	28	21	24	32	22	27	26	29	29	19	20	19	12	31	21	27	28
GB	9	16	11	30	10	5	8	17	13t	23t	7	32	26	23	24	13t	16	10	7
LAR	17	10	6	5	22	15	7	5	19	21	15t	5	18	21	29	15	22	6	12
MIN	30	26	26	29	28	23	9	4	30	4	12t	17	22	26	27	24	15	18	22
NO	7	4	4	1	14	12	6	8	2	8	5	23	10	13	11	4	7t	14t	21
NYG	21	11	25	22	15	11	13	25	25	16	30	14	1	2	5	23	24t	29	30
PHI	10	8	9	6	11	14	21	31	23	23t	11	24	28	3	6	18	19t	13	8
SF	3	6	7	7	6	10	28	3	6	17	6	9	23	31	21	9t	5	12	3
SEA	28	15	17	2	31	24	27	29	31	14	3	6	6	20	19	11t	9t	14t	27
TB	13	7	3	15	21	4	11	12	17	12	9	11	30	11	16	5	18	4	2
WAS	22	27	8	9	29	28	24	19	18	31	22	21	16	22	31	25	31	25	24

Opponent/Defense Rank

- (A) Total Yards per Game
 - (B) Yards per Play
 - (C) Rushing Yards per Game
 - (D) Rushing Yards per Attempt
 - (E) Passing Net Yards per Game
 - (F) Passing Net Yards per Play
 - (G) Passing, Percent Had Intercepted
 - (H) Sacks per Pass Play
 - (I) First Downs per Game
 - (J) Third Down Efficiency
 - (K) Fourth Down Efficiency
 - (L) Punt Return Average
 - (M) Kickoff Return Average
 - (N) Gross Punting Average
 - (O) Net Punting Average
 - (P) Points per Game
 - (Q) Field Goal Percentage
- Combined Offense/Defense Rank
- (R) Points per Game Differential
 - (S) Net Yards per Game Differential

WEEK 18 / THROUGH SUNDAY, JANUARY 9, 2022

AFC / TOTAL OFFENSE

Rank	Team	Total	Rushing	Passing	Total	Rushing	Passing
1)	Kansas City	6746	1955	4791	396.8	115.0	281.8
2)	L.A. Chargers	6634	1834	4800	390.2	107.9	282.4
3)	Buffalo	6493	2209	4284	381.9	129.9	252.0
4)	Baltimore	6440	2479	3961	378.8	145.8	233.0
5)	Las Vegas	6184	1617	4567	363.8	95.1	268.6
6)	Cincinnati	6145	1742	4403	361.5	102.5	259.0
7)	New England	6008	2151	3857	353.4	126.5	226.9
8)	Indianapolis	5901	2540	3361	347.1	149.4	197.7
9)	Tennessee	5822	2404	3418	342.5	141.4	201.1
10)	Cleveland	5791	2471	3320	340.6	145.4	195.3
11)	Denver	5618	2025	3593	330.5	119.1	211.4
12)	Pittsburgh	5361	1583	3778	315.4	93.1	222.2
13)	Miami	5219	1568	3651	307.0	92.2	214.8
14)	N.Y. Jets	5208	1667	3541	306.4	98.1	208.3
15)	Jacksonville	5191	1755	3436	305.4	103.2	202.1
16)	Houston	4727	1422	3305	278.1	83.6	194.4

AFC / TOTAL DEFENSE

Rank	Team	Total	Rushing	Passing	Total	Rushing	Passing
1)	Buffalo	4637	1866	2771	272.8	109.8	163.0
2)	New England	5284	2103	3181	310.8	123.7	187.1
3)	Cleveland	5296	1857	3439	311.5	109.2	202.3
4)	Denver	5544	1892	3652	326.1	111.3	214.8
5)	Tennessee	5607	1438	4169	329.8	84.6	245.2
6)	Las Vegas	5732	1943	3789	337.2	114.3	222.9
7)	Miami	5738	1867	3871	337.5	109.8	227.7
8)	Indianapolis	5834	1854	3980	343.2	109.1	234.1
9)	Cincinnati	5964	1742	4222	350.8	102.5	248.4
10)	Jacksonville	6002	2127	3875	353.1	125.1	227.9
11)	L.A. Chargers	6122	2361	3761	360.1	138.9	221.2
12)	Pittsburgh	6139	2483	3656	361.1	146.1	215.1
13)	Baltimore	6178	1436	4742	363.4	84.5	278.9
14)	Kansas City	6272	1999	4273	368.9	117.6	251.4
15)	Houston	6535	2418	4117	384.4	142.2	242.2
16)	N.Y. Jets	6760	2351	4409	397.6	138.3	259.4

WEEK 18 / THROUGH SUNDAY, JANUARY 9, 2022**NFC / TOTAL OFFENSE**

Rank	Team	Total	Rushing	Passing	Total	Rushing	Passing
1)	Dallas	6919	2119	4800	407.0	124.6	282.4
2)	Tampa Bay	6901	1672	5229	405.9	98.4	307.6
3)	San Francisco	6387	2166	4221	375.7	127.4	248.3
4)	Arizona	6352	2076	4276	373.6	122.1	251.5
5)	L.A. Rams	6325	1683	4642	372.1	99.0	273.1
6)	Green Bay	6215	1900	4315	365.6	111.8	253.8
7)	Minnesota	6168	1930	4238	362.8	113.5	249.3
8)	Philadelphia	6119	2715	3404	359.9	159.7	200.2
9)	Seattle	5506	2074	3432	323.9	122.0	201.9
10)	Washington	5502	2061	3441	323.6	121.2	202.4
11)	Detroit	5484	1886	3598	322.6	110.9	211.6
12)	Chicago	5225	2018	3207	307.4	118.7	188.6
13)	New Orleans	5177	1991	3186	304.5	117.1	187.4
14)	Atlanta	5164	1451	3713	303.8	85.4	218.4
15)	Carolina	5081	1842	3239	298.9	108.4	190.5
16)	N.Y. Giants	4884	1688	3196	287.3	99.3	188.0

NFC / TOTAL DEFENSE

Rank	Team	Total	Rushing	Passing	Total	Rushing	Passing
1)	Carolina	5201	1935	3266	305.9	113.8	192.1
2)	San Francisco	5270	1760	3510	310.0	103.5	206.5
3)	Chicago	5384	2127	3257	316.7	125.1	191.6
4)	New Orleans	5410	1589	3821	318.2	93.5	224.8
5)	Green Bay	5579	1855	3724	328.2	109.1	219.1
6)	Philadelphia	5590	1834	3756	328.8	107.9	220.9
7)	Arizona	5597	1952	3645	329.2	114.8	214.4
8)	Tampa Bay	5635	1573	4062	331.5	92.5	238.9
9)	L.A. Rams	5863	1754	4109	344.9	103.2	241.7
10)	Dallas	5967	1918	4049	351.0	112.8	238.2
11)	N.Y. Giants	6032	2193	3839	354.8	129.0	225.8
12)	Washington	6108	1775	4333	359.3	104.4	254.9
13)	Atlanta	6194	2242	3952	364.4	131.9	232.5
14)	Seattle	6445	1932	4513	379.1	113.6	265.5
15)	Detroit	6456	2296	4160	379.8	135.1	244.7
16)	Minnesota	6522	2222	4300	383.6	130.7	252.9

WEEK 18 / THROUGH SUNDAY, JANUARY 9, 2022

NFL / TOTAL OFFENSE

Rank	Team	Total	Rushing	Passing	Total	Rushing	Passing
1)	Dallas	6919	2119	4800	407.0	124.6	282.4
2)	Tampa Bay	6901	1672	5229	405.9	98.4	307.6
3)	Kansas City	6746	1955	4791	396.8	115.0	281.8
4)	L.A. Chargers	6634	1834	4800	390.2	107.9	282.4
5)	Buffalo	6493	2209	4284	381.9	129.9	252.0
6)	Baltimore	6440	2479	3961	378.8	145.8	233.0
7)	San Francisco	6387	2166	4221	375.7	127.4	248.3
8)	Arizona	6352	2076	4276	373.6	122.1	251.5
9)	L.A. Rams	6325	1683	4642	372.1	99.0	273.1
10)	Green Bay	6215	1900	4315	365.6	111.8	253.8
11)	Las Vegas	6184	1617	4567	363.8	95.1	268.6
12)	Minnesota	6168	1930	4238	362.8	113.5	249.3
13)	Cincinnati	6145	1742	4403	361.5	102.5	259.0
14)	Philadelphia	6119	2715	3404	359.9	159.7	200.2
15)	New England	6008	2151	3857	353.4	126.5	226.9
16)	Indianapolis	5901	2540	3361	347.1	149.4	197.7
17)	Tennessee	5822	2404	3418	342.5	141.4	201.1
18)	Cleveland	5791	2471	3320	340.6	145.4	195.3
19)	Denver	5618	2025	3593	330.5	119.1	211.4
20)	Seattle	5506	2074	3432	323.9	122.0	201.9
21)	Washington	5502	2061	3441	323.6	121.2	202.4
22)	Detroit	5484	1886	3598	322.6	110.9	211.6
23)	Pittsburgh	5361	1583	3778	315.4	93.1	222.2
24)	Chicago	5225	2018	3207	307.4	118.7	188.6
25)	Miami	5219	1568	3651	307.0	92.2	214.8
26)	N.Y. Jets	5208	1667	3541	306.4	98.1	208.3
27)	Jacksonville	5191	1755	3436	305.4	103.2	202.1
28)	New Orleans	5177	1991	3186	304.5	117.1	187.4
29)	Atlanta	5164	1451	3713	303.8	85.4	218.4
30)	Carolina	5081	1842	3239	298.9	108.4	190.5
31)	N.Y. Giants	4884	1688	3196	287.3	99.3	188.0
32)	Houston	4727	1422	3305	278.1	83.6	194.4

NFL / TOTAL DEFENSE

Rank	Team	Total	Rushing	Passing	Total	Rushing	Passing
1)	Buffalo	4637	1866	2771	272.8	109.8	163.0
2)	Carolina	5201	1935	3266	305.9	113.8	192.1
3)	San Francisco	5270	1760	3510	310.0	103.5	206.5
4)	New England	5284	2103	3181	310.8	123.7	187.1
5)	Cleveland	5296	1857	3439	311.5	109.2	202.3
6)	Chicago	5384	2127	3257	316.7	125.1	191.6
7)	New Orleans	5410	1589	3821	318.2	93.5	224.8
8)	Denver	5544	1892	3652	326.1	111.3	214.8
9)	Green Bay	5579	1855	3724	328.2	109.1	219.1
10)	Philadelphia	5590	1834	3756	328.8	107.9	220.9
11)	Arizona	5597	1952	3645	329.2	114.8	214.4
12)	Tennessee	5607	1438	4169	329.8	84.6	245.2
13)	Tampa Bay	5635	1573	4062	331.5	92.5	238.9
14)	Las Vegas	5732	1943	3789	337.2	114.3	222.9
15)	Miami	5738	1867	3871	337.5	109.8	227.7
16)	Indianapolis	5834	1854	3980	343.2	109.1	234.1
17)	L.A. Rams	5863	1754	4109	344.9	103.2	241.7
18)	Cincinnati	5964	1742	4222	350.8	102.5	248.4
19)	Dallas	5967	1918	4049	351.0	112.8	238.2
20)	Jacksonville	6002	2127	3875	353.1	125.1	227.9
21)	N.Y. Giants	6032	2193	3839	354.8	129.0	225.8
22)	Washington	6108	1775	4333	359.3	104.4	254.9
23)	L.A. Chargers	6122	2361	3761	360.1	138.9	221.2
24)	Pittsburgh	6139	2483	3656	361.1	146.1	215.1
25)	Baltimore	6178	1436	4742	363.4	84.5	278.9
26)	Atlanta	6194	2242	3952	364.4	131.9	232.5
27)	Kansas City	6272	1999	4273	368.9	117.6	251.4
28)	Seattle	6445	1932	4513	379.1	113.6	265.5
29)	Detroit	6456	2296	4160	379.8	135.1	244.7
30)	Minnesota	6522	2222	4300	383.6	130.7	252.9
31)	Houston	6535	2418	4117	384.4	142.2	242.2
32)	N.Y. Jets	6760	2351	4409	397.6	138.3	259.4

WEEK 18 / THROUGH SUNDAY, JANUARY 9, 2022

AFC / TAKEAWAYS, GIVEAWAYS

Rank	Team	TAKEAWAYS			GIVEAWAYS			Net Diff
		Int	Fum	Total	Int	Fum	Total	
1)	Indianapolis	19	14	33	8	11	19	= +14
2)	Buffalo	19	11	30	16	6	22	= +8
3)	New England	23	7	30	13	10	23	= +7
4)	Kansas City	15	14	29	13	12	25	= +4
5)	Houston	17	8	25	15	7	22	= +3
6)	Pittsburgh	13	9	22	11	9	20	= +2
7)	Denver	13	6	19	9	9	18	= +1
8t)	Cincinnati	13	8	21	14	7	21	= 0
8t)	Miami	14	12	26	14	12	26	= 0
10)	L.A. Chargers	11	10	21	15	7	22	= -1
11t)	Cleveland	13	6	19	14	8	22	= -3
11t)	Tennessee	16	6	22	14	11	25	= -3
13)	Las Vegas	6	9	15	14	10	24	= -9
14)	Baltimore	9	6	15	18	8	26	= -11
15)	N.Y. Jets	7	7	14	20	7	27	= -13
16)	Jacksonville	7	2	9	17	12	29	= -20
	Totals	215	135	350	225	146	371	= -21

NFC / TAKEAWAYS, GIVEAWAYS

Rank	Team	TAKEAWAYS			GIVEAWAYS			Net Diff
		Int	Fum	Total	Int	Fum	Total	
1)	Dallas	26	8	34	11	9	20	= +14
2)	Green Bay	18	8	26	7	6	13	= +13
3)	Arizona	13	14	27	11	4	15	= +12
4)	Minnesota	16	8	24	7	6	13	= +11
5)	Tampa Bay	17	12	29	12	7	19	= +10
6)	New Orleans	18	7	25	13	5	18	= +7
7)	Seattle	11	7	18	7	6	13	= +5
8)	L.A. Rams	19	6	25	18	5	23	= +2
9)	Philadelphia	12	4	16	10	6	16	= 0
10t)	Detroit	11	8	19	14	9	23	= -4
10t)	San Francisco	9	11	20	14	10	24	= -4
12)	Washington	11	8	19	15	9	24	= -5
13)	Atlanta	12	8	20	15	11	26	= -6
14)	N.Y. Giants	15	7	22	20	10	30	= -8
15t)	Carolina	9	7	16	21	8	29	= -13
15t)	Chicago	8	8	16	20	9	29	= -13
	Totals	225	131	356	215	120	335	= +21

NFL / TAKEAWAYS, GIVEAWAYS

Rank	Team	TAKEAWAYS			GIVEAWAYS			Net Diff
		Int	Fum	Total	Int	Fum	Total	
1t)	Indianapolis	19	14	33	8	11	19	= +14
1t)	Dallas	26	8	34	11	9	20	= +14
3)	Green Bay	18	8	26	7	6	13	= +13
4)	Arizona	13	14	27	11	4	15	= +12
5)	Minnesota	16	8	24	7	6	13	= +11
6)	Tampa Bay	17	12	29	12	7	19	= +10
7)	Buffalo	19	11	30	16	6	22	= +8
8t)	New England	23	7	30	13	10	23	= +7
8t)	New Orleans	18	7	25	13	5	18	= +7
10)	Seattle	11	7	18	7	6	13	= +5
11)	Kansas City	15	14	29	13	12	25	= +4
12)	Houston	17	8	25	15	7	22	= +3
13t)	Pittsburgh	13	9	22	11	9	20	= +2
13t)	L.A. Rams	19	6	25	18	5	23	= +2
15)	Denver	13	6	19	9	9	18	= +1
16t)	Cincinnati	13	8	21	14	7	21	= 0
16t)	Miami	14	12	26	14	12	26	= 0
16t)	Philadelphia	12	4	16	10	6	16	= 0
19)	L.A. Chargers	11	10	21	15	7	22	= -1
20t)	Cleveland	13	6	19	14	8	22	= -3
20t)	Tennessee	16	6	22	14	11	25	= -3
22t)	Detroit	11	8	19	14	9	23	= -4
22t)	San Francisco	9	11	20	14	10	24	= -4
24)	Washington	11	8	19	15	9	24	= -5
25)	Atlanta	12	8	20	15	11	26	= -6
26)	N.Y. Giants	15	7	22	20	10	30	= -8
27)	Las Vegas	6	9	15	14	10	24	= -9
28)	Baltimore	9	6	15	18	8	26	= -11
29t)	N.Y. Jets	7	7	14	20	7	27	= -13
29t)	Carolina	9	7	16	21	8	29	= -13
29t)	Chicago	8	8	16	20	9	29	= -13
32)	Jacksonville	7	2	9	17	12	29	= -20
	Totals	440	266	706	440	266	706	= 0

WEEK 18 / THROUGH SUNDAY, JANUARY 9, 2022

AFC / TEAM/OFFENSE INSIDE THE 20

Rank	Team	Poss	Pts	TD	TD%	FG	Score	Score%
1)	L.A. Chargers	75	380	48	64.0	16	64	85.3
2)	Tennessee	61	322	39	63.9	17	56	91.8
3)	Buffalo	77	405	48	62.3	23	71	92.2
4)	Cleveland	50	243	31	62.0	9	40	80.0
5)	New England	63	330	39	61.9	20	59	93.7
6)	Miami	49	247	30	61.2	12	42	85.7
7)	Baltimore	56	282	34	60.7	16	50	89.3
8)	Kansas City	68	339	41	60.3	18	59	86.8
9)	Cincinnati	52	256	31	59.6	14	45	86.5
10)	Indianapolis	64	305	36	56.3	18	54	84.4
11)	N.Y. Jets	51	239	28	54.9	16	44	86.3
12)	Denver	53	241	29	54.7	13	42	79.2
13)	Pittsburgh	50	239	27	54.0	17	44	88.0
14)	Las Vegas	60	277	31	51.7	22	53	88.3
15)	Houston	37	171	19	51.4	13	32	86.5
16)	Jacksonville	39	173	20	51.3	12	32	82.1

AFC / OPPONENTS/DEFENSE INSIDE THE 20

Rank	Team	Poss	Pts	TD	TD%	FG	Score	Score%
1)	New England	48	196	23	47.9	13	36	75.0
2)	Denver	42	183	21	50.0	12	33	78.6
3)	Pittsburgh	59	279	30	50.8	24	54	91.5
4)	Buffalo	45	198	23	51.1	12	35	77.8
5)	Tennessee	58	272	30	51.7	22	52	89.7
6)	Miami	57	262	30	52.6	18	48	84.2
7)	Baltimore	50	226	27	54.0	13	40	80.0
8)	Kansas City	56	262	32	57.1	14	46	82.1
9)	Cincinnati	53	261	32	60.4	13	45	84.9
10)	N.Y. Jets	74	379	45	60.8	22	67	90.5
11)	Houston	66	346	41	62.1	20	61	92.4
12)	Jacksonville	61	322	38	62.3	19	57	93.4
13)	Indianapolis	53	283	34	64.2	15	49	92.5
14)	L.A. Chargers	67	354	43	64.2	18	61	91.0
15)	Cleveland	52	273	34	65.4	14	48	92.3
16)	Las Vegas	43	264	35	81.4	6	41	95.3

WEEK 18 / THROUGH SUNDAY, JANUARY 9, 2022**NFC / TEAM/OFFENSE INSIDE THE 20**

Rank	Team	Poss	Pts	TD	TD%	FG	Score	Score%
1)	San Francisco	54	292	36	66.7	14	50	92.6
2)	Tampa Bay	68	364	45	66.2	17	62	91.2
3)	Seattle	48	251	31	64.6	11	42	87.5
4)	Philadelphia	60	322	38	63.3	17	55	91.7
5)	Dallas	65	334	41	63.1	17	58	89.2
6)	Minnesota	53	273	33	62.3	17	50	94.3
7t)	Arizona	65	326	39	60.0	19	58	89.2
7t)	L.A. Rams	70	356	42	60.0	21	63	90.0
9)	New Orleans	56	278	33	58.9	19	52	92.9
10)	Green Bay	70	336	41	58.6	17	58	82.9
11)	Atlanta	54	253	29	53.7	17	46	85.2
12)	Carolina	47	219	25	53.2	14	39	83.0
13)	Washington	50	225	26	52.0	16	42	84.0
14)	Chicago	48	207	23	47.9	15	38	79.2
15)	Detroit	45	198	21	46.7	16	37	82.2
16)	N.Y. Giants	38	161	17	44.7	14	31	81.6

NFC / OPPONENTS/DEFENSE INSIDE THE 20

Rank	Team	Poss	Pts	TD	TD%	FG	Score	Score%
1)	New Orleans	46	194	20	43.5	19	39	84.8
2)	Seattle	61	277	31	50.8	20	51	83.6
3)	L.A. Rams	56	257	29	51.8	17	46	82.1
4)	Tampa Bay	59	279	31	52.5	21	52	88.1
5)	N.Y. Giants	70	329	37	52.9	24	61	87.1
6)	Chicago	54	255	30	55.6	16	46	85.2
7)	Minnesota	59	281	33	55.9	16	49	83.1
8)	San Francisco	60	278	34	56.7	13	47	78.3
9)	Washington	59	293	35	59.3	17	52	88.1
10)	Arizona	51	253	31	60.8	12	43	84.3
11)	Dallas	46	236	28	60.9	14	42	91.3
12)	Atlanta	69	367	44	63.8	20	64	92.8
13)	Green Bay	50	258	33	66.0	10	43	86.0
14)	Philadelphia	60	314	40	66.7	14	54	90.0
15)	Carolina	52	278	35	67.3	14	49	94.2
16)	Detroit	60	335	42	70.0	15	57	95.0

WEEK 18 / THROUGH SUNDAY, JANUARY 9, 2022

NFL / TEAM/OFFENSE INSIDE THE 20

Rank	Team	Poss	Pts	TD	TD%	FG	Score	Score%
1)	San Francisco	54	292	36	66.7	14	50	92.6
2)	Tampa Bay	68	364	45	66.2	17	62	91.2
3)	Seattle	48	251	31	64.6	11	42	87.5
4)	L.A. Chargers	75	380	48	64.0	16	64	85.3
5)	Tennessee	61	322	39	63.9	17	56	91.8
6)	Philadelphia	60	322	38	63.3	17	55	91.7
7)	Dallas	65	334	41	63.1	17	58	89.2
8)	Buffalo	77	405	48	62.3	23	71	92.2
9)	Minnesota	53	273	33	62.3	17	50	94.3
10)	Cleveland	50	243	31	62.0	9	40	80.0
11)	New England	63	330	39	61.9	20	59	93.7
12)	Miami	49	247	30	61.2	12	42	85.7
13)	Baltimore	56	282	34	60.7	16	50	89.3
14)	Kansas City	68	339	41	60.3	18	59	86.8
15t)	Arizona	65	326	39	60.0	19	58	89.2
15t)	L.A. Rams	70	356	42	60.0	21	63	90.0
17)	Cincinnati	52	256	31	59.6	14	45	86.5
18)	New Orleans	56	278	33	58.9	19	52	92.9
19)	Green Bay	70	336	41	58.6	17	58	82.9
20)	Indianapolis	64	305	36	56.3	18	54	84.4
21)	N.Y. Jets	51	239	28	54.9	16	44	86.3
22)	Denver	53	241	29	54.7	13	42	79.2
23)	Pittsburgh	50	239	27	54.0	17	44	88.0
24)	Atlanta	54	253	29	53.7	17	46	85.2
25)	Carolina	47	219	25	53.2	14	39	83.0
26)	Washington	50	225	26	52.0	16	42	84.0
27)	Las Vegas	60	277	31	51.7	22	53	88.3
28)	Houston	37	171	19	51.4	13	32	86.5
29)	Jacksonville	39	173	20	51.3	12	32	82.1
30)	Chicago	48	207	23	47.9	15	38	79.2
31)	Detroit	45	198	21	46.7	16	37	82.2
32)	N.Y. Giants	38	161	17	44.7	14	31	81.6

NFL / OPPONENTS/DEFENSE INSIDE THE 20

Rank	Team	Poss	Pts	TD	TD%	FG	Score	Score%
1)	New Orleans	46	194	20	43.5	19	39	84.8
2)	New England	48	196	23	47.9	13	36	75.0
3)	Denver	42	183	21	50.0	12	33	78.6
4)	Pittsburgh	59	279	30	50.8	24	54	91.5
5)	Seattle	61	277	31	50.8	20	51	83.6
6)	Buffalo	45	198	23	51.1	12	35	77.8
7)	Tennessee	58	272	30	51.7	22	52	89.7
8)	L.A. Rams	56	257	29	51.8	17	46	82.1
9)	Tampa Bay	59	279	31	52.5	21	52	88.1
10)	Miami	57	262	30	52.6	18	48	84.2
11)	N.Y. Giants	70	329	37	52.9	24	61	87.1
12)	Baltimore	50	226	27	54.0	13	40	80.0
13)	Chicago	54	255	30	55.6	16	46	85.2
14)	Minnesota	59	281	33	55.9	16	49	83.1
15)	San Francisco	60	278	34	56.7	13	47	78.3
16)	Kansas City	56	262	32	57.1	14	46	82.1
17)	Washington	59	293	35	59.3	17	52	88.1
18)	Cincinnati	53	261	32	60.4	13	45	84.9
19)	Arizona	51	253	31	60.8	12	43	84.3
20)	N.Y. Jets	74	379	45	60.8	22	67	90.5
21)	Dallas	46	236	28	60.9	14	42	91.3
22)	Houston	66	346	41	62.1	20	61	92.4
23)	Jacksonville	61	322	38	62.3	19	57	93.4
24)	Atlanta	69	367	44	63.8	20	64	92.8
25)	Indianapolis	53	283	34	64.2	15	49	92.5
26)	L.A. Chargers	67	354	43	64.2	18	61	91.0
27)	Cleveland	52	273	34	65.4	14	48	92.3
28)	Green Bay	50	258	33	66.0	10	43	86.0
29)	Philadelphia	60	314	40	66.7	14	54	90.0
30)	Carolina	52	278	35	67.3	14	49	94.2
31)	Detroit	60	335	42	70.0	15	57	95.0
32)	Las Vegas	43	264	35	81.4	6	41	95.3

WEEK 18 / THROUGH SUNDAY, JANUARY 9, 2022

AFC / OFFENSE/TEAMS: FIRST DOWNS, THIRD DOWNS, FOURTH DOWNS

Rank	Team	FIRST DOWNS				THIRD DOWNS			FOURTH DOWNS		
		Total	Rush	Pass	Pen	Made	Att	Pct	Made	Att	Pct
1)	Kansas City	419	119	267	33	107	205	52.2	10	15	66.7
2)	L.A. Chargers	401	112	256	33	100	221	45.2	22	34	64.7
3)	Buffalo	398	134	236	28	103	222	46.4	11	22	50.0
4)	Baltimore	394	159	209	26	82	225	36.4	18	27	66.7
5t)	New England	362	139	187	36	91	209	43.5	11	17	64.7
5t)	Tennessee	362	134	194	34	103	236	43.6	15	24	62.5
7)	Indianapolis	354	154	167	33	86	210	41.0	18	29	62.1
8)	Las Vegas	349	95	217	37	77	206	37.4	12	19	63.2
9)	Cleveland	342	138	177	27	83	212	39.2	12	29	41.4
10)	Cincinnati	337	96	208	33	82	207	39.6	13	20	65.0
11)	Denver	331	124	179	28	82	213	38.5	16	28	57.1
12)	Miami	325	87	206	32	95	233	40.8	12	22	54.5
13)	Pittsburgh	323	85	204	34	93	239	38.9	10	21	47.6
14)	N.Y. Jets	310	87	195	28	77	212	36.3	14	29	48.3
15)	Jacksonville	304	92	178	34	76	212	35.8	18	31	58.1
16)	Houston	266	77	162	27	95	239	39.7	9	21	42.9
	Totals	5577	1832	3242	503	1432	3501	40.9	221	388	57.0

AFC / DEFENSE/OPPONENTS: FIRST DOWNS, THIRD DOWNS, FOURTH DOWNS

Rank	Team	FIRST DOWNS				THIRD DOWNS			FOURTH DOWNS		
		Total	Rush	Pass	Pen	Made	Att	Pct	Made	Att	Pct
1)	Buffalo	285	108	138	39	66	214	30.8	16	35	45.7
2)	New England	308	111	176	21	77	211	36.5	17	32	53.1
3)	Denver	312	99	192	21	101	225	44.9	11	26	42.3
4)	Cleveland	327	108	184	35	86	219	39.3	16	25	64.0
5)	Tennessee	331	90	204	37	77	210	36.7	14	24	58.3
6)	Indianapolis	334	101	213	20	85	210	40.5	12	21	57.1
7)	Miami	337	106	199	32	95	231	41.1	11	18	61.1
8)	Cincinnati	339	107	213	19	92	221	41.6	7	18	38.9
9)	Baltimore	340	81	232	27	70	201	34.8	11	18	61.1
10)	Las Vegas	349	109	202	38	91	230	39.6	21	29	72.4
11)	Jacksonville	351	124	198	29	95	221	43.0	14	21	66.7
12)	Pittsburgh	354	144	186	24	86	232	37.1	13	24	54.2
13)	Kansas City	363	121	209	33	80	199	40.2	19	31	61.3
14)	Houston	382	135	218	29	89	206	43.2	11	19	57.9
15)	L.A. Chargers	383	144	199	40	107	216	49.5	7	22	31.8
16)	N.Y. Jets	401	129	234	38	99	223	44.4	13	21	61.9
	Totals	5496	1817	3197	482	1396	3469	40.2	213	384	55.5

WEEK 18 / THROUGH SUNDAY, JANUARY 9, 2022

NFC / OFFENSE/TEAMS: FIRST DOWNS, THIRD DOWNS, FOURTH DOWNS

Rank	Team	FIRST DOWNS				THIRD DOWNS			FOURTH DOWNS		
		Total	Rush	Pass	Pen	Made	Att	Pct	Made	Att	Pct
1)	Tampa Bay	404	106	273	25	105	223	47.1	9	16	56.3
2)	Dallas	390	111	248	31	99	228	43.4	14	24	58.3
3)	Green Bay	375	109	235	31	88	202	43.6	13	22	59.1
4)	Arizona	367	127	214	26	100	221	45.2	17	29	58.6
5)	San Francisco	361	130	200	31	80	199	40.2	10	20	50.0
6)	L.A. Rams	355	99	233	23	90	205	43.9	10	19	52.6
7)	Philadelphia	352	163	167	22	101	221	45.7	11	24	45.8
8)	Washington	345	129	181	35	87	224	38.8	16	32	50.0
9)	Chicago	333	119	180	34	75	216	34.7	15	36	41.7
10)	Minnesota	332	103	202	27	83	228	36.4	12	22	54.5
11)	Detroit	329	104	193	32	74	213	34.7	21	41	51.2
12)	Carolina	322	118	174	30	84	235	35.7	14	34	41.2
13)	New Orleans	307	113	165	29	78	220	35.5	11	21	52.4
14)	Atlanta	306	75	196	35	82	211	38.9	10	24	41.7
15)	Seattle	302	106	166	30	72	193	37.3	4	11	36.4
16)	N.Y. Giants	299	90	171	38	84	230	36.5	13	30	43.3
	Totals	5479	1802	3198	479	1382	3469	39.8	200	405	49.4

NFC / DEFENSE/OPPONENTS: FIRST DOWNS, THIRD DOWNS, FOURTH DOWNS

Rank	Team	FIRST DOWNS				THIRD DOWNS			FOURTH DOWNS		
		Total	Rush	Pass	Pen	Made	Att	Pct	Made	Att	Pct
1)	New Orleans	304	84	185	35	89	240	37.1	9	21	42.9
2)	Carolina	311	112	170	29	82	217	37.8	12	21	57.1
3)	San Francisco	318	97	180	41	88	220	40.0	11	25	44.0
4)	Chicago	321	116	170	35	81	211	38.4	12	24	50.0
5)	Dallas	327	99	191	37	76	223	34.1	16	26	61.5
6)	Arizona	336	109	192	35	79	207	38.2	14	30	46.7
7)	Green Bay	337	120	194	23	87	203	42.9	15	33	45.5
8)	Tampa Bay	344	94	214	36	87	226	38.5	13	28	46.4
9)	Washington	346	101	220	25	111	229	48.5	12	20	60.0
10)	L.A. Rams	347	111	214	22	92	223	41.3	17	32	53.1
11)	Philadelphia	358	115	208	35	93	217	42.9	14	29	48.3
12)	N.Y. Giants	365	126	216	23	90	226	39.8	15	23	65.2
13)	Detroit	372	135	211	26	92	204	45.1	9	14	64.3
14)	Atlanta	383	143	214	26	105	217	48.4	11	22	50.0
15)	Minnesota	391	131	224	36	78	214	36.4	15	30	50.0
16)	Seattle	400	124	240	36	88	224	39.3	13	31	41.9
	Totals	5560	1817	3243	500	1418	3501	40.5	208	409	50.9

WEEK 18 / THROUGH SUNDAY, JANUARY 9, 2022

NFL / OFFENSE/TEAMS: FIRST DOWNS, THIRD DOWNS, FOURTH DOWNS

Rank	Team	FIRST DOWNS				THIRD DOWNS			FOURTH DOWNS		
		Total	Rush	Pass	Pen	Made	Att	Pct	Made	Att	Pct
1)	Kansas City	419	119	267	33	107	205	52.2	10	15	66.7
2)	Tampa Bay	404	106	273	25	105	223	47.1	9	16	56.3
3)	L.A. Chargers	401	112	256	33	100	221	45.2	22	34	64.7
4)	Buffalo	398	134	236	28	103	222	46.4	11	22	50.0
5)	Baltimore	394	159	209	26	82	225	36.4	18	27	66.7
6)	Dallas	390	111	248	31	99	228	43.4	14	24	58.3
7)	Green Bay	375	109	235	31	88	202	43.6	13	22	59.1
8)	Arizona	367	127	214	26	100	221	45.2	17	29	58.6
9t)	New England	362	139	187	36	91	209	43.5	11	17	64.7
9t)	Tennessee	362	134	194	34	103	236	43.6	15	24	62.5
11)	San Francisco	361	130	200	31	80	199	40.2	10	20	50.0
12)	L.A. Rams	355	99	233	23	90	205	43.9	10	19	52.6
13)	Indianapolis	354	154	167	33	86	210	41.0	18	29	62.1
14)	Philadelphia	352	163	167	22	101	221	45.7	11	24	45.8
15)	Las Vegas	349	95	217	37	77	206	37.4	12	19	63.2
16)	Washington	345	129	181	35	87	224	38.8	16	32	50.0
17)	Cleveland	342	138	177	27	83	212	39.2	12	29	41.4
18)	Cincinnati	337	96	208	33	82	207	39.6	13	20	65.0
19)	Chicago	333	119	180	34	75	216	34.7	15	36	41.7
20)	Minnesota	332	103	202	27	83	228	36.4	12	22	54.5
21)	Denver	331	124	179	28	82	213	38.5	16	28	57.1
22)	Detroit	329	104	193	32	74	213	34.7	21	41	51.2
23)	Miami	325	87	206	32	95	233	40.8	12	22	54.5
24)	Pittsburgh	323	85	204	34	93	239	38.9	10	21	47.6
25)	Carolina	322	118	174	30	84	235	35.7	14	34	41.2
26)	N.Y. Jets	310	87	195	28	77	212	36.3	14	29	48.3
27)	New Orleans	307	113	165	29	78	220	35.5	11	21	52.4
28)	Atlanta	306	75	196	35	82	211	38.9	10	24	41.7
29)	Jacksonville	304	92	178	34	76	212	35.8	18	31	58.1
30)	Seattle	302	106	166	30	72	193	37.3	4	11	36.4
31)	N.Y. Giants	299	90	171	38	84	230	36.5	13	30	43.3
32)	Houston	266	77	162	27	95	239	39.7	9	21	42.9
	Totals	11056	3634	6440	982	2814	6970	40.4	421	793	53.1

NFL / DEFENSE/OPPONENTS: FIRST DOWNS, THIRD DOWNS, FOURTH DOWNS

Rank	Team	FIRST DOWNS				THIRD DOWNS			FOURTH DOWNS		
		Total	Rush	Pass	Pen	Made	Att	Pct	Made	Att	Pct
1)	Buffalo	285	108	138	39	66	214	30.8	16	35	45.7
2)	New Orleans	304	84	185	35	89	240	37.1	9	21	42.9
3)	New England	308	111	176	21	77	211	36.5	17	32	53.1
4)	Carolina	311	112	170	29	82	217	37.8	12	21	57.1
5)	Denver	312	99	192	21	101	225	44.9	11	26	42.3
6)	San Francisco	318	97	180	41	88	220	40.0	11	25	44.0
7)	Chicago	321	116	170	35	81	211	38.4	12	24	50.0
8t)	Cleveland	327	108	184	35	86	219	39.3	16	25	64.0
8t)	Dallas	327	99	191	37	76	223	34.1	16	26	61.5
10)	Tennessee	331	90	204	37	77	210	36.7	14	24	58.3
11)	Indianapolis	334	101	213	20	85	210	40.5	12	21	57.1
12)	Arizona	336	109	192	35	79	207	38.2	14	30	46.7
13t)	Miami	337	106	199	32	95	231	41.1	11	18	61.1
13t)	Green Bay	337	120	194	23	87	203	42.9	15	33	45.5
15)	Cincinnati	339	107	213	19	92	221	41.6	7	18	38.9
16)	Baltimore	340	81	232	27	70	201	34.8	11	18	61.1
17)	Tampa Bay	344	94	214	36	87	226	38.5	13	28	46.4
18)	Washington	346	101	220	25	111	229	48.5	12	20	60.0
19)	L.A. Rams	347	111	214	22	92	223	41.3	17	32	53.1
20)	Las Vegas	349	109	202	38	91	230	39.6	21	29	72.4
21)	Jacksonville	351	124	198	29	95	221	43.0	14	21	66.7
22)	Pittsburgh	354	144	186	24	86	232	37.1	13	24	54.2
23)	Philadelphia	358	115	208	35	93	217	42.9	14	29	48.3
24)	Kansas City	363	121	209	33	80	199	40.2	19	31	61.3
25)	N.Y. Giants	365	126	216	23	90	226	39.8	15	23	65.2
26)	Detroit	372	135	211	26	92	204	45.1	9	14	64.3
27)	Houston	382	135	218	29	89	206	43.2	11	19	57.9
28t)	L.A. Chargers	383	144	199	40	107	216	49.5	7	22	31.8
28t)	Atlanta	383	143	214	26	105	217	48.4	11	22	50.0
30)	Minnesota	391	131	224	36	78	214	36.4	15	30	50.0
31)	Seattle	400	124	240	36	88	224	39.3	13	31	41.9
32)	N.Y. Jets	401	129	234	38	99	223	44.4	13	21	61.9
	Totals	11056	3634	6440	982	2814	6970	40.4	421	793	53.1

WEEK 18 / THROUGH SUNDAY, JANUARY 9, 2022

AFC / FIRST-DOWN PLAYS BY TEAMS

Rank	Team	Yds/Play	Plays	Yards
1)	Buffalo	6.07	520	3157
2)	New England	5.89	479	2822
3)	Indianapolis	5.86	475	2782
4)	Cincinnati	5.73	467	2675
5)	L.A. Chargers	5.71	503	2870
6)	Las Vegas	5.69	488	2777
7)	Kansas City	5.67	527	2989
8)	Baltimore	5.63	539	3032
9)	Denver	5.61	451	2531
10)	Cleveland	5.60	468	2621
11)	Jacksonville	5.37	447	2400
12)	N.Y. Jets	5.26	456	2397
13)	Tennessee	4.93	493	2430
14)	Miami	4.81	471	2266
15)	Houston	4.28	410	1753
16)	Pittsburgh	4.13	476	1966
	TOTAL	5.41	7670	41468

AFC / FIRST-DOWN PLAYS BY OPPONENTS

Rank	Team	Yds/Play	Plays	Yards
1)	Cleveland	4.68	460	2155
2)	Buffalo	4.82	432	2082
3t)	Miami	4.93	474	2335
3t)	Las Vegas	4.93	474	2335
5)	Jacksonville	5.13	462	2369
6)	Denver	5.26	443	2330
7)	New England	5.37	449	2411
8)	L.A. Chargers	5.55	490	2721
9)	Tennessee	5.66	467	2645
10)	Indianapolis	5.68	469	2666
11)	Houston	5.71	512	2924
12)	Baltimore	5.75	477	2744
13)	N.Y. Jets	5.77	523	3018
14)	Pittsburgh	5.97	498	2971
15)	Cincinnati	6.00	481	2887
16)	Kansas City	6.13	477	2924
	TOTAL	5.47	7588	41517

WEEK 18 / THROUGH SUNDAY, JANUARY 9, 2022

NFC / FIRST-DOWN PLAYS BY TEAMS

Rank	Team	Yds/Play	Plays	Yards
1)	San Francisco	6.43	488	3140
2)	Green Bay	6.12	487	2980
3)	Tampa Bay	6.07	521	3165
4)	Washington	5.76	475	2734
5)	L.A. Rams	5.74	481	2759
6)	Minnesota	5.66	478	2704
7)	Dallas	5.61	515	2891
8)	Detroit	5.49	458	2516
9)	Seattle	5.41	426	2306
10)	Philadelphia	5.40	474	2561
11)	Arizona	5.07	489	2481
12)	Chicago	5.07	469	2376
13)	Atlanta	5.06	438	2217
14)	New Orleans	4.92	451	2219
15)	N.Y. Giants	4.84	455	2203
16)	Carolina	4.81	475	2286
	TOTAL	5.48	7580	41538

NFC / FIRST-DOWN PLAYS BY OPPONENTS

Rank	Team	Yds/Play	Plays	Yards
1)	L.A. Rams	4.76	485	2308
2)	San Francisco	4.80	451	2163
3)	New Orleans	4.93	454	2236
4)	Tampa Bay	5.06	481	2434
5)	Carolina	5.08	450	2286
6)	Green Bay	5.19	458	2379
7)	Washington	5.32	464	2470
8)	Atlanta	5.49	498	2732
9)	N.Y. Giants	5.55	507	2813
10)	Philadelphia	5.59	476	2659
11)	Detroit	5.61	495	2776
12)	Seattle	5.61	542	3041
13)	Dallas	5.82	481	2798
14)	Arizona	5.82	456	2654
15)	Chicago	5.95	443	2634
16)	Minnesota	5.96	521	3106
	TOTAL	5.41	7662	41489

WEEK 18 / THROUGH SUNDAY, JANUARY 9, 2022

NFL / FIRST-DOWN PLAYS BY TEAMS

Rank	Team	Yds/Play	Plays	Yards
1)	San Francisco	6.43	488	3140
2)	Green Bay	6.12	487	2980
3)	Tampa Bay	6.07	521	3165
4)	Buffalo	6.07	520	3157
5)	New England	5.89	479	2822
6)	Indianapolis	5.86	475	2782
7)	Washington	5.76	475	2734
8)	L.A. Rams	5.74	481	2759
9)	Cincinnati	5.73	467	2675
10)	L.A. Chargers	5.71	503	2870
11)	Las Vegas	5.69	488	2777
12)	Kansas City	5.67	527	2989
13)	Minnesota	5.66	478	2704
14)	Baltimore	5.63	539	3032
15)	Dallas	5.61	515	2891
16)	Denver	5.61	451	2531
17)	Cleveland	5.60	468	2621
18)	Detroit	5.49	458	2516
19)	Seattle	5.41	426	2306
20)	Philadelphia	5.40	474	2561
21)	Jacksonville	5.37	447	2400
22)	N.Y. Jets	5.26	456	2397
23)	Arizona	5.07	489	2481
24)	Chicago	5.07	469	2376
25)	Atlanta	5.06	438	2217
26)	Tennessee	4.93	493	2430
27)	New Orleans	4.92	451	2219
28)	N.Y. Giants	4.84	455	2203
29)	Carolina	4.81	475	2286
30)	Miami	4.81	471	2266
31)	Houston	4.28	410	1753
32)	Pittsburgh	4.13	476	1966
	TOTAL	5.44	15250	83006

NFL / FIRST-DOWN PLAYS BY OPPONENTS

Rank	Team	Yds/Play	Plays	Yards
1)	Cleveland	4.68	460	2155
2)	L.A. Rams	4.76	485	2308
3)	San Francisco	4.80	451	2163
4)	Buffalo	4.82	432	2082
5)	New Orleans	4.93	454	2236
6t)	Miami	4.93	474	2335
6t)	Las Vegas	4.93	474	2335
8)	Tampa Bay	5.06	481	2434
9)	Carolina	5.08	450	2286
10)	Jacksonville	5.13	462	2369
11)	Green Bay	5.19	458	2379
12)	Denver	5.26	443	2330
13)	Washington	5.32	464	2470
14)	New England	5.37	449	2411
15)	Atlanta	5.49	498	2732
16)	N.Y. Giants	5.55	507	2813
17)	L.A. Chargers	5.55	490	2721
18)	Philadelphia	5.59	476	2659
19)	Detroit	5.61	495	2776
20)	Seattle	5.61	542	3041
21)	Tennessee	5.66	467	2645
22)	Indianapolis	5.68	469	2666
23)	Houston	5.71	512	2924
24)	Baltimore	5.75	477	2744
25)	N.Y. Jets	5.77	523	3018
26)	Dallas	5.82	481	2798
27)	Arizona	5.82	456	2654
28)	Chicago	5.95	443	2634
29)	Minnesota	5.96	521	3106
30)	Pittsburgh	5.97	498	2971
31)	Cincinnati	6.00	481	2887
32)	Kansas City	6.13	477	2924
	TOTAL	5.44	15250	83006

WEEK 18 / THROUGH SUNDAY, JANUARY 9, 2022

AFC / KICKOFFS (Receiving Team)

Rank	Team	TotKO	AdjKO	TB	TB%	EZ	EZ%	OB	I20	Avg.Start
1)	Indianapolis	79	76	41	53.9	53	67.1	2	6	26.7
2)	Buffalo	69	66	34	51.5	42	60.9	0	3	26.6
3)	N.Y. Jets	109	109	58	53.2	80	73.4	1	11	26.4
4)	L.A. Chargers	95	93	53	57.0	71	74.7	1	14	25.7
5)	Baltimore	85	84	51	60.7	62	72.9	2	3	25.7
6)	Houston	98	95	52	54.7	71	72.4	2	11	25.5
7)	New England	72	71	44	62.0	52	72.2	2	5	25.2
8)	Cleveland	85	81	41	50.6	55	64.7	2	10	24.8
9)	Jacksonville	98	97	60	61.9	78	79.6	1	12	24.6
10)	Kansas City	80	77	48	62.3	67	83.8	1	9	24.4
11)	Las Vegas	98	94	60	63.8	68	69.4	0	10	24.3
12)	Pittsburgh	92	86	51	59.3	65	70.7	0	12	24.3
13)	Cincinnati	84	82	50	61.0	64	76.2	0	10	24.3
14)	Tennessee	85	83	43	51.8	48	56.5	1	10	24.3
15)	Miami	84	82	65	79.3	67	79.8	0	6	24.2
16)	Denver	74	72	54	75.0	58	78.4	0	5	24.1
	Totals	1387	1348	805	59.7	1001	74.3	15	137	25.1

AFC / KICKOFFS (Kicking Team)

Rank	Team	TotKO	AdjKO	TB	TB%	EZ	EZ%	OB	I20	Avg.Start
1)	Cleveland	74	73	34	46.6	48	64.9	0	14	23.2
2)	Buffalo	100	98	56	57.1	65	65.0	2	18	23.7
3)	Tennessee	92	91	52	57.1	68	73.9	0	15	24.1
4)	Indianapolis	95	90	47	52.2	63	66.3	0	9	24.1
5)	New England	103	102	45	44.1	63	61.2	3	13	24.2
6)	Miami	79	78	56	71.8	66	83.5	1	5	24.3
7)	Kansas City	101	99	66	66.7	75	74.3	0	12	24.4
8)	Cincinnati	95	92	56	60.9	70	73.7	1	8	24.5
9)	Baltimore	90	85	47	55.3	56	62.2	1	10	24.6
10)	L.A. Chargers	100	96	62	64.6	77	77.0	0	9	24.6
11)	N.Y. Jets	73	68	48	70.6	53	72.6	1	5	24.7
12)	Houston	67	65	32	49.2	38	56.7	1	8	24.7
13)	Las Vegas	87	85	53	62.4	64	73.6	1	10	25.3
14)	Pittsburgh	88	87	40	46.0	55	62.5	2	7	26.0
15)	Denver	78	76	62	81.6	72	92.3	0	4	27.6
16)	Jacksonville	62	61	22	36.1	31	50.0	1	6	30.1
	Totals	1384	1346	778	57.8	964	71.6	14	153	24.9

Note: Average team drive start DOES NOT include onside kicks or kickoffs at the end of a half unless either kickoff is returned for a touchdown. All other kickoffs (returned kickoffs, fair catches, touchback and kickoffs out of bounds) are included. Kickoffs resulting in the kicking team retaining possession are not included.

ADJ KO: Adjusted kickoffs are used to compute the Avg. Team Drive Start.

I20: The number of drives that start inside (not including) the 20 yd line.

WEEK 18 / THROUGH SUNDAY, JANUARY 9, 2022

NFC / KICKOFFS (Receiving Team)

Rank	Team	TotKO	AdjKO	TB	TB%	EZ	EZ%	OB	I20	Avg.Start
1)	Seattle	84	79	39	49.4	45	53.6	2	7	26.8
2)	Minnesota	93	93	61	65.6	76	81.7	0	11	26.6
3)	Washington	92	91	53	58.2	68	73.9	2	8	25.8
4)	Detroit	100	98	63	64.3	80	80.0	0	4	25.4
5)	Chicago	90	89	38	42.7	59	65.6	1	10	25.3
6)	Carolina	91	88	59	67.0	70	76.9	2	7	25.2
7)	Atlanta	97	94	50	53.2	70	72.2	0	8	25.1
8)	Dallas	84	82	53	64.6	67	79.8	0	10	24.9
9)	New Orleans	78	76	40	52.6	58	74.4	1	9	24.9
10)	Tampa Bay	82	81	52	64.2	61	74.4	0	9	24.5
11)	Arizona	79	76	47	61.8	59	74.7	1	11	24.3
12)	N.Y. Giants	93	92	60	65.2	74	79.6	0	10	24.2
13)	San Francisco	81	75	43	57.3	49	60.5	0	11	24.1
14)	Philadelphia	85	80	48	60.0	60	70.6	0	11	23.9
15)	L.A. Rams	84	78	44	56.4	54	64.3	0	14	23.8
16)	Green Bay	77	72	43	59.7	49	63.6	0	11	23.4
	Totals	1390	1344	793	59.0	999	74.3	9	151	24.9

NFC / KICKOFFS (Kicking Team)

Rank	Team	TotKO	AdjKO	TB	TB%	EZ	EZ%	OB	I20	Avg.Start
1)	Detroit	76	67	33	49.3	46	60.5	0	14	23.8
2)	N.Y. Giants	69	65	27	41.5	35	50.7	1	14	23.8
3)	New Orleans	84	80	49	61.3	62	73.8	0	12	24.1
4)	Chicago	71	69	34	49.3	51	71.8	0	9	24.2
5)	Washington	79	76	47	61.8	57	72.2	0	5	24.4
6)	Minnesota	94	93	76	81.7	86	91.5	0	5	24.7
7)	Arizona	98	92	73	79.3	80	81.6	0	4	24.7
8)	Seattle	83	80	31	38.8	49	59.0	1	15	24.9
9)	L.A. Rams	102	99	65	65.7	79	77.5	4	9	25.0
10)	Dallas	107	106	87	82.1	95	88.8	1	2	25.5
11)	Philadelphia	97	94	61	64.9	81	83.5	0	10	25.6
12)	San Francisco	90	88	37	42.0	55	61.1	0	11	25.7
13)	Green Bay	94	93	43	46.2	68	72.3	1	12	25.8
14)	Tampa Bay	104	103	77	74.8	88	84.6	1	3	26.0
15)	Atlanta	71	67	35	52.2	48	67.6	1	7	26.0
16)	Carolina	74	74	45	60.8	56	75.7	0	3	26.8
	Totals	1393	1346	820	60.9	1036	77.0	10	135	25.1

Note: Average team drive start DOES NOT include onside kicks or kickoffs at the end of a half unless either kickoff is returned for a touchdown. All other kickoffs (returned kickoffs, fair catches, touchback and kickoffs out of bounds) are included. Kickoffs resulting in the kicking team retaining possession are not included.

ADJ KO: Adjusted kickoffs are used to compute the Avg. Team Drive Start.

I20: The number of drives that start inside (not including) the 20 yd line.

WEEK 18 / THROUGH SUNDAY, JANUARY 9, 2022

NFL / KICKOFFS (Receiving Team)

Rank	Team	TotKO	AdjKO	TB	TB%	EZ	EZ%	OB	I20	Avg.Start
1)	Seattle	84	79	39	49.4	45	53.6	2	7	26.8
2)	Indianapolis	79	76	41	53.9	53	67.1	2	6	26.7
3)	Minnesota	93	93	61	65.6	76	81.7	0	11	26.6
4)	Buffalo	69	66	34	51.5	42	60.9	0	3	26.6
5)	N.Y. Jets	109	109	58	53.2	80	73.4	1	11	26.4
6)	Washington	92	91	53	58.2	68	73.9	2	8	25.8
7)	L.A. Chargers	95	93	53	57.0	71	74.7	1	14	25.7
8)	Baltimore	85	84	51	60.7	62	72.9	2	3	25.7
9)	Houston	98	95	52	54.7	71	72.4	2	11	25.5
10)	Detroit	100	98	63	64.3	80	80.0	0	4	25.4
11)	Chicago	90	89	38	42.7	59	65.6	1	10	25.3
12)	New England	72	71	44	62.0	52	72.2	2	5	25.2
13)	Carolina	91	88	59	67.0	70	76.9	2	7	25.2
14)	Atlanta	97	94	50	53.2	70	72.2	0	8	25.1
15)	Dallas	84	82	53	64.6	67	79.8	0	10	24.9
16)	New Orleans	78	76	40	52.6	58	74.4	1	9	24.9
17)	Cleveland	85	81	41	50.6	55	64.7	2	10	24.8
18)	Jacksonville	98	97	60	61.9	78	79.6	1	12	24.6
19)	Tampa Bay	82	81	52	64.2	61	74.4	0	9	24.5
20)	Kansas City	80	77	48	62.3	67	83.8	1	9	24.4
21)	Las Vegas	98	94	60	63.8	68	69.4	0	10	24.3
22)	Arizona	79	76	47	61.8	59	74.7	1	11	24.3
23)	Pittsburgh	92	86	51	59.3	65	70.7	0	12	24.3
24)	Cincinnati	84	82	50	61.0	64	76.2	0	10	24.3
25)	Tennessee	85	83	43	51.8	48	56.5	1	10	24.3
26)	Miami	84	82	65	79.3	67	79.8	0	6	24.2
27)	N.Y. Giants	93	92	60	65.2	74	79.6	0	10	24.2
28)	Denver	74	72	54	75.0	58	78.4	0	5	24.1
29)	San Francisco	81	75	43	57.3	49	60.5	0	11	24.1
30)	Philadelphia	85	80	48	60.0	60	70.6	0	11	23.9
31)	L.A. Rams	84	78	44	56.4	54	64.3	0	14	23.8
32)	Green Bay	77	72	43	59.7	49	63.6	0	11	23.4
	Totals	2777	2692	1598	59.42	000	74.3	24	288	25.0

Note: Average opponent drive start DOES NOT include onside kicks or kickoffs at the end of a half unless either kickoff is returned for a touchdown. All other kickoffs (returned kickoffs, fair catches, touchback and kickoffs out of bounds) are included. Kickoffs resulting in the kicking team retaining possession are not included.

ADJ KO: Adjusted kickoffs are used to compute the Avg. Team Drive Start.

I20: The number of drives that start inside (not including) the 20 yd line.

WEEK 18 / THROUGH SUNDAY, JANUARY 9, 2022

NFL / KICKOFFS (Kicking Team)

Rank	Team	TotKO	AdjKO	TB	TB%	EZ	EZ%	OB	I20	Avg.Start
1)	Cleveland	74	73	34	46.6	48	64.9	0	14	23.2
2)	Buffalo	100	98	56	57.1	65	65.0	2	18	23.7
3)	Detroit	76	67	33	49.3	46	60.5	0	14	23.8
4)	N.Y. Giants	69	65	27	41.5	35	50.7	1	14	23.8
5)	Tennessee	92	91	52	57.1	68	73.9	0	15	24.1
6)	Indianapolis	95	90	47	52.2	63	66.3	0	9	24.1
7)	New Orleans	84	80	49	61.3	62	73.8	0	12	24.1
8)	Chicago	71	69	34	49.3	51	71.8	0	9	24.2
9)	New England	103	102	45	44.1	63	61.2	3	13	24.2
10)	Miami	79	78	56	71.8	66	83.5	1	5	24.3
11)	Washington	79	76	47	61.8	57	72.2	0	5	24.4
12)	Kansas City	101	99	66	66.7	75	74.3	0	12	24.4
13)	Cincinnati	95	92	56	60.9	70	73.7	1	8	24.5
14)	Baltimore	90	85	47	55.3	56	62.2	1	10	24.6
15)	L.A. Chargers	100	96	62	64.6	77	77.0	0	9	24.6
16)	N.Y. Jets	73	68	48	70.6	53	72.6	1	5	24.7
17)	Minnesota	94	93	76	81.7	86	91.5	0	5	24.7
18)	Houston	67	65	32	49.2	38	56.7	1	8	24.7
19)	Arizona	98	92	73	79.3	80	81.6	0	4	24.7
20)	Seattle	83	80	31	38.8	49	59.0	1	15	24.9
21)	L.A. Rams	102	99	65	65.7	79	77.5	4	9	25.0
22)	Las Vegas	87	85	53	62.4	64	73.6	1	10	25.3
23)	Dallas	107	106	87	82.1	95	88.8	1	2	25.5
24)	Philadelphia	97	94	61	64.9	81	83.5	0	10	25.6
25)	San Francisco	90	88	37	42.0	55	61.1	0	11	25.7
26)	Green Bay	94	93	43	46.2	68	72.3	1	12	25.8
27)	Tampa Bay	104	103	77	74.8	88	84.6	1	3	26.0
28)	Atlanta	71	67	35	52.2	48	67.6	1	7	26.0
29)	Pittsburgh	88	87	40	46.0	55	62.5	2	7	26.0
30)	Carolina	74	74	45	60.8	56	75.7	0	3	26.8
31)	Denver	78	76	62	81.6	72	92.3	0	4	27.6
32)	Jacksonville	62	61	22	36.1	31	50.0	1	6	30.1
	Totals	2777	2692	1598	59.42	000	74.3	24	288	25.0

Note: Average team drive start DOES NOT include onside kicks or kickoffs at the end of a half unless either kickoff is returned for a touchdown. All other kickoffs (returned kickoffs, fair catches, touchback and kickoffs out of bounds) are included. Kickoffs resulting in the kicking team retaining possession are not included.

ADJ KO: Adjusted kickoffs are used to compute the Avg. Team Drive Start.

I20: The number of drives that start inside (not including) the 20 yd line.

WEEK 18 / THROUGH SUNDAY, JANUARY 9, 2022

AFC / SINGLE-GAME HIGHS / PLAYERS

Most Points-- 30, Taylor, Ind. at Buff., 11/21, (5 td, 0 fg, 0 xp, 0 2pt)
Passing Yards-- 525, Burrow, Cin. vs. Balt., 12/26, (37-46, 525, 4 td, 0 int)
Longest Pass-- 82, Burrow, Cin. at Balt., 10/24, (to Chase, Ja'Marr, td)
Passing Touchdowns-- 5, Mahomes, K.C. at Phil., 10/3, (24-30, 278, 5 td, 1 int)
Passing Touchdowns-- 5, Mahomes, K.C. at L.V., 11/14, (35-50, 406, 5 td, 0 int)
Rushing Yards-- 188, Harris, Pitt. vs. Clev., 1/3, (28-188, 1 td)
Rushing Attempts-- 35, Henry, Tenn. at Sea., 9/19 (OT), (35-182, 3 td)
Rushing Attempts-- 32, Taylor, Ind. at Buff., 11/21, (32-185, 4 td)
Rushing Attempts-- 32, Taylor, Ind. at Hou., 12/5, (32-143, 2 td)
Longest Rush-- 83, Taylor, Ind. vs. Hou., 10/17
Receptions-- 14, Harris, Pitt. vs. Cin., 9/26, (14-102, 0 td)
Receiving Yards-- 266, Chase, Cin. vs. K.C., 1/2, (11-266, 3 td)
Kickoff Return Yards-- 148, Roberts, LA-C vs. Denv., 1/2, (2-148, 1 td)
Kickoff Returns-- 7, McKenzie, Buff. vs. Ind., 11/21, (7-138, 0 td)
Longest Kickoff Return-- 102, Agnew, Jax vs. Denv., 9/19, td
Longest Kickoff Return-- 102, Berrios, NY-J vs. Jax , 12/26, td
Punt Return Yards-- 103, Felton, Clev. vs. Chi., 9/26, (7-103, 0 fc, 0 td)
Punt Returns-- 7, Felton, Clev. vs. Chi., 9/26, (7-103, 0 fc, 0 td)
Longest Punt Return-- 55, Rogers, Tenn. at Pitt., 12/19
Interceptions-- 2, (12 times in Non-Overtime Games)
Longest Interception Return-- 99, Ward, Clev. at Cin., 11/7, td
Sacks-- 4.5, Garrett, Clev. vs. Chi., 9/26
Scrimmage Yards-- 266, Chase, Cin. vs. K.C., 1/2, (Rush 0-0, Rec 11-266)
Longest Punt-- 79, Sanchez, Ind. at S.F., 10/24
Punts-- 10, Martin, Denv. vs. Balt., 10/3, (10-491, 49.1)
Punts-- 10, Mann, NY-J at Buff., 1/9, (10-497, 49.7)
Field Goals Made-- 5, Carlson, L.V. at Dal., 11/25 (OT), (5-5, 56 lg)
Field Goals Made-- 5, Carlson, L.V. vs. LA-C, 1/9 (OT), (5-5, 52 lg)
Field Goals Made-- 5, Folk, N.E. vs. Tenn., 11/28, (5-6, 52 lg)
Longest Field Goal-- 66, Tucker, Balt. at Det., 9/26

NFC / SINGLE-GAME HIGHS / PLAYERS

Most Points-- 24, Jones, G.B. vs. Det., 9/20, (4 td, 0 fg, 0 xp, 0 2pt)
Most Points-- 24, Fournette, T.B. at Ind., 11/28, (4 td, 0 fg, 0 xp, 0 2pt)
Passing Yards-- 445, Prescott, Dal. at N.E., 10/17 (OT), (36-51, 445, 3 td, 1 int)
Passing Yards-- 432, Brady, T.B. at LA-R, 9/26, (41-55, 432, 1 td, 0 int)
Longest Pass-- 91, Hurts, Phil. vs. S.F., 9/19, (to Watkins, Quez)
Passing Touchdowns-- 5, (4 times in Non-Overtime Games)
Rushing Yards-- 205, Cook, Minn. vs. Pitt., 12/9, (27-205, 2 td)
Rushing Attempts-- 33, Swift, Det. at Pitt., 11/14 (OT), (33-130, 0 td)
Rushing Attempts-- 30, Kamara, N.O. at Atl., 1/9, (30-146, 0 td)
Longest Rush-- 73, Homer, Sea. vs. S.F., 12/5, td
Receptions-- 15, Godwin, T.B. at Atl., 12/5, (15-143, 0 td)
Receiving Yards-- 206, Adams, G.B. at Cin., 10/10 (OT), (11-206, 1 td)
Receiving Yards-- 189, Samuel, S.F. at Det., 9/12, (9-189, 1 td)
Receiving Yards-- 189, Toney, NY-G at Dal., 10/10, (10-189, 0 td)
Kickoff Return Yards-- 171, Nwangwu, Minn. at S.F., 11/28, (4-171, 1 td)
Kickoff Returns-- 6, Grant, Chi. vs. S.F., 10/31, (6-156, 0 td)
Kickoff Returns-- 6, Grant, Chi. at Pitt., 11/8, (6-135, 0 td)
Longest Kickoff Return-- 101, Carter, Wash. at Atl., 10/3, td
Punt Return Yards-- 131, Grant, Chi. at G.B., 12/12, (3-131, 0 fc, 1 td)
Punt Returns-- 7, Darden, T.B. vs. N.O., 12/19, (7-41, 1 fc, 0 td)
Longest Punt Return-- 97, Grant, Chi. at G.B., 12/12, td
Interceptions-- 2, (12 times in Non-Overtime Games)
Longest Interception Return-- 77, Baker, Ariz. at Chi., 12/5
Sacks-- 5.0, C. Jones, Ariz. at Tenn., 9/12
Scrimmage Yards-- 222, Cook, Minn. vs. Pitt., 12/9, (Rush 27-205, Rec 1-17)
Longest Punt-- 82, Bojorquez, G.B. at Chi., 10/17
Punts-- 10, Fox, Det. at Pitt., 11/14 (OT), (10-464, 46.4)
Punts-- 9, Gillikin, N.O. at T.B., 12/19, (9-412, 45.8)
Field Goals Made-- 5, Gano, NY-G at Wash., 9/16, (5-5, 55 lg)
Longest Field Goal-- 62, Prater, Ariz. vs. Minn., 9/19

WEEK 18 / THROUGH SUNDAY, JANUARY 9, 2022

NFL / SINGLE-GAME HIGHS / PLAYERS

Most Points-- 30, Taylor, Ind. at Buff., 11/21, (5 td, 0 fg, 0 xp, 0 2pt)
Passing Yards-- 525, Burrow, Cin. vs. Balt., 12/26, (37-46, 525, 4 td, 0 int)
Longest Pass-- 91, Hurts, Phil. vs. S.F., 9/19, (to Watkins, Quez)
Passing Touchdowns-- 5, (6 times in Non-Overtime Games)
Rushing Yards-- 205, Cook, Minn. vs. Pitt., 12/9, (27-205, 2 td)
Rushing Attempts-- 35, Henry, Tenn. at Sea., 9/19 (OT), (35-182, 3 td)
Rushing Attempts-- 32, Taylor, Ind. at Buff., 11/21, (32-185, 4 td)
Rushing Attempts-- 32, Taylor, Ind. at Hou., 12/5, (32-143, 2 td)
Longest Rush-- 83, Taylor, Ind. vs. Hou., 10/17
Receptions-- 15, Godwin, T.B. at Atl., 12/5, (15-143, 0 td)
Receiving Yards-- 266, Chase, Cin. vs. K.C., 1/2, (11-266, 3 td)
Kickoff Return Yards-- 171, Nwangwu, Minn. at S.F., 11/28, (4-171, 1 td)
Kickoff Returns-- 7, McKenzie, Buff. vs. Ind., 11/21, (7-138, 0 td)
Longest Kickoff Return-- 102, Agnew, Jax vs. Denv., 9/19, td
Longest Kickoff Return-- 102, Berrios, NY-J vs. Jax , 12/26, td
Punt Return Yards-- 131, Grant, Chi. at G.B., 12/12, (3-131, 0 fc, 1 td)
Punt Returns-- 7, Felton, Clev. vs. Chi., 9/26, (7-103, 0 fc, 0 td)
Punt Returns-- 7, Darden, T.B. vs. N.O., 12/19, (7-41, 1 fc, 0 td)
Longest Punt Return-- 97, Grant, Chi. at G.B., 12/12, td
Interceptions-- 2, (24 times in Non-Overtime Games)
Longest Interception Return-- 99, Ward, Clev. at Cin., 11/7, td
Sacks-- 5.0, C. Jones, Ariz. at Tenn., 9/12
Scrimmage Yards-- 266, Chase, Cin. vs. K.C., 1/2, (Rush 0-0, Rec 11-266)
Longest Punt-- 82, Bojorquez, G.B. at Chi., 10/17
Punts-- 10, Fox, Det. at Pitt., 11/14 (OT), (10-464, 46.4)
Punts-- 10, Martin, Denv. vs. Balt., 10/3, (10-491, 49.1)
Punts-- 10, Mann, NY-J at Buff., 1/9, (10-497, 49.7)
Field Goals Made-- 5, Carlson, L.V. at Dal., 11/25 (OT), (5-5, 56 lg)
Field Goals Made-- 5, Carlson, L.V. vs. LA-C, 1/9 (OT), (5-5, 52 lg)
Field Goals Made-- 5, Gano, NY-G at Wash., 9/16, (5-5, 55 lg)
Field Goals Made-- 5, Folk, N.E. vs. Tenn., 11/28, (5-6, 52 lg)
Longest Field Goal-- 66, Tucker, Balt. at Det., 9/26

WEEK 18 / THROUGH SUNDAY, JANUARY 9, 2022

300-Yard Passing Games

525, Burrow, CIN vs. BAL 12/26 (37-46, 4 TD)
446, Burrow, CIN vs. KC 01/02 (30-39, 4 TD)
445, Prescott, DAL at NE 10/17 (ot) (36-51, 3 TD)
442, L. Jackson, BAL vs. IND 10/11 (ot) (37-43, 4 TD)
435, Carr, LV vs. BAL 09/13 (ot) (34-56, 2 TD)
432, Brady, TB at LAR 09/26 (41-55, 1 TD)
416, Burrow, CIN at BAL 10/24 (23-38, 3 TD)
411, Brady, TB vs. MIA 10/10 (30-41, 5 TD)
410, Mahomes, KC at LAC 12/16 (ot) (31-47, 3 TD)
410, Brady, TB at NYJ 01/02 (34-50, 3 TD)
406, Mahomes, KC at LV 11/14 (35-50, 5 TD)
405, M. White, NYJ vs. CIN 10/31 (37-45, 3 TD)
403, Prescott, DAL at TB 09/09 (42-58, 3 TD)
402, D. Jones, NYG at NO 10/03 (ot) (28-40, 2 TD)
402, Wentz, IND at BAL 10/11 (ot) (25-35, 2 TD)
400, K. Murray, ARI vs. MIN 09/19 (29-36, 3 TD)
398, Herbert, LAC vs. CLE 10/10 (26-43, 4 TD)
397, Mahomes, KC at WAS 10/17 (32-47, 2 TD)
387, Hurts, PHI vs. KC 10/03 (32-48, 2 TD)
386, Carr, LV vs. MIA 09/26 (ot) (26-43, 2 TD)
385, Aa. Rodgers, GB at MIN 11/21 (23-33, 4 TD)
383, K. Murray, ARI vs. LAR 12/13 (32-49, 0 TD)
383, Herbert, LAC at LV 01/09 (ot) (34-64, 3 TD)
382, Herbert, LAC vs. PIT 11/21 (30-41, 3 TD)
382, Carr, LV at PIT 09/19 (28-37, 2 TD)
379, Brady, TB vs. DAL 09/09 (32-50, 4 TD)
375, Prescott, DAL vs. LV 11/25 (ot) (32-47, 2 TD)
375, Brady, TB at NO 10/31 (28-40, 4 TD)
373, Carr, LV at DAL 11/25 (ot) (24-39, 1 TD)
373, Cousins, MIN at CAR 10/17 (ot) (33-48, 3 TD)
368, Brady, TB at ATL 12/05 (38-51, 4 TD)
366, Allen, BUF at NYJ 11/14 (21-28, 2 TD)
365, Stafford, LAR at SEA 10/07 (25-37, 1 TD)
363, Brady, TB vs. BUF 12/12 (ot) (31-46, 2 TD)
358, Allen, BUF vs. WAS 09/26 (32-43, 4 TD)
356, Herbert, LAC at PHI 11/07 (32-38, 2 TD)
353, Allen, BUF at TEN 10/18 (35-47, 3 TD)
351, Cousins, MIN at CIN 09/12 (ot) (36-49, 2 TD)
348, Burrow, CIN vs. SF 12/12 (ot) (25-34, 2 TD)
348, Burrow, CIN vs. JAX 09/30 (25-32, 2 TD)
347, Tannehill, TEN at SEA 09/19 (ot) (27-40, 0 TD)
344, Aa. Rodgers, GB at CIN 10/10 (ot) (27-39, 2 TD)
343, Stafford, LAR vs. TB 09/26 (27-38, 4 TD)
343, Ryan, ATL at NO 11/07 (23-30, 2 TD)
343, Mahomes, KC at BAL 09/19 (24-31, 3 TD)
343, Wilson, SEA vs. TEN 09/19 (ot) (22-31, 2 TD)
342, Ryan, ATL vs. NYJ 10/10 (33-45, 2 TD)
341, Aa. Rodgers, GB vs. CHI 12/12 (29-37, 4 TD)
341, Cousins, MIN vs. GB 11/21 (24-35, 3 TD)
341, Carr, LV at DEN 10/17 (18-27, 2 TD)
340, Cousins, MIN at DET 12/05 (30-40, 2 TD)
338, Goff, DET vs. SF 09/12 (38-57, 3 TD)
338, Herbert, LAC vs. DAL 09/19 (31-41, 1 TD)
337, Herbert, LAC at WAS 09/12 (31-47, 1 TD)
337, Mahomes, KC vs. CLE 09/12 (27-36, 3 TD)
336, Heinicke, WAS vs. NYG 09/16 (34-46, 2 TD)
336, Ryan, ATL at MIA 10/24 (25-40, 2 TD)
336, Herbert, LAC at HOU 12/26 (27-35, 1 TD)
334, Bridgewater, DEN vs. LV 10/17 (35-49, 3 TD)
334, Stafford, LAR vs. DET 10/24 (28-41, 3 TD)
332, Lawrence, JAX at HOU 09/12 (28-51, 3 TD)
331, Mills, HOU vs. SEA 12/12 (33-49, 1 TD)
330, Prescott, DAL vs. WAS 12/26 (28-39, 4 TD)
329, Tagovailoa, MIA at JAX 10/17 (33-47, 2 TD)
328, Bridgewater, DEN at JAX 09/19 (26-34, 2 TD)
328, McCoy, ARI at SEA 11/21 (35-44, 2 TD)
326, Garoppolo, SF vs. ARI 11/07 (28-40, 2 TD)
326, Hurts, PHI at DAL 09/27 (25-39, 2 TD)
326, Brady, TB vs. CAR 01/09 (29-37, 3 TD)
325, Dalton, CHI at MIN 01/09 (33-48, 1 TD)
325, Rush, DAL at MIN 10/31 (24-40, 2 TD)
323, Tannehill, TEN vs. HOU 11/21 (35-52, 1 TD)
323, Cousins, MIN vs. SEA 09/26 (30-38, 3 TD)
323, Carr, LV vs. PHI 10/24 (31-34, 2 TD)
322, Garoppolo, SF at TEN 12/23 (26-35, 1 TD)
322, Garoppolo, SF at CHI 10/31 (17-28, 0 TD)

321, Stafford, LAR vs. CHI 09/12 (20-26, 3 TD)
321, Mayfield, CLE at KC 09/12 (21-28, 0 TD)
319, Lawrence, JAX vs. MIA 10/17 (25-41, 1 TD)
318, Roethlisberger, PIT vs. CIN 09/26 (38-58, 1 TD)
317, Herbert, LAC at CIN 12/05 (26-35, 3 TD)
317, Dalton, CHI at DET 11/25 (24-39, 1 TD)
317, J. Johnson, NYJ at IND 11/04 (27-41, 3 TD)
316, Garoppolo, SF at LAR 01/09 (ot) (23-32, 1 TD)
316, L. Jackson, BAL at DEN 10/03 (22-37, 1 TD)
316, K. Murray, ARI at JAX 09/26 (28-34, 0 TD)
315, Cousins, MIN vs. LAR 12/26 (27-38, 1 TD)
315, Allen, BUF at KC 10/10 (15-26, 3 TD)
314, Allen, BUF at NE 12/26 (30-47, 3 TD)
314, Garoppolo, SF at DET 09/12 (17-25, 1 TD)
312, Mills, HOU vs. NE 10/10 (21-29, 3 TD)
310, M. Jones, NE vs. TEN 11/28 (23-32, 2 TD)
310, Mills, HOU vs. LAR 10/31 (29-38, 2 TD)
309, Stafford, LAR at BAL 01/02 (26-35, 2 TD)
308, Allen, BUF at TB 12/12 (ot) (36-54, 2 TD)
308, Roethlisberger, PIT at MIN 12/09 (28-40, 3 TD)
307, Aa. Rodgers, GB vs. LAR 11/28 (28-45, 2 TD)
307, M. Jones, NE vs. NYJ 10/24 (24-36, 2 TD)
307, Brady, TB vs. NYG 11/22 (30-46, 2 TD)
306, Wentz, IND vs. TB 11/28 (27-44, 3 TD)
305, Stafford, LAR at HOU 10/31 (21-32, 3 TD)
305, Darnold, CAR vs. NO 09/19 (26-38, 2 TD)
305, Mayfield, CLE at LAC 10/10 (23-32, 2 TD)
304, Darnold, CAR at HOU 09/23 (23-34, 0 TD)
304, Johnson, BAL at CIN 12/26 (28-40, 2 TD)
303, Herbert, LAC at DEN 11/28 (28-44, 2 TD)
302, Prescott, DAL vs. NYG 10/10 (22-32, 3 TD)
302, Stafford, LAR at GB 11/28 (21-38, 3 TD)
301, Mills, HOU vs. TEN 01/09 (23-33, 3 TD)
301, Darnold, CAR at DAL 10/03 (26-39, 2 TD)
300, Ryan, ATL at TB 09/19 (35-46, 2 TD)
300, Burrow, CIN vs. LAC 12/05 (24-40, 1 TD)

WEEK 18 / THROUGH SUNDAY, JANUARY 9, 2022

100-Yard Receiving Games

266, Chase, CIN vs. KC 01/02 (11 rec., 3 TD)
206, Adams, GB at CIN 10/10 (ot) (11 rec., 1 TD)
201, Chase, CIN at BAL 10/24 (8 rec., 1 TD)
197, Hill, KC vs. CLE 09/12 (11 rec., 1 TD)
194, Higgins, CIN vs. BAL 12/26 (12 rec., 2 TD)
191, Kelce, KC at LAC 12/16 (ot) (10 rec., 2 TD)
189, Toney, NYG at DAL 10/10 (10 rec., 0 TD)
189, Samuel, SF at DET 09/12 (9 rec., 1 TD)
186, Hill, KC at PHI 10/03 (11 rec., 3 TD)
182, Jefferson, MIN at DET 12/05 (11 rec., 1 TD)
181, Kittle, SF at SEA 12/05 (9 rec., 2 TD)
178, Lockett, SEA vs. TEN 09/19 (ot) (8 rec., 1 TD)
171, Samuel, SF at CHI 10/31 (6 rec., 0 TD)
169, Jefferson, MIN vs. GB 11/21 (8 rec., 2 TD)
165, Williams, LAC vs. CLE 10/10 (8 rec., 2 TD)
163, Kupp, LAR at IND 09/19 (9 rec., 2 TD)
163, K. Pitts, ATL at MIA 10/24 (7 rec., 0 TD)
162, Diggs, BUF at NYJ 11/14 (8 rec., 1 TD)
159, Sutton, DEN at JAX 09/19 (9 rec., 0 TD)
159, Chase, CIN vs. GB 10/10 (ot) (6 rec., 1 TD)
159, Samuel, SF at TEN 12/23 (9 rec., 0 TD)
156, Kupp, LAR vs. DET 10/24 (10 rec., 2 TD)
156, Samuel, SF vs. SEA 10/03 (8 rec., 2 TD)
155, A.J. Brown, TEN at IND 10/31 (ot) (10 rec., 1 TD)
151, Kittle, SF at CIN 12/12 (ot) (13 rec., 1 TD)
150, Woods, LAR at SEA 10/07 (12 rec., 0 TD)
149, Njoku, CLE at LAC 10/10 (7 rec., 1 TD)
149, Lamb, DAL at NE 10/17 (ot) (9 rec., 2 TD)
148, Hill, KC at LAC 12/16 (ot) (12 rec., 1 TD)
147, Andrews, BAL vs. IND 10/11 (ot) (11 rec., 2 TD)
145, A.J. Brown, TEN vs. SF 12/23 (11 rec., 1 TD)
143, Jefferson, MIN at LAC 11/14 (9 rec., 0 TD)
143, Godwin, TB at ATL 12/05 (15 rec., 0 TD)
142, Lockett, SEA at HOU 12/12 (5 rec., 1 TD)
142, Lockett, SEA vs. JAX 10/31 (12 rec., 0 TD)
141, Moore, NYJ vs. MIA 11/21 (8 rec., 1 TD)
140, Godwin, TB at NO 10/31 (8 rec., 1 TD)
139, Cooper, DAL at TB 09/09 (13 rec., 2 TD)
138, Higgins, CIN vs. LAC 12/05 (9 rec., 1 TD)
137, Waddle, MIA vs. CAR 11/28 (9 rec., 1 TD)
137, Gronkowski, TB vs. CAR 01/09 (7 rec., 0 TD)
136, Kupp, LAR vs. SEA 12/21 (9 rec., 2 TD)
136, Andrews, BAL vs. GB 12/19 (10 rec., 2 TD)
136, Adams, GB vs. MIN 01/02 (11 rec., 1 TD)
135, Goedert, PHI vs. WAS 12/21 (7 rec., 0 TD)
134, Renfrow, LV at DAL 11/25 (ot) (8 rec., 0 TD)
133, A.J. Brown, TEN vs. KC 10/24 (8 rec., 1 TD)
132, Adams, GB at SF 09/26 (12 rec., 1 TD)
132, Cooks, HOU vs. JAX 09/12 (5 rec., 0 TD)
130, Kupp, LAR at NYG 10/17 (9 rec., 2 TD)
130, Gage, ATL vs. TB 12/05 (11 rec., 0 TD)
130, Claypool, PIT vs. DEN 10/10 (5 rec., 1 TD)
129, Kupp, LAR vs. JAX 12/05 (8 rec., 1 TD)
128, Ju. Jones, TEN at SEA 09/19 (ot) (6 rec., 0 TD)
128, Kamara, NO at SEA 10/25 (10 rec., 1 TD)
126, Thielen, MIN at CAR 10/17 (ot) (11 rec., 1 TD)
126, D.J. Moore, CAR at HOU 09/23 (8 rec., 0 TD)
126, Gage, ATL vs. NO 01/09 (9 rec., 1 TD)
126, Patterson, ATL at NO 11/07 (6 rec., 0 TD)
126, Mooney, CHI at MIN 01/09 (12 rec., 0 TD)
125, McKenzie, BUF at NE 12/26 (11 rec., 1 TD)
125, Andrews, BAL at CIN 12/26 (8 rec., 1 TD)
125, Brown, BAL vs. IND 10/11 (ot) (9 rec., 2 TD)
125, Chase, CIN vs. BAL 12/26 (7 rec., 0 TD)
125, Mooney, CHI vs. DET 10/03 (5 rec., 0 TD)
124, Jefferson, MIN vs. DET 10/10 (7 rec., 0 TD)
124, A. Brown, TB vs. MIA 10/10 (7 rec., 2 TD)
123, Pittman, IND vs. LAR 09/19 (8 rec., 0 TD)
123, Gronkowski, TB at IND 11/28 (7 rec., 0 TD)
123, Kupp, LAR at ARI 12/13 (13 rec., 1 TD)
123, Valdes-Scantling, GB at MIN 11/21 (4 rec., 1 TD)
123, McLaurin, WAS at ATL 10/03 (6 rec., 2 TD)
123, Mooney, CHI at DET 11/25 (5 rec., 0 TD)
122, Williams, LAC at KC 09/26 (7 rec., 2 TD)
122, Smith, PHI vs. KC 10/03 (7 rec., 0 TD)
122, Kupp, LAR at SF 11/15 (11 rec., 0 TD)

122, McLaurin, WAS at GB 10/24 (7 rec., 1 TD)
122, Cooper, DAL at MIN 10/31 (8 rec., 1 TD)
121, Adams, GB vs. DET 09/20 (8 rec., 0 TD)
121, Mooney, CHI vs. BAL 11/21 (5 rec., 1 TD)
121, A. Brown, TB vs. DAL 09/09 (5 rec., 1 TD)
121, Adams, GB vs. CHI 12/12 (10 rec., 2 TD)
120, Sutton, DEN at PIT 10/10 (7 rec., 1 TD)
120, Jones, LV at IND 01/02 (8 rec., 0 TD)
120, D. Jackson, LAR vs. TB 09/26 (3 rec., 1 TD)
119, C. Wilson, DAL at PHI 01/08 (5 rec., 2 TD)
119, Williams, LAC at LV 01/09 (ot) (9 rec., 1 TD)
119, K. Pitts, ATL vs. NYJ 10/10 (9 rec., 1 TD)
119, Kelce, KC at LV 11/14 (8 rec., 0 TD)
118, Jefferson, MIN vs. SEA 09/26 (9 rec., 1 TD)
118, Kupp, LAR vs. SF 01/09 (ot) (7 rec., 1 TD)
118, Boyd, CIN vs. JAX 09/30 (9 rec., 0 TD)
117, Watkins, PHI vs. SF 09/19 (2 rec., 0 TD)
117, Renfrow, LV at KC 12/12 (13 rec., 1 TD)
117, Knox, BUF at KC 10/10 (3 rec., 1 TD)
116, Waller, LV vs. CIN 11/21 (7 rec., 0 TD)
116, Golladay, NYG at NO 10/03 (ot) (6 rec., 0 TD)
116, Smith, PHI vs. LAC 11/07 (5 rec., 1 TD)
116, Jefferson, MIN vs. LAR 12/26 (8 rec., 0 TD)
116, Brown, BAL vs. MIN 11/07 (ot) (9 rec., 0 TD)
116, Taylor, IND at BAL 10/11 (ot) (3 rec., 1 TD)
115, Adams, GB at MIN 11/21 (7 rec., 2 TD)
115, Kupp, LAR at HOU 10/31 (7 rec., 1 TD)
115, Gesicki, MIA at JAX 10/17 (8 rec., 0 TD)
115, Lockett, SEA vs. ARI 11/21 (4 rec., 0 TD)
115, Andrews, BAL at CLE 12/12 (11 rec., 1 TD)
115, Raymond, DET at LAR 10/24 (6 rec., 0 TD)
115, Gronkowski, TB at NYJ 01/02 (7 rec., 0 TD)
114, Adams, GB vs. CLE 12/25 (10 rec., 2 TD)
114, Higgins, CIN vs. PIT 11/28 (6 rec., 1 TD)
114, Higgins, CIN vs. SF 12/12 (ot) (5 rec., 0 TD)
114, Moore, ARI vs. MIN 09/19 (7 rec., 1 TD)
114, Diggs, BUF vs. HOU 10/03 (7 rec., 0 TD)
113, Amendola, HOU vs. TEN 01/09 (7 rec., 2 TD)
113, Shepard, NYG vs. DEN 09/12 (7 rec., 1 TD)
113, Ruggs III, LV at PIT 09/19 (5 rec., 1 TD)
113, Evans, TB vs. MIA 10/10 (6 rec., 2 TD)
113, D.J. Moore, CAR at DAL 10/03 (8 rec., 2 TD)
113, Brown, BAL vs. KC 09/19 (6 rec., 1 TD)
112, Callaway, NO at TB 12/19 (6 rec., 0 TD)
112, Allen, LAC vs. PIT 11/21 (9 rec., 0 TD)
112, Cooks, HOU vs. CAR 09/23 (9 rec., 0 TD)
112, Lamb, DAL at MIN 10/31 (6 rec., 0 TD)
112, Green, ARI at JAX 09/26 (5 rec., 0 TD)
111, C. Davis, NYJ vs. TEN 10/03 (ot) (4 rec., 1 TD)
111, Landry, CLE at BAL 11/28 (6 rec., 0 TD)
111, Godwin, TB vs. CHI 10/24 (8 rec., 1 TD)
111, St. Brown, DET at SEA 01/02 (8 rec., 1 TD)
110, Beasley, BUF vs. MIA 10/31 (10 rec., 0 TD)
110, Williams, LAC at CIN 12/05 (5 rec., 0 TD)
109, St. Brown, DET vs. GB 01/09 (8 rec., 1 TD)
109, Andrews, BAL at DET 09/26 (5 rec., 0 TD)
109, Kupp, LAR at MIN 12/26 (10 rec., 0 TD)
109, Kelce, KC at BAL 09/19 (7 rec., 1 TD)
109, C. Moore, HOU vs. NE 10/10 (5 rec., 1 TD)
108, Kupp, LAR vs. CHI 09/12 (7 rec., 1 TD)
108, Allen, LAC vs. DAL 09/19 (4 rec., 0 TD)
107, Westbrook-Ikhine, TEN vs. HOU 11/21 (7 rec., 0 TD)
107, Aiyuk, SF at LAR 01/09 (ot) (6 rec., 0 TD)
107, Jefferson, MIN vs. CHI 01/09 (5 rec., 1 TD)
107, Metcalf, SEA at MIN 09/26 (6 rec., 1 TD)
107, McLaurin, WAS vs. NYG 09/16 (11 rec., 1 TD)
106, Evans, TB at LAR 09/26 (8 rec., 0 TD)
106, Gallup, DAL vs. LV 11/25 (ot) (5 rec., 0 TD)
105, Goedert, PHI at NYJ 12/05 (6 rec., 2 TD)
105, Godwin, TB vs. BUF 12/12 (ot) (10 rec., 0 TD)
105, Pittman, IND at SF 10/24 (4 rec., 1 TD)
105, D. Johnson, PIT vs. LV 09/19 (9 rec., 0 TD)
105, Waller, LV vs. BAL 09/13 (ot) (10 rec., 1 TD)
105, Davis, BUF at NYJ 11/14 (3 rec., 0 TD)
105, Godwin, TB vs. DAL 09/09 (9 rec., 1 TD)
105, D. Johnson, PIT vs. BAL 12/05 (8 rec., 2 TD)
104, Lamb, DAL at TB 09/09 (7 rec., 1 TD)
104, Goodwin, CHI vs. BAL 11/21 (4 rec., 1 TD)
104, Allen, LAC at PHI 11/07 (12 rec., 0 TD)
104, Kelce, KC vs. LAC 09/26 (7 rec., 0 TD)
104, Adams, GB vs. LAR 11/28 (8 rec., 0 TD)
104, Kirk, ARI at JAX 09/26 (7 rec., 0 TD)

104, C. Wilson, DAL vs. LV 11/25 (ot) (7 rec., 0 TD)
103, D.J. Moore, CAR at MIA 11/28 (4 rec., 0 TD)
103, Smith-Marsette, MIN vs. CHI 01/09 (3 rec., 1 TD)
103, McLaurin, WAS at CAR 11/21 (5 rec., 1 TD)
103, Hardman, KC at DEN 01/08 (8 rec., 0 TD)
103, Bateman, BAL at CLE 12/12 (7 rec., 0 TD)
102, Cooks, HOU at JAX 12/19 (7 rec., 2 TD)
102, D. Jackson, LV at DAL 11/25 (ot) (3 rec., 1 TD)
102, Renfrow, LV vs. WAS 12/05 (9 rec., 0 TD)
102, K. Pitts, ATL vs. DET 12/26 (6 rec., 0 TD)
102, Green, ARI vs. LAR 12/13 (7 rec., 0 TD)
102, Harris, PIT vs. CIN 09/26 (14 rec., 0 TD)
101, Darre. Williams, KC at LV 11/14 (9 rec., 1 TD)
101, Peoples-Jones, CLE vs. ARI 10/17 (4 rec., 2 TD)
101, Raymond, DET vs. GB 01/09 (4 rec., 1 TD)
101, Kittle, SF vs. ARI 11/07 (6 rec., 1 TD)
101, Chase, CIN vs. MIN 09/12 (ot) (5 rec., 1 TD)
101, D. Johnson, PIT at LAC 11/21 (7 rec., 1 TD)
101, A. Brown, TB at CAR 12/26 (10 rec., 0 TD)
101, Cooks, HOU vs. SEA 12/12 (8 rec., 0 TD)
100, Samuel, SF vs. IND 10/24 (7 rec., 1 TD)
100, M. Johnson, TEN vs. NO 11/14 (5 rec., 0 TD)
100, M. Jones, JAX vs. MIA 10/17 (7 rec., 1 TD)
100, Lockett, SEA at IND 09/12 (4 rec., 2 TD)
100, Allen, LAC at WAS 09/12 (9 rec., 0 TD)

WEEK 18 / THROUGH SUNDAY, JANUARY 9, 2022

100-Yard Rushing Games

205, Cook, MIN vs. PIT 12/09 (27 att., 2 TD)
190, Penny, SEA at ARI 01/09 (23 att., 1 TD)
188, Harris, PIT vs. CLE 01/03 (28 att., 1 TD)
185, Taylor, IND at BUF 11/21 (32 att., 4 TD)
182, Henry, TEN at SEA 09/19 (ot) (35 att., 3 TD)
172, Taylor, IND vs. NYJ 11/04 (19 att., 2 TD)
170, Taylor, IND vs. NE 12/18 (29 att., 1 TD)
170, Penny, SEA vs. DET 01/02 (25 att., 2 TD)
165, Mixon, CIN vs. PIT 11/28 (28 att., 2 TD)
161, Chubb, CLE at LAC 10/10 (21 att., 1 TD)
157, Henry, TEN at NYJ 10/03 (ot) (33 att., 1 TD)
150, L. Murray, BAL vs. PIT 01/09 (ot) (16 att., 1 TD)
149, J. Robinson, JAX vs. TEN 10/10 (18 att., 1 TD)
149, Burkhead, HOU vs. LAC 12/26 (22 att., 2 TD)
146, Gibson, WAS at NYG 01/09 (21 att., 1 TD)
146, Kamara, NO at ATL 01/09 (30 att., 0 TD)
146, D. Johnson, CLE vs. DEN 10/21 (22 att., 1 TD)
145, Taylor, IND vs. HOU 10/17 (14 att., 2 TD)
143, Henry, TEN vs. BUF 10/18 (20 att., 3 TD)
143, Elliott, DAL vs. CAR 10/03 (20 att., 1 TD)
143, Taylor, IND at HOU 12/05 (32 att., 2 TD)
140, Cook, MIN at CAR 10/17 (ot) (29 att., 1 TD)
137, Mitchell, SF at CHI 10/31 (18 att., 1 TD)
137, Penny, SEA at HOU 12/12 (16 att., 2 TD)
137, Chubb, CLE at CIN 11/07 (14 att., 2 TD)
136, Swift, DET at CLE 11/21 (14 att., 1 TD)
135, Penny, SEA vs. CHI 12/26 (17 att., 1 TD)
133, Mitchell, SF vs. MIN 11/28 (27 att., 1 TD)
132, Foreman, TEN vs. MIA 01/02 (26 att., 1 TD)
132, Jacobs, LV vs. LAC 01/09 (ot) (26 att., 1 TD)
131, Sanders, PHI vs. WAS 12/21 (18 att., 0 TD)
131, Michel, LAR at MIN 12/26 (27 att., 1 TD)
131, Cook, MIN at ARI 09/19 (22 att., 0 TD)
131, Hilliard, TEN at NE 11/28 (12 att., 1 TD)
130, Swift, DET at PIT 11/14 (ot) (33 att., 0 TD)
130, Henry, TEN at JAX 10/10 (29 att., 3 TD)
130, Chubb, CLE vs. DET 11/21 (22 att., 0 TD)
129, Jacobs, LV vs. DEN 12/26 (27 att., 0 TD)
127, Mixon, CIN vs. MIN 09/12 (ot) (29 att., 1 TD)
126, Chubb, CLE at GB 12/25 (17 att., 1 TD)
123, Mixon, CIN at LV 11/21 (30 att., 2 TD)
123, D. Johnson, CLE vs. CIN 01/09 (25 att., 1 TD)
122, Harris, PIT vs. DEN 10/10 (23 att., 1 TD)
121, Michel, LAR vs. JAX 12/05 (24 att., 1 TD)
120, Kamara, NO vs. NYG 10/03 (ot) (26 att., 0 TD)
120, Edmonds, ARI at LAR 10/03 (12 att., 0 TD)
120, Kamara, NO at NYJ 12/12 (27 att., 1 TD)
120, Sanders, PHI at NYJ 12/05 (24 att., 0 TD)
120, L. Jackson, BAL vs. MIN 11/07 (ot) (21 att., 0 TD)
119, Mitchell, SF vs. HOU 01/02 (21 att., 0 TD)
118, Michael Carter, NYJ vs. JAX 12/26 (16 att., 0 TD)
117, Ekeler, LAC vs. LV 10/04 (15 att., 1 TD)
117, D. Johnson, MIA vs. NE 01/09 (25 att., 1 TD)
116, Taylor, IND vs. JAX 11/14 (21 att., 1 TD)
113, Fournette, TB vs. BUF 12/12 (ot) (19 att., 1 TD)
113, Henry, TEN vs. IND 09/26 (28 att., 0 TD)
113, Mattison, MIN vs. DET 10/10 (25 att., 0 TD)
112, C. Reynolds, DET vs. ARI 12/19 (26 att., 0 TD)
112, Mattison, MIN vs. SEA 09/26 (26 att., 0 TD)
111, Barber, LV vs. MIA 09/26 (ot) (23 att., 1 TD)
111, M. Gordon, DEN vs. DET 12/12 (24 att., 2 TD)
111, Gibson, WAS vs. SEA 11/29 (29 att., 0 TD)
111, J. Williams, DEN at DAL 11/07 (17 att., 0 TD)
111, Harris, NE at BUF 12/06 (10 att., 1 TD)
110, Elliott, DAL vs. NYG 10/10 (21 att., 1 TD)
110, Cook, MIN at BAL 11/07 (ot) (17 att., 0 TD)
110, Je. Wilson, SF vs. ATL 12/19 (21 att., 1 TD)
110, M. Gordon, DEN vs. KC 01/08 (12 att., 1 TD)
110, Singletary, BUF vs. ATL 01/02 (23 att., 2 TD)
109, Allen, BUF at TB 12/12 (ot) (12 att., 1 TD)
109, Pollard, DAL at LAC 09/19 (13 att., 1 TD)
109, Foreman, TEN at NE 11/28 (19 att., 0 TD)
108, Taylor, IND vs. LV 01/02 (20 att., 1 TD)
108, Patterson, ATL at JAX 11/28 (16 att., 2 TD)
108, Taylor, IND at ARI 12/25 (27 att., 0 TD)
108, Montgomery, CHI at LAR 09/12 (16 att., 1 TD)

108, Foreman, TEN at PIT 12/19 (22 att., 0 TD)
107, Stevenson, NE vs. JAX 01/02 (19 att., 2 TD)
107, Mitchell, SF vs. IND 10/24 (18 att., 1 TD)
107, Taylor, IND at SF 10/24 (18 att., 1 TD)
107, L. Jackson, BAL vs. KC 09/19 (16 att., 2 TD)
107, D. Johnson, MIA vs. NYJ 12/19 (22 att., 2 TD)
106, Montgomery, CHI vs. DET 10/03 (23 att., 2 TD)
106, Harris, NE vs. NYJ 10/24 (14 att., 2 TD)
105, Harris, PIT vs. DET 11/14 (ot) (26 att., 0 TD)
104, Mitchell, SF at DET 09/12 (19 att., 1 TD)
103, Jones, GB at CIN 10/10 (ot) (14 att., 0 TD)
103, Harris, NE vs. BUF 12/26 (18 att., 3 TD)
103, Taylor, IND at MIA 10/03 (16 att., 1 TD)
103, Fields, CHI vs. SF 10/31 (10 att., 1 TD)
102, Edwards-Helaire, KC at PHI 10/03 (14 att., 0 TD)
102, J. Williams, DEN at KC 12/05 (23 att., 0 TD)
102, Barkley, NYG at CHI 01/02 (21 att., 0 TD)
101, M. Gordon, DEN at NYG 09/12 (11 att., 1 TD)
101, Collins, SEA at PIT 10/17 (ot) (20 att., 1 TD)
101, Hill, NO vs. DAL 12/02 (11 att., 0 TD)
101, Harris, NE vs. DAL 10/17 (ot) (18 att., 1 TD)
101, Hubbard, CAR vs. PHI 10/10 (24 att., 0 TD)
100, Edwards-Helaire, KC vs. LAC 09/26 (17 att., 0 TD)
100, Stevenson, NE vs. CLE 11/14 (20 att., 2 TD)
100, Fournette, TB at IND 11/28 (17 att., 3 TD)
100, Herbert, CHI at TB 10/24 (18 att., 0 TD)
100, Chubb, CLE at MIN 10/03 (21 att., 0 TD)
100, Harris, NE vs. MIA 09/12 (23 att., 0 TD)

WEEK 18 / THROUGH SUNDAY, JANUARY 9, 2022

AFC / LEADING PASSERS

Player, Team	Att	Comp	Pct		Avg		Pct			Pct Rating	
			Comp	Yds	Gain	TD	TD	Long	Int	Int	Points
Burrow, Cin.	520	366	70.4	4611	8.87	34	6.5	82t	14	2.7	108.3
Mahomes, K.C.	658	436	66.3	4839	7.35	37	5.6	75t	13	2.0	98.5
Herbert, LA-C	672	443	65.9	5014	7.46	38	5.7	72t	15	2.2	97.7
Bridgewater, Den.	426	285	66.9	3052	7.16	18	4.2	64	7	1.6	94.9
Wentz, Ind.	516	322	62.4	3563	6.91	27	5.2	76t	7	1.4	94.6
Carr, L.V.	626	428	68.4	4804	7.67	23	3.7	61t	14	2.2	94.0
*M. Jones, N.E.	521	352	67.6	3801	7.30	22	4.2	75t	13	2.5	92.5
Allen, Buf.	646	409	63.3	4407	6.82	36	5.6	61	15	2.3	92.2
Tagovailoa, Mia.	388	263	67.8	2653	6.84	16	4.1	65t	10	2.6	90.1
Tannehill, Ten.	531	357	67.2	3734	7.03	21	4.0	57t	14	2.6	89.6
*Mills, Hou.	394	263	66.8	2664	6.76	16	4.1	67t	10	2.5	88.8
L. Jackson, Bal.	382	246	64.4	2882	7.54	16	4.2	49t	13	3.4	87.0
Roethlisberger, Pit.	605	390	64.5	3740	6.18	22	3.6	59	10	1.7	86.8
Mayfield, Cle.	418	253	60.5	3010	7.20	17	4.1	71t	13	3.1	83.1
*Lawrence, Jac.	602	359	59.6	3641	6.05	12	2.0	58	17	2.8	71.9
*Z. Wilson, NY-J	383	213	55.6	2334	6.09	9	2.3	54	11	2.9	69.7

AFC / LEADING PASSERS, RANKS

Player, Team	Att	Comp	Pct		Avg		Pct			Pct Rating	
			Comp	Yds	Gain	TD	TD	Long	Int	Int	Points
Burrow, Cin.	9	6	1	4	1	4	1		11t	12	1
Mahomes, K.C.	2	2	8	2	5	2	3		7t	4	2
Herbert, LA-C	1	1	9	1	4	1	2		14t	5	3
Bridgewater, Den.	11	11	6	11	8	10	6		1t	2	4
Wentz, Ind.	10	10	13	10	10	5	5		1t	1	5
Carr, L.V.	4	3	2	3	2	6	13		11t	6	6
*M. Jones, N.E.	8	9	4	6	6	7t	7		7t	8	7
Allen, Buf.	3	4	12	5	12	3	4		14t	7	8
Tagovailoa, Mia.	14	12t	3	15	11	12t	9		3t	10	9
Tannehill, Ten.	7	8	5	8	9	9	12		11t	11	10
*Mills, Hou.	13	12t	7	14	13	12t	11		3t	9	11
L. Jackson, Bal.	16	15	11	13	3	12t	8		7t	16	12
Roethlisberger, Pit.	5	5	10	7	14	7t	14		3t	3	13
Mayfield, Cle.	12	14	14	12	7	11	10		7t	15	14
*Lawrence, Jac.	6	7	15	9	16	15	16		16	13	15
*Z. Wilson, NY-J	15	16	16	16	15	16	15		6	14	16

WEEK 18 / THROUGH SUNDAY, JANUARY 9, 2022**AFC / FOURTH-QUARTER PASSING LEADERS**

Rank	Player, Team	Att	Comp	Comp%	Yards	YPA	TD	TD%	Int	Int%	Rating
1)	Allen, Buf.	135	96	71.1	1027	7.61	10	7.4	0	0.0	117.7
2)	Mahomes, K.C.	121	81	66.9	979	8.09	11	9.1	2	1.7	115.0
3)	Roethlisberger, Pit.	189	132	69.8	1375	7.28	12	6.3	1	0.5	109.6
4)	Burrow, Cin.	123	82	66.7	1081	8.79	10	8.1	6	4.9	101.0
5)	Bridgewater, Den.	122	84	68.9	928	7.61	8	6.6	4	3.3	99.4
6)	Carr, L.V.	164	116	70.7	1375	8.38	5	3.0	4	2.4	96.0
7)	Herbert, LA-C	201	125	62.2	1583	7.88	14	7.0	7	3.5	95.4
8)	*M. Jones, N.E.	129	81	62.8	914	7.09	8	6.2	3	2.3	94.9
9)	Tagovailoa, Mia.	98	67	68.4	743	7.58	7	7.1	5	5.1	93.2
10)	Wentz, Ind.	124	77	62.1	957	7.72	5	4.0	3	2.4	89.3
11)	*Mills, Hou.	148	96	64.9	989	6.68	7	4.7	4	2.7	88.5
12)	Brissett, Mia.	50	33	66.0	310	6.20	2	4.0	1	2.0	87.9
13)	Tannehill, Ten.	122	85	69.7	903	7.40	5	4.1	5	4.1	87.6
14)	L. Jackson, Bal.	100	62	62.0	724	7.24	5	5.0	4	4.0	83.9
15)	Lock, Den.	43	25	58.1	326	7.58	1	2.3	1	2.3	80.2
16)	*Z. Wilson, NY-J	138	75	54.3	894	6.48	4	2.9	3	2.2	75.0
17)	Huntley, Bal.	72	46	63.9	404	5.61	1	1.4	2	2.8	71.8
18)	*Lawrence, Jac.	195	110	56.4	1123	5.76	3	1.5	5	2.6	67.5
19)	Mayfield, Cle.	110	56	50.9	607	5.52	4	3.6	4	3.6	64.5

AFC / THIRD-DOWN PASSING LEADERS

Rank	Player, Team	Att	Comp	Comp%	Yards	YPA	TD	TD%	Int	Int%	Rating
1)	Burrow, Cin.	131	95	72.5	1332	10.17	8	6.1	5	3.8	109.3
2)	Herbert, LA-C	169	105	62.1	1357	8.03	13	7.7	5	3.0	100.6
3)	Wentz, Ind.	137	77	56.2	994	7.26	10	7.3	1	0.7	100.4
4)	Mahomes, K.C.	147	97	66.0	1259	8.56	13	8.8	8	5.4	99.6
5)	Bridgewater, Den.	121	80	66.1	802	6.63	6	5.0	2	1.7	94.4
6)	Allen, Buf.	155	86	55.5	1008	6.50	15	9.7	6	3.9	91.5
7)	*M. Jones, N.E.	133	85	63.9	949	7.14	8	6.0	5	3.8	89.5
8)	Roethlisberger, Pit.	181	117	64.6	1167	6.45	8	4.4	4	2.2	88.3
9)	Carr, L.V.	143	87	60.8	1232	8.62	7	4.9	6	4.2	87.5
10)	*Mills, Hou.	110	70	63.6	749	6.81	6	5.5	5	4.5	82.7
11)	Tagovailoa, Mia.	99	59	59.6	626	6.32	6	6.1	4	4.0	81.5
12)	Tannehill, Ten.	161	109	67.7	1145	7.11	7	4.3	10	6.2	76.7
13)	L. Jackson, Bal.	86	49	57.0	558	6.49	5	5.8	6	7.0	66.9
14)	*Z. Wilson, NY-J	100	52	52.0	553	5.53	3	3.0	3	3.0	66.0
15)	*Lawrence, Jac.	153	78	51.0	848	5.54	2	1.3	3	2.0	63.8
16)	Mayfield, Cle.	100	50	50.0	571	5.71	3	3.0	6	6.0	52.5

WEEK 18 / THROUGH SUNDAY, JANUARY 9, 2022**AFC / LEADING RUSHERS**

Rank	Player, Team	Att	Yards	Avg	Long	TD
1)	Taylor, Ind.	332	1811	5.5	83	18
2)	Chubb, Cle.	228	1259	5.5	70t	8
3)	Mixon, Cin.	292	1205	4.1	32	13
4)	*Harris, Pit.	307	1200	3.9	37t	7
5)	Henry, Ten.	219	937	4.3	76t	10
6)	Harris, N.E.	202	929	4.6	64t	15
7)	M. Gordon, Den.	203	918	4.5	70t	8
8)	Ekeler, LA-C	206	911	4.4	28	12
9)	*J. Williams, Den.	203	903	4.4	49	4
10)	Jacobs, L.V.	217	872	4.0	28	9
11)	Singletary, Buf.	188	870	4.6	46t	7
12t)	L. Jackson, Bal. (QB)	133	767	5.8	31	2
12t)	J. Robinson, Jac.	164	767	4.7	58	8
14)	Allen, Buf. (QB)	122	763	6.3	34	6
15)	*Michael Carter, NY-J	147	639	4.3	55	4
16)	Gaskin, Mia.	173	612	3.5	30	3
17)	*Stevenson, N.E.	133	606	4.6	21	5
18)	Freeman, Bal.	133	576	4.3	32	5
19)	Foreman, Ten.	133	566	4.3	35	3
20)	Darre. Williams, K.C.	144	558	3.9	21	6
21)	D. Johnson, Cle.	100	534	5.3	30	3
22)	Edwards-Helaire, K.C.	119	517	4.3	17	4
23)	L. Murray, Bal.	119	501	4.2	46t	6
24)	Burkhead, Hou.	122	427	3.5	36	3
25)	Hunt, Cle.	78	386	4.9	33	5
26)	Mahomes, K.C. (QB)	66	381	5.8	32	2
27)	Jackson, LA-C	68	364	5.4	75	2
28)	Coleman, NY-J	84	356	4.2	20	0
29)	Hilliard, Ten.	56	350	6.3	68t	2
30)	Moss, Buf.	96	345	3.6	17	4
31)	*Lawrence, Jac. (QB)	73	334	4.6	26	2
32)	D. Johnson, Jac.-Mia.	71	330	4.6	27	3
33)	Herbert, LA-C (QB)	63	302	4.8	36	3
34)	Huntley, Bal. (QB)	47	294	6.3	21	2
35)	Hines, Ind.	56	276	4.9	34t	2
36)	Tannehill, Ten. (QB)	55	270	4.9	28	7
37)	Gore, K.C.	51	256	5.0	51t	2
38)	Drake, L.V.	63	254	4.0	21	2
39)	Hyde, Jac.	72	253	3.5	18	1
40)	Lindsay, Hou.-Mia.	88	249	2.8	35	1
41)	Perine, Cin.	55	246	4.5	46t	1
42)	T. Johnson, NY-J	61	238	3.9	24	2
43)	D. Johnson, Hou.	67	228	3.4	15	0
44)	Bolden, N.E.	44	226	5.1	24	1
45)	Wentz, Ind. (QB)	57	215	3.8	18	1
46)	Barber, L.V.	55	212	3.9	27	2
47t)	T. Williams, Bal.	35	185	5.3	35t	1
47t)	*Z. Wilson, NY-J (QB)	29	185	6.4	52t	4
49)	Freeman, Car.-Hou.	56	169	3.0	13	0
50)	McNichols, Ten.	41	156	3.8	14	0

AFC / THIRD-AND-ONE RUSHING LEADERS

Rank	Player, Team	Att	FD	Pct
1t)	Burton, K.C.	7	7	100.0
1t)	Bridgewater, Den.	5	5	100.0
1t)	Herbert, LA-C	5	5	100.0
4)	Henry, Ten.	9	8	88.9
5)	Tannehill, Ten.	8	7	87.5
6t)	*M. Jones, N.E.	7	6	85.7
6t)	Darre. Williams, K.C.	7	6	85.7
8)	Harris, N.E.	6	5	83.3
9)	Taylor, Ind.	17	13	76.5
10)	Burkhead, Hou.	12	9	75.0
11)	Mixon, Cin.	10	6	60.0
12)	Jacobs, L.V.	9	5	55.6
13)	*Harris, Pit.	12	6	50.0

WEEK 18 / THROUGH SUNDAY, JANUARY 9, 2022**AFC / LEADERS IN RECEPTIONS**

Rank	Player, Team	Rec	Yards	Avg	Long	TD
1)	Hill, K.C.	111	1239	11.2	75t	9
2t)	Andrews, Bal. (TE)	107	1361	12.7	43	9
2t)	D. Johnson, Pit.	107	1161	10.9	50t	8
4)	Allen, LA-C	106	1138	10.7	42	6
5)	*Waddle, Mia.	104	1015	9.8	57	6
6t)	Diggs, Buf.	103	1225	11.9	61	10
6t)	Renfrow, L.V.	103	1038	10.1	54	9
8)	Kelce, K.C. (TE)	92	1125	12.2	69	9
9)	Brown, Bal.	91	1008	11.1	49t	6
10)	Cooks, Hou.	90	1037	11.5	52	6
11)	Pittman, Ind.	88	1082	12.3	57	6
12)	Meyers, N.E.	83	866	10.4	39	2
13)	Beasley, Buf.	82	693	8.5	29t	1
14)	*Chase, Cin.	81	1455	18.0	82t	13
15)	Williams, LA-C	76	1146	15.1	72t	9
16t)	Higgins, Cin.	74	1091	14.7	54	6
16t)	*Harris, Pit. (RB)	74	467	6.3	25t	3
18t)	M. Jones, Jac.	73	832	11.4	33	4
18t)	Gesicki, Mia. (TE)	73	780	10.7	40	2
20)	Ekeler, LA-C (RB)	70	647	9.2	40	8
21)	Fant, Den. (TE)	68	670	9.9	35	4
22)	Boyd, Cin.	67	828	12.4	68t	5
23t)	A.J. Brown, Ten.	63	869	13.8	57t	5
23t)	Shenault, Jac.	63	619	9.8	58	0
25)	*Freiermuth, Pit. (TE)	60	497	8.3	24	7
26t)	Claypool, Pit.	59	860	14.6	59	2
26t)	Hardman, K.C.	59	693	11.7	53	2
28)	Sutton, Den.	58	776	13.4	55	2
29t)	Bourne, N.E.	55	800	14.5	75t	5
29t)	Waller, L.V. (TE)	55	665	12.1	33	2
31)	Jacobs, L.V. (RB)	54	348	6.4	29	0
32)	T. Patrick, Den.	53	734	13.8	44t	5
33)	Landry, Cle.	52	570	11.0	38	2
34)	Crowder, NY-J	51	447	8.8	29	2
35)	Henry, N.E. (TE)	50	603	12.1	35	9
36t)	Knox, Buf. (TE)	49	587	12.0	53t	9
36t)	Uzomah, Cin. (TE)	49	493	10.1	55t	5
36t)	Gaskin, Mia. (RB)	49	234	4.8	24t	4
39)	Cook, LA-C (TE)	48	564	11.8	42	4
40t)	Jones, L.V.	47	546	11.6	43	1
40t)	Darre. Williams, K.C. (RB)	47	452	9.6	38t	2
42t)	*Bateman, Bal.	46	515	11.2	36	1
42t)	Berrios, NY-J	46	431	9.4	46	2
44t)	*Moore, NY-J	43	538	12.5	62t	5
44t)	*J. Williams, Den. (RB)	43	316	7.3	42	3
46t)	Sanders, Buf.	42	626	14.9	41	4
46t)	Pringle, K.C.	42	568	13.5	40t	5
46t)	Mixon, Cin. (RB)	42	314	7.5	52	3
49)	Bolden, N.E. (RB)	41	405	9.9	28	2
50t)	Parker, Mia.	40	515	12.9	42	2
50t)	Taylor, Ind. (RB)	40	360	9.0	76t	2
50t)	Hines, Ind. (RB)	40	310	7.8	36	1
50t)	Singletary, Buf. (RB)	40	228	5.7	19	1

WEEK 18 / THROUGH SUNDAY, JANUARY 9, 2022**AFC / RECEIVING YARDAGE LEADERS**

Rank	Player, Team	Yards	Rec	Avg	Long	TD
1)	*Chase, Cin.	1455	81	18.0	82t	13
2)	Andrews, Bal. (TE)	1361	107	12.7	43	9
3)	Hill, K.C.	1239	111	11.2	75t	9
4)	Diggs, Buf.	1225	103	11.9	61	10
5)	D. Johnson, Pit.	1161	107	10.9	50t	8
6)	Williams, LA-C	1146	76	15.1	72t	9
7)	Allen, LA-C	1138	106	10.7	42	6
8)	Kelce, K.C. (TE)	1125	92	12.2	69	9
9)	Higgins, Cin.	1091	74	14.7	54	6
10)	Pittman, Ind.	1082	88	12.3	57	6
11)	Renfrow, L.V.	1038	103	10.1	54	9
12)	Cooks, Hou.	1037	90	11.5	52	6
13)	*Waddle, Mia.	1015	104	9.8	57	6
14)	Brown, Bal.	1008	91	11.1	49t	6
15)	A.J. Brown, Ten.	869	63	13.8	57t	5
16)	Meyers, N.E.	866	83	10.4	39	2
17)	Claypool, Pit.	860	59	14.6	59	2
18)	M. Jones, Jac.	832	73	11.4	33	4
19)	Boyd, Cin.	828	67	12.4	68t	5
20)	Bourne, N.E.	800	55	14.5	75t	5
21)	Gesicki, Mia. (TE)	780	73	10.7	40	2
22)	Sutton, Den.	776	58	13.4	55	2
23)	T. Patrick, Den.	734	53	13.8	44t	5
24t)	Beasley, Buf.	693	82	8.5	29t	1
24t)	Hardman, K.C.	693	59	11.7	53	2
26)	Fant, Den. (TE)	670	68	9.9	35	4
27)	Waller, L.V. (TE)	665	55	12.1	33	2
28)	Ekeler, LA-C (RB)	647	70	9.2	40	8
29)	Sanders, Buf.	626	42	14.9	41	4
30)	Shenault, Jac.	619	63	9.8	58	0
31)	Henry, N.E. (TE)	603	50	12.1	35	9
32)	Peoples-Jones, Cle.	597	34	17.6	60t	3
33)	Knox, Buf. (TE)	587	49	12.0	53t	9
34)	Edwards, L.V.	571	34	16.8	51	3
35)	Landry, Cle.	570	52	11.0	38	2
36)	Pringle, K.C.	568	42	13.5	40t	5
37)	Cook, LA-C (TE)	564	48	11.8	42	4
38)	Davis, Buf.	549	35	15.7	49	6
39)	Jones, L.V.	546	47	11.6	43	1
40)	*Moore, NY-J	538	43	12.5	62t	5
41t)	*Bateman, Bal.	515	46	11.2	36	1
41t)	Parker, Mia.	515	40	12.9	42	2
43)	*Freiermuth, Pit. (TE)	497	60	8.3	24	7
44)	Uzomah, Cin. (TE)	493	49	10.1	55t	5
45)	C. Davis, NY-J	492	34	14.5	53t	4
46)	Westbrook-Ikhine, Ten.	476	38	12.5	46	4
47)	Njoku, Cle. (TE)	475	36	13.2	71t	4
48)	Agholor, N.E.	473	37	12.8	44	3
49)	Ruggs III, L.V.	469	24	19.5	61t	2
50t)	*Harris, Pit. (RB)	467	74	6.3	25t	3
50t)	Jeudy, Den.	467	38	12.3	40	0

WEEK 18 / THROUGH SUNDAY, JANUARY 9, 2022

AFC / THIRD-DOWN RECEIVING LEADERS

Rank	Player, Team	Rec	Yards	Avg	Long	TD
1)	Renfrow, L.V.	33	333	10.1	25	3
2t)	Allen, LA-C	31	414	13.4	42	2
2t)	*Waddle, Mia.	31	273	8.8	25	2
4t)	Hill, K.C.	30	429	14.3	44t	3
4t)	D. Johnson, Pit.	30	393	13.1	50t	3
6)	Cooks, Hou.	29	459	15.8	52	5
7t)	Pittman, Ind.	25	376	15.0	57	2
7t)	Meyers, N.E.	25	296	11.8	28	0
9t)	*Chase, Cin.	24	452	18.8	82t	3
9t)	*Freiermuth, Pit. (TE)	24	166	6.9	14	2
11)	Diggs, Buf.	23	277	12.0	61	5
12t)	Kelce, K.C. (TE)	22	276	12.5	69	4
12t)	Boyd, Cin.	22	275	12.5	32	2
12t)	A.J. Brown, Ten.	22	240	10.9	42	1
15t)	Claypool, Pit.	21	304	14.5	40	1
15t)	Brown, Bal.	21	193	9.2	42t	2
15t)	Firkser, Ten. (TE)	21	186	8.9	24	1
15t)	*Harris, Pit. (RB)	21	154	7.3	25t	2
19t)	Andrews, Bal. (TE)	19	286	15.1	43	1
19t)	Shenault, Jac.	19	214	11.3	24	0
21)	Bolden, N.E. (RB)	18	191	10.6	28	2
22t)	Gesicki, Mia. (TE)	17	186	10.9	20	0
22t)	Fant, Den. (TE)	17	123	7.2	12	1
24t)	M. Jones, Jac.	16	228	14.3	25t	2
24t)	Beasley, Buf.	16	160	10.0	29t	1
26t)	Williams, LA-C	15	299	19.9	72t	3
26t)	Higgins, Cin.	15	255	17.0	52	0
26t)	McNichols, Ten. (RB)	15	145	9.7	27	1
26t)	Ekeler, LA-C (RB)	15	139	9.3	40	1
26t)	Henry, N.E. (TE)	15	133	8.9	15	4
31t)	Westbrook-Ikhine, Ten.	14	194	13.9	36	2
31t)	McCloud, Pit.	14	112	8.0	24	0
33t)	Bourne, N.E.	13	237	18.2	46	2
33t)	T. Patrick, Den.	13	168	12.9	31	0
33t)	Cook, LA-C (TE)	13	147	11.3	23	3
33t)	T. Johnson, NY-J (RB)	13	126	9.7	22t	1
33t)	Perine, Cin. (RB)	13	111	8.5	23	0
33t)	*J. Williams, Den. (RB)	13	107	8.2	14	2
33t)	M. Gordon, Den. (RB)	13	85	6.5	21	1
40t)	Parker, Mia.	12	147	12.3	30	1
40t)	Berrios, NY-J	12	130	10.8	27	2
40t)	Sutton, Den.	12	126	10.5	31	0
40t)	Crowder, NY-J	12	109	9.1	21	0
40t)	D. Johnson, Hou. (RB)	12	83	6.9	16	1
40t)	Burkhead, Hou. (RB)	12	76	6.3	20	0
46t)	Davis, Buf.	11	194	17.6	37	2
46t)	Peoples-Jones, Cle.	11	169	15.4	34	1
46t)	Jones, L.V.	11	151	13.7	43	0
46t)	Jeudy, Den.	11	143	13.0	28	0
46t)	Arnold, Car.-Jac. (TE)	11	124	11.3	28	0
46t)	Treadwell, Jac.	11	116	10.5	28	0

WEEK 18 / THROUGH SUNDAY, JANUARY 9, 2022

AFC / LEADING SCORERS, NONKICKERS

Rank	Player, Team	TD	Rush	Rec	Ret	X2	Pts
1)	Ekeler, LA-C (RB)	20	12	8	0	2	124
2)	Taylor, Ind. (RB)	20	18	2	0	0	120
3)	Mixon, Cin. (RB)	16	13	3	0	0	96
4)	Harris, N.E. (RB)	15	15	0	0	0	90
5)	*Chase, Cin. (WR)	13	0	13	0	0	78
6)	Henry, Ten. (RB)	10	10	0	0	1	62
7t)	Diggs, Buf. (WR)	10	0	10	0	0	60
7t)	M. Gordon, Den. (RB)	10	8	2	0	0	60
7t)	*Harris, Pit. (RB)	10	7	3	0	0	60
7t)	Kelce, K.C. (TE)	10	1	9	0	0	60
11)	Andrews, Bal. (TE)	9	0	9	0	2	58
12)	Williams, LA-C (WR)	9	0	9	0	1	56
13t)	Chubb, Cle. (RB)	9	8	1	0	0	54
13t)	Henry, N.E. (TE)	9	0	9	0	0	54
13t)	Hill, K.C. (WR)	9	0	9	0	0	54
13t)	Jacobs, L.V. (RB)	9	9	0	0	0	54
13t)	Knox, Buf. (TE)	9	0	9	0	0	54
13t)	Renfrow, L.V. (WR)	9	0	9	0	0	54
19)	D. Johnson, Pit. (WR)	8	0	8	0	1	50
20t)	J. Robinson, Jac. (RB)	8	8	0	0	0	48
20t)	Singleton, Buf. (RB)	8	7	1	0	0	48
20t)	Darre. Williams, K.C. (RB)	8	6	2	0	0	48
23)	*Freiermuth, Pit. (TE)	7	0	7	0	1	44
24t)	Gaskin, Mia. (RB)	7	3	4	0	0	42
24t)	Tannehill, Ten. (QB)	7	7	0	0	0	42
24t)	*Waddle, Mia. (WR)	7	1	6	0	0	42
24t)	*J. Williams, Den. (RB)	7	4	3	0	0	42
28)	Allen, Buf. (QB)	6	6	0	0	2	40
29t)	Edwards-Helaire, K.C. (RB)	6	4	2	0	1	38
29t)	Higgins, Cin. (WR)	6	0	6	0	1	38
29t)	Pittman, Ind. (WR)	6	0	6	0	1	38
32t)	Allen, LA-C (WR)	6	0	6	0	0	36
32t)	Brown, Bal. (WR)	6	0	6	0	0	36
32t)	Cooks, Hou. (WR)	6	0	6	0	0	36
32t)	Davis, Buf. (WR)	6	0	6	0	0	36
32t)	Freeman, Bal. (RB)	6	5	1	0	0	36
32t)	*Moore, NY-J (WR)	6	1	5	0	0	36
32t)	L. Murray, Bal. (RB)	6	6	0	0	0	36
39)	Hunt, Cle. (RB)	5	5	0	0	1	32
40t)	Berrios, NY-J (WR)	5	2	2	1	0	30
40t)	Bourne, N.E. (WR)	5	0	5	0	0	30
40t)	Boyd, Cin. (WR)	5	0	5	0	0	30
40t)	A.J. Brown, Ten. (WR)	5	0	5	0	0	30
40t)	Moss, Buf. (RB)	5	4	1	0	0	30
40t)	T. Patrick, Den. (WR)	5	0	5	0	0	30
40t)	Pringle, K.C. (WR)	5	0	5	0	0	30
40t)	*Stevenson, N.E. (RB)	5	5	0	0	0	30
40t)	Uzomah, Cin. (TE)	5	0	5	0	0	30
49)	Cook, LA-C (TE)	4	0	4	0	2	28
50)	*Z. Wilson, NY-J (QB)	4	4	0	0	1	26

WEEK 18 / THROUGH SUNDAY, JANUARY 9, 2022**AFC / LEADING SCORERS, KICKERS**

Rank	Player, Team	PAT	FG	Pct	Long	Pts
1t)	Carlson, L.V.	30/33	40/43	.930	56	150
1t)	Folk, N.E.	42/47	36/39	.923	53	150
3)	Tucker, Bal.	32/32	35/37	.946	66	137
4t)	Bass, Buf.	51/51	28/32	.875	57	135
4t)	Boswell, Pit.	27/29	36/40	.900	56	135
6t)	Hopkins, Was.-LA-C	40/44	30/34	.882	50	130
6t)	*McPherson, Cin.	46/48	28/33	.848	58	130
8)	Butker, K.C.	47/49	25/28	.893	56	122
9)	Bullock, Ten.	42/45	26/31	.839	51	120
10)	McManus, Den.	33/34	26/31	.839	61	111
11)	Sanders, Mia.	34/35	23/31	.742	51	103
12)	Badgley, Ten.-Ind.	40/41	18/22	.818	46	94
13)	McLaughlin, Cle.	36/37	15/21	.714	57	81
14)	Wright, Jac.	13/15	21/24	.875	56	76
15)	Fairbairn, Hou.	13/16	15/19	.789	61	58
16)	*Ammendola, NY-J	14/15	13/19	.684	49	53
17)	Blankenship, Ind.	7/ 8	11/14	.786	48	40
18)	Pineiro, NY-J	9/10	8/ 8	1.000	51	33
19)	Vizcaino, LA-C	10/15	6/ 7	.857	46	28
20)	Fry, Atl.-K.C.-G.B.-Cin.	4/ 5	4/ 5	.800	44	16
21)	Blewitt, Was.-Cle.	2/ 2	2/ 5	.400	52	8
22)	Lambo, Jac.-Pit.	5/ 7	0/ 3	.000	--	5
23)	*Naggar, Cle.	1/ 2	1/ 1	1.000	37	4

AFC / TOUCHBACKS ON KICKOFFS

Rank	Player, Team	TB
1)	Hopkins, Was.-LA-C	71
2)	McManus, Den.	62
3)	Butker, K.C.	61
4t)	Bass, Buf.	56
4t)	Sanders, Mia.	56
6)	*McPherson, Cin.	55
7)	Carlson, L.V.	53
8)	Bullock, Ten.	50
9t)	Sanchez, Ind.	47
9t)	Tucker, Bal.	47
11)	Bailey, N.E.	41
12)	Boswell, Pit.	40
13)	McLaughlin, Cle.	31
14)	*Ammendola, NY-J	27
15)	Mann, NY-J	20
16)	Fairbairn, Hou.	16
17)	Vizcaino, LA-C	13
18)	Cooke, Jac.	10
19)	Lambo, Jac.-Pit.	7
20t)	Fry, Atl.-K.C.-G.B.-Cin.	6
20t)	Nizialek, Atl.-Pit.	6
22t)	Blewitt, Was.-Cle.	5
22t)	Wright, Jac.	5
24)	Folk, N.E.	4
25)	*Naggar, Cle.	3
26)	Badgley, Ten.-Ind.	2

WEEK 18 / THROUGH SUNDAY, JANUARY 9, 2022

AFC / MOST YARDS FROM SCRIMMAGE

Rank	Player, Team	Yards	Total			Rushing			Receiving		
			Att+Rec	Avg	Yards	Att	Avg	Yards	Rec	Avg	
1)	Taylor, Ind. (RB)	2171	372	5.8	1811	332	5.5	360	40	9.0	
2)	*Harris, Pit. (RB)	1667	381	4.4	1200	307	3.9	467	74	6.3	
3)	Ekeler, LA-C (RB)	1558	276	5.6	911	206	4.4	647	70	9.2	
4)	Mixon, Cin. (RB)	1519	334	4.5	1205	292	4.1	314	42	7.5	
5)	*Chase, Cin. (WR)	1476	88	16.8	21	7	3.0	1455	81	18.0	
6)	Chubb, Cle. (RB)	1433	248	5.8	1259	228	5.5	174	20	8.7	
7)	Andrews, Bal. (TE)	1361	108	12.6	0	1	0.0	1361	107	12.7	
8)	Hill, K.C. (WR)	1335	120	11.1	96	9	10.7	1239	111	11.2	
9)	Diggs, Buf. (WR)	1225	103	11.9	0	0	---	1225	103	11.9	
10)	Jacobs, L.V. (RB)	1220	271	4.5	872	217	4.0	348	54	6.4	
11)	*J. Williams, Den. (RB)	1219	246	5.0	903	203	4.4	316	43	7.3	
12)	D. Johnson, Pit. (WR)	1214	112	10.8	53	5	10.6	1161	107	10.9	
13)	Williams, LA-C (WR)	1146	76	15.1	0	0	---	1146	76	15.1	
14)	Allen, LA-C (WR)	1138	106	10.7	0	0	---	1138	106	10.7	
15)	M. Gordon, Den. (RB)	1131	231	4.9	918	203	4.5	213	28	7.6	
16)	Kelce, K.C. (TE)	1128	94	12.0	3	2	1.5	1125	92	12.2	
17)	Pittman, Ind. (WR)	1126	93	12.1	44	5	8.8	1082	88	12.3	
18)	Singletary, Buf. (RB)	1098	228	4.8	870	188	4.6	228	40	5.7	
19t)	Henry, Ten. (RB)	1091	237	4.6	937	219	4.3	154	18	8.6	
19t)	Higgins, Cin. (WR)	1091	74	14.7	0	0	---	1091	74	14.7	
21)	Harris, N.E. (RB)	1061	220	4.8	929	202	4.6	132	18	7.3	
22)	Cooks, Hou. (WR)	1058	92	11.5	21	2	10.5	1037	90	11.5	
23)	Renfrow, L.V. (WR)	1041	106	9.8	3	3	1.0	1038	103	10.1	
24)	*Waddle, Mia. (WR)	1018	106	9.6	3	2	1.5	1015	104	9.8	
25)	Brown, Bal. (WR)	1013	92	11.0	5	1	5.0	1008	91	11.1	
26)	Darre. Williams, K.C. (RB)	1010	191	5.3	558	144	3.9	452	47	9.6	
27)	J. Robinson, Jac. (RB)	989	195	5.1	767	164	4.7	222	31	7.2	
28)	*Michael Carter, NY-J (RB)	964	183	5.3	639	147	4.3	325	36	9.0	
29)	Claypool, Pit. (WR)	956	73	13.1	96	14	6.9	860	59	14.6	
30)	Bourne, N.E. (WR)	925	67	13.8	125	12	10.4	800	55	14.5	
31)	A.J. Brown, Ten. (WR)	879	65	13.5	10	2	5.0	869	63	13.8	
32)	Meyers, N.E. (WR)	875	84	10.4	9	1	9.0	866	83	10.4	
33)	Boyd, Cin. (WR)	850	69	12.3	22	2	11.0	828	67	12.4	
34)	Gaskin, Mia. (RB)	846	222	3.8	612	173	3.5	234	49	4.8	
35)	M. Jones, Jac. (WR)	832	73	11.4	0	0	---	832	73	11.4	
36)	Gesicki, Mia. (TE)	780	73	10.7	0	0	---	780	73	10.7	
37)	Sutton, Den. (WR)	776	58	13.4	0	0	---	776	58	13.4	
38)	L. Jackson, Bal. (QB)	767	133	5.8	767	133	5.8	0	0	---	
39)	Freeman, Bal. (RB)	766	167	4.6	576	133	4.3	190	34	5.6	
40)	Allen, Buf. (QB)	763	122	6.3	763	122	6.3	0	0	---	
41)	Hardman, K.C. (WR)	739	67	11.0	46	8	5.8	693	59	11.7	
42)	T. Patrick, Den. (WR)	734	53	13.8	0	0	---	734	53	13.8	
43)	*Stevenson, N.E. (RB)	729	147	5.0	606	133	4.6	123	14	8.8	
44)	Beasley, Buf. (WR)	693	82	8.5	0	0	---	693	82	8.5	
45)	Foreman, Ten. (RB)	689	142	4.9	566	133	4.3	123	9	13.7	
46)	D. Johnson, Cle. (RB)	671	119	5.6	534	100	5.3	137	19	7.2	
47)	Fant, Den. (TE)	670	68	9.9	0	0	---	670	68	9.9	
48)	Waller, L.V. (TE)	665	55	12.1	0	0	---	665	55	12.1	
49)	Shenault, Jac. (WR)	660	74	8.9	41	11	3.7	619	63	9.8	
50)	Sanders, Buf. (WR)	657	44	14.9	31	2	15.5	626	42	14.9	

WEEK 18 / THROUGH SUNDAY, JANUARY 9, 2022**AFC / LEADERS IN FIRST DOWNS**

Rank	Player, Team	Rush	Rec	Tot
1)	Taylor, Ind. (RB)	107	12	119
2t)	Ekeler, LA-C (RB)	53	31	84
2t)	*Harris, Pit. (RB)	62	22	84
4)	Hill, K.C. (WR)	4	75	79
5)	Andrews, Bal. (TE)	0	75	75
6)	Mixon, Cin. (RB)	60	11	71
7)	Chubb, Cle. (RB)	61	9	70
8t)	Allen, LA-C (WR)	0	66	66
8t)	Diggs, Buf. (WR)	0	66	66
10)	*J. Williams, Den. (RB)	52	12	64
11)	Kelce, K.C. (TE)	1	62	63
12)	D. Johnson, Pit. (WR)	2	59	61
13)	*Waddle, Mia. (WR)	1	59	60
14t)	Harris, N.E. (RB)	55	4	59
14t)	Jacobs, L.V. (RB)	45	14	59
14t)	Darre. Williams, K.C. (RB)	40	19	59
17)	*Chase, Cin. (WR)	2	56	58
18)	M. Gordon, Den. (RB)	48	9	57
19)	Henry, Ten. (RB)	49	7	56
20t)	Pittman, Ind. (WR)	1	54	55
20t)	Singleton, Buf. (RB)	44	11	55
22t)	Allen, Buf. (QB)	53	0	53
22t)	Higgins, Cin. (WR)	0	53	53
24t)	Renfrow, L.V. (WR)	0	51	51
24t)	Williams, LA-C (WR)	0	51	51
26)	J. Robinson, Jac. (RB)	41	9	50
27)	L. Jackson, Bal. (QB)	48	0	48
28t)	A.J. Brown, Ten. (WR)	1	45	46
28t)	*Michael Carter, NY-J (RB)	29	17	46
28t)	Cooks, Hou. (WR)	1	45	46
31)	Claypool, Pit. (WR)	7	36	43
32t)	Brown, Bal. (WR)	1	41	42
32t)	M. Jones, Jac. (WR)	0	42	42
32t)	Meyers, N.E. (WR)	0	42	42
35)	Freeman, Bal. (RB)	31	9	40
36t)	Burkhead, Hou. (RB)	30	9	39
36t)	Gesicki, Mia. (TE)	0	39	39
36t)	T. Patrick, Den. (WR)	0	39	39
39t)	Boyd, Cin. (WR)	1	37	38
39t)	Gaskin, Mia. (RB)	25	13	38
39t)	L. Murray, Bal. (RB)	36	2	38
42)	*Stevenson, N.E. (RB)	33	3	36
43t)	Hardman, K.C. (WR)	2	33	35
43t)	Sutton, Den. (WR)	0	35	35
45t)	Beasley, Buf. (WR)	0	34	34
45t)	Bourne, N.E. (WR)	7	27	34
45t)	*Freiermuth, Pit. (TE)	0	34	34
45t)	Henry, N.E. (TE)	0	34	34
45t)	Moss, Buf. (RB)	22	12	34
50t)	Bolden, N.E. (RB)	12	21	33
50t)	T. Johnson, NY-J (RB)	13	20	33
50t)	Landry, Cle. (WR)	4	29	33
50t)	Sanders, Buf. (WR)	2	31	33

WEEK 18 / THROUGH SUNDAY, JANUARY 9, 2022**AFC / LEADING PUNTERS**

Rank	Player, Team	No	Yards	Lg	Avg	TB	Blk	Dwn	OB	Opp Ret	In	Net
1)	Cole, L.V.	64	3202	71	50.0	7	0	5	7	28	341	28 42.5
2)	Cooke, Jac.	64	3026	68	47.3	1	1	8	8	21	173	28 43.6
3)	Bailey, N.E.	49	2316	71	47.3	6	3	6	8	16	138	23 39.6
4)	Johnston, Hou.	88	4108	69	46.7	4	0	10	7	45	355	37 41.7
5)	Huber, Cin.	66	3064	61	46.4	6	0	7	10	28	235	22 41.0
6)	Martin, Den.	67	3083	68	46.0	3	0	7	9	24	154	28 42.8
7)	Long, LA-C	46	2091	69	45.5	2	1	4	6	29	323	11 36.8
8)	Kern, Ten.	47	2105	59	44.8	1	0	7	10	18	185	18 40.4
9)	Palardy, Mia.	78	3489	65	44.7	5	0	12	4	30	262	31 40.1
10)	Sanchez, Ind.	59	2627	79	44.5	1	0	8	7	28	267	24 39.7
11)	Colquitt, Atl.-Cle.	48	2134	66	44.5	3	1	5	9	21	197	13 38.3
12)	Koch, Bal.	71	3149	61	44.4	4	0	10	10	31	228	26 40.0
13)	Haack, Buf.	52	2230	63	42.9	7	1	9	8	17	96	18 37.6
14)	*Harvin, Pit.	70	2982	64	42.6	3	0	6	15	27	261	25 38.0

AFC / LEADING PUNTERS, NET AVERAGE

Rank	Player, Team	No	Yards	Lg	Avg	TB	Blk	Dwn	OB	Opp Ret	In	Net
1)	Cooke, Jac.	64	3026	68	47.3	1	1	8	8	21	173	28 43.6
2)	Martin, Den.	67	3083	68	46.0	3	0	7	9	24	154	28 42.8
3)	Cole, L.V.	64	3202	71	50.0	7	0	5	7	28	341	28 42.5
4)	Johnston, Hou.	88	4108	69	46.7	4	0	10	7	45	355	37 41.7
5)	Huber, Cin.	66	3064	61	46.4	6	0	7	10	28	235	22 41.0
6)	Kern, Ten.	47	2105	59	44.8	1	0	7	10	18	185	18 40.4
7)	Palardy, Mia.	78	3489	65	44.7	5	0	12	4	30	262	31 40.1
8)	Koch, Bal.	71	3149	61	44.4	4	0	10	10	31	228	26 40.0
9)	Sanchez, Ind.	59	2627	79	44.5	1	0	8	7	28	267	24 39.7
10)	Bailey, N.E.	49	2316	71	47.3	6	3	6	8	16	138	23 39.6
11)	Colquitt, Atl.-Cle.	48	2134	66	44.5	3	1	5	9	21	197	13 38.3
12)	*Harvin, Pit.	70	2982	64	42.6	3	0	6	15	27	261	25 38.0
13)	Haack, Buf.	52	2230	63	42.9	7	1	9	8	17	96	18 37.6
14)	Long, LA-C	46	2091	69	45.5	2	1	4	6	29	323	11 36.8

AFC / PUNT RETURN LEADERS

Rank	Player, Team	Ret	FC	Yards	Avg	Long	TD
1)	Duvernay, Bal.	26	24	360	13.8	42	0
2)	Olszewski, N.E.	26	10	309	11.9	27	0
3)	Renfrow, L.V.	31	20	303	9.8	41	0
4)	Rogers, Ten.	30	20	293	9.8	55	0
5)	McCloud, Pit.	38	12	367	9.7	23	0
6)	D. Spencer, Den.	26	12	206	7.9	25	0
7)	Hines, Ind.	23	14	170	7.4	16	0
8)	*Felton, Cle.	32	2	227	7.1	24	0
9)	Phillips, Cin.	25	12	177	7.1	17	0

AFC / KICKOFF RETURN LEADERS

Rank	Player, Team	Ret	Yards	Avg	Long	TD
1)	Berrios, NY-J	28	852	30.4	102t	1
2)	Roberts, Hou.-LA-C	37	1010	27.3	101t	1
3)	Pringle, K.C.	25	621	24.8	39	0
4)	McKenzie, Buf.	24	584	24.3	75	0
5)	Duvernay, Bal.	28	676	24.1	47	0
6)	Agnew, Jac.	22	525	23.9	102t	1
7)	McCloud, Pit.	35	776	22.2	40	0

WEEK 18 / THROUGH SUNDAY, JANUARY 9, 2022

AFC / LEADERS IN INTERCEPTIONS

Rank	Player, Team	Int	Yards	Avg	Long	TD
1)	J. Jackson, N.E.	8	92	11.5	88t	1
2t)	Poyer, Buf.	5	87	17.4	26	0
2t)	Simmons, Den.	5	76	15.2	35	0
2t)	Byard, Ten.	5	66	13.2	24t	1
2t)	Hyde, Buf.	5	59	11.8	26t	1
2t)	Howard, Mia.	5	54	10.8	37t	1
7t)	Dugger, N.E.	4	100	25.0	37	0
7t)	K. Moore, Ind.	4	78	19.5	32	0
7t)	*Surtain II, Den.	4	70	17.5	70t	1
7t)	Phillips, N.E.	4	39	9.8	26t	1
7t)	L. Wilson, Cin.	4	31	7.8	18	0
7t)	Leonard, Ind.	4	12	3.0	7	0
13t)	Ward, Cle.	3	103	34.3	99t	1
13t)	Mathieu, K.C.	3	56	18.7	34t	1
13t)	L. Johnson, Hou.	3	47	15.7	32	0
13t)	Witherspoon, Pit.	3	45	15.0	41	0
13t)	J. Johnson, Cle.	3	31	10.3	31	0
13t)	King, Hou.	3	25	8.3	25	0
13t)	Rodgers, Ind.	3	24	8.0	12	0
13t)	D. McCourty, N.E.	3	22	7.3	22	0
13t)	Averett, Bal.	3	21	7.0	21	0
22t)	Sorensen, K.C.	2	75	37.5	75t	1
22t)	Hilton, Cin.	2	59	29.5	35	1
22t)	Apple, Cin.	2	50	25.0	50	0
22t)	*Echols, NY-J	2	50	25.0	30	1
22t)	T. Thomas, Hou.	2	48	24.0	48t	1
22t)	*Sterns, Den.	2	47	23.5	46	0
22t)	Reid, Hou.	2	45	22.5	24	0
22t)	Awuzie, Cin.	2	42	21.0	42	0
22t)	Wallace, Buf.	2	29	14.5	15	0
22t)	Needham, Mia.	2	28	14.0	28t	1
22t)	*Samuel Jr., LA-C	2	26	13.0	26	0
22t)	White, LA-C	2	22	11.0	22	0
22t)	James, LA-C	2	20	10.0	15	0
22t)	Okereke, Ind.	2	20	10.0	16	0
22t)	A. Davis, NY-J	2	18	9.0	18	0
22t)	Fitzpatrick, Pit.	2	18	9.0	18	0
22t)	Clark, Bal.	2	17	8.5	17t	1
22t)	Te. Edmunds, Pit.	2	15	7.5	15	0
22t)	Gay, K.C.	2	14	7.0	13	0
22t)	Fulton, Ten.	2	13	6.5	13	0
22t)	G. Williams, Cle.	2	7	3.5	7	0
22t)	Long, Ten.	2	6	3.0	6	0
22t)	Sutton, Pit.	2	4	2.0	4	0
22t)	*Campbell, Jac.	2	3	1.5	3	0
22t)	Sneed, K.C.	2	2	1.0	2	0
22t)	R. Evans, Ten.	2	1	0.5	1	0
22t)	Smith, Cle.	2	1	0.5	1	0
22t)	J. Coleman, Mia.	2	0	0.0	0	0
22t)	*Holland, Mia.	2	0	0.0	0	0
22t)	Ward, K.C.	2	0	0.0	0	0
22t)	Willis, Ind.	2	0	0.0	0	0

WEEK 18 / THROUGH SUNDAY, JANUARY 9, 2022**AFC / LEADERS IN SACKS**

Rank	Player, Team	Sacks
1)	T. Watt, Pit. (LB)	22.5
2)	Garrett, Cle. (DE)	16.0
3)	Hendrickson, Cin. (DE)	14.0
4)	Judon, N.E. (LB)	12.5
5)	Landry, Ten. (LB)	12.0
6)	Bosa, LA-C (DE)	10.5
7t)	Heyward, Pit. (DE)	10.0
7t)	Ngakoue, L.V. (DE)	10.0
9t)	Autry, Ten. (DE)	9.0
9t)	Clowney, Cle. (DE)	9.0
9t)	Jones, K.C. (DE)	9.0
9t)	Ogbah, Mia. (DE)	9.0
13t)	*Phillips, Mia. (LB)	8.5
13t)	Simmons, Ten. (DE)	8.5
15t)	Crosby, L.V. (DE)	8.0
15t)	Greenard, Hou. (DE)	8.0
17t)	J. Allen, Jac. (LB)	7.5
17t)	Hubbard, Cin. (DE)	7.5
19t)	Addison, Buf. (DE)	7.0
19t)	Bowser, Bal. (LB)	7.0
19t)	Buckner, Ind. (DT)	7.0
19t)	Ogunjobi, Cin. (DT)	7.0
19t)	Wormley, Pit. (DE)	7.0
24t)	Franklin-Myers, NY-J (DE)	6.0
24t)	S. Harris, Den. (DE)	6.0
24t)	Highsmith, Pit. (LB)	6.0
24t)	Muhammad, Ind. (DE)	6.0
24t)	Smoot, Jac. (DE)	6.0
24t)	Quinn. Williams, NY-J (DT)	6.0
30t)	Baker, Mia. (LB)	5.5
30t)	B. Hill, Cin. (DE)	5.5
30t)	D. Jones, Den. (DE)	5.5
30t)	Turay, Ind. (DE)	5.5
34t)	Br. Jones, Mia. (DB)	5.0
34t)	Nwosu, LA-C (LB)	5.0
34t)	*Oweh, Bal. (LB)	5.0
34t)	Reed, Den. (LB)	5.0
34t)	Van Noy, N.E. (LB)	5.0
39t)	F. Clark, K.C. (DE)	4.5
39t)	Houston, Bal. (LB)	4.5
39t)	Jefferson, L.V. (DT)	4.5
39t)	Tillery, LA-C (DE)	4.5
39t)	Wilkins, Mia. (DE)	4.5
44t)	Martin, Hou. (DE)	4.0
44t)	Oliver, Buf. (DT)	4.0
44t)	*Paye, Ind. (DE)	4.0
44t)	*Rousseau, Buf. (DE)	4.0
44t)	Van Ginkel, Mia. (LB)	4.0
49t)	Obada, Buf. (DE)	3.5
49t)	Thomas, L.V. (DE)	3.5

WEEK 18 / THROUGH SUNDAY, JANUARY 9, 2022

AFC / FUMBLE RECOVERIES

Rank	Player, Team	TotRec	OffRec	DefRec
1t)	Carr, L.V.	5	5	0
1t)	Roethlisberger, Pit.	5	5	0
3t)	*Eichenberg, Mia.	4	4	0
3t)	*Felton, Cle.	4	4	0
3t)	*Mills, Hou.	4	4	0
6t)	Dulin, Ind.	3	1	2
6t)	Firkser, Ten.	3	2	1
6t)	*Holland, Mia.	3	3	0
6t)	Leonard, Ind.	3	1	2
6t)	Mathieu, K.C.	3	0	3
6t)	Renfrow, L.V.	3	3	0
6t)	Rogers, Ten.	3	3	0
6t)	Simpson, L.V.	3	3	0
6t)	Taylor, Ind.	3	3	0
6t)	T. Watt, Pit.	3	0	3
6t)	*Z. Wilson, NY-J	3	3	0

AFC / OFFENSIVE FUMBLE RECOVERIES

Rank	Player, Team	Ret	Yards	Avg	Long	TD
1t)	Carr, L.V.	5	0	0.0	0	0
1t)	Roethlisberger, Pit.	5	0	0.0	0	0
3t)	*Eichenberg, Mia.	4	0	0.0	0	0
3t)	*Felton, Cle.	4	0	0.0	0	0
3t)	*Mills, Hou.	4	0	0.0	0	0
6t)	*Holland, Mia.	3	3	1.0	3	0
6t)	Rogers, Ten.	3	0	0.0	0	0
6t)	Simpson, L.V.	3	0	0.0	0	0
6t)	Taylor, Ind.	3	0	0.0	0	0
6t)	*Z. Wilson, NY-J	3	0	0.0	0	0
6t)	Renfrow, L.V.	3	-6	-2.0	0	0
12t)	Duvernay, Bal.	2	2	1.0	2t	1
12t)	Allen, Buf.	2	0	0.0	0	0
12t)	Brissett, Mia.	2	0	0.0	0	0
12t)	Harris, N.E.	2	0	0.0	0	0
12t)	Henne, K.C.	2	0	0.0	0	0
12t)	L. Jackson, Bal.	2	0	0.0	0	0
12t)	Johnson, NY-J-Bal.	2	0	0.0	0	0
12t)	*Lawrence, Jac.	2	0	0.0	0	0
12t)	Mahomes, K.C.	2	0	0.0	0	0
12t)	McCloud, Pit.	2	0	0.0	0	0
12t)	Mixon, Cin.	2	0	0.0	0	0
12t)	Olszewski, N.E.	2	0	0.0	0	0
12t)	Singletary, Buf.	2	0	0.0	0	0
12t)	Jo. Smith, N.E.	2	0	0.0	0	0
12t)	Tagovailoa, Mia.	2	0	0.0	0	0
12t)	T. Taylor, Hou.	2	0	0.0	0	0
12t)	Firkser, Ten.	2	-7	-3.5	0t	1

AFC / DEFENSIVE FUMBLE RECOVERIES

Rank	Player, Team	Ret	Yards	Avg	Long	TD
1t)	Mathieu, K.C.	3	14	4.7	14	0
1t)	T. Watt, Pit.	3	0	0.0	0	0
3t)	Howard, Mia.	2	49	24.5	49t	1
3t)	Hubbard, Cin.	2	43	21.5	43	0
3t)	Davis, LA-C	2	34	17.0	20	0
3t)	Leonard, Ind.	2	29	14.5	21	0
3t)	Hyde, Buf.	2	16	8.0	16	0
3t)	Br. Jones, Mia.	2	3	1.5	3	0
3t)	Perryman, L.V.	2	2	1.0	1	0
3t)	Philon, L.V.	2	2	1.0	2	0
3t)	*Carter II, NY-J	2	0	0.0	0	0
3t)	Dulin, Ind.	2	0	0.0	0t	1
3t)	Jones, LA-C	2	0	0.0	0	0
3t)	Milano, Buf.	2	0	0.0	0	0
3t)	Niemann, K.C.	2	0	0.0	0	0
3t)	*Oweh, Bal.	2	0	0.0	0	0
3t)	*Paye, Ind.	2	0	0.0	0	0
3t)	Pratt, Cin.	2	0	0.0	0	0
3t)	Rankins, NY-J	2	0	0.0	0	0
3t)	Sieler, Mia.	2	0	0.0	0	0
3t)	Kirksey, Hou.	2	-1	-0.5	0	0

WEEK 18 / THROUGH SUNDAY, JANUARY 9, 2022

NFC / LEADING PASSERS

Player, Team	Att	Comp	Pct		Avg		Pct			Pct Rating	
			Comp	Yds	Gain	TD	TD	Long	Int	Int	Points
Aa. Rodgers, G.B.	531	366	68.9	4115	7.75	37	7.0	75t	4	0.8	111.9
Prescott, Dal.	596	410	68.8	4449	7.46	37	6.2	51	10	1.7	104.2
Cousins, Min.	561	372	66.3	4221	7.52	33	5.9	64t	7	1.2	103.1
Wilson, Sea.	400	259	64.8	3113	7.78	25	6.3	69t	6	1.5	103.1
Stafford, LA-R	601	404	67.2	4886	8.13	41	6.8	79t	17	2.8	102.9
Brady, T.B.	719	485	67.5	5316	7.39	43	6.0	62t	12	1.7	102.1
K. Murray, Ariz	481	333	69.2	3787	7.87	24	5.0	77t	10	2.1	100.6
Garoppolo, S.F.	441	301	68.3	3810	8.64	20	4.5	83	12	2.7	98.7
Goff, Det.	494	332	67.2	3245	6.57	19	3.8	63t	8	1.6	91.5
Ryan, Atl.	560	375	67.0	3968	7.09	20	3.6	64	12	2.1	90.4
Hurts, Phi.	432	265	61.3	3144	7.28	16	3.7	91	9	2.1	87.2
Heinicke, Was.	494	321	65.0	3419	6.92	20	4.0	73t	15	3.0	85.9
D. Jones, NY-G	361	232	64.3	2428	6.73	10	2.8	54t	7	1.9	84.8
*Fields, Chi.	270	159	58.9	1870	6.93	7	2.6	64	10	3.7	73.2
Darnold, Car.	406	243	59.9	2527	6.22	9	2.2	63	13	3.2	71.9

NFC / LEADING PASSERS, RANKS

Player, Team	Att	Comp	Pct		Avg		Pct			Pct Rating	
			Comp	Yds	Gain	TD	TD	Long	Int	Int	Points
Aa. Rodgers, G.B.	6	6	2	5	5	3t	1		1	1	1
Prescott, Dal.	3	2	3	3	7	3t	4		7t	6	2
Cousins, Min.	4	5	9	4	6	5	6		3t	2	3
Wilson, Sea.	13	12	11	12	4	6	3		2	3	4
Stafford, LA-R	2	3	6	2	2	2	2		15	12	5
Brady, T.B.	1	1	5	1	8	1	5		10t	5	6
K. Murray, Ariz	9	7	1	8	3	7	7		7t	8	7
Garoppolo, S.F.	10	10	4	7	1	8t	8		10t	11	8
Goff, Det.	7t	8	7	10	14	11	10		5	4	9
Ryan, Atl.	5	4	8	6	10	8t	12		10t	10	10
Hurts, Phi.	11	11	13	11	9	12	11		6	9	11
Heinicke, Was.	7t	9	10	9	12	8t	9		14	13	12
D. Jones, NY-G	14	14	12	14	13	15	13		3t	7	13
*Fields, Chi.	15	15	15	15	11	18	14		7t	15	14
Darnold, Car.	12	13	14	13	15	16	15		13	14	15

WEEK 18 / THROUGH SUNDAY, JANUARY 9, 2022**NFC / FOURTH-QUARTER PASSING LEADERS**

Rank	Player, Team	Att	Comp	Comp%	Yards	YPA	TD	TD%	Int	Int%	Rating
1)	Stafford, LA-R	134	96	71.6	1118	8.34	12	9.0	0	0.0	126.4
2)	Siemian, N.O.	68	46	67.6	471	6.93	6	8.8	1	1.5	110.6
3)	Aa. Rodgers, G.B.	93	59	63.4	753	8.10	6	6.5	0	0.0	110.2
4)	Hurts, Phi.	107	65	60.7	784	7.33	7	6.5	0	0.0	105.0
5)	Cousins, Min.	163	109	66.9	1337	8.20	8	4.9	2	1.2	103.2
6)	Brady, T.B.	162	106	65.4	1172	7.23	9	5.6	2	1.2	100.1
7)	Prescott, Dal.	126	85	67.5	917	7.28	8	6.3	4	3.2	96.6
8)	Garoppolo, S.F.	103	69	67.0	947	9.19	5	4.9	4	3.9	96.2
9)	K. Murray, Ariz	121	80	66.1	914	7.55	3	2.5	1	0.8	93.5
10)	Wilson, Sea.	101	62	61.4	644	6.38	5	5.0	2	2.0	88.1
11)	Ryan, Atl.	142	97	68.3	1062	7.48	6	4.2	6	4.2	86.6
12)	Goff, Det.	180	118	65.6	1131	6.28	3	1.7	5	2.8	76.9
13)	Heinicke, Was.	145	94	64.8	931	6.42	5	3.4	7	4.8	74.2
14)	D. Jones, NY-G	111	62	55.9	591	5.32	2	1.8	1	0.9	73.1
15)	Darnold, Car.	120	69	57.5	698	5.82	4	3.3	4	3.3	71.5
16)	*Fields, Chi.	89	51	57.3	579	6.51	3	3.4	4	4.5	69.5
17)	Dalton, Chi.	76	44	57.9	426	5.61	2	2.6	4	5.3	60.5
18)	Glennon, NY-G	75	42	56.0	351	4.68	3	4.0	6	8.0	48.3

NFC / THIRD-DOWN PASSING LEADERS

Rank	Player, Team	Att	Comp	Comp%	Yards	YPA	TD	TD%	Int	Int%	Rating
1)	K. Murray, Ariz	112	71	63.4	1029	9.19	11	9.8	2	1.8	118.5
2)	Aa. Rodgers, G.B.	135	84	62.2	1049	7.77	13	9.6	2	1.5	112.2
3)	Brady, T.B.	163	100	61.3	1196	7.34	17	10.4	3	1.8	110.9
4)	Prescott, Dal.	145	90	62.1	1068	7.37	12	8.3	2	1.4	106.3
5)	Cousins, Min.	164	101	61.6	1270	7.74	13	7.9	3	1.8	104.5
6)	Stafford, LA-R	141	91	64.5	1379	9.78	12	8.5	7	5.0	104.3
7)	Garoppolo, S.F.	108	69	63.9	983	9.10	6	5.6	4	3.7	96.3
8)	Ryan, Atl.	155	101	65.2	1117	7.21	8	5.2	3	1.9	95.6
9)	Wilson, Sea.	103	53	51.5	800	7.77	8	7.8	3	2.9	91.1
10)	D. Jones, NY-G	97	55	56.7	733	7.56	2	2.1	0	0.0	87.7
11)	Goff, Det.	113	72	63.7	720	6.37	4	3.5	3	2.7	82.5
12)	Hurts, Phi.	108	58	53.7	792	7.33	5	4.6	3	2.8	81.3
13)	Heinicke, Was.	128	71	55.5	750	5.86	6	4.7	6	4.7	68.8
14)	Darnold, Car.	108	62	57.4	522	4.83	2	1.9	3	2.8	64.7

WEEK 18 / THROUGH SUNDAY, JANUARY 9, 2022**NFC / LEADING RUSHERS**

Rank	Player, Team	Att	Yards	Avg	Long	TD
1)	Cook, Min.	249	1159	4.7	66	6
2)	Gibson, Was.	258	1037	4.0	27	7
3)	Elliott, Dal.	237	1002	4.2	47	10
4)	*Mitchell, S.F.	207	963	4.7	39	5
5)	Kamara, N.O.	240	898	3.7	30	4
6)	Montgomery, Chi.	225	849	3.8	41	7
7)	Michel, LA-R	208	845	4.1	39	4
8)	Fournette, T.B.	180	812	4.5	47t	8
9)	Dillon, G.B.	187	803	4.3	36	5
10)	Jones, G.B.	171	799	4.7	57	4
11)	Hurts, Phi. (QB)	139	784	5.6	31	10
12)	Sanders, Phi.	137	754	5.5	38	0
13)	Conner, Ariz	202	752	3.7	35	15
14)	Penny, Sea.	119	749	6.3	62t	6
15)	Pollard, Dal.	130	719	5.5	58t	2
16)	Henderson, LA-R	149	688	4.6	29	5
17)	Patterson, Atl.	153	618	4.0	39	6
18)	Swift, Det.	151	617	4.1	57t	5
19)	*Hubbard, Car.	172	612	3.6	26	5
20)	J. Williams, Det.	153	601	3.9	20	3
21t)	Barkley, NY-G	162	593	3.7	41	2
21t)	Booker, NY-G	145	593	4.1	31	2
23)	Edmonds, Ariz	116	592	5.1	54	2
24)	Ingram, Hou.-N.O.	160	554	3.5	28	2
25)	M. Davis, Atl.	138	503	3.6	18	3
26)	Mattison, Min.	134	491	3.7	48	3
27)	McCaffrey, Car.	99	442	4.5	18	1
28)	*Herbert, Chi.	103	433	4.2	29	2
29)	R. Jones, T.B.	101	428	4.2	30	4
30)	K. Murray, Ariz (QB)	88	423	4.8	57	5
31)	*Fields, Chi. (QB)	72	420	5.8	23	2
32)	Collins, Sea.	108	411	3.8	25	2
33)	Howard, Phi.	86	406	4.7	25	3
34)	Hill, N.O. (QB)	70	374	5.3	44t	5
35)	B. Scott, Phi.	87	373	4.3	23	7
36)	Samuel, S.F. (WR)	59	365	6.2	49	8
37)	Heinicke, Was. (QB)	60	313	5.2	38	1
38)	D. Jones, NY-G (QB)	62	298	4.8	46	2
39)	Je. Wilson, S.F.	79	294	3.7	17	2
40)	*Gainwell, Phi.	68	291	4.3	18t	5
41)	*Patterson, Was.	68	266	3.9	13	2
42)	Carson, Sea.	54	232	4.3	33	3
43t)	Newton, Car. (QB)	47	230	4.9	33	5
43t)	C. Reynolds, Det.	55	230	4.2	35	0
45)	Darnold, Car. (QB)	48	222	4.6	30	5
46)	McKissic, Was.	48	212	4.4	15	2
47)	Wilson, Sea. (QB)	43	183	4.3	17	2
48)	Vaughn, T.B.	36	180	5.0	55t	2
49)	Homer, Sea.	21	177	8.4	73t	1
50)	*Lance, S.F. (QB)	38	168	4.4	15	1

NFC / THIRD-AND-ONE RUSHING LEADERS

Rank	Player, Team	Att	FD	Pct
1t)	Garoppolo, S.F.	7	7	100.0
1t)	R. Jones, T.B.	5	5	100.0
1t)	Penny, NY-G	5	5	100.0
1t)	Wilson, Sea.	5	5	100.0
5)	J. Williams, Det.	10	9	90.0
6t)	*Hubbard, Car.	7	6	85.7
6t)	Hurts, Phi.	7	6	85.7
8t)	Booker, NY-G	6	5	83.3
8t)	Darnold, Car.	6	5	83.3
10)	Fournette, T.B.	11	9	81.8
11)	Dillon, G.B.	10	8	80.0
12)	Elliott, Dal.	12	9	75.0
13)	Conner, Ariz	21	15	71.4
14)	Gibson, Was.	17	12	70.6
15t)	Cook, Min.	8	5	62.5
15t)	Montgomery, Chi.	8	5	62.5
17)	Michel, LA-R	12	7	58.3

WEEK 18 / THROUGH SUNDAY, JANUARY 9, 2022**NFC / LEADERS IN RECEPTIONS**

Rank	Player, Team	Rec	Yards	Avg	Long	TD
1)	Kupp, LA-R	145	1947	13.4	59	16
2)	Adams, G.B.	123	1553	12.6	59	11
3)	Jefferson, Min.	108	1616	15.0	56	10
4)	Godwin, T.B.	98	1103	11.3	44	5
5)	D.J. Moore, Car.	93	1157	12.4	64	4
6)	*St. Brown, Det.	90	912	10.1	37t	5
7)	Mooney, Chi.	81	1055	13.0	64	4
8)	Lamb, Dal.	79	1102	13.9	49t	6
9)	Schultz, Dal. (TE)	78	808	10.4	32t	8
10t)	Samuel, S.F.	77	1405	18.2	83	6
10t)	McLaurin, Was.	77	1053	13.7	46	5
10t)	Kirk, Ariz	77	982	12.8	50	5
13)	Metcalf, Sea.	75	967	12.9	84t	12
14t)	Evans, T.B.	74	1035	14.0	46	14
14t)	Ertz, Phi.-Ariz (TE)	74	763	10.3	47t	5
16)	Lockett, Sea.	73	1175	16.1	69t	8
17)	Kittle, S.F. (TE)	71	910	12.8	48t	6
18)	Fournette, T.B. (RB)	69	454	6.6	23	2
19t)	*K. Pitts, Atl. (TE)	68	1026	15.1	61	1
19t)	Cooper, Dal.	68	865	12.7	41	8
21)	Thielen, Min.	67	726	10.8	35	10
22)	Gage, Atl.	66	770	11.7	49t	4
23)	*Smith, Phi.	64	916	14.3	46	5
24)	Swift, Det. (RB)	62	452	7.3	63t	2
25t)	Conklin, Min. (TE)	61	593	9.7	40	3
25t)	Hockenson, Det. (TE)	61	583	9.6	33	4
25t)	Higbee, LA-R (TE)	61	560	9.2	37	5
28)	Kmet, Chi. (TE)	60	612	10.2	25	0
29t)	Goedert, Phi. (TE)	56	830	14.8	45	4
29t)	Aiyuk, S.F.	56	826	14.8	43	5
31)	Gronkowski, T.B. (TE)	55	802	14.6	42	6
32t)	Green, Ariz	54	848	15.7	42	3
32t)	*Moore, Ariz	54	435	8.1	77t	1
34)	Anderson, Car.	53	519	9.8	57t	5
35t)	Patterson, Atl. (RB)	52	548	10.5	64	5
35t)	Jones, G.B. (RB)	52	391	7.5	26	6
37t)	Jefferson, LA-R	50	802	16.0	79t	6
37t)	Osborn, Min.	50	655	13.1	64t	7
39t)	Raymond, Det.	48	576	12.0	75t	4
39t)	Everett, Sea. (TE)	48	478	10.0	41	4
41t)	Kamara, N.O. (RB)	47	439	9.3	31	5
41t)	Elliott, Dal. (RB)	47	287	6.1	21	2
43t)	Callaway, N.O.	46	698	15.2	58	6
43t)	Engram, NY-G (TE)	46	408	8.9	30t	3
45t)	C. Wilson, Dal.	45	602	13.4	73t	6
45t)	Woods, LA-R	45	556	12.4	28	4
47t)	Beckham, Cle.-LA-R	44	537	12.2	54t	5
47t)	M. Davis, Atl. (RB)	44	259	5.9	20	1
49t)	Watkins, Phi.	43	647	15.0	91	1
49t)	McKissic, Was. (RB)	43	397	9.2	56	2
49t)	Edmonds, Ariz (RB)	43	311	7.2	36	0

WEEK 18 / THROUGH SUNDAY, JANUARY 9, 2022**NFC / RECEIVING YARDAGE LEADERS**

Rank	Player, Team	Yards	Rec	Avg	Long	TD
1)	Kupp, LA-R	1947	145	13.4	59	16
2)	Jefferson, Min.	1616	108	15.0	56	10
3)	Adams, G.B.	1553	123	12.6	59	11
4)	Samuel, S.F.	1405	77	18.2	83	6
5)	Lockett, Sea.	1175	73	16.1	69t	8
6)	D.J. Moore, Car.	1157	93	12.4	64	4
7)	Godwin, T.B.	1103	98	11.3	44	5
8)	Lamb, Dal.	1102	79	13.9	49t	6
9)	Mooney, Chi.	1055	81	13.0	64	4
10)	McLaurin, Was.	1053	77	13.7	46	5
11)	Evans, T.B.	1035	74	14.0	46	14
12)	*K. Pitts, Atl. (TE)	1026	68	15.1	61	1
13)	Kirk, Ariz	982	77	12.8	50	5
14)	Metcalfe, Sea.	967	75	12.9	84t	12
15)	*Smith, Phi.	916	64	14.3	46	5
16)	*St. Brown, Det.	912	90	10.1	37t	5
17)	Kittle, S.F. (TE)	910	71	12.8	48t	6
18)	Cooper, Dal.	865	68	12.7	41	8
19)	Green, Ariz	848	54	15.7	42	3
20)	Goedert, Phi. (TE)	830	56	14.8	45	4
21)	Aiyuk, S.F.	826	56	14.8	43	5
22)	Schultz, Dal. (TE)	808	78	10.4	32t	8
23t)	Gronkowski, T.B. (TE)	802	55	14.6	42	6
23t)	Jefferson, LA-R	802	50	16.0	79t	6
25)	Gage, Atl.	770	66	11.7	49t	4
26)	Ertz, Phi.-Ariz (TE)	763	74	10.3	47t	5
27)	Thielen, Min.	726	67	10.8	35	10
28)	Callaway, N.O.	698	46	15.2	58	6
29)	Osborn, Min.	655	50	13.1	64t	7
30)	Watkins, Phi.	647	43	15.0	91	1
31)	Kmet, Chi. (TE)	612	60	10.2	25	0
32)	C. Wilson, Dal.	602	45	13.4	73t	6
33)	Conklin, Min. (TE)	593	61	9.7	40	3
34)	Hockenson, Det. (TE)	583	61	9.6	33	4
35)	Raymond, Det.	576	48	12.0	75t	4
36)	Hopkins, Ariz	572	42	13.6	55	8
37)	Harris, N.O.	570	36	15.8	72t	3
38)	Higbee, LA-R (TE)	560	61	9.2	37	5
39)	Woods, LA-R	556	45	12.4	28	4
40)	Patterson, Atl. (RB)	548	52	10.5	64	5
41)	A. Brown, T.B.	545	42	13.0	62t	4
42)	Beckham, Cle.-LA-R	537	44	12.2	54t	5
43)	Golladay, NY-G	521	37	14.1	36	0
44)	Anderson, Car.	519	53	9.8	57t	5
45)	Lazard, G.B.	513	40	12.8	42	8
46)	Everett, Sea. (TE)	478	48	10.0	41	4
47)	Fournette, T.B. (RB)	454	69	6.6	23	2
48)	Swift, Det. (RB)	452	62	7.3	63t	2
49)	Gallup, Dal.	445	35	12.7	41	2
50)	Kamara, N.O. (RB)	439	47	9.3	31	5

WEEK 18 / THROUGH SUNDAY, JANUARY 9, 2022

NFC / THIRD-DOWN RECEIVING LEADERS

Rank	Player, Team	Rec	Yards	Avg	Long	TD
1)	Jefferson, Min.	36	628	17.4	50t	7
2t)	Kupp, LA-R	31	506	16.3	59	2
2t)	Adams, G.B.	31	404	13.0	50	3
4t)	D.J. Moore, Car.	24	331	13.8	64	1
4t)	*St. Brown, Det.	24	225	9.4	20t	2
6)	Gage, Atl.	23	273	11.9	21	1
7t)	Evans, T.B.	20	309	15.5	41t	6
7t)	Godwin, T.B.	20	180	9.0	25	2
9t)	Metcalf, Sea.	19	300	15.8	41t	2
9t)	*K. Pitts, Atl. (TE)	19	258	13.6	29	0
9t)	Osborn, Min.	19	210	11.1	30	1
9t)	Thielen, Min.	19	176	9.3	19	3
13t)	Samuel, S.F.	18	331	18.4	83	1
13t)	Mooney, Chi.	18	157	8.7	22	0
15t)	Callaway, N.O.	17	260	15.3	40	4
15t)	Lamb, Dal.	17	227	13.4	49t	3
15t)	Robinson, Chi.	17	220	12.9	39	1
15t)	Engram, NY-G (TE)	17	149	8.8	18	2
19t)	Watkins, Phi.	16	317	19.8	53	1
19t)	C. Wilson, Dal.	16	293	18.3	73t	3
19t)	*Smith, Phi.	16	216	13.5	33	3
19t)	Ertz, Phi.-Ariz (TE)	16	151	9.4	20	1
23t)	Schultz, Dal. (TE)	15	173	11.5	30	2
23t)	McKissic, Was. (RB)	15	158	10.5	30t	1
23t)	Humphries, Was.	15	129	8.6	23	0
23t)	*Moore, Ariz	15	102	6.8	18	0
27t)	Green, Ariz	14	384	27.4	42	1
27t)	Kirk, Ariz	14	227	16.2	35	4
27t)	Aiyuk, S.F.	14	226	16.1	43	3
27t)	Kittle, S.F. (TE)	14	216	15.4	39	1
27t)	Cooper, Dal.	14	197	14.1	41	2
27t)	Beckham, Cle.-LA-R	14	164	11.7	40	2
27t)	Higbee, LA-R (TE)	14	139	9.9	26	3
27t)	Conklin, Min. (TE)	14	123	8.8	31	0
35t)	Lockett, Sea.	13	305	23.5	55	3
35t)	Woods, LA-R	13	162	12.5	22	1
35t)	Swift, Det. (RB)	13	121	9.3	63t	1
35t)	Everett, Sea. (TE)	13	103	7.9	20	2
39t)	Jefferson, LA-R	12	233	19.4	79t	3
39t)	A. Brown, T.B.	12	222	18.5	62t	1
39t)	Cobb, G.B.	12	203	16.9	54	2
39t)	Harris, N.O.	12	202	16.8	72t	1
39t)	Goedert, Phi. (TE)	12	196	16.3	25t	1
39t)	Smith, N.O.	12	169	14.1	34	1
39t)	Lazard, G.B.	12	146	12.2	42	4
39t)	Patterson, Atl. (RB)	12	146	12.2	34	3
39t)	Ridley, Atl.	12	128	10.7	22	1
39t)	Kmet, Chi. (TE)	12	107	8.9	15	0
39t)	Hockenson, Det. (TE)	12	101	8.4	15	1
39t)	M. Davis, Atl. (RB)	12	82	6.8	20	1
39t)	Raymond, Det.	12	72	6.0	12	1
39t)	Bernard, T.B. (RB)	12	56	4.7	10t	2
39t)	Jones, G.B. (RB)	12	41	3.4	10	0

WEEK 18 / THROUGH SUNDAY, JANUARY 9, 2022

NFC / LEADING SCORERS, NONKICKERS

Rank	Player, Team	TD	Rush	Rec	Ret	X2	Pts
1)	Conner, Ariz (RB)	18	15	3	0	0	108
2)	Kupp, LA-R (WR)	16	0	16	0	1	98
3t)	Evans, T.B. (WR)	14	0	14	0	0	84
3t)	Samuel, S.F. (WR)	14	8	6	0	0	84
5)	Elliott, Dal. (RB)	12	10	2	0	3	78
6)	Metcalfe, Sea. (WR)	12	0	12	0	0	72
7t)	Adams, G.B. (WR)	11	0	11	0	0	66
7t)	Patterson, Atl. (RB)	11	6	5	0	0	66
9)	Gibson, Was. (RB)	10	7	3	0	1	62
10t)	Fournette, T.B. (RB)	10	8	2	0	0	60
10t)	Hurts, Phi. (QB)	10	10	0	0	0	60
10t)	Jefferson, Min. (WR)	10	0	10	0	0	60
10t)	Jones, G.B. (RB)	10	4	6	0	0	60
10t)	Thielen, Min. (WR)	10	0	10	0	0	60
15)	Kamara, N.O. (RB)	9	4	5	0	0	54
16t)	Lockett, Sea. (WR)	8	0	8	0	1	50
16t)	Schultz, Dal. (TE)	8	0	8	0	1	50
18t)	Cooper, Dal. (WR)	8	0	8	0	0	48
18t)	Henderson, LA-R (RB)	8	5	3	0	0	48
18t)	Hopkins, Ariz (WR)	8	0	8	0	0	48
18t)	Lazard, G.B. (WR)	8	0	8	0	0	48
22t)	Dillon, G.B. (RB)	7	5	2	0	0	42
22t)	Montgomery, Chi. (RB)	7	7	0	0	0	42
22t)	Osborn, Min. (WR)	7	0	7	0	0	42
22t)	B. Scott, Phi. (RB)	7	7	0	0	0	42
22t)	Swift, Det. (RB)	7	5	2	0	0	42
27)	*St. Brown, Det. (WR)	6	1	5	0	2	40
28t)	Cook, Min. (RB)	6	6	0	0	1	38
28t)	*Gainwell, Phi. (RB)	6	5	1	0	1	38
28t)	C. Wilson, Dal. (WR)	6	0	6	0	1	38
31t)	Callaway, N.O. (WR)	6	0	6	0	0	36
31t)	Godwin, T.B. (WR)	6	1	5	0	0	36
31t)	Gronkowski, T.B. (TE)	6	0	6	0	0	36
31t)	*Hubbard, Car. (RB)	6	5	1	0	0	36
31t)	Jefferson, LA-R (WR)	6	0	6	0	0	36
31t)	Kittle, S.F. (TE)	6	0	6	0	0	36
31t)	Lamb, Dal. (WR)	6	0	6	0	0	36
31t)	*Mitchell, S.F. (RB)	6	5	1	0	0	36
31t)	Penny, Sea. (RB)	6	6	0	0	0	36
40t)	Aiyuk, S.F. (WR)	5	0	5	0	1	32
40t)	*Smith, Phi. (WR)	5	0	5	0	1	32
40t)	Woods, LA-R (WR)	5	1	4	0	1	32
43t)	Anderson, Car. (WR)	5	0	5	0	0	30
43t)	Beckham, Cle.-LA-R (WR)	5	0	5	0	0	30
43t)	Cobb, G.B. (WR)	5	0	5	0	0	30
43t)	Darnold, Car. (QB)	5	5	0	0	0	30
43t)	Ertz, Phi.-Ariz (TE)	5	0	5	0	0	30
43t)	Higbee, LA-R (TE)	5	0	5	0	0	30
43t)	Hill, N.O. (QB)	5	5	0	0	0	30
43t)	Jennings, S.F. (WR)	5	0	5	0	0	30
43t)	Kirk, Ariz (WR)	5	0	5	0	0	30
43t)	McLaurin, Was. (WR)	5	0	5	0	0	30
43t)	Michel, LA-R (RB)	5	4	1	0	0	30
43t)	Mooney, Chi. (WR)	5	1	4	0	0	30
43t)	K. Murray, Ariz (QB)	5	5	0	0	0	30
43t)	Newton, Car. (QB)	5	5	0	0	0	30

WEEK 18 / THROUGH SUNDAY, JANUARY 9, 2022**NFC / LEADING SCORERS, KICKERS**

Rank	Player, Team	PAT	FG	Pct	Long	Pts
1)	Gay, LA-R	48/49	32/34	.941	55	144
2)	Prater, Ariz	47/49	30/37	.811	62	137
3)	Joseph, Min.	36/40	33/38	.868	55	135
4)	Elliott, Phi.	44/44	30/33	.909	58	134
5)	Succop, T.B.	56/59	25/30	.833	48	131
6)	Zuerlein, Dal.	42/48	29/35	.829	56	129
7)	Crosby, G.B.	49/51	25/34	.735	54	124
8)	Koo, Atl.	30/30	27/29	.931	54	111
9)	Santos, Chi.	27/28	26/30	.867	47	105
10)	Gano, NY-G	17/17	29/33	.879	55	104
11)	Gould, S.F.	39/40	20/23	.870	52	99
12)	Myers, Sea.	44/47	17/23	.739	53	95
13)	Slye, Hou.-S.F.-Was.	18/22	23/25	.920	56	87
14)	Gonzalez, Det.-Car.	22/23	20/22	.909	57	82
15)	Maher, N.O.	10/12	16/18	.889	42	58
16)	*Patterson, N.E.-Det.	16/16	13/14	.929	49	55
17)	*B. Johnson, ALL totals	9/13	10/10	1.000	52	39
18)	Seibert, Det.	5/ 5	10/12	.833	52	35
19t)	Hajrullahu, ALL totals	8/ 8	4/ 5	.800	35	20
19t)	Rosas, N.O.-Det.	14/14	2/ 5	.400	44	20
21)	Santoso, ALL totals	6/ 8	4/ 5	.800	35	18
22)	Eberle, Car.-Hou.-Car.	5/ 5	2/ 3	.667	51	11
23)	Parkey, N.O.	3/ 5	0/ 0	---	--	3
24)	Wishnowsky, S.F.	1/ 2	0/ 1	.000	--	1
25t)	*Kessman, NY-J-Car.	0/ 2	0/ 0	---	--	0
25t)	Pinion, T.B.	0/ 0	0/ 1	.000	--	0

NFC / TOUCHBACKS ON KICKOFFS

Rank	Player, Team	TB
1)	Zuerlein, Dal.	80
2)	Joseph, Min.	76
3)	Prater, Ariz	73
4)	Pinion, T.B.	71
5)	Gay, LA-R	65
6)	Elliott, Phi.	61
7)	Crosby, G.B.	43
8)	Slye, Hou.-S.F.-Was.	37
9)	Gonzalez, Det.-Car.	35
10)	Santos, Chi.	34
11)	Myers, Sea.	31
12)	Koo, Atl.	29
13)	Gano, NY-G	27
14)	Wishnowsky, S.F.	21
15)	Fox, Det.	19
16t)	Maher, N.O.	18
16t)	Rosas, N.O.-Det.	18
18)	*B. Johnson, ALL totals	16
19t)	Hajrullahu, ALL totals	12
19t)	Santoso, ALL totals	12
21)	Gould, S.F.	8
22)	Hofrichter, T.B.	6
23)	Seibert, Det.	5
24)	Eberle, Car.-Hou.-Car.	3
25)	Gillikin, N.O.	2
26t)	*Kessman, NY-J-Car.	1
26t)	Parkey, N.O.	1

WEEK 18 / THROUGH SUNDAY, JANUARY 9, 2022

NFC / MOST YARDS FROM SCRIMMAGE

Rank	Player, Team	Total			Rushing			Receiving		
		Yards	Att+Rec	Avg	Yards	Att	Avg	Yards	Rec	Avg
1)	Kupp, LA-R (WR)	1965	149	13.2	18	4	4.5	1947	145	13.4
2)	Samuel, S.F. (WR)	1770	136	13.0	365	59	6.2	1405	77	18.2
3)	Jefferson, Min. (WR)	1630	114	14.3	14	6	2.3	1616	108	15.0
4)	Adams, G.B. (WR)	1553	123	12.6	0	0	---	1553	123	12.6
5)	Cook, Min. (RB)	1383	283	4.9	1159	249	4.7	224	34	6.6
6)	Kamara, N.O. (RB)	1337	287	4.7	898	240	3.7	439	47	9.3
7)	Gibson, Was. (RB)	1331	300	4.4	1037	258	4.0	294	42	7.0
8)	Elliott, Dal. (RB)	1289	284	4.5	1002	237	4.2	287	47	6.1
9)	Fournette, T.B. (RB)	1266	249	5.1	812	180	4.5	454	69	6.6
10)	D.J. Moore, Car. (WR)	1205	101	11.9	48	8	6.0	1157	93	12.4
11)	Jones, G.B. (RB)	1190	223	5.3	799	171	4.7	391	52	7.5
12)	Lockett, Sea. (WR)	1184	75	15.8	9	2	4.5	1175	73	16.1
13)	Lamb, Dal. (WR)	1178	88	13.4	76	9	8.4	1102	79	13.9
14)	Patterson, Atl. (RB)	1166	205	5.7	618	153	4.0	548	52	10.5
15)	Montgomery, Chi. (RB)	1150	267	4.3	849	225	3.8	301	42	7.2
16)	Conner, Ariz (RB)	1127	239	4.7	752	202	3.7	375	37	10.1
17)	Godwin, T.B. (WR)	1124	102	11.0	21	4	5.3	1103	98	11.3
18)	Dillon, G.B. (RB)	1116	221	5.0	803	187	4.3	313	34	9.2
19)	*Mitchell, S.F. (RB)	1100	226	4.9	963	207	4.7	137	19	7.2
20)	Mooney, Chi. (WR)	1087	87	12.5	32	6	5.3	1055	81	13.0
21)	Swift, Det. (RB)	1069	213	5.0	617	151	4.1	452	62	7.3
22)	McLaurin, Was. (WR)	1065	78	13.7	12	1	12.0	1053	77	13.7
23)	Pollard, Dal. (RB)	1056	169	6.2	719	130	5.5	337	39	8.6
24)	Evans, T.B. (WR)	1045	75	13.9	10	1	10.0	1035	74	14.0
25)	*K. Pitts, Atl. (TE)	1026	68	15.1	0	0	---	1026	68	15.1
26)	Kirk, Ariz (WR)	993	78	12.7	11	1	11.0	982	77	12.8
27t)	Metcalfe, Sea. (WR)	973	76	12.8	6	1	6.0	967	75	12.9
27t)	Michel, LA-R (RB)	973	229	4.2	845	208	4.1	128	21	6.1
27t)	*St. Brown, Det. (WR)	973	97	10.0	61	7	8.7	912	90	10.1
30)	Kittle, S.F. (TE)	930	74	12.6	20	3	6.7	910	71	12.8
31)	*Smith, Phi. (WR)	916	64	14.3	0	0	---	916	64	14.3
32)	Sanders, Phi. (RB)	912	163	5.6	754	137	5.5	158	26	6.1
33)	Edmonds, Ariz (RB)	903	159	5.7	592	116	5.1	311	43	7.2
34)	Cooper, Dal. (WR)	865	68	12.7	0	0	---	865	68	12.7
35)	Henderson, LA-R (RB)	864	178	4.9	688	149	4.6	176	29	6.1
36)	Booker, NY-G (RB)	861	185	4.7	593	145	4.1	268	40	6.7
37)	Barkley, NY-G (RB)	856	203	4.2	593	162	3.7	263	41	6.4
38)	Green, Ariz (WR)	848	54	15.7	0	0	---	848	54	15.7
39)	Aiyuk, S.F. (WR)	843	61	13.8	17	5	3.4	826	56	14.8
40)	Goedert, Phi. (TE)	830	56	14.8	0	0	---	830	56	14.8
41)	Jefferson, LA-R (WR)	822	52	15.8	20	2	10.0	802	50	16.0
42)	Schultz, Dal. (TE)	808	78	10.4	0	0	---	808	78	10.4
43)	Gronkowski, T.B. (TE)	802	55	14.6	0	0	---	802	55	14.6
44)	Penny, Sea. (RB)	797	125	6.4	749	119	6.3	48	6	8.0
45)	*Hubbard, Car. (RB)	786	197	4.0	612	172	3.6	174	25	7.0
46)	McCaffrey, Car. (RB)	785	136	5.8	442	99	4.5	343	37	9.3
47)	Hurts, Phi. (QB)	784	139	5.6	784	139	5.6	0	0	---
48)	Gage, Atl. (WR)	770	66	11.7	0	0	---	770	66	11.7
49)	Ertz, Phi.-Ariz (TE)	767	75	10.2	4	1	4.0	763	74	10.3
50)	M. Davis, Atl. (RB)	762	182	4.2	503	138	3.6	259	44	5.9

WEEK 18 / THROUGH SUNDAY, JANUARY 9, 2022**NFC / LEADERS IN FIRST DOWNS**

Rank	Player, Team	Rush	Rec	Tot
1)	Kupp, LA-R (WR)	1	89	90
2)	Adams, G.B. (WR)	0	84	84
3)	Gibson, Was. (RB)	65	12	77
4)	Jefferson, Min. (WR)	1	75	76
5)	Fournette, T.B. (RB)	45	30	75
6)	Montgomery, Chi. (RB)	55	18	73
7)	Samuel, S.F. (WR)	21	51	72
8t)	Conner, Ariz (RB)	53	18	71
8t)	Elliott, Dal. (RB)	55	16	71
10)	Cook, Min. (RB)	57	9	66
11)	Dillon, G.B. (RB)	50	15	65
12)	D.J. Moore, Car. (WR)	4	60	64
13)	Kamara, N.O. (RB)	42	20	62
14t)	Godwin, T.B. (WR)	4	55	59
14t)	Jones, G.B. (RB)	37	22	59
16)	Lamb, Dal. (WR)	4	54	58
17)	Evans, T.B. (WR)	1	56	57
18)	Hurts, Phi. (QB)	56	0	56
19t)	Michel, LA-R (RB)	49	6	55
19t)	Patterson, Atl. (RB)	29	26	55
21)	*Mitchell, S.F. (RB)	47	6	53
22)	Mooney, Chi. (WR)	2	49	51
23t)	Pollard, Dal. (RB)	35	15	50
23t)	*St. Brown, Det. (WR)	2	48	50
25t)	McLaurin, Was. (WR)	1	47	48
25t)	Metcalfe, Sea. (WR)	0	48	48
25t)	J. Williams, Det. (RB)	42	6	48
28)	Henderson, LA-R (RB)	39	8	47
29)	Swift, Det. (RB)	28	18	46
30t)	Cooper, Dal. (WR)	0	45	45
30t)	Kirk, Ariz (WR)	1	44	45
32)	*Hubbard, Car. (RB)	36	8	44
33t)	Edmonds, Ariz (RB)	32	11	43
33t)	*K. Pitts, Atl. (TE)	0	43	43
33t)	Schultz, Dal. (TE)	0	43	43
33t)	*Smith, Phi. (WR)	0	43	43
37t)	Booker, NY-G (RB)	31	11	42
37t)	Goedert, Phi. (TE)	0	42	42
37t)	Kittle, S.F. (TE)	0	42	42
40)	Lockett, Sea. (WR)	0	41	41
41t)	Barkley, NY-G (RB)	27	13	40
41t)	Ertz, Phi.-Ariz (TE)	0	40	40
41t)	McCaffrey, Car. (RB)	19	21	40
44)	Sanders, Phi. (RB)	33	6	39
45)	Mattison, Min. (RB)	28	10	38
46t)	Aiyuk, S.F. (WR)	0	37	37
46t)	Gage, Atl. (WR)	0	37	37
46t)	Green, Ariz (WR)	0	37	37
46t)	Thielen, Min. (WR)	0	37	37
50)	Woods, LA-R (WR)	1	34	35

WEEK 18 / THROUGH SUNDAY, JANUARY 9, 2022**NFC / LEADING PUNTERS**

Rank	Player, Team	No	Yards	Lg	Avg	TB	Blk	Dwn	OB	Opp Ret	In	Net
1)	Fox, Det.	65	3198	70	49.2	7	0	11	2	35	308	17 42.3
2)	Lee, Ariz	51	2501	62	49.0	5	0	5	3	30	265	12 41.9
3)	Anger, Dal.	65	3143	63	48.4	4	0	7	5	25	163	24 44.6
4)	Way, Was.	60	2901	66	48.4	7	1	8	5	26	237	22 41.4
5)	Gillikin, N.O.	83	3956	63	47.7	4	0	11	7	43	391	29 42.0
6)	Morstead, NY-J-Atl.	45	2123	64	47.2	2	0	4	3	19	191	18 42.0
7)	Dickson, Sea.	83	3895	68	46.9	10	0	13	6	32	234	40 41.7
8)	Bojorquez, G.B.	53	2467	82	46.5	4	0	7	9	21	268	18 40.0
9)	Berry, Min.	78	3624	64	46.5	3	1	10	11	39	339	26 40.8
10)	O'Donnell, Chi.	62	2865	72	46.2	5	0	7	3	34	375	19 38.5
11)	Wishnowsky, S.F.	57	2566	67	45.0	5	0	10	7	20	156	21 40.5
12)	Dixon, NY-G	74	3283	63	44.4	6	0	17	8	28	237	24 39.5
13)	Hekker, LA-R	51	2252	59	44.2	1	0	8	8	9	60	23 42.6
14)	Siposs, Phi.	55	2416	68	43.9	3	0	10	6	24	225	17 38.7
15)	Pinion, T.B.	56	2378	65	42.5	2	0	8	8	21	162	23 38.9

NFC / LEADING PUNTERS, NET AVERAGE

Rank	Player, Team	No	Yards	Lg	Avg	TB	Blk	Dwn	OB	Opp Ret	In	Net
1)	Anger, Dal.	65	3143	63	48.4	4	0	7	5	25	163	24 44.6
2)	Hekker, LA-R	51	2252	59	44.2	1	0	8	8	9	60	23 42.6
3)	Fox, Det.	65	3198	70	49.2	7	0	11	2	35	308	17 42.3
4)	Morstead, NY-J-Atl.	45	2123	64	47.2	2	0	4	3	19	191	18 42.0
5)	Gillikin, N.O.	83	3956	63	47.7	4	0	11	7	43	391	29 42.0
6)	Lee, Ariz	51	2501	62	49.0	5	0	5	3	30	265	12 41.9
7)	Dickson, Sea.	83	3895	68	46.9	10	0	13	6	32	234	40 41.7
8)	Way, Was.	60	2901	66	48.4	7	1	8	5	26	237	22 41.4
9)	Berry, Min.	78	3624	64	46.5	3	1	10	11	39	339	26 40.8
10)	Wishnowsky, S.F.	57	2566	67	45.0	5	0	10	7	20	156	21 40.5
11)	Bojorquez, G.B.	53	2467	82	46.5	4	0	7	9	21	268	18 40.0
12)	Dixon, NY-G	74	3283	63	44.4	6	0	17	8	28	237	24 39.5
13)	Pinion, T.B.	56	2378	65	42.5	2	0	8	8	21	162	23 38.9
14)	Siposs, Phi.	55	2416	68	43.9	3	0	10	6	24	225	17 38.7
15)	O'Donnell, Chi.	62	2865	72	46.2	5	0	7	3	34	375	19 38.5

NFC / PUNT RETURN LEADERS

Rank	Player, Team	Ret	FC	Yards	Avg	Long	TD
1)	Grant, Mia.-Chi.	26	2	309	11.9	97t	1
2)	Erickson, Car.	23	30	204	8.9	22	0
3)	Swain, Sea.	22	22	189	8.6	22	0
4)	Westbrook, Min.	22	18	183	8.3	45	0
5)	Reagor, Phi.	31	15	227	7.3	39	0
6)	Aiyuk, S.F.	29	12	208	7.2	27	0

NFC / KICKOFF RETURN LEADERS

Rank	Player, Team	Ret	Yards	Avg	Long	TD
1)	Carter, Was.	36	904	25.1	101t	1
2)	Igwebuike, Det.	28	697	24.9	47	0
3)	*Herbert, Chi.	27	650	24.1	50	0
4)	Harris, N.O.	29	690	23.8	39	0
5)	Grant, Mia.-Chi.	23	539	23.4	34	0
6)	Dallas, Sea.	33	764	23.2	40	0
7)	Abdullah, Min.-Car.	29	646	22.3	45	0
8)	*A. Williams, Atl.	23	490	21.3	38	0

WEEK 18 / THROUGH SUNDAY, JANUARY 9, 2022**NFC / LEADERS IN INTERCEPTIONS**

Rank	Player, Team	Int	Yards	Avg	Long	TD
1)	Diggs, Dal.	11	142	12.9	59t	2
2)	Oruwariye, Det.	6	73	12.2	50	0
3t)	Douglas, Ariz-G.B.	5	105	21.0	55t	2
3t)	Diggs, Sea.	5	68	13.6	29	0
3t)	X. McKinney, NY-G	5	64	12.8	41t	1
6t)	McCain, Was.	4	63	15.8	30t	1
6t)	Murphy, Ariz	4	49	12.3	29t	1
6t)	Ramsey, LA-R	4	41	10.3	25	0
6t)	Rapp, LA-R	4	31	7.8	18	0
6t)	Bradberry, NY-G	4	19	4.8	14	0
11t)	Baker, Ariz	3	101	33.7	77	0
11t)	Lewis, Dal.	3	88	29.3	66	0
11t)	P. Williams, N.O.	3	86	28.7	46	1
11t)	Oluokun, Atl.	3	80	26.7	56	0
11t)	Slay, Phi.	3	76	25.3	51t	1
11t)	Woods, Min.	3	54	18.0	27	0
11t)	*Adebo, N.O.	3	50	16.7	33	0
11t)	J. Thompson, Ariz	3	49	16.3	33	0
11t)	Edwards, T.B.	3	46	15.3	31t	2
11t)	A. Brown, Dal.	3	45	15.0	45t	1
11t)	Gardner-Johnson, N.O.	3	45	15.0	26	0
11t)	Terrell, Atl.	3	42	14.0	35	0
11t)	Lattimore, N.O.	3	35	11.7	20	0
11t)	Sullivan, G.B.	3	14	4.7	13	0
11t)	Barr, Min.	3	11	3.7	8	0

WEEK 18 / THROUGH SUNDAY, JANUARY 9, 2022**NFC / LEADERS IN SACKS**

Rank	Player, Team	Sacks
1)	Quinn, Chi. (LB)	18.5
2)	Bosa, S.F. (DE)	15.5
3)	*Parsons, Dal. (LB)	13.0
4t)	Donald, LA-R (DE)	12.5
4t)	Jordan, N.O. (DE)	12.5
6t)	Golden, Ariz (LB)	11.0
6t)	Reddick, Car. (LB)	11.0
8)	C. Jones, Ariz (LB)	10.5
9)	Barrett, T.B. (LB)	10.0
10t)	Floyd, LA-R (LB)	9.5
10t)	Gary, G.B. (LB)	9.5
10t)	Miller, Den.-LA-R (LB)	9.5
13t)	J. Allen, Was. (DT)	9.0
13t)	Burns, Car. (DE)	9.0
13t)	Davenport, N.O. (DE)	9.0
13t)	P. Smith, G.B. (LB)	9.0
17)	Dunlap, Sea. (DE)	8.5
18t)	*Ojulari, NY-G (LB)	8.0
18t)	Wonnum, Min. (DE)	8.0
20t)	Hargrave, Phi. (DT)	7.5
20t)	C. Harris, Det. (LB)	7.5
20t)	Sweat, Phi. (DE)	7.5
23)	Tr. Gipson, Chi. (LB)	7.0
24t)	Green, Sea. (DE)	6.5
24t)	Key, S.F. (DE)	6.5
24t)	Taylor, Sea. (DE)	6.5
24t)	L. Williams, NY-G (DE)	6.5
28t)	Armstead, S.F. (DT)	6.0
28t)	Gregory, Dal. (DE)	6.0
28t)	Hunter, Min. (DE)	6.0
28t)	K. Mack, Chi. (LB)	6.0
28t)	Suh, T.B. (DE)	6.0
33t)	Armstrong, Dal. (DE)	5.0
33t)	Carter, NY-G (LB)	5.0
33t)	Griffen, Min. (DE)	5.0
33t)	Kendricks, Min. (LB)	5.0
33t)	Lowry, G.B. (DE)	5.0
33t)	Nelson, T.B. (LB)	5.0
33t)	J. Okwara, Det. (LB)	5.0
33t)	Sweat, Was. (DE)	5.0
33t)	Watts, Min. (DT)	5.0
42t)	A. Bryant, Det. (LB)	4.5
42t)	Ebukam, S.F. (DE)	4.5
42t)	Fowler, Atl. (LB)	4.5
42t)	Gaines, LA-R (NT)	4.5
42t)	Gholston, T.B. (DE)	4.5
42t)	Payne, Was. (DT)	4.5
48t)	Allen, Ariz (DE)	4.0
48t)	Clark, G.B. (NT)	4.0
48t)	Hicks, Ariz (LB)	4.0
48t)	Kpassagnon, N.O. (DE)	4.0
48t)	Mercilus, Hou.-G.B. (DE)	4.0
48t)	*Tryon-Shoyinka, T.B. (LB)	4.0
48t)	Vea, T.B. (NT)	4.0

WEEK 18 / THROUGH SUNDAY, JANUARY 9, 2022**NFC / FUMBLE RECOVERIES**

Rank	Player, Team	TotRec	OffRec	DefRec
1)	K. Murray, Ariz	13	13	0
2)	Prescott, Dal.	7	7	0
3)	Heinicke, Was.	6	6	0
4t)	Cousins, Min.	4	4	0
4t)	*Fields, Chi.	4	4	0
6t)	Allen, Ariz	3	0	3
6t)	Darnold, Car.	3	3	0
6t)	*Darrisaw, Min.	3	3	0
6t)	Garoppolo, S.F.	3	3	0
6t)	Goff, Det.	3	3	0
6t)	*Herbert, Chi.	3	3	0
6t)	Hurts, Phi.	3	3	0
6t)	Luvu, Car.	3	0	3
6t)	McCoy, Ariz	3	3	0
6t)	Patterson, Atl.	3	3	0
6t)	Ryan, Atl.	3	3	0
6t)	Stafford, LA-R	3	3	0
6t)	Warner, S.F.	3	0	3
6t)	Wilson, Sea.	3	3	0
6t)	Winfield, T.B.	3	0	3

NFC / OFFENSIVE FUMBLE RECOVERIES

Rank	Player, Team	Ret	Yards	Avg	Long	TD
1)	K. Murray, Ariz	13	0	0.0	0	0
2)	Prescott, Dal.	7	0	0.0	0	0
3)	Heinicke, Was.	6	0	0.0	0	0
4t)	Cousins, Min.	4	0	0.0	0	0
4t)	*Fields, Chi.	4	0	0.0	0	0
6t)	Darnold, Car.	3	0	0.0	0	0
6t)	*Darrisaw, Min.	3	0	0.0	0	0
6t)	Garoppolo, S.F.	3	0	0.0	0	0
6t)	Goff, Det.	3	0	0.0	0	0
6t)	*Herbert, Chi.	3	0	0.0	0	0
6t)	Hurts, Phi.	3	0	0.0	0	0
6t)	McCoy, Ariz	3	0	0.0	0	0
6t)	Patterson, Atl.	3	0	0.0	0	0
6t)	Ryan, Atl.	3	0	0.0	0	0
6t)	Stafford, LA-R	3	0	0.0	0	0
6t)	Wilson, Sea.	3	0	0.0	0	0

NFC / DEFENSIVE FUMBLE RECOVERIES

Rank	Player, Team	Ret	Yards	Avg	Long	TD
1t)	Luvu, Car.	3	35	11.7	28	0
1t)	Allen, Ariz	3	26	8.7	16t	1
1t)	Winfield, T.B.	3	9	3.0	9	0
1t)	Warner, S.F.	3	0	0.0	0	0
5t)	Slay, Phi.	2	116	58.0	83t	2
5t)	Houston-Carson, Chi.	2	25	12.5	25t	1
5t)	Collins, Was.	2	23	11.5	23	0
5t)	Nichols, Chi.	2	13	6.5	12	0
5t)	Al-Shaair, S.F.	2	12	6.0	12	0
5t)	Lewis, Dal.	2	10	5.0	10	0
5t)	Barrett, T.B.	2	4	2.0	3	0
5t)	Barnes, G.B.	2	1	0.5	1	0
5t)	Barr, Min.	2	0	0.0	0	0
5t)	Golden, Ariz	2	0	0.0	0	0
5t)	Hicks, Ariz	2	0	0.0	0	0
5t)	Hyder, Sea.	2	0	0.0	0	0
5t)	D. Johnson, S.F.	2	0	0.0	0	0
5t)	*Melifonwu, Det.	2	0	0.0	0	0
5t)	Sherfield, S.F.	2	0	0.0	0	0

WEEK 18 / THROUGH SUNDAY, JANUARY 9, 2022

NFL / LEADING PASSERS

Player, Team	Att	Comp	Pct		Avg		Pct			Pct Rating	
			Comp	Yds	Gain	TD	TD	Long	Int	Int	Points
Aa. Rodgers, G.B.	531	366	68.9	4115	7.75	37	7.0	75t	4	0.8	111.9
Burrow, Cin.	520	366	70.4	4611	8.87	34	6.5	82t	14	2.7	108.3
Prescott, Dal.	596	410	68.8	4449	7.46	37	6.2	51	10	1.7	104.2
Cousins, Min.	561	372	66.3	4221	7.52	33	5.9	64t	7	1.2	103.1
Wilson, Sea.	400	259	64.8	3113	7.78	25	6.3	69t	6	1.5	103.1
Stafford, LA-R	601	404	67.2	4886	8.13	41	6.8	79t	17	2.8	102.9
Brady, T.B.	719	485	67.5	5316	7.39	43	6.0	62t	12	1.7	102.1
K. Murray, Ariz	481	333	69.2	3787	7.87	24	5.0	77t	10	2.1	100.6
Garoppolo, S.F.	441	301	68.3	3810	8.64	20	4.5	83	12	2.7	98.7
Mahomes, K.C.	658	436	66.3	4839	7.35	37	5.6	75t	13	2.0	98.5
Herbert, LA-C	672	443	65.9	5014	7.46	38	5.7	72t	15	2.2	97.7
Bridgewater, Den.	426	285	66.9	3052	7.16	18	4.2	64	7	1.6	94.9
Wentz, Ind.	516	322	62.4	3563	6.91	27	5.2	76t	7	1.4	94.6
Carr, L.V.	626	428	68.4	4804	7.67	23	3.7	61t	14	2.2	94.0
*M. Jones, N.E.	521	352	67.6	3801	7.30	22	4.2	75t	13	2.5	92.5
Allen, Buf.	646	409	63.3	4407	6.82	36	5.6	61	15	2.3	92.2
Goff, Det.	494	332	67.2	3245	6.57	19	3.8	63t	8	1.6	91.5
Ryan, Atl.	560	375	67.0	3968	7.09	20	3.6	64	12	2.1	90.4
Tagovailoa, Mia.	388	263	67.8	2653	6.84	16	4.1	65t	10	2.6	90.1
Tannehill, Ten.	531	357	67.2	3734	7.03	21	4.0	57t	14	2.6	89.6
*Mills, Hou.	394	263	66.8	2664	6.76	16	4.1	67t	10	2.5	88.8
Hurts, Phi.	432	265	61.3	3144	7.28	16	3.7	91	9	2.1	87.2
L. Jackson, Bal.	382	246	64.4	2882	7.54	16	4.2	49t	13	3.4	87.0
Roethlisberger, Pit.	605	390	64.5	3740	6.18	22	3.6	59	10	1.7	86.8
Heinicke, Was.	494	321	65.0	3419	6.92	20	4.0	73t	15	3.0	85.9
D. Jones, NY-G	361	232	64.3	2428	6.73	10	2.8	54t	7	1.9	84.8
Mayfield, Cle.	418	253	60.5	3010	7.20	17	4.1	71t	13	3.1	83.1
*Fields, Chi.	270	159	58.9	1870	6.93	7	2.6	64	10	3.7	73.2
Darnold, Car.	406	243	59.9	2527	6.22	9	2.2	63	13	3.2	71.9
*Lawrence, Jac.	602	359	59.6	3641	6.05	12	2.0	58	17	2.8	71.9
*Z. Wilson, NY-J	383	213	55.6	2334	6.09	9	2.3	54	11	2.9	69.7

NFL / LEADING PASSERS, RANKS

Player, Team	Att	Comp	Pct		Avg		Pct			Pct Rating	
			Comp	Yds	Gain	TD	TD	Long	Int	Int	Points
Aa. Rodgers, G.B.	12t	11t	3	10	6	4t	1		1		1
Burrow, Cin.	15	11t	1	6	1	8	3		24t	22	2
Prescott, Dal.	9	5	4	7	10	4t	5		9t	9	3
Cousins, Min.	10	10	16	9	9	9	7		3t	2	4
Wilson, Sea.	25	25	20	22	5	11	4		2	4	5
Stafford, LA-R	8	7	11	3	3	2	2		30t	25	6
Brady, T.B.	1	1	9	1	12	1	6		16t	8	7
K. Murray, Ariz	19	16	2	14	4	12	12		9t	12	8
Garoppolo, S.F.	20	20	6	12	2	17t	13		16t	23	9
Mahomes, K.C.	3	3	17	4	13	4t	9		19t	11	10
Herbert, LA-C	2	2	18	2	11	3	8		27t	15	11
Bridgewater, Den.	22	21	14	23	17	21	14		3t	6	12
Wentz, Ind.	16	18	25	18	22	10	11		3t	3	13
Carr, L.V.	5	4	5	5	7	13	24		24t	16	14
*M. Jones, N.E.	14	15	8	13	14	14t	15		19t	18	15
Allen, Buf.	4	6	24	8	24	7	10		27t	17	16
Goff, Det.	17t	17	12	20	27	20	22		7	5	17
Ryan, Atl.	11	9	13	11	18	17t	26		16t	14	18
Tagovailoa, Mia.	27	23t	7	27	23	23t	17		9t	20	19
Tannehill, Ten.	12t	14	10	16	19	16	21		24t	21	20
*Mills, Hou.	26	23t	15	26	25	23t	19		9t	19	21
Hurts, Phi.	21	22	26	21	15	23t	23		8	13	22
L. Jackson, Bal.	29	27	22	25	8	23t	16		19t	30	23
Roethlisberger, Pit.	6	8	21	15	29	14t	25		9t	7	24
Heinicke, Was.	17t	19	19	19	21	17t	20		27t	27	25
D. Jones, NY-G	30	29	23	29	26	30	27		3t	10	26
Mayfield, Cle.	23	26	27	24	16	22	18		19t	28	27
*Fields, Chi.	31	31	30	31	20	34	28		9t	31	28
Darnold, Car.	24	28	28	28	28	31t	30		19t	29	29
*Lawrence, Jac.	7	13	29	17	31	28	31		30t	24	30
*Z. Wilson, NY-J	28	30	31	30	30	31t	29		15	26	31

WEEK 18 / THROUGH SUNDAY, JANUARY 9, 2022

NFL / FOURTH-QUARTER PASSING LEADERS

Rank	Player, Team	Att	Comp	Comp%	Yards	YPA	TD	TD%	Int	Int%	Rating
1)	Stafford, LA-R	134	96	71.6	1118	8.34	12	9.0	0	0.0	126.4
2)	Allen, Buf.	135	96	71.1	1027	7.61	10	7.4	0	0.0	117.7
3)	Mahomes, K.C.	121	81	66.9	979	8.09	11	9.1	2	1.7	115.0
4)	Siemian, N.O.	68	46	67.6	471	6.93	6	8.8	1	1.5	110.6
5)	Aa. Rodgers, G.B.	93	59	63.4	753	8.10	6	6.5	0	0.0	110.2
6)	Roethlisberger, Pit.	189	132	69.8	1375	7.28	12	6.3	1	0.5	109.6
7)	Hurts, Phi.	107	65	60.7	784	7.33	7	6.5	0	0.0	105.0
8)	Cousins, Min.	163	109	66.9	1337	8.20	8	4.9	2	1.2	103.2
9)	Burrow, Cin.	123	82	66.7	1081	8.79	10	8.1	6	4.9	101.0
10)	Brady, T.B.	162	106	65.4	1172	7.23	9	5.6	2	1.2	100.1
11)	Bridgewater, Den.	122	84	68.9	928	7.61	8	6.6	4	3.3	99.4
12)	Prescott, Dal.	126	85	67.5	917	7.28	8	6.3	4	3.2	96.6
13)	Garoppolo, S.F.	103	69	67.0	947	9.19	5	4.9	4	3.9	96.2
14)	Carr, L.V.	164	116	70.7	1375	8.38	5	3.0	4	2.4	96.0
15)	Herbert, LA-C	201	125	62.2	1583	7.88	14	7.0	7	3.5	95.4
16)	*M. Jones, N.E.	129	81	62.8	914	7.09	8	6.2	3	2.3	94.9
17)	K. Murray, Ariz	121	80	66.1	914	7.55	3	2.5	1	0.8	93.5
18)	Tagovailoa, Mia.	98	67	68.4	743	7.58	7	7.1	5	5.1	93.2
19)	Wentz, Ind.	124	77	62.1	957	7.72	5	4.0	3	2.4	89.3
20)	*Mills, Hou.	148	96	64.9	989	6.68	7	4.7	4	2.7	88.5
21)	Wilson, Sea.	101	62	61.4	644	6.38	5	5.0	2	2.0	88.1
22)	Brissett, Mia.	50	33	66.0	310	6.20	2	4.0	1	2.0	87.9
23)	Tannehill, Ten.	122	85	69.7	903	7.40	5	4.1	5	4.1	87.6
24)	Ryan, Atl.	142	97	68.3	1062	7.48	6	4.2	6	4.2	86.6
25)	L. Jackson, Bal.	100	62	62.0	724	7.24	5	5.0	4	4.0	83.9
26)	Lock, Den.	43	25	58.1	326	7.58	1	2.3	1	2.3	80.2
27)	Goff, Det.	180	118	65.6	1131	6.28	3	1.7	5	2.8	76.9
28)	*Z. Wilson, NY-J	138	75	54.3	894	6.48	4	2.9	3	2.2	75.0
29)	Heinicke, Was.	145	94	64.8	931	6.42	5	3.4	7	4.8	74.2
30)	D. Jones, NY-G	111	62	55.9	591	5.32	2	1.8	1	0.9	73.1
31)	Huntley, Bal.	72	46	63.9	404	5.61	1	1.4	2	2.8	71.8
32)	Darnold, Car.	120	69	57.5	698	5.82	4	3.3	4	3.3	71.5
33)	*Fields, Chi.	89	51	57.3	579	6.51	3	3.4	4	4.5	69.5
34)	*Lawrence, Jac.	195	110	56.4	1123	5.76	3	1.5	5	2.6	67.5
35)	Mayfield, Cle.	110	56	50.9	607	5.52	4	3.6	4	3.6	64.5
36)	Dalton, Chi.	76	44	57.9	426	5.61	2	2.6	4	5.3	60.5
37)	Glennon, NY-G	75	42	56.0	351	4.68	3	4.0	6	8.0	48.3

NFL / THIRD-DOWN PASSING LEADERS

Rank	Player, Team	Att	Comp	Comp%	Yards	YPA	TD	TD%	Int	Int%	Rating
1)	K. Murray, Ariz	112	71	63.4	1029	9.19	11	9.8	2	1.8	118.5
2)	Aa. Rodgers, G.B.	135	84	62.2	1049	7.77	13	9.6	2	1.5	112.2
3)	Brady, T.B.	163	100	61.3	1196	7.34	17	10.4	3	1.8	110.9
4)	Burrow, Cin.	131	95	72.5	1332	10.17	8	6.1	5	3.8	109.3
5)	Prescott, Dal.	145	90	62.1	1068	7.37	12	8.3	2	1.4	106.3
6)	Cousins, Min.	164	101	61.6	1270	7.74	13	7.9	3	1.8	104.5
7)	Stafford, LA-R	141	91	64.5	1379	9.78	12	8.5	7	5.0	104.3
8)	Herbert, LA-C	169	105	62.1	1357	8.03	13	7.7	5	3.0	100.6
9)	Wentz, Ind.	137	77	56.2	994	7.26	10	7.3	1	0.7	100.4
10)	Mahomes, K.C.	147	97	66.0	1259	8.56	13	8.8	8	5.4	99.6
11)	Garoppolo, S.F.	108	69	63.9	983	9.10	6	5.6	4	3.7	96.3
12)	Ryan, Atl.	155	101	65.2	1117	7.21	8	5.2	3	1.9	95.6
13)	Bridgewater, Den.	121	80	66.1	802	6.63	6	5.0	2	1.7	94.4
14)	Allen, Buf.	155	86	55.5	1008	6.50	15	9.7	6	3.9	91.5
15)	Wilson, Sea.	103	53	51.5	800	7.77	8	7.8	3	2.9	91.1
16)	*M. Jones, N.E.	133	85	63.9	949	7.14	8	6.0	5	3.8	89.5
17)	Roethlisberger, Pit.	181	117	64.6	1167	6.45	8	4.4	4	2.2	88.3
18)	D. Jones, NY-G	97	55	56.7	733	7.56	2	2.1	0	0.0	87.7
19)	Carr, L.V.	143	87	60.8	1232	8.62	7	4.9	6	4.2	87.5
20)	*Mills, Hou.	110	70	63.6	749	6.81	6	5.5	5	4.5	82.7
21)	Goff, Det.	113	72	63.7	720	6.37	4	3.5	3	2.7	82.5
22)	Tagovailoa, Mia.	99	59	59.6	626	6.32	6	6.1	4	4.0	81.5
23)	Hurts, Phi.	108	58	53.7	792	7.33	5	4.6	3	2.8	81.3
24)	Tannehill, Ten.	161	109	67.7	1145	7.11	7	4.3	10	6.2	76.7
25)	Heinicke, Was.	128	71	55.5	750	5.86	6	4.7	6	4.7	68.8
26)	L. Jackson, Bal.	86	49	57.0	558	6.49	5	5.8	6	7.0	66.9
27)	*Z. Wilson, NY-J	100	52	52.0	553	5.53	3	3.0	3	3.0	66.0
28)	Darnold, Car.	108	62	57.4	522	4.83	2	1.9	3	2.8	64.7
29)	*Lawrence, Jac.	153	78	51.0	848	5.54	2	1.3	3	2.0	63.8
30)	Mayfield, Cle.	100	50	50.0	571	5.71	3	3.0	6	6.0	52.5

WEEK 18 / THROUGH SUNDAY, JANUARY 9, 2022**NFL / LEADING RUSHERS**

Rank	Player, Team	Att	Yards	Avg	Long	TD
1)	Taylor, Ind.	332	1811	5.5	83	18
2)	Chubb, Cle.	228	1259	5.5	70t	8
3)	Mixon, Cin.	292	1205	4.1	32	13
4)	*Harris, Pit.	307	1200	3.9	37t	7
5)	Cook, Min.	249	1159	4.7	66	6
6)	Gibson, Was.	258	1037	4.0	27	7
7)	Elliott, Dal.	237	1002	4.2	47	10
8)	*Mitchell, S.F.	207	963	4.7	39	5
9)	Henry, Ten.	219	937	4.3	76t	10
10)	Harris, N.E.	202	929	4.6	64t	15
11)	M. Gordon, Den.	203	918	4.5	70t	8
12)	Ekeler, LA-C	206	911	4.4	28	12
13)	*J. Williams, Den.	203	903	4.4	49	4
14)	Kamara, N.O.	240	898	3.7	30	4
15)	Jacobs, L.V.	217	872	4.0	28	9
16)	Singletary, Buf.	188	870	4.6	46t	7
17)	Montgomery, Chi.	225	849	3.8	41	7
18)	Michel, LA-R	208	845	4.1	39	4
19)	Fournette, T.B.	180	812	4.5	47t	8
20)	Dillon, G.B.	187	803	4.3	36	5
21)	Jones, G.B.	171	799	4.7	57	4
22)	Hurts, Phi. (QB)	139	784	5.6	31	10
23t)	L. Jackson, Bal. (QB)	133	767	5.8	31	2
23t)	J. Robinson, Jac.	164	767	4.7	58	8
25)	Allen, Buf. (QB)	122	763	6.3	34	6
26)	Sanders, Phi.	137	754	5.5	38	0
27)	Conner, Ariz	202	752	3.7	35	15
28)	Penny, Sea.	119	749	6.3	62t	6
29)	Pollard, Dal.	130	719	5.5	58t	2
30)	Henderson, LA-R	149	688	4.6	29	5
31)	*Michael Carter, NY-J	147	639	4.3	55	4
32)	Patterson, Atl.	153	618	4.0	39	6
33)	Swift, Det.	151	617	4.1	57t	5
34t)	Gaskin, Mia.	173	612	3.5	30	3
34t)	*Hubbard, Car.	172	612	3.6	26	5
36)	*Stevenson, N.E.	133	606	4.6	21	5
37)	J. Williams, Det.	153	601	3.9	20	3
38t)	Barkley, NY-G	162	593	3.7	41	2
38t)	Booker, NY-G	145	593	4.1	31	2
40)	Edmonds, Ariz	116	592	5.1	54	2
41)	Freeman, Bal.	133	576	4.3	32	5
42)	Foreman, Ten.	133	566	4.3	35	3
43)	Darre. Williams, K.C.	144	558	3.9	21	6
44)	Ingram, Hou.-N.O.	160	554	3.5	28	2
45)	D. Johnson, Cle.	100	534	5.3	30	3
46)	Edwards-Helaire, K.C.	119	517	4.3	17	4
47)	M. Davis, Atl.	138	503	3.6	18	3
48)	L. Murray, Bal.	119	501	4.2	46t	6
49)	Mattison, Min.	134	491	3.7	48	3
50)	McCaffrey, Car.	99	442	4.5	18	1

WEEK 18 / THROUGH SUNDAY, JANUARY 9, 2022

NFL / THIRD-AND-ONE RUSHING LEADERS

Rank	Player, Team	Att	FD	Pct
1t)	Burton, K.C.	7	7	100.0
1t)	Garoppolo, S.F.	7	7	100.0
1t)	Bridgewater, Den.	5	5	100.0
1t)	Herbert, LA-C	5	5	100.0
1t)	R. Jones, T.B.	5	5	100.0
1t)	Penny, NY-G	5	5	100.0
1t)	Wilson, Sea.	5	5	100.0
8)	J. Williams, Det.	10	9	90.0
9)	Henry, Ten.	9	8	88.9
10)	Tannehill, Ten.	8	7	87.5
11t)	*Hubbard, Car.	7	6	85.7
11t)	Hurts, Phi.	7	6	85.7
11t)	*M. Jones, N.E.	7	6	85.7
11t)	Darre. Williams, K.C.	7	6	85.7
15t)	Booker, NY-G	6	5	83.3
15t)	Darnold, Car.	6	5	83.3
15t)	Harris, N.E.	6	5	83.3
18)	Fournette, T.B.	11	9	81.8
19)	Dillon, G.B.	10	8	80.0
20)	Taylor, Ind.	17	13	76.5
21t)	Burkhead, Hou.	12	9	75.0
21t)	Elliott, Dal.	12	9	75.0
23)	Conner, Ariz	21	15	71.4
24)	Gibson, Was.	17	12	70.6
25t)	Cook, Min.	8	5	62.5
25t)	Montgomery, Chi.	8	5	62.5
27)	Mixon, Cin.	10	6	60.0
28)	Michel, LA-R	12	7	58.3
29)	Jacobs, L.V.	9	5	55.6
30)	*Harris, Pit.	12	6	50.0

WEEK 18 / THROUGH SUNDAY, JANUARY 9, 2022**NFL / LEADERS IN RECEPTIONS**

Rank	Player, Team	Rec	Yards	Avg	Long	TD
1)	Kupp, LA-R	145	1947	13.4	59	16
2)	Adams, G.B.	123	1553	12.6	59	11
3)	Hill, K.C.	111	1239	11.2	75t	9
4)	Jefferson, Min.	108	1616	15.0	56	10
5t)	Andrews, Bal. (TE)	107	1361	12.7	43	9
5t)	D. Johnson, Pit.	107	1161	10.9	50t	8
7)	Allen, LA-C	106	1138	10.7	42	6
8)	*Waddle, Mia.	104	1015	9.8	57	6
9t)	Diggs, Buf.	103	1225	11.9	61	10
9t)	Renfrow, L.V.	103	1038	10.1	54	9
11)	Godwin, T.B.	98	1103	11.3	44	5
12)	D.J. Moore, Car.	93	1157	12.4	64	4
13)	Kelce, K.C. (TE)	92	1125	12.2	69	9
14)	Brown, Bal.	91	1008	11.1	49t	6
15t)	Cooks, Hou.	90	1037	11.5	52	6
15t)	*St. Brown, Det.	90	912	10.1	37t	5
17)	Pittman, Ind.	88	1082	12.3	57	6
18)	Meyers, N.E.	83	866	10.4	39	2
19)	Beasley, Buf.	82	693	8.5	29t	1
20t)	*Chase, Cin.	81	1455	18.0	82t	13
20t)	Mooney, Chi.	81	1055	13.0	64	4
22)	Lamb, Dal.	79	1102	13.9	49t	6
23)	Schultz, Dal. (TE)	78	808	10.4	32t	8
24t)	Samuel, S.F.	77	1405	18.2	83	6
24t)	McLaurin, Was.	77	1053	13.7	46	5
24t)	Kirk, Ariz	77	982	12.8	50	5
27)	Williams, LA-C	76	1146	15.1	72t	9
28)	Metcalfe, Sea.	75	967	12.9	84t	12
29t)	Higgins, Cin.	74	1091	14.7	54	6
29t)	Evans, T.B.	74	1035	14.0	46	14
29t)	Ertz, Phi.-Ariz (TE)	74	763	10.3	47t	5
29t)	*Harris, Pit. (RB)	74	467	6.3	25t	3
33t)	Lockett, Sea.	73	1175	16.1	69t	8
33t)	M. Jones, Jac.	73	832	11.4	33	4
33t)	Gesicki, Mia. (TE)	73	780	10.7	40	2
36)	Kittle, S.F. (TE)	71	910	12.8	48t	6
37)	Ekeler, LA-C (RB)	70	647	9.2	40	8
38)	Fournette, T.B. (RB)	69	454	6.6	23	2
39t)	*K. Pitts, Atl. (TE)	68	1026	15.1	61	1
39t)	Cooper, Dal.	68	865	12.7	41	8
39t)	Fant, Den. (TE)	68	670	9.9	35	4
42t)	Boyd, Cin.	67	828	12.4	68t	5
42t)	Thielen, Min.	67	726	10.8	35	10
44)	Gage, Atl.	66	770	11.7	49t	4
45)	*Smith, Phi.	64	916	14.3	46	5
46t)	A.J. Brown, Ten.	63	869	13.8	57t	5
46t)	Shenault, Jac.	63	619	9.8	58	0
48)	Swift, Det. (RB)	62	452	7.3	63t	2
49t)	Conklin, Min. (TE)	61	593	9.7	40	3
49t)	Hockenson, Det. (TE)	61	583	9.6	33	4
49t)	Higbee, LA-R (TE)	61	560	9.2	37	5

WEEK 18 / THROUGH SUNDAY, JANUARY 9, 2022**NFL / RECEIVING YARDAGE LEADERS**

Rank	Player, Team	Yards	Rec	Avg	Long	TD
1)	Kupp, LA-R	1947	145	13.4	59	16
2)	Jefferson, Min.	1616	108	15.0	56	10
3)	Adams, G.B.	1553	123	12.6	59	11
4)	*Chase, Cin.	1455	81	18.0	82t	13
5)	Samuel, S.F.	1405	77	18.2	83	6
6)	Andrews, Bal. (TE)	1361	107	12.7	43	9
7)	Hill, K.C.	1239	111	11.2	75t	9
8)	Diggs, Buf.	1225	103	11.9	61	10
9)	Lockett, Sea.	1175	73	16.1	69t	8
10)	D. Johnson, Pit.	1161	107	10.9	50t	8
11)	D.J. Moore, Car.	1157	93	12.4	64	4
12)	Williams, LA-C	1146	76	15.1	72t	9
13)	Allen, LA-C	1138	106	10.7	42	6
14)	Kelce, K.C. (TE)	1125	92	12.2	69	9
15)	Godwin, T.B.	1103	98	11.3	44	5
16)	Lamb, Dal.	1102	79	13.9	49t	6
17)	Higgins, Cin.	1091	74	14.7	54	6
18)	Pittman, Ind.	1082	88	12.3	57	6
19)	Mooney, Chi.	1055	81	13.0	64	4
20)	McLaurin, Was.	1053	77	13.7	46	5
21)	Renfrow, L.V.	1038	103	10.1	54	9
22)	Cooks, Hou.	1037	90	11.5	52	6
23)	Evans, T.B.	1035	74	14.0	46	14
24)	*K. Pitts, Atl. (TE)	1026	68	15.1	61	1
25)	*Waddle, Mia.	1015	104	9.8	57	6
26)	Brown, Bal.	1008	91	11.1	49t	6
27)	Kirk, Ariz	982	77	12.8	50	5
28)	Metcalfe, Sea.	967	75	12.9	84t	12
29)	*Smith, Phi.	916	64	14.3	46	5
30)	*St. Brown, Det.	912	90	10.1	37t	5
31)	Kittle, S.F. (TE)	910	71	12.8	48t	6
32)	A.J. Brown, Ten.	869	63	13.8	57t	5
33)	Meyers, N.E.	866	83	10.4	39	2
34)	Cooper, Dal.	865	68	12.7	41	8
35)	Claypool, Pit.	860	59	14.6	59	2
36)	Green, Ariz	848	54	15.7	42	3
37)	M. Jones, Jac.	832	73	11.4	33	4
38)	Goedert, Phi. (TE)	830	56	14.8	45	4
39)	Boyd, Cin.	828	67	12.4	68t	5
40)	Aiyuk, S.F.	826	56	14.8	43	5
41)	Schultz, Dal. (TE)	808	78	10.4	32t	8
42t)	Gronkowski, T.B. (TE)	802	55	14.6	42	6
42t)	Jefferson, LA-R	802	50	16.0	79t	6
44)	Bourne, N.E.	800	55	14.5	75t	5
45)	Gesicki, Mia. (TE)	780	73	10.7	40	2
46)	Sutton, Den.	776	58	13.4	55	2
47)	Gage, Atl.	770	66	11.7	49t	4
48)	Ertz, Phi.-Ariz (TE)	763	74	10.3	47t	5
49)	T. Patrick, Den.	734	53	13.8	44t	5
50)	Thielen, Min.	726	67	10.8	35	10

WEEK 18 / THROUGH SUNDAY, JANUARY 9, 2022

NFL / THIRD-DOWN RECEIVING LEADERS

Rank	Player, Team	Rec	Yards	Avg	Long	TD
1)	Jefferson, Min.	36	628	17.4	50t	7
2)	Renfrow, L.V.	33	333	10.1	25	3
3t)	Kupp, LA-R	31	506	16.3	59	2
3t)	Allen, LA-C	31	414	13.4	42	2
3t)	Adams, G.B.	31	404	13.0	50	3
3t)	*Waddle, Mia.	31	273	8.8	25	2
7t)	Hill, K.C.	30	429	14.3	44t	3
7t)	D. Johnson, Pit.	30	393	13.1	50t	3
9)	Cooks, Hou.	29	459	15.8	52	5
10t)	Pittman, Ind.	25	376	15.0	57	2
10t)	Meyers, N.E.	25	296	11.8	28	0
12t)	*Chase, Cin.	24	452	18.8	82t	3
12t)	D.J. Moore, Car.	24	331	13.8	64	1
12t)	*St. Brown, Det.	24	225	9.4	20t	2
12t)	*Freiermuth, Pit. (TE)	24	166	6.9	14	2
16t)	Diggs, Buf.	23	277	12.0	61	5
16t)	Gage, Atl.	23	273	11.9	21	1
18t)	Kelce, K.C. (TE)	22	276	12.5	69	4
18t)	Boyd, Cin.	22	275	12.5	32	2
18t)	A.J. Brown, Ten.	22	240	10.9	42	1
21t)	Claypool, Pit.	21	304	14.5	40	1
21t)	Brown, Bal.	21	193	9.2	42t	2
21t)	Firkser, Ten. (TE)	21	186	8.9	24	1
21t)	*Harris, Pit. (RB)	21	154	7.3	25t	2
25t)	Evans, T.B.	20	309	15.5	41t	6
25t)	Godwin, T.B.	20	180	9.0	25	2
27t)	Metcalfe, Sea.	19	300	15.8	41t	2
27t)	Andrews, Bal. (TE)	19	286	15.1	43	1
27t)	*K. Pitts, Atl. (TE)	19	258	13.6	29	0
27t)	Shenault, Jac.	19	214	11.3	24	0
27t)	Osborn, Min.	19	210	11.1	30	1
27t)	Thielen, Min.	19	176	9.3	19	3
33t)	Samuel, S.F.	18	331	18.4	83	1
33t)	Bolden, N.E. (RB)	18	191	10.6	28	2
33t)	Mooney, Chi.	18	157	8.7	22	0
36t)	Callaway, N.O.	17	260	15.3	40	4
36t)	Lamb, Dal.	17	227	13.4	49t	3
36t)	Robinson, Chi.	17	220	12.9	39	1
36t)	Gesicki, Mia. (TE)	17	186	10.9	20	0
36t)	Engram, NY-G (TE)	17	149	8.8	18	2
36t)	Fant, Den. (TE)	17	123	7.2	12	1
42t)	Watkins, Phi.	16	317	19.8	53	1
42t)	C. Wilson, Dal.	16	293	18.3	73t	3
42t)	M. Jones, Jac.	16	228	14.3	25t	2
42t)	*Smith, Phi.	16	216	13.5	33	3
42t)	Beasley, Buf.	16	160	10.0	29t	1
42t)	Ertz, Phi.-Ariz (TE)	16	151	9.4	20	1
48t)	Williams, LA-C	15	299	19.9	72t	3
48t)	Higgins, Cin.	15	255	17.0	52	0
48t)	Schultz, Dal. (TE)	15	173	11.5	30	2
48t)	McKissic, Was. (RB)	15	158	10.5	30t	1
48t)	McNichols, Ten. (RB)	15	145	9.7	27	1
48t)	Ekeler, LA-C (RB)	15	139	9.3	40	1
48t)	Henry, N.E. (TE)	15	133	8.9	15	4
48t)	Humphries, Was.	15	129	8.6	23	0
48t)	*Moore, Ariz	15	102	6.8	18	0

WEEK 18 / THROUGH SUNDAY, JANUARY 9, 2022

NFL / LEADING SCORERS, NONKICKERS

Rank	Player, Team	TD	Rush	Rec	Ret	X2	Pts
1)	Ekeler, LA-C (RB)	20	12	8	0	2	124
2)	Taylor, Ind. (RB)	20	18	2	0	0	120
3)	Conner, Ariz (RB)	18	15	3	0	0	108
4)	Kupp, LA-R (WR)	16	0	16	0	1	98
5)	Mixon, Cin. (RB)	16	13	3	0	0	96
6)	Harris, N.E. (RB)	15	15	0	0	0	90
7t)	Evans, T.B. (WR)	14	0	14	0	0	84
7t)	Samuel, S.F. (WR)	14	8	6	0	0	84
9t)	*Chase, Cin. (WR)	13	0	13	0	0	78
9t)	Elliott, Dal. (RB)	12	10	2	0	3	78
11)	Metcalfe, Sea. (WR)	12	0	12	0	0	72
12t)	Adams, G.B. (WR)	11	0	11	0	0	66
12t)	Patterson, Atl. (RB)	11	6	5	0	0	66
14t)	Gibson, Was. (RB)	10	7	3	0	1	62
14t)	Henry, Ten. (RB)	10	10	0	0	1	62
16t)	Diggs, Buf. (WR)	10	0	10	0	0	60
16t)	Fournette, T.B. (RB)	10	8	2	0	0	60
16t)	M. Gordon, Den. (RB)	10	8	2	0	0	60
16t)	*Harris, Pit. (RB)	10	7	3	0	0	60
16t)	Hurts, Phi. (QB)	10	10	0	0	0	60
16t)	Jefferson, Min. (WR)	10	0	10	0	0	60
16t)	Jones, G.B. (RB)	10	4	6	0	0	60
16t)	Kelce, K.C. (TE)	10	1	9	0	0	60
16t)	Thielen, Min. (WR)	10	0	10	0	0	60
25)	Andrews, Bal. (TE)	9	0	9	0	2	58
26)	Williams, LA-C (WR)	9	0	9	0	1	56
27t)	Chubb, Cle. (RB)	9	8	1	0	0	54
27t)	Henry, N.E. (TE)	9	0	9	0	0	54
27t)	Hill, K.C. (WR)	9	0	9	0	0	54
27t)	Jacobs, L.V. (RB)	9	9	0	0	0	54
27t)	Kamara, N.O. (RB)	9	4	5	0	0	54
27t)	Knox, Buf. (TE)	9	0	9	0	0	54
27t)	Renfrow, L.V. (WR)	9	0	9	0	0	54
34t)	D. Johnson, Pit. (WR)	8	0	8	0	1	50
34t)	Lockett, Sea. (WR)	8	0	8	0	1	50
34t)	Schultz, Dal. (TE)	8	0	8	0	1	50
37t)	Cooper, Dal. (WR)	8	0	8	0	0	48
37t)	Henderson, LA-R (RB)	8	5	3	0	0	48
37t)	Hopkins, Ariz (WR)	8	0	8	0	0	48
37t)	Lazard, G.B. (WR)	8	0	8	0	0	48
37t)	J. Robinson, Jac. (RB)	8	8	0	0	0	48
37t)	Singletary, Buf. (RB)	8	7	1	0	0	48
37t)	Darre. Williams, K.C. (RB)	8	6	2	0	0	48
44)	*Freiermuth, Pit. (TE)	7	0	7	0	1	44
45t)	Dillon, G.B. (RB)	7	5	2	0	0	42
45t)	Gaskin, Mia. (RB)	7	3	4	0	0	42
45t)	Montgomery, Chi. (RB)	7	7	0	0	0	42
45t)	Osborn, Min. (WR)	7	0	7	0	0	42
45t)	B. Scott, Phi. (RB)	7	7	0	0	0	42
45t)	Swift, Det. (RB)	7	5	2	0	0	42
45t)	Tannehill, Ten. (QB)	7	7	0	0	0	42
45t)	*Waddle, Mia. (WR)	7	1	6	0	0	42
45t)	*J. Williams, Den. (RB)	7	4	3	0	0	42

WEEK 18 / THROUGH SUNDAY, JANUARY 9, 2022

NFL / LEADING SCORERS, KICKERS

Rank	Player, Team	PAT	FG	Pct	Long	Pts
1t)	Carlson, L.V.	30/33	40/43	.930	56	150
1t)	Folk, N.E.	42/47	36/39	.923	53	150
3)	Gay, LA-R	48/49	32/34	.941	55	144
4t)	Prater, Ariz	47/49	30/37	.811	62	137
4t)	Tucker, Bal.	32/32	35/37	.946	66	137
6t)	Bass, Buf.	51/51	28/32	.875	57	135
6t)	Boswell, Pit.	27/29	36/40	.900	56	135
6t)	Joseph, Min.	36/40	33/38	.868	55	135
9)	Elliott, Phi.	44/44	30/33	.909	58	134
10)	Succop, T.B.	56/59	25/30	.833	48	131
11t)	Hopkins, Was.-LA-C	40/44	30/34	.882	50	130
11t)	*McPherson, Cin.	46/48	28/33	.848	58	130
13)	Zuerlein, Dal.	42/48	29/35	.829	56	129
14)	Crosby, G.B.	49/51	25/34	.735	54	124
15)	Butker, K.C.	47/49	25/28	.893	56	122
16)	Bullock, Ten.	42/45	26/31	.839	51	120
17t)	Koo, Atl.	30/30	27/29	.931	54	111
17t)	McManus, Den.	33/34	26/31	.839	61	111
19)	Santos, Chi.	27/28	26/30	.867	47	105
20)	Gano, NY-G	17/17	29/33	.879	55	104
21)	Sanders, Mia.	34/35	23/31	.742	51	103
22)	Gould, S.F.	39/40	20/23	.870	52	99
23)	Myers, Sea.	44/47	17/23	.739	53	95
24)	Badgley, Ten.-Ind.	40/41	18/22	.818	46	94
25)	Slye, Hou.-S.F.-Was.	18/22	23/25	.920	56	87
26)	Gonzalez, Det.-Car.	22/23	20/22	.909	57	82
27)	McLaughlin, Cle.	36/37	15/21	.714	57	81
28)	Wright, Jac.	13/15	21/24	.875	56	76
29t)	Fairbairn, Hou.	13/16	15/19	.789	61	58
29t)	Maher, N.O.	10/12	16/18	.889	42	58
31)	*Patterson, N.E.-Det.	16/16	13/14	.929	49	55
32)	*Ammendola, NY-J	14/15	13/19	.684	49	53
33)	Blankenship, Ind.	7/ 8	11/14	.786	48	40
34)	*B. Johnson, ALL totals	9/13	10/10	1.000	52	39
35)	Seibert, Det.	5/ 5	10/12	.833	52	35
36)	Pineiro, NY-J	9/10	8/ 8	1.000	51	33
37)	Vizcaino, LA-C	10/15	6/ 7	.857	46	28
38t)	Hajrullahu, ALL totals	8/ 8	4/ 5	.800	35	20
38t)	Rosas, N.O.-Det.	14/14	2/ 5	.400	44	20
40)	Santoso, ALL totals	6/ 8	4/ 5	.800	35	18
41)	Fry, Atl.-K.C.-G.B.-Cin.	4/ 5	4/ 5	.800	44	16
42)	Eberle, Car.-Hou.-Car.	5/ 5	2/ 3	.667	51	11
43)	Blewitt, Was.-Cle.	2/ 2	2/ 5	.400	52	8
44)	Lambo, Jac.-Pit.	5/ 7	0/ 3	.000	--	5
45)	*Naggar, Cle.	1/ 2	1/ 1	1.000	37	4
46)	Parkey, N.O.	3/ 5	0/ 0	---	--	3
47)	Wishnowsky, S.F.	1/ 2	0/ 1	.000	--	1
48t)	*Kessman, NY-J-Car.	0/ 2	0/ 0	---	--	0
48t)	Pinion, T.B.	0/ 0	0/ 1	.000	--	0

WEEK 18 / THROUGH SUNDAY, JANUARY 9, 2022

NFL / TOUCHBACKS ON KICKOFFS

Rank	Player, Team	TB
1)	Zuerlein, Dal.	80
2)	Joseph, Min.	76
3)	Prater, Ariz	73
4t)	Hopkins, Was.-LA-C	71
4t)	Pinion, T.B.	71
6)	Gay, LA-R	65
7)	McManus, Den.	62
8t)	Butker, K.C.	61
8t)	Elliott, Phi.	61
10t)	Bass, Buf.	56
10t)	Sanders, Mia.	56
12)	*McPherson, Cin.	55
13)	Carlson, L.V.	53
14)	Bullock, Ten.	50
15t)	Sanchez, Ind.	47
15t)	Tucker, Bal.	47
17)	Crosby, G.B.	43
18)	Bailey, N.E.	41
19)	Boswell, Pit.	40
20)	Slye, Hou.-S.F.-Was.	37
21)	Gonzalez, Det.-Car.	35
22)	Santos, Chi.	34
23t)	McLaughlin, Cle.	31
23t)	Myers, Sea.	31
25)	Koo, Atl.	29
26t)	*Ammendola, NY-J	27
26t)	Gano, NY-G	27
28)	Wishnowsky, S.F.	21
29)	Mann, NY-J	20
30)	Fox, Det.	19
31t)	Maher, N.O.	18
31t)	Rosas, N.O.-Det.	18
33t)	Fairbairn, Hou.	16
33t)	*B. Johnson, ALL totals	16
35)	Vizcaino, LA-C	13
36t)	Hajrullahu, ALL totals	12
36t)	Santoso, ALL totals	12
38)	Cooke, Jac.	10
39)	Gould, S.F.	8
40)	Lambo, Jac.-Pit.	7
41t)	Fry, Atl.-K.C.-G.B.-Cin.	6
41t)	Hofrichter, T.B.	6
41t)	Nizialek, Atl.-Pit.	6
44t)	Blewitt, Was.-Cle.	5
44t)	Seibert, Det.	5
44t)	Wright, Jac.	5
47)	Folk, N.E.	4
48t)	Eberle, Car.-Hou.-Car.	3
48t)	*Naggar, Cle.	3
50t)	Badgley, Ten.-Ind.	2
50t)	Gillikin, N.O.	2

WEEK 18 / THROUGH SUNDAY, JANUARY 9, 2022

NFL / MOST YARDS FROM SCRIMMAGE

Rank	Player, Team	Total			Rushing			Receiving		
		Yards	Att+Rec	Avg	Yards	Att	Avg	Yards	Rec	Avg
1)	Taylor, Ind. (RB)	2171	372	5.8	1811	332	5.5	360	40	9.0
2)	Kupp, LA-R (WR)	1965	149	13.2	18	4	4.5	1947	145	13.4
3)	Samuel, S.F. (WR)	1770	136	13.0	365	59	6.2	1405	77	18.2
4)	*Harris, Pit. (RB)	1667	381	4.4	1200	307	3.9	467	74	6.3
5)	Jefferson, Min. (WR)	1630	114	14.3	14	6	2.3	1616	108	15.0
6)	Ekeler, LA-C (RB)	1558	276	5.6	911	206	4.4	647	70	9.2
7)	Adams, G.B. (WR)	1553	123	12.6	0	0	---	1553	123	12.6
8)	Mixon, Cin. (RB)	1519	334	4.5	1205	292	4.1	314	42	7.5
9)	*Chase, Cin. (WR)	1476	88	16.8	21	7	3.0	1455	81	18.0
10)	Chubb, Cle. (RB)	1433	248	5.8	1259	228	5.5	174	20	8.7
11)	Cook, Min. (RB)	1383	283	4.9	1159	249	4.7	224	34	6.6
12)	Andrews, Bal. (TE)	1361	108	12.6	0	1	0.0	1361	107	12.7
13)	Kamara, N.O. (RB)	1337	287	4.7	898	240	3.7	439	47	9.3
14)	Hill, K.C. (WR)	1335	120	11.1	96	9	10.7	1239	111	11.2
15)	Gibson, Was. (RB)	1331	300	4.4	1037	258	4.0	294	42	7.0
16)	Elliott, Dal. (RB)	1289	284	4.5	1002	237	4.2	287	47	6.1
17)	Fournette, T.B. (RB)	1266	249	5.1	812	180	4.5	454	69	6.6
18)	Diggs, Buf. (WR)	1225	103	11.9	0	0	---	1225	103	11.9
19)	Jacobs, L.V. (RB)	1220	271	4.5	872	217	4.0	348	54	6.4
20)	*J. Williams, Den. (RB)	1219	246	5.0	903	203	4.4	316	43	7.3
21)	D. Johnson, Pit. (WR)	1214	112	10.8	53	5	10.6	1161	107	10.9
22)	D.J. Moore, Car. (WR)	1205	101	11.9	48	8	6.0	1157	93	12.4
23)	Jones, G.B. (RB)	1190	223	5.3	799	171	4.7	391	52	7.5
24)	Lockett, Sea. (WR)	1184	75	15.8	9	2	4.5	1175	73	16.1
25)	Lamb, Dal. (WR)	1178	88	13.4	76	9	8.4	1102	79	13.9
26)	Patterson, Atl. (RB)	1166	205	5.7	618	153	4.0	548	52	10.5
27)	Montgomery, Chi. (RB)	1150	267	4.3	849	225	3.8	301	42	7.2
28)	Williams, LA-C (WR)	1146	76	15.1	0	0	---	1146	76	15.1
29)	Allen, LA-C (WR)	1138	106	10.7	0	0	---	1138	106	10.7
30)	M. Gordon, Den. (RB)	1131	231	4.9	918	203	4.5	213	28	7.6
31)	Kelce, K.C. (TE)	1128	94	12.0	3	2	1.5	1125	92	12.2
32)	Conner, Ariz (RB)	1127	239	4.7	752	202	3.7	375	37	10.1
33)	Pittman, Ind. (WR)	1126	93	12.1	44	5	8.8	1082	88	12.3
34)	Godwin, T.B. (WR)	1124	102	11.0	21	4	5.3	1103	98	11.3
35)	Dillon, G.B. (RB)	1116	221	5.0	803	187	4.3	313	34	9.2
36)	*Mitchell, S.F. (RB)	1100	226	4.9	963	207	4.7	137	19	7.2
37)	Singletary, Buf. (RB)	1098	228	4.8	870	188	4.6	228	40	5.7
38t)	Henry, Ten. (RB)	1091	237	4.6	937	219	4.3	154	18	8.6
38t)	Higgins, Cin. (WR)	1091	74	14.7	0	0	---	1091	74	14.7
40)	Mooney, Chi. (WR)	1087	87	12.5	32	6	5.3	1055	81	13.0
41)	Swift, Det. (RB)	1069	213	5.0	617	151	4.1	452	62	7.3
42)	McLaurin, Was. (WR)	1065	78	13.7	12	1	12.0	1053	77	13.7
43)	Harris, N.E. (RB)	1061	220	4.8	929	202	4.6	132	18	7.3
44)	Cooks, Hou. (WR)	1058	92	11.5	21	2	10.5	1037	90	11.5
45)	Pollard, Dal. (RB)	1056	169	6.2	719	130	5.5	337	39	8.6
46)	Evans, T.B. (WR)	1045	75	13.9	10	1	10.0	1035	74	14.0
47)	Renfrow, L.V. (WR)	1041	106	9.8	3	3	1.0	1038	103	10.1
48)	*K. Pitts, Atl. (TE)	1026	68	15.1	0	0	---	1026	68	15.1
49)	*Waddle, Mia. (WR)	1018	106	9.6	3	2	1.5	1015	104	9.8
50)	Brown, Bal. (WR)	1013	92	11.0	5	1	5.0	1008	91	11.1

WEEK 18 / THROUGH SUNDAY, JANUARY 9, 2022**NFL / LEADERS IN FIRST DOWNS**

Rank	Player, Team	Rush	Rec	Tot
1)	Taylor, Ind. (RB)	107	12	119
2)	Kupp, LA-R (WR)	1	89	90
3t)	Adams, G.B. (WR)	0	84	84
3t)	Ekeler, LA-C (RB)	53	31	84
3t)	*Harris, Pit. (RB)	62	22	84
6)	Hill, K.C. (WR)	4	75	79
7)	Gibson, Was. (RB)	65	12	77
8)	Jefferson, Min. (WR)	1	75	76
9t)	Andrews, Bal. (TE)	0	75	75
9t)	Fournette, T.B. (RB)	45	30	75
11)	Montgomery, Chi. (RB)	55	18	73
12)	Samuel, S.F. (WR)	21	51	72
13t)	Conner, Ariz (RB)	53	18	71
13t)	Elliott, Dal. (RB)	55	16	71
13t)	Mixon, Cin. (RB)	60	11	71
16)	Chubb, Cle. (RB)	61	9	70
17t)	Allen, LA-C (WR)	0	66	66
17t)	Cook, Min. (RB)	57	9	66
17t)	Diggs, Buf. (WR)	0	66	66
20)	Dillon, G.B. (RB)	50	15	65
21t)	D.J. Moore, Car. (WR)	4	60	64
21t)	*J. Williams, Den. (RB)	52	12	64
23)	Kelce, K.C. (TE)	1	62	63
24)	Kamara, N.O. (RB)	42	20	62
25)	D. Johnson, Pit. (WR)	2	59	61
26)	*Waddle, Mia. (WR)	1	59	60
27t)	Godwin, T.B. (WR)	4	55	59
27t)	Harris, N.E. (RB)	55	4	59
27t)	Jacobs, L.V. (RB)	45	14	59
27t)	Jones, G.B. (RB)	37	22	59
27t)	Darre. Williams, K.C. (RB)	40	19	59
32t)	*Chase, Cin. (WR)	2	56	58
32t)	Lamb, Dal. (WR)	4	54	58
34t)	Evans, T.B. (WR)	1	56	57
34t)	M. Gordon, Den. (RB)	48	9	57
36t)	Henry, Ten. (RB)	49	7	56
36t)	Hurts, Phi. (QB)	56	0	56
38t)	Michel, LA-R (RB)	49	6	55
38t)	Patterson, Atl. (RB)	29	26	55
38t)	Pittman, Ind. (WR)	1	54	55
38t)	Singleton, Buf. (RB)	44	11	55
42t)	Allen, Buf. (QB)	53	0	53
42t)	Higgins, Cin. (WR)	0	53	53
42t)	*Mitchell, S.F. (RB)	47	6	53
45t)	Mooney, Chi. (WR)	2	49	51
45t)	Renfrow, L.V. (WR)	0	51	51
45t)	Williams, LA-C (WR)	0	51	51
48t)	Pollard, Dal. (RB)	35	15	50
48t)	J. Robinson, Jac. (RB)	41	9	50
48t)	*St. Brown, Det. (WR)	2	48	50

WEEK 18 / THROUGH SUNDAY, JANUARY 9, 2022

NFL / LEADING PUNTERS

Rank	Player, Team	No	Yards	Lg	Avg	TB	Blk	Dwn	OB	Opp Ret	In Yds	Net 20	Avg
1)	Cole, L.V.	64	3202	71	50.0	7	0	5	7	28	341	28	42.5
2)	Fox, Det.	65	3198	70	49.2	7	0	11	2	35	308	17	42.3
3)	Lee, Ariz	51	2501	62	49.0	5	0	5	3	30	265	12	41.9
4)	Anger, Dal.	65	3143	63	48.4	4	0	7	5	25	163	24	44.6
5)	Way, Was.	60	2901	66	48.4	7	1	8	5	26	237	22	41.4
6)	Gillikin, N.O.	83	3956	63	47.7	4	0	11	7	43	391	29	42.0
7)	Cooke, Jac.	64	3026	68	47.3	1	1	8	8	21	173	28	43.6
8)	Bailey, N.E.	49	2316	71	47.3	6	3	6	8	16	138	23	39.6
9)	Morstead, NY-J-Atl.	45	2123	64	47.2	2	0	4	3	19	191	18	42.0
10)	Dickson, Sea.	83	3895	68	46.9	10	0	13	6	32	234	40	41.7
11)	Johnston, Hou.	88	4108	69	46.7	4	0	10	7	45	355	37	41.7
12)	Bojorquez, G.B.	53	2467	82	46.5	4	0	7	9	21	268	18	40.0
13)	Berry, Min.	78	3624	64	46.5	3	1	10	11	39	339	26	40.8
14)	Huber, Cin.	66	3064	61	46.4	6	0	7	10	28	235	22	41.0
15)	O'Donnell, Chi.	62	2865	72	46.2	5	0	7	3	34	375	19	38.5
16)	Martin, Den.	67	3083	68	46.0	3	0	7	9	24	154	28	42.8
17)	Long, LA-C	46	2091	69	45.5	2	1	4	6	29	323	11	36.8
18)	Wishnowsky, S.F.	57	2566	67	45.0	5	0	10	7	20	156	21	40.5
19)	Kern, Ten.	47	2105	59	44.8	1	0	7	10	18	185	18	40.4
20)	Palardy, Mia.	78	3489	65	44.7	5	0	12	4	30	262	31	40.1
21)	Sanchez, Ind.	59	2627	79	44.5	1	0	8	7	28	267	24	39.7
22)	Colquitt, Atl.-Cle.	48	2134	66	44.5	3	1	5	9	21	197	13	38.3
23)	Dixon, NY-G	74	3283	63	44.4	6	0	17	8	28	237	24	39.5
24)	Koch, Bal.	71	3149	61	44.4	4	0	10	10	31	228	26	40.0
25)	Hekker, LA-R	51	2252	59	44.2	1	0	8	8	9	60	23	42.6
26)	Siposs, Phi.	55	2416	68	43.9	3	0	10	6	24	225	17	38.7
27)	Haack, Buf.	52	2230	63	42.9	7	1	9	8	17	96	18	37.6
28)	*Harvin, Pit.	70	2982	64	42.6	3	0	6	15	27	261	25	38.0
29)	Pinion, T.B.	56	2378	65	42.5	2	0	8	8	21	162	23	38.9

NFL / LEADING PUNTERS, NET AVERAGE

Rank	Player, Team	No	Yards	Lg	Avg	TB	Blk	Dwn	OB	Opp Ret	In Yds	Net 20	Avg
1)	Anger, Dal.	65	3143	63	48.4	4	0	7	5	25	163	24	44.6
2)	Cooke, Jac.	64	3026	68	47.3	1	1	8	8	21	173	28	43.6
3)	Martin, Den.	67	3083	68	46.0	3	0	7	9	24	154	28	42.8
4)	Hekker, LA-R	51	2252	59	44.2	1	0	8	8	9	60	23	42.6
5)	Cole, L.V.	64	3202	71	50.0	7	0	5	7	28	341	28	42.5
6)	Fox, Det.	65	3198	70	49.2	7	0	11	2	35	308	17	42.3
7)	Morstead, NY-J-Atl.	45	2123	64	47.2	2	0	4	3	19	191	18	42.0
8)	Gillikin, N.O.	83	3956	63	47.7	4	0	11	7	43	391	29	42.0
9)	Lee, Ariz	51	2501	62	49.0	5	0	5	3	30	265	12	41.9
10)	Johnston, Hou.	88	4108	69	46.7	4	0	10	7	45	355	37	41.7
11)	Dickson, Sea.	83	3895	68	46.9	10	0	13	6	32	234	40	41.7
12)	Way, Was.	60	2901	66	48.4	7	1	8	5	26	237	22	41.4
13)	Huber, Cin.	66	3064	61	46.4	6	0	7	10	28	235	22	41.0
14)	Berry, Min.	78	3624	64	46.5	3	1	10	11	39	339	26	40.8
15)	Wishnowsky, S.F.	57	2566	67	45.0	5	0	10	7	20	156	21	40.5
16)	Kern, Ten.	47	2105	59	44.8	1	0	7	10	18	185	18	40.4
17)	Palardy, Mia.	78	3489	65	44.7	5	0	12	4	30	262	31	40.1
18)	Koch, Bal.	71	3149	61	44.4	4	0	10	10	31	228	26	40.0
19)	Bojorquez, G.B.	53	2467	82	46.5	4	0	7	9	21	268	18	40.0
20)	Sanchez, Ind.	59	2627	79	44.5	1	0	8	7	28	267	24	39.7
21)	Bailey, N.E.	49	2316	71	47.3	6	3	6	8	16	138	23	39.6
22)	Dixon, NY-G	74	3283	63	44.4	6	0	17	8	28	237	24	39.5
23)	Pinion, T.B.	56	2378	65	42.5	2	0	8	8	21	162	23	38.9
24)	Siposs, Phi.	55	2416	68	43.9	3	0	10	6	24	225	17	38.7
25)	O'Donnell, Chi.	62	2865	72	46.2	5	0	7	3	34	375	19	38.5
26)	Colquitt, Atl.-Cle.	48	2134	66	44.5	3	1	5	9	21	197	13	38.3
27)	*Harvin, Pit.	70	2982	64	42.6	3	0	6	15	27	261	25	38.0
28)	Haack, Buf.	52	2230	63	42.9	7	1	9	8	17	96	18	37.6
29)	Long, LA-C	46	2091	69	45.5	2	1	4	6	29	323	11	36.8

WEEK 18 / THROUGH SUNDAY, JANUARY 9, 2022**NFL / PUNT RETURN LEADERS**

Rank	Player, Team	Ret	FC	Yards	Avg	Long	TD
1)	Duvernay, Bal.	26	24	360	13.8	42	0
2t)	Grant, Mia.-Chi.	26	2	309	11.9	97t	1
2t)	Olszewski, N.E.	26	10	309	11.9	27	0
4)	Renfrow, L.V.	31	20	303	9.8	41	0
5)	Rogers, Ten.	30	20	293	9.8	55	0
6)	McCloud, Pit.	38	12	367	9.7	23	0
7)	Erickson, Car.	23	30	204	8.9	22	0
8)	Swain, Sea.	22	22	189	8.6	22	0
9)	Westbrook, Min.	22	18	183	8.3	45	0
10)	D. Spencer, Den.	26	12	206	7.9	25	0
11)	Hines, Ind.	23	14	170	7.4	16	0
12)	Reagor, Phi.	31	15	227	7.3	39	0
13)	Aiyuk, S.F.	29	12	208	7.2	27	0
14)	*Felton, Cle.	32	2	227	7.1	24	0
15)	Phillips, Cin.	25	12	177	7.1	17	0

NFL / KICKOFF RETURN LEADERS

Rank	Player, Team	Ret	Yards	Avg	Long	TD
1)	Berrios, NY-J	28	852	30.4	102t	1
2)	Roberts, Hou.-LA-C	37	1010	27.3	101t	1
3)	Carter, Was.	36	904	25.1	101t	1
4)	Igwebuike, Det.	28	697	24.9	47	0
5)	Pringle, K.C.	25	621	24.8	39	0
6)	McKenzie, Buf.	24	584	24.3	75	0
7)	Duvernay, Bal.	28	676	24.1	47	0
8)	*Herbert, Chi.	27	650	24.1	50	0
9)	Agnew, Jac.	22	525	23.9	102t	1
10)	Harris, N.O.	29	690	23.8	39	0
11)	Grant, Mia.-Chi.	23	539	23.4	34	0
12)	Dallas, Sea.	33	764	23.2	40	0
13)	Abdullah, Min.-Car.	29	646	22.3	45	0
14)	McCloud, Pit.	35	776	22.2	40	0
15)	*A. Williams, Atl.	23	490	21.3	38	0

WEEK 18 / THROUGH SUNDAY, JANUARY 9, 2022**NFL / LEADERS IN INTERCEPTIONS**

Rank	Player, Team	Int	Yards	Avg	Long	TD
1)	Diggs, Dal.	11	142	12.9	59t	2
2)	J. Jackson, N.E.	8	92	11.5	88t	1
3)	Oruwariye, Det.	6	73	12.2	50	0
4t)	Douglas, Ariz-G.B.	5	105	21.0	55t	2
4t)	Poyer, Buf.	5	87	17.4	26	0
4t)	Simmons, Den.	5	76	15.2	35	0
4t)	Diggs, Sea.	5	68	13.6	29	0
4t)	Byard, Ten.	5	66	13.2	24t	1
4t)	X. McKinney, NY-G	5	64	12.8	41t	1
4t)	Hyde, Buf.	5	59	11.8	26t	1
4t)	Howard, Mia.	5	54	10.8	37t	1
12t)	Dugger, N.E.	4	100	25.0	37	0
12t)	K. Moore, Ind.	4	78	19.5	32	0
12t)	*Surtain II, Den.	4	70	17.5	70t	1
12t)	McCain, Was.	4	63	15.8	30t	1
12t)	Murphy, Ariz	4	49	12.3	29t	1
12t)	Ramsey, LA-R	4	41	10.3	25	0
12t)	Phillips, N.E.	4	39	9.8	26t	1
12t)	Rapp, LA-R	4	31	7.8	18	0
12t)	L. Wilson, Cin.	4	31	7.8	18	0
12t)	Bradberry, NY-G	4	19	4.8	14	0
12t)	Leonard, Ind.	4	12	3.0	7	0
23t)	Ward, Cle.	3	103	34.3	99t	1
23t)	Baker, Ariz	3	101	33.7	77	0
23t)	Lewis, Dal.	3	88	29.3	66	0
23t)	P. Williams, N.O.	3	86	28.7	46	1
23t)	Oluokun, Atl.	3	80	26.7	56	0
23t)	Slay, Phi.	3	76	25.3	51t	1
23t)	Mathieu, K.C.	3	56	18.7	34t	1
23t)	Woods, Min.	3	54	18.0	27	0
23t)	*Adebo, N.O.	3	50	16.7	33	0
23t)	J. Thompson, Ariz	3	49	16.3	33	0
23t)	L. Johnson, Hou.	3	47	15.7	32	0
23t)	Edwards, T.B.	3	46	15.3	31t	2
23t)	A. Brown, Dal.	3	45	15.0	45t	1
23t)	Gardner-Johnson, N.O.	3	45	15.0	26	0
23t)	Witherspoon, Pit.	3	45	15.0	41	0
23t)	Terrell, Atl.	3	42	14.0	35	0
23t)	Lattimore, N.O.	3	35	11.7	20	0
23t)	J. Johnson, Cle.	3	31	10.3	31	0
23t)	King, Hou.	3	25	8.3	25	0
23t)	Rodgers, Ind.	3	24	8.0	12	0
23t)	D. McCourty, N.E.	3	22	7.3	22	0
23t)	Averett, Bal.	3	21	7.0	21	0
23t)	Sullivan, G.B.	3	14	4.7	13	0
23t)	Barr, Min.	3	11	3.7	8	0

WEEK 18 / THROUGH SUNDAY, JANUARY 9, 2022**NFL / LEADERS IN SACKS**

Rank	Player, Team	Sacks
1)	T. Watt, Pit. (LB)	22.5
2)	Quinn, Chi. (LB)	18.5
3)	Garrett, Cle. (DE)	16.0
4)	Bosa, S.F. (DE)	15.5
5)	Hendrickson, Cin. (DE)	14.0
6)	*Parsons, Dal. (LB)	13.0
7t)	Donald, LA-R (DE)	12.5
7t)	Jordan, N.O. (DE)	12.5
7t)	Judon, N.E. (LB)	12.5
10)	Landry, Ten. (LB)	12.0
11t)	Golden, Ariz (LB)	11.0
11t)	Reddick, Car. (LB)	11.0
13t)	Bosa, LA-C (DE)	10.5
13t)	C. Jones, Ariz (LB)	10.5
15t)	Barrett, T.B. (LB)	10.0
15t)	Heyward, Pit. (DE)	10.0
15t)	Ngakoué, L.V. (DE)	10.0
18t)	Floyd, LA-R (LB)	9.5
18t)	Gary, G.B. (LB)	9.5
18t)	Miller, Den.-LA-R (LB)	9.5
21t)	J. Allen, Was. (DT)	9.0
21t)	Autry, Ten. (DE)	9.0
21t)	Burns, Car. (DE)	9.0
21t)	Clowney, Cle. (DE)	9.0
21t)	Davenport, N.O. (DE)	9.0
21t)	Jones, K.C. (DE)	9.0
21t)	Ogbah, Mia. (DE)	9.0
21t)	P. Smith, G.B. (LB)	9.0
29t)	Dunlap, Sea. (DE)	8.5
29t)	*Phillips, Mia. (LB)	8.5
29t)	Simmons, Ten. (DE)	8.5
32t)	Crosby, L.V. (DE)	8.0
32t)	Greenard, Hou. (DE)	8.0
32t)	*Ojulari, NY-G (LB)	8.0
32t)	Wonnum, Min. (DE)	8.0
36t)	J. Allen, Jac. (LB)	7.5
36t)	Hargrave, Phi. (DT)	7.5
36t)	C. Harris, Det. (LB)	7.5
36t)	Hubbard, Cin. (DE)	7.5
36t)	Sweat, Phi. (DE)	7.5
41t)	Addison, Buf. (DE)	7.0
41t)	Bowser, Bal. (LB)	7.0
41t)	Buckner, Ind. (DT)	7.0
41t)	Tr. Gipson, Chi. (LB)	7.0
41t)	Ogunjobi, Cin. (DT)	7.0
41t)	Wormley, Pit. (DE)	7.0
47t)	Green, Sea. (DE)	6.5
47t)	Key, S.F. (DE)	6.5
47t)	Taylor, Sea. (DE)	6.5
47t)	L. Williams, NY-G (DE)	6.5

WEEK 18 / THROUGH SUNDAY, JANUARY 9, 2022

NFL / FUMBLE RECOVERIES

Rank	Player, Team	TotRec	OffRec	DefRec
1)	K. Murray, Ariz	13	13	0
2)	Prescott, Dal.	7	7	0
3)	Heinicke, Was.	6	6	0
4t)	Carr, L.V.	5	5	0
4t)	Roethlisberger, Pit.	5	5	0
6t)	Cousins, Min.	4	4	0
6t)	*Eichenberg, Mia.	4	4	0
6t)	*Felton, Cle.	4	4	0
6t)	*Fields, Chi.	4	4	0
6t)	*Mills, Hou.	4	4	0
11t)	Allen, Ariz	3	0	3
11t)	Darnold, Car.	3	3	0
11t)	*Darrisaw, Min.	3	3	0
11t)	Dulin, Ind.	3	1	2
11t)	Firkser, Ten.	3	2	1
11t)	Garoppolo, S.F.	3	3	0
11t)	Goff, Det.	3	3	0
11t)	*Herbert, Chi.	3	3	0
11t)	*Holland, Mia.	3	3	0
11t)	Hurts, Phi.	3	3	0
11t)	Leonard, Ind.	3	1	2
11t)	Luvu, Car.	3	0	3
11t)	Mathieu, K.C.	3	0	3
11t)	McCoy, Ariz	3	3	0
11t)	Patterson, Atl.	3	3	0
11t)	Renfrow, L.V.	3	3	0
11t)	Rogers, Ten.	3	3	0
11t)	Ryan, Atl.	3	3	0
11t)	Simpson, L.V.	3	3	0
11t)	Stafford, LA-R	3	3	0
11t)	Taylor, Ind.	3	3	0
11t)	Warner, S.F.	3	0	3
11t)	T. Watt, Pit.	3	0	3
11t)	Wilson, Sea.	3	3	0
11t)	*Z. Wilson, NY-J	3	3	0
11t)	Winfield, T.B.	3	0	3

NFL / OFFENSIVE FUMBLE RECOVERIES

Rank	Player, Team	Ret	Yards	Avg	Long	TD
1)	K. Murray, Ariz	13	0	0.0	0	0
2)	Prescott, Dal.	7	0	0.0	0	0
3)	Heinicke, Was.	6	0	0.0	0	0
4t)	Carr, L.V.	5	0	0.0	0	0
4t)	Roethlisberger, Pit.	5	0	0.0	0	0
6t)	Cousins, Min.	4	0	0.0	0	0
6t)	*Eichenberg, Mia.	4	0	0.0	0	0
6t)	*Felton, Cle.	4	0	0.0	0	0
6t)	*Fields, Chi.	4	0	0.0	0	0
6t)	*Mills, Hou.	4	0	0.0	0	0
11t)	*Holland, Mia.	3	3	1.0	3	0
11t)	Darnold, Car.	3	0	0.0	0	0
11t)	*Darrisaw, Min.	3	0	0.0	0	0
11t)	Garoppolo, S.F.	3	0	0.0	0	0
11t)	Goff, Det.	3	0	0.0	0	0
11t)	*Herbert, Chi.	3	0	0.0	0	0
11t)	Hurts, Phi.	3	0	0.0	0	0
11t)	McCoy, Ariz	3	0	0.0	0	0
11t)	Patterson, Atl.	3	0	0.0	0	0
11t)	Rogers, Ten.	3	0	0.0	0	0
11t)	Ryan, Atl.	3	0	0.0	0	0
11t)	Simpson, L.V.	3	0	0.0	0	0
11t)	Stafford, LA-R	3	0	0.0	0	0
11t)	Taylor, Ind.	3	0	0.0	0	0
11t)	Wilson, Sea.	3	0	0.0	0	0
11t)	*Z. Wilson, NY-J	3	0	0.0	0	0
11t)	Renfrow, L.V.	3	-6	-2.0	0	0

WEEK 18 / THROUGH SUNDAY, JANUARY 9, 2022

NFL / DEFENSIVE FUMBLE RECOVERIES

Rank	Player, Team	Ret	Yards	Avg	Long	TD
1t)	Luvu, Car.	3	35	11.7	28	0
1t)	Allen, Ariz	3	26	8.7	16t	1
1t)	Mathieu, K.C.	3	14	4.7	14	0
1t)	Winfield, T.B.	3	9	3.0	9	0
1t)	Warner, S.F.	3	0	0.0	0	0
1t)	T. Watt, Pit.	3	0	0.0	0	0
7t)	Slay, Phi.	2	116	58.0	83t	2
7t)	Howard, Mia.	2	49	24.5	49t	1
7t)	Hubbard, Cin.	2	43	21.5	43	0
7t)	Davis, LA-C	2	34	17.0	20	0
7t)	Leonard, Ind.	2	29	14.5	21	0
7t)	Houston-Carson, Chi.	2	25	12.5	25t	1
7t)	Collins, Was.	2	23	11.5	23	0
7t)	Hyde, Buf.	2	16	8.0	16	0
7t)	Nichols, Chi.	2	13	6.5	12	0
7t)	Al-Shaair, S.F.	2	12	6.0	12	0
7t)	Lewis, Dal.	2	10	5.0	10	0
7t)	Barrett, T.B.	2	4	2.0	3	0
7t)	Br. Jones, Mia.	2	3	1.5	3	0
7t)	Perryman, L.V.	2	2	1.0	1	0
7t)	Philon, L.V.	2	2	1.0	2	0
7t)	Barnes, G.B.	2	1	0.5	1	0
7t)	Barr, Min.	2	0	0.0	0	0
7t)	*Carter II, NY-J	2	0	0.0	0	0
7t)	Dulin, Ind.	2	0	0.0	0t	1
7t)	Golden, Ariz	2	0	0.0	0	0
7t)	Hicks, Ariz	2	0	0.0	0	0
7t)	Hyder, Sea.	2	0	0.0	0	0
7t)	D. Johnson, S.F.	2	0	0.0	0	0
7t)	Jones, LA-C	2	0	0.0	0	0
7t)	*Melifonwu, Det.	2	0	0.0	0	0
7t)	Milano, Buf.	2	0	0.0	0	0
7t)	Niemann, K.C.	2	0	0.0	0	0
7t)	*Oweh, Bal.	2	0	0.0	0	0
7t)	*Paye, Ind.	2	0	0.0	0	0
7t)	Pratt, Cin.	2	0	0.0	0	0
7t)	Rankins, NY-J	2	0	0.0	0	0
7t)	Sherfield, S.F.	2	0	0.0	0	0
7t)	Sieler, Mia.	2	0	0.0	0	0
7t)	Kirksey, Hou.	2	-1	-0.5	0	0

WEEK 18 / THROUGH SUNDAY, JANUARY 9, 2022

Team/Offense Rank (Within League)

	BAL	BUF	CIN	CLE	DEN	HOU	IND	JAX	KC	LV	LAC	MIA	NE	NYJ	PIT	TEN		ARI	ATL	CAR	CHI	DAL	DET	GB	LAR	MIN	NO	NYG	PHI	SF	SEA	TB	WAS
	6	5	13	18	19	32	16	27	3	11	4	25	15	26	23	17	TYds/G	8	29	30	24	1	22	10	9	12	28	31	14	7	20	2	21
18	14	7	17	19	30	16	24	5	10	6	29	11	25	28	22	TYds/P	15	23	32	27	3	20	8	4	12	26	31	13	1	9	2	21	
3	6	23	4	13	32	2	22	16	28	21	30	8	27	29	5	RYds/G	10	31	20	14	9	19	18	25	17	15	24	1	7	11	26	12	
5	6	26	1	10	32	2	9	7	27	17	31	12	13	29	14	RshAvg	22	30	23	21	8	11	20	25	19	28	24	4	16	3	15	18	
13	9	7	27	19	28	26	22	4	6	2t	17	14	20	15	24	PsYd/G	10	16	29	30	2t	18	8	5	11	32	31	25	12	23	1	21	
19	15	3	22	16	25	17	27	9	8	10	26	7	28	29	21	PasAvg	11	18	32	30	4	24	6	2	12	20	31	13	1	14	5	23	
27	17	18	22	7	25	4	26	10	13	12	14	16	29	6	20	%HdInt	9	21	31	32	8	15	2	28	1	19	30	11	23	3	5	24	
29	2	31	30	22	24	13	9	3	15	4	18	8	27	11	26	Sac/PP	19	20	25	32	6	12	10	7	5	21	16	14	17	28	1	23	
5	4	18	17	21	32	13	29	1	15	3	23	9t	26	24	9t	1D/Gm	8	28	25	19	6	22	7	12	20	27	31	14	11	30	2	16	
25	3	16	17	21	15	12	28	1	22	5t	13	10	27	18	8	3D Eff	5t	19	29	32	11	31	9	7	26	30	24	4	14	23	2	20	
1t	20t	3	30	13	27	8	12	1t	6	4t	15t	4t	23	24	7	4D Eff	10	28t	31	28t	11	19	9	17	15t	18	26	25	20t	32	14	20t	
1	14	25	28	19	27	24	16	3	10	32	31	6	2	11	9	PR Avg	12	18	13	4	30	7	21	5	22	8	23	26	20	17	29	15	
13	11	24	21	32	10	6	16	9	25	4	31	18	1	15	27	KR Avg	20	19	17	12	5	7	30	23	2	14	22	29	28	8	26	3	
23	31	11	29	15	9	21	12	8	1	25	19	20	14	28	24	GPntAv	3	17	30	13	4	2	10	26	16	5	22	27	18	7	32	6	
19	31	14	30	4	10	22	2	3	6	32	18	23	12	27	21	NPntAv	9	17	29	26	1	7	20	5	15	8	24	25	16	11	28	13	
17	3	7t	20	23t	30	9	32	4	18	5	22	6	28	21	15	Pts/Gm	11	26	29	27	1	25	10	7t	14	19	31	12	13	16	2	23t	
1	11t	16	32	19	26t	21t	26t	11t	4	9	29	5	26t	7	23	FG%	24	3	8	14t	21t	14t	31	2	13	20	10	6	18	30	25	17	

Opponent/Defense Rank (Within League)

	BAL	BUF	CIN	CLE	DEN	HOU	IND	JAX	KC	LV	LAC	MIA	NE	NYJ	PIT	TEN		ARI	ATL	CAR	CHI	DAL	DET	GB	LAR	MIN	NO	NYG	PHI	SF	SEA	TB	WAS
25	1	18	5	8	31	16	20	27	14	23	15	4	32	24	12	TYds/G	11	26	2	6	19	29	9	17	30	7	21	10	3	28	13	22	
32	1	21	2	13	31	23	25	30	9	22	12	5	28	19	17	TYds/P	18	24	3	14	20	29	16	10	26	4	11	8	6	15	7	27	
1	13	5	12	15	31	10	23t	21	19	30	14	22	29	32	2	RYds/G	20	27	18	23t	16	28	11	6	26	4	25	9	7	17	3	8	
3	11	13	12	14	27	20	16	31	10	28	18	25	24	32	4	RshAvg	26	17	8	19	23	21	30	5	29	1	22	6	7	2	15	9	
32	1	26	5	8	23	19	17	27	13	12	16	2	30	9	25	PsYd/G	7	18	4	3	20	24	10	22	28	14	15	11	6	31	21	29	
31	1	21	3	16	30	20	27	26	8	22	7	2	29	9	19	PasAvg	13	25	6	17	18	32	5	15	23	12	11	14	10	24	4	28	
29	3	20	18	15	5	4	30	12	32	23	17	1	31	16	10	%HdInt	14	19	25	26	2	22	8	7	9	6	13	21	28	27	11	24	
28	6	14	10	18	22	26	21	30	23	20	7	16	24	2	13	Sac/PP	11	32	9	1	15	27	17	5	4	8	25	31	3	29	12	19	
16	1	15	8t	5	27	11	21	24	20	28t	13t	3	32	22	10	1D/Gm	12	28t	4	7	8t	26	13t	19	30	2	25	23	6	31	17	18	
3	1	22	13	28	26	19	25	18	15	32	20	5	27	7	6	3D Eff	10	30	9	11	2	29	23t	21	4	8	16	23t	17	14	12	31	
23t	8	2	28	4	20	18t	31	25	32	1	23t	15t	27	17	21	4D Eff	10	12t	18t	12t	26	29	7	15t	12t	5	30	11	6	3	9	22	
7	2	13	15	3	10	25	12	1	31	29	18	16	28	26	27	PR Avg	20	22	8	30	4	19	32	5	17	23	14	24	9	6	11	21	
4	3	19	7	32	9	17	31	5	21	12	11	14	2	25	8	KR Avg	13	24	29	15	27	20	26	18	22	10	1	28	23	6	30	16	
17	15	7	30	32	5	8	14	29	24	18	6	28	1	9	10	GPntAv	25	27	16	12	4	19	23	21	26	13	2	3	31	20	11	22	
9	10	7	26	32	15	17	18	22	23	30	13	8	3	2	4	NPntAv	25	28	20	1	14	12	24	29	27	11	5	6	21	19	16	31	
19	1	17	13t	3	27	9t	28	8	26	29t	16	2	32	20	6	Pts/Gm	11t	29t	21	22	7	31	13t	15	24	4	23	18	9t	11t	5	25	
3	27	2	32	4	19t	6	23	13	9t	28	14	1	29	24t	7t	FG%	11	30	17	26	12	21	16	22	15	7t	24t	19t	5	9t	18	31	

* PASSING	Att	Cmp	Yds	Cmp%	Yds/Att	TD	TD%	Int	Int%	Long	Sack/Lost	Rating
L. Jackson	382	246	2882	64.4	7.54	16	4.2	13	3.4	49t	38/ 190	87.0
Huntley	188	122	1081	64.9	5.75	3	1.6	4	2.1	43	18/ 107	76.6
Johnson LG	85	57	638	67.1	7.51	5	5.9	2	2.4	28	3/ 23	99.0
Johnson TM	40	28	304	70.0	7.60	2	5.0	1	2.5	28	1/ 9	98.3
Streveler LG	9	6	36	66.7	4.00	0	0.0	0	0.0	17	2/ 17	74.3
Koch	1	0	0	0.0	0.00	0	0.0	0	0.0	---	0/ 0	39.6
TEAM	611	396	4267	64.8	6.98	21	3.4	18	2.9	49t	57/ 306	84.4
OPPONENTS	621	397	4986	63.9	8.03	31	5.0	9	1.4	82t	34/ 244	99.4

BUFFALO BILLS / WEEK 18 / THROUGH SUNDAY, JANUARY 9, 2022

WON 11, LOST 6				* RUSHING				No.	Yds	Avg	Long	TD		
09/12	L	16-23	Pittsburgh	69,787	Singletary	188	870	4.6	46t	7				
09/19	W	35-0	at Miami	65,040	Allen	122	763	6.3	34	6				
09/26	W	43-21	Washington	68,434	Moss	96	345	3.6	17	4				
10/03	W	40-0	Houston	68,087	Breida	26	125	4.8	28	1				
10/10	W	38-20	at Kansas City	73,389	McKenzie	9	47	5.2	10	1				
10/18	L	31-34	at Tennessee	69,419	Sanders	2	31	15.5	24	0				
10/31	W	26-11	Miami	69,355	Trubisky	13	24	1.8	22	1				
11/07	L	6-9	at Jacksonville	63,110	Knox	0	4	---	4	0				
11/14	W	45-17	at N.Y. Jets	77,625	Gilliam	3	3	1.0	2	0				
11/21	L	15-41	Indianapolis	69,866	Gillan LG	1	0	0.0	0	0				
11/25	W	31-6	at New Orleans	69,170	Webb	2	-3	-1.5	-1	0				
12/06	L	10-14	New England	69,694	TEAM	461	2209	4.8	46t	20				
12/12	L	27-33 OT	at Tampa Bay	65,655	OPPONENTS	442	1866	4.2	76t	19				
12/19	W	31-14	Carolina	65,398	* RECEIVING									
12/26	W	33-21	at New England	65,878	Diggs	103	1225	11.9	61	10				
01/02	W	29-15	Atlanta	64,948	Beasley	82	693	8.5	29t	1				
01/09	W	27-10	N.Y. Jets	64,783	Knox	49	587	12.0	53t	9				
			Buff.	Opp.	Sanders	42	626	14.9	41	4				
TOTAL FIRST DOWNS			398	285	Singletary	40	228	5.7	19	1				
Rushing			134	108	Davis	35	549	15.7	49	6				
Passing			236	138	Moss	23	197	8.6	24	1				
Penalty			28	39	McKenzie	20	178	8.9	28	1				
3rd Down: Made/Att	103/222		66/214	Sweeney	9	44	4.9	13	1					
3rd Down Pct.	46.4		30.8	Breida	7	72	10.3	23t	2					
4th Down: Made/Att	11/22		16/35	Gilliam	3	23	7.7	8	0					
4th Down Pct.	50.0		45.7	Kumerow	2	28	14.0	15	0					
POSSESSION AVG.	31:34		28:26	TEAM	415	4450	10.7	61	36					
TOTAL NET YARDS	6493		4637	OPPONENTS	297	3047	10.3	73t	12					
Avg. Per Game	381.9		272.8	* INTERCEPTIONS										
Total Plays	1143		1014	Poyer	5	87	17.4	26	0					
Avg. Per Play	5.7		4.6	Hyde	5	59	11.8	26t	1					
NET YARDS RUSHING	2209		1866	Wallace	2	29	14.5	15	0					
Avg. Per Game	129.9		109.8	J. Johnson	1	25	25.0	25	0					
Total Rushes	461		442	Matakevich	1	15	15.0	15	0					
NET YARDS PASSING	4284		2771	Klein	1	12	12.0	12	0					
Avg. Per Game	252.0		163.0	Edmunds	1	4	4.0	4	0					
Sacked/Yards Lost	27/166		42/276	T. Johnson	1	4	4.0	4	0					
Gross Yards	4450		3047	Rousseau	1	3	3.0	3	0					
Att./Completions	655/415		530/297	White	1	0	0.0	0	0					
Completion Pct.	63.4		56.0	TEAM	19	238	12.5	26t	1					
Had Intercepted	16		19	OPPONENTS	16	151	9.4	32	0					
PUNTS/AVERAGE	53/42.1		75/45.3	* PUNTING										
NET PUNTING AVG.	53/37.6		75/39.7	Haack	52	2230	42.9	37.6	7	18	63	1		
PENALTIES/YARDS	113/980		102/844	Gillan LG	42	1842	43.9	39.5	1	15	65	0		
FUMBLES/BALL LOST	24/6		23/11	TEAM	53	2230	42.1	37.6	7	18	63	1		
TOUCHDOWNS	57		32	OPPONENTS	75	3394	45.3	39.7	5	16	71	1		
Rushing	20		19	* PUNT RETURNS										
Passing	36		12	McKenzie	19	6	147	7.7	26	0				
Returns	1		1	Stevenson	14	1	132	9.4	19	0				
* SCORE BY PERIODS	Q1	Q2	Q3	Q4	OT	PTS	Hyde	4	0	37	9.3	17	0	
TEAM	102	123	107	151	0	483	TEAM	37	7	316	8.5	26	0	
OPPONENTS	37	115	37	94	6	289	OPPONENTS	17	11	96	5.6	16	0	
* SCORING	TD-Ru-Pa-Rt	K-PAT	FG	S	PTS	* KICKOFF RETURNS								
Bass	0	0	0	0	51/51	28/32	0	135	McKenzie	24	584	24.3	75	0
Diggs	10	0	10	0	0	0	60	Stevenson	7	165	23.6	31	0	
Knox	9	0	9	0	0	0	54	Breida	1	27	27.0	27	0	
Singletary	8	7	1	0	0	0	48	T. Jones	1	14	14.0	14	0	
Allen	6	6	0	0	0	0	40	TEAM	34	790	23.2	75	0	
Davis	6	0	6	0	0	0	36	OPPONENTS	41	739	18.0	33	0	
Moss	5	4	1	0	0	0	30	* FIELD GOALS	1-19	20-29	30-39	40-49	50+	
Sanders	4	0	4	0	0	0	24	Bass	0/0	15/15	7/8	4/5	2/4	
Breida	3	1	2	0	0	0	18	TEAM	0/0	15/15	7/8	4/5	2/4	
McKenzie	2	1	1	0	0	0	12	OPPONENTS	0/0	7/7	6/7	5/6	3/3	
Beasley	1	0	1	0	0	0	8	Bass:	(37G,25G,42G)(53N)(21G,48G,29G)(33G,26G,					
Hyde	1	0	0	1	0	0	6	21G,28G)(30G)(24G,28G,52G)(57G,39G)(24G,41G)						
Sweeney	1	0	1	0	0	0	6	(29G)(57N,49N)(34G)(35G,33N)(21G,25G)(26G)(25G,						
Trubisky	1	1	0	0	0	0	6	34G)(41G,21G)						
TEAM	57	20	36	1	51/51	28/32	0	483	OPP:	(24G,20G,45G)(())(38G,54G)(43G,38G)(36B,				
OPPONENTS	32	19	12	1	26/26	21/23	1	289	51G)(39G,55G,42N,21G)(48G)(36G,35G)(41G,34G)					
2-Pt Conv:	Allen 2,	Beasley, TM 3-6,	OPP 3-5(23G,24G)(())(28G,24G)(49G)											
SACKS:	Addison 7, Oliver 4, Rousseau 4, Obada 3.5, T. Johnson 3, Lotulelei 3, Milano 3,													
Poyer 3, Basham Jr. 2.5, Hughes 2, Epenesa 1.5, Ankou LG 1, Ankou TM 1, Hyde 1, Phillips 1, Zimmer 1, (group) 1, White 0.5, TM 42, OPP 27														
FUM/LOST:	Allen 8/3, Singletary 5/0, McKenzie 2/1, Moss 2/1, Stevenson 2/0, Beasley 1/0, Breida 1/1, Diggs 1/0, Gillan(LG) 1/0, Haack 1/0, Sweeney 1/0													

* PASSING	Att	Cmp	Yds	Cmp%	Yds/Att	TD	TD%	Int	Int%	Long	Sack/Lost	Rating
Allen	646	409	4407	63.3	6.82	36	5.6	15	2.3	61	26/ 164	92.2
Trubisky	8	6	43	75.0	5.38	0	0.0	1	12.5	15	0/ 0	47.4
Beasley	1	0	0	0.0	0.00	0	0.0	0	0.0	---	0/ 0	39.6
Diggs	0	0	0	---	---	0	---	0	---	---	1/ 2	---
TEAM	655	415	4450	63.4	6.79	36	5.5	16	2.4	61	27/ 166	91.3
OPPONENTS	530	297	3047	56.0	5.75	12	2.3	19	3.6	73t	42/ 276	65.3

51N,40N,49G)(35G)(45G)(54N,24G,24G)(28G,24G,45N)
 (26G,47G)(40G)(43G,43G)(33G,24G,47N)(54G,51N)(
 (34G)()

* PASSING

	Att	Cmp	Yds	Cmp%	Yds/Att	TD	TD%	Int	Int%	Long	Sack/Lost	Rating
Burrow	520	366	4611	70.4	8.87	34	6.5	14	2.7	82t	51/ 370	108.3
B. Allen	34	17	149	50.0	4.38	2	5.9	0	0.0	26	4/ 33	81.6
Boyd	1	1	46	100.0	46.00	0	0.0	0	0.0	46	0/ 0	118.8
TEAM	555	384	4806	69.2	8.66	36	6.5	14	2.5	82t	55/ 403	106.9
OPPONENTS	626	420	4498	67.1	7.19	26	4.2	13	2.1	60t	42/ 276	93.1

CLEVELAND BROWNS / WEEK 18 / THROUGH SUNDAY, JANUARY 9, 2022

WON 8, LOST 9				* RUSHING		No.	Yds	Avg	Long	TD					
09/12	L 29-33	at Kansas City	72,973	Chubb	228	1259	5.5	70t	8						
09/19	W 31-21	Houston	67,431	D. Johnson	100	534	5.3	30	3						
09/26	W 26- 6	Chicago	67,431	Hunt	78	386	4.9	33	5						
10/03	W 14- 7	at Minnesota	66,703	Mayfield	37	134	3.6	14	1						
10/10	L 42-47	at L.A. Chargers	70,240	Landry	6	40	6.7	16t	2						
10/17	L 14-37	Arizona	67,431	Schwartz	6	39	6.5	17	0						
10/21	W 17-14	Denver	67,431	Felton	7	24	3.4	12	0						
10/31	L 10-15	Pittsburgh	67,431	Keenum	12	22	1.8	10	0						
11/07	W 41-16	at Cincinnati	65,451	Beckham TM	2	14	7.0	10	0						
11/14	L 7-45	at New England	65,878	Kelly	2	13	6.5	11	0						
11/21	W 13-10	Detroit	67,431	Stanton	3	5	1.7	3	0						
11/28	L 10-16	at Baltimore	70,355	Njoku	1	1	1.0	1	0						
12/12	W 24-22	Baltimore	67,431	Gillan TM	1	0	0.0	0	0						
12/20	L 14-16	Las Vegas	67,431	Janovich	2	0	0.0	1t	1						
12/25	L 22-24	at Green Bay	77,901	TEAM	485	2471	5.1	70t	20						
01/03	L 14-26	at Pittsburgh	63,624	OPPONENTS	437	1857	4.2	57t	13						
01/09	W 21-16	Cincinnati	67,431	* RECEIVING	No.	Yds	Avg	Long	TD						
		Clev.	Opp.	Landry	52	570	11.0	38	2						
TOTAL FIRST DOWNS	342	327	Hooper	38	345	9.1	34	3							
Rushing	138	108	Njoku	36	475	13.2	71t	4							
Passing	177	184	Peoples-Jones	34	597	17.6	60t	3							
Penalty	27	35	Higgins	24	275	11.5	21	1							
3rd Down: Made/Att	83/212	86/219	Hunt	22	174	7.9	23	0							
3rd Down Pct.	39.2	39.3	Bryant	21	233	11.1	41	3							
4th Down: Made/Att	12/29	16/25	Chubb	20	174	8.7	40	1							
4th Down Pct.	41.4	64.0	D. Johnson	19	137	7.2	18	0							
POSSESSION AVG.	30:48	29:12	Felton	18	181	10.1	33t	2							
TOTAL NET YARDS	5791	5296	Beckham TM	17	232	13.6	26	0							
Avg. Per Game	340.6	311.5	Schwartz	10	135	13.5	44	1							
Total Plays	1054	1056	Bradley	4	64	16.0	37	0							
Avg. Per Play	5.5	5.0	Janovich	3	9	3.0	3	0							
NET YARDS RUSHING	2471	1857	Stanton	2	7	3.5	6	1							
Avg. Per Game	145.4	109.2	Mayfield	0	11	---	11	0							
Total Rushes	485	437	TEAM	320	3619	11.3	71t	21							
NET YARDS PASSING	3320	3439	OPPONENTS	367	3712	10.1	75t	29							
Avg. Per Game	195.3	202.3	* INTERCEPTIONS	No.	Yds	Avg	Long	TD							
Sacked/Yards Lost	49/299	43/273	Ward	3	103	34.3	99t	1							
Gross Yards	3619	3712	J. Johnson	3	31	10.3	31	0							
Att./Completions	520/320	576/367	G. Williams	2	7	3.5	7	0							
Completion Pct.	61.5	63.7	Smith	2	1	0.5	1	0							
Had Intercepted	14	13	Delpit	1	5	5.0	5	0							
PUNTS/AVERAGE	67/43.0	71/48.2	Green	1	1	1.0	1	0							
NET PUNTING AVG.	67/38.3	71/42.1	Harrison	1	0	0.0	0	0							
PENALTIES/YARDS	112/1035	98/877	TEAM	13	148	11.4	99t	1							
FUMBLES/BALL LOST	20/8	24/6	OPPONENTS	14	175	12.5	37	0							
TOUCHDOWNS	43	43	* PUNTING	No.	Yds	Avg	Net	TB	In	Lg	B				
Rushing	20	13	Colquitt LG	48	2134	44.5	38.3	3	13	66	1				
Passing	21	29	Colquitt TM	25	1038	41.5	36.1	2	6	56	0				
Returns	2	1	Gillan TM	42	1842	43.9	39.5	1	15	65	0				
* SCORE BY PERIODS	Q1	Q2	Q3	Q4	OT	PTS	TEAM	67	2880	43.0	38.3	3	21	65	0
TEAM	68	133	68	80	0	349	OPPONENTS	71	3425	48.2	42.1	5	16	66	0
OPPONENTS	65	102	74	130	0	371	* PUNT RETURNS	Ret	FC	Yds	Avg	Long	TD		
* SCORING	TD-Ru-Pa-Rt	K-PAT	FG	S	PTS	Felton	32	2	227	7.1	24	0			
McLaughlin	0	0	0	0	36/37	15/21	0	81	Peoples-Jones	12	3	95	7.9	20	0
Chubb	9	8	1	0	0	0	54	Natson	3	0	15	5.0	8	0	
Hunt	5	5	0	0	0	0	32	TEAM	47	5	337	7.2	24	0	
Landry	4	2	2	0	0	24	OPPONENTS	30	15	257	8.6	29	0		
Njoku	4	0	4	0	0	24	* KICKOFF RETURNS	No.	Yds	Avg	Long	TD			
Hooper	3	0	3	0	0	20	Schwartz	15	322	21.5	35	0			
Bryant	3	0	3	0	0	18	Felton	9	172	19.1	28	0			
D. Johnson	3	3	0	0	0	18	D. Johnson	6	139	23.2	29	0			
Peoples-Jones	3	0	3	0	0	18	Natson	5	107	21.4	28	0			
Felton	2	0	2	0	0	12	Bradley	2	49	24.5	25	0			
Blewitt LG	0	0	0	0	2/ 2	2/ 5	0	8	Janovich	2	19	9.5	13	0	
Janovich	1	1	0	0	0	0	8	Pierce LG	1	27	27.0	27	0		
Garrett	1	0	0	1	0	6	Stewart	1	20	20.0	20	0			
Higgins	1	0	1	0	0	6	TEAM	40	828	20.7	35	0			
Mayfield	1	1	0	0	0	6	OPPONENTS	39	791	20.3	31	0			
Schwartz	1	0	1	0	0	6	* FIELD GOALS	1-19	20-29	30-39	40-49	50+			
Stanton	1	0	1	0	0	6	McLaughlin	0/ 0	3/ 3	4/ 4	4/10	4/ 4			
Ward	1	0	0	1	0	6	Blewitt LG	0/ 0	0/ 0	0/ 0	1/ 4	1/ 1			
Naggar	0	0	0	0	1/ 2	1/ 1	0	4	Naggar	0/ 0	0/ 0	1/ 1	0/ 0		
TEAM	43	20	21	2	37/39	16/22	0	349	TEAM	0/ 0	3/ 3	5/ 5	4/10	4/ 4	
OPPONENTS	43	13	29	1	33/35	26/27	0	371	OPPONENTS	0/ 0	6/ 6	7/ 7	8/ 9	5/ 5	

DENVER BRONCOS / WEEK 18 / THROUGH SUNDAY, JANUARY 9, 2022

WON 7, LOST 10				* RUSHING		No.	Yds	Avg	Long	TD			
09/12	W 27-13	at N.Y. Giants	74,119	M. Gordon	203	918	4.5	70t	8				
09/19	W 23-13	at Jacksonville	58,461	J. Williams	203	903	4.4	49	4				
09/26	W 26- 0	N.Y. Jets	75,882	Bridgewater	30	106	3.5	13	2				
10/03	L 7-23	Baltimore	76,490	Lock	10	53	5.3	23t	2				
10/10	L 19-27	at Pittsburgh	59,841	Boone	4	35	8.8	16	0				
10/17	L 24-34	Las Vegas	76,854	Crockett	3	7	2.3	6	0				
10/21	L 14-17	at Cleveland	67,431	Jeudy	2	3	1.5	3	0				
10/31	W 17-10	Washington	75,973	TEAM	455	2025	4.5	70t	16				
11/07	W 30-16	at Dallas	93,503	OPPONENTS	441	1892	4.3	35	9				
11/14	L 13-30	Philadelphia	76,766	* RECEIVING									
11/28	W 28-13	L.A. Chargers	75,807	Fant	68	670	9.9	35	4				
12/05	L 9-22	at Kansas City	73,185	Sutton	58	776	13.4	55	2				
12/12	W 38-10	Detroit	76,211	T. Patrick	53	734	13.8	44t	5				
12/19	L 10-15	Cincinnati	76,134	J. Williams	43	316	7.3	42	3				
12/26	L 13-17	at Las Vegas	60,972	Jeudy	38	467	12.3	40	0				
01/02	L 13-34	at L.A. Chargers	70,240	Okwuegbunam	33	330	10.0	64	2				
01/08	L 24-28	Kansas City	76,012	M. Gordon	28	213	7.6	30	2				
		Denv.	Opp.	Hinton	15	175	11.7	40	1				
TOTAL FIRST DOWNS		331	312	Saubert	8	47	5.9	11	1				
Rushing		124	99	Hamler	5	74	14.8	28	0				
Passing		179	192	Boone	2	22	11.0	19	0				
Penalty		28	21	S. Williams	1	34	34.0	34	0				
3rd Down: Made/Att		82/213	101/225	Lock	1	1	1.0	1	0				
3rd Down Pct.		38.5	44.9	D. Spencer	1	-3	-3.0	-3	0				
4th Down: Made/Att		16/28	11/26	TEAM	354	3856	10.9	64	20				
4th Down Pct.		57.1	42.3	OPPONENTS	341	3901	11.4	59	22				
POSSESSION AVG.		30:48	29:12	* INTERCEPTIONS									
TOTAL NET YARDS		5618	5544	Simmons	5	76	15.2	35	0				
Avg. Per Game		330.5	326.1	Surtain II	4	70	17.5	70t	1				
Total Plays		1036	1039	Sterns	2	47	23.5	46	0				
Avg. Per Play		5.4	5.3	Chubb	1	21	21.0	21	0				
NET YARDS RUSHING		2025	1892	Jackson	1	7	7.0	7	0				
Avg. Per Game		119.1	111.3	TEAM	13	221	17.0	70t	1				
Total Rushes		455	441	OPPONENTS	9	134	14.9	75t	1				
NET YARDS PASSING		3593	3652	* PUNTING									
Avg. Per Game		211.4	214.8	Martin	67	3083	46.0	42.8	3 28 68 0				
Sacked/Yards Lost		40/263	36/249	TEAM	67	3083	46.0	42.8	3 28 68 0				
Gross Yards		3856	3901	OPPONENTS	60	3021	50.4	43.9	8 20 71 0				
Att./Completions		541/354	562/341	* PUNT RETURNS									
Completion Pct.		65.4	60.7	D. Spencer	26	12	206	7.9	25 0				
Had Intercepted		9	13	Hinton	2	2	24	12.0	15 0				
PUNTS/AVERAGE		67/46.0	60/50.4	TEAM	28	14	230	8.2	25 0				
NET PUNTING AVG.		67/42.8	60/43.9	OPPONENTS	24	24	154	6.4	42 0				
PENALTIES/YARDS		83/711	104/922	* KICKOFF RETURNS									
FUMBLES/BALL LOST		12/9	12/6	D. Spencer	17	291	17.1	26	0				
TOUCHDOWNS		37	36	A. Patrick LG	1	0	0.0	0	0				
Rushing		16	9	A. Patrick TM	1	0	0.0	0	0				
Passing		20	22	TEAM	18	291	16.2	26	0				
Returns		1	5	OPPONENTS	14	551	39.4	102t	2				
* SCORE BY PERIODS		Q1 Q2 Q3 Q4 OT PTS	* FIELD GOALS		1-19 20-29 30-39 40-49 50+								
TEAM		54 106 64 111 0	335	McManus	0/ 0	7/ 8	6/ 6	8/ 8	5/ 9				
OPPONENTS		71 94 71 86 0	322	TEAM	0/ 0	7/ 8	6/ 6	8/ 8	5/ 9				
* SCORING		TD-Ru-Pa-Rt K-PAT FG S PTS	OPPONENTS		1/ 1 5/ 5 4/ 4 6/11 8/10								
McManus		0 0 0 0 33/34 26/31 0	111	McManus: (23G,36G)(32G,46G,40G)(45G,47G,21G,36G)									
M. Gordon		10 8 2 0 0	60	() (39G,29G)(32G)(45G,53N)(53G,27G,53N,42G)									
J. Williams		7 4 3 0 0	42	(21G,22B,28G)(42G)(52G)(54G,51N)(49G,55G,55N)									
T. Patrick		5 0 5 0 0	30	(61G,23G)(31G)									
Fant		4 0 4 0 0	24	OPP: ()(52N,48N)(40G,46G,20G)(48G,43G)(50G,									
Sutton		2 0 2 0 0	14	43N,30G)(52G,41B)(45B,52G,47B)(30G,52G,23G)									
Bridgewater		2 2 0 0 0	12	(52N)(56G,45G,26G)(36G)(53G,58G,26G)(41G)(19G,									
Lock		2 2 0 0 0	12	23G)(34G,51G)									
Okwuegbunam		2 0 2 0 0	12	2-Pt Conv: Sutton, TM 1-3, OPP 3-6									
Hinton		1 0 1 0 0	6										
Saubert		1 0 1 0 0	6										
Surtain II		1 0 0 1 0	6										
TEAM		37 16 20 1 33/34 26/31 0	335										
OPPONENTS		36 9 22 5 28/29 24/31 0	322										
SACKS: S. Harris 6, D. Jones 5.5, Reed 5, Miller TM 4.5, Cooper 2.5, Weatherly LG 2.5, Weatherly TM 2.5, A. Johnson 2, Sterns 2, Young LG 2, Agim 1.5, Simmons 1.5, Callahan 1, Jackson 1, D. Williams 1, TM 36, OPP 40													
FUM/LOST: M. Gordon 3/3, Lock 2/1, D. Spencer 2/2, J. Williams 2/1, Bridgewater 1/1, Jeudy 1/0, Okwuegbunam 1/1													
* PASSING		Att	Cmp	Yds	Cmp%	Yds/Att	TD	TD%	Int	Int%	Long	Sack/Lost	Rating
Bridgewater		426	285	3052	66.9	7.16	18	4.2	7	1.6	64	31/ 211	94.9
Lock		111	67	787	60.4	7.09	2	1.8	2	1.8	44	9/ 52	80.4
Rypien		2	0	0	0.0	0.00	0	0.0	0	0.0	---	0/ 0	39.6
Hinton		1	1	1	100.0	1.00	0	0.0	0	0.0	1	0/ 0	79.2
Sutton		1	1	16	100.0	16.00	0	0.0	0	0.0	16	0/ 0	118.8
TEAM		541	354	3856	65.4	7.13	20	3.7	9	1.7	64	40/ 263	91.7
OPPONENTS		562	341	3901	60.7	6.94	22	3.9	13	2.3	59	36/ 249	85.0

HOUSTON TEXANS / WEEK 18 / THROUGH SUNDAY, JANUARY 9, 2022

WON 4, LOST 13				* RUSHING		No.	Yds	Avg	Long	TD									
09/12	W 37-21	Jacksonville	68,105	Burkhead		122	427	3.5	36	3									
09/19	L 21-31	at Cleveland	67,431	Ingram	TM	92	294	3.2	24	1									
09/23	L 9-24	Carolina	68,320	D. Johnson		67	228	3.4	15	0									
10/03	L 0-40	at Buffalo	68,087	Freeman	LG	56	169	3.0	13	0									
10/10	L 22-25	New England	68,450	Freeman	TM	35	92	2.6	13	0									
10/17	L 3-31	at Indianapolis	57,947	T. Taylor		19	151	7.9	30	3									
10/24	L 5-31	at Arizona	60,297	Lindsay	TM	50	130	2.6	35	1									
10/31	L 22-38	L.A. Rams	66,013	Mills		18	44	2.4	11	0									
11/07	L 9-17	at Miami	60,232	Cooks		2	21	10.5	16	0									
11/21	W 22-13	at Tennessee	67,395	S. Phillips		6	13	2.2	4	0									
11/28	L 14-21	N.Y. Jets	65,120	Samuels	LG	5	9	1.8	3	0									
12/05	L 0-31	Indianapolis	65,291	Samuels	TM	5	9	1.8	3	0									
12/12	L 13-33	Seattle	67,610	T. Smith		1	7	7.0	7	0									
12/19	W 30-16	at Jacksonville	60,252	Akins		1	3	3.0	3	0									
12/26	W 41-29	L.A. Chargers	65,674	Conley		1	3	3.0	3	0									
01/02	L 7-23	at San Francisco	71,612	Dorsett	LG	1	0	0.0	0	0									
01/09	L 25-28	Tennessee	66,722	Dorsett	TM	1	0	0.0	0	0									
		Hou.	Opp.	TEAM		420	1422	3.4	36	8									
TOTAL FIRST DOWNS		266	382	OPPONENTS		523	2418	4.6	83	25									
Rushing		77	135	* RECEIVING		No.	Yds	Avg	Long	TD									
Passing		162	218	Cooks		90	1037	11.5	52	6									
Penalty		27	29	N. Collins		33	446	13.5	32	1									
3rd Down: Made/Att		95/239	89/206	D. Johnson		32	225	7.0	16	1									
3rd Down Pct.		39.7	43.2	Burkhead		25	186	7.4	20	0									
4th Down: Made/Att		9/21	11/19	Amendola		24	248	10.3	39	3									
4th Down Pct.		42.9	57.9	Akins		24	214	8.9	31	0									
POSSESSION AVG.		28:14	31:46	Brown		23	171	7.4	29	0									
TOTAL NET YARDS		4727	6535	Conley		22	323	14.7	41t	2									
Avg. Per Game		278.1	384.4	C. Moore		21	227	10.8	67t	2									
Total Plays		1010	1101	Jordan		20	178	8.9	27	3									
Avg. Per Play		4.7	5.9	Freeman	LG	10	77	7.7	12	0									
NET YARDS RUSHING		1422	2418	Freeman	TM	7	62	8.9	12	0									
Avg. Per Game		83.6	142.2	Dorsett	LG	7	110	15.7	36	0									
Total Rushes		420	523	Dorsett	TM	6	107	17.8	36	0									
NET YARDS PASSING		3305	4117	Ingram	TM	7	24	3.4	10	0									
Avg. Per Game		194.4	242.2	Auclair		5	47	9.4	15	1									
Sacked/Yards Lost		44/325	32/225	Miller	TM	5	23	4.6	10	1									
Gross Yards		3630	4342	Lindsay	TM	3	37	12.3	22t	1									
Att./Completions		546/354	546/363	Samuels	LG	3	14	4.7	6	0									
Completion Pct.		64.8	66.5	Samuels	TM	3	14	4.7	6	0									
Had Intercepted		15	17	S. Phillips		2	9	4.5	8	0									
PUNTS/AVERAGE		88/46.7	57/44.1	Roberts	TM	1	35	35.0	35	0									
NET PUNTING AVG.		88/41.7	57/40.4	D. Davis	LG	1	17	17.0	17	0									
PENALTIES/YARDS		114/978	89/790	D. Davis	TM	1	17	17.0	17	0									
FUMBLES/BALL LOST		18/7	25/8	TEAM		354	3630	10.3	67t	21									
TOUCHDOWNS		31	53	OPPONENTS		363	4342	12.0	68	27									
Rushing		8	25	* INTERCEPTIONS		No.	Yds	Avg	Long	TD									
Passing		21	27	L. Johnson		3	47	15.7	32	0									
Returns		2	1	King		3	25	8.3	25	0									
* SCORE BY PERIODS		Q1	Q2	Q3	Q4	OT	PTS	T. Thomas		2	48	24.0	48t	1					
TEAM		60	99	34	87	0	280	Reid		2	45	22.5	24	0					
OPPONENTS		71	137	104	140	0	452	Grugier-Hill		1	82	82.0	82	0					
* SCORING		TD-Ru-Pa-Rt	K-PAT	FG	S	PTS	Mitchell			1	22	22.0	22	0					
Fairbairn		0	0	0	0	13/16	15/19	0	58	Hargreaves III	TM	1	18	18.0	18	0			
Cooks		6	0	6	0		0	36	Owens		1	7	7.0	7	0				
Amendola		3	0	3	0		0	20	Wilson	LG	1	7	7.0	7	0				
Slye		0	0	0	0	7/ 8	4/ 5	0	19	Kirksey		1	1	1.0	1	0			
Burkhead		3	3	0	0		0	18	M. Collins		1	0	0.0	0	0				
Jordan		3	0	3	0		0	18	Murray		1	0	0.0	0	0				
T. Taylor		3	3	0	0		0	18	TEAM		17	295	17.4	82	1				
Conley		2	0	2	0		0	12	OPPONENTS		15	116	7.7	32	0				
Lindsay		2	1	1	0		0	12	* PUNTING		No.	Yds	Avg	Net	TB	In	Lg	B	
C. Moore		2	0	2	0		0	12	Johnston		88	4108	46.7	41.7	4	37	69	0	
Eberle		0	0	0	0	5/ 5	2/ 3	0	11	TEAM		88	4108	46.7	41.7	4	37	69	0
Auclair		1	0	1	0		0	6	OPPONENTS		57	2513	44.1	40.4	1	18	58	0	
N. Collins		1	0	1	0		0	6	* PUNT RETURNS		Ret	FC	Yds	Avg	Long	TD			
Ingram		1	1	0	0		0	6	King		17	7	154	9.1	20	0			
D. Johnson		1	0	1	0		0	6	Roberts	TM	8	2	33	4.1	11	0			
Miller		1	0	1	0		0	6	T. Smith		1	1	1	1.0	1	0			
T. Smith		1	0	0	1		0	6	Amendola		0	1	0	---	---	0			
T. Thomas		1	0	0	1		0	6	TEAM		26	11	188	7.2	20	0			
Martin		0	0	0	0		1	2	OPPONENTS		45	22	355	7.9	48	0			
Mills		0	0	0	0		0	2											
TEAM		31	8	21	2	25/29	21/27	1	280										
OPPONENTS		53	25	27	1	44/48	28/32	0	452										
2-Pt Conv:		Amendola, Mills, TM 2-2, OPP 3-5																	

SACKS: Greenard 8, Martin 4, Grugier-Hill 3, Mercilus TM 3, M. Collins 2.5, Jenkins 2.5, Blacklock 2, Walker 2, C. Smith LG 1.5, C. Smith TM 1.5, Lopez 1, Rivers 1, Wallow 1, Dwumfour 0.5, TM 32, OPP 44
 FUM/LOST: Mills 5/1, T. Taylor 3/0, Akins 2/2, Roberts(TM) 2/1, Amendola 1/0, Britt 1/0, Brown 1/1, Burkhead 1/0, Conley 1/1, D. Johnson 1/1

* KICKOFF RETURNS		No.	Yds	Avg	Long	TD
T. Smith		21	537	25.6	98t	1
Roberts	TM	18	386	21.4	38	0
Amendola		1	15	15.0	15	0
Auclair		1	11	11.0	11	0
King		1	27	27.0	27	0
Samuels	LG	1	0	0.0	0	0
Samuels	TM	1	0	0.0	0	0
T. Thomas		0	30	---	30	0
TEAM		43	1006	23.4	98t	1
OPPONENTS		32	653	20.4	31	0
* FIELD GOALS		1-19	20-29	30-39	40-49	50+
Fairbairn		0/ 0	4/ 4	5/ 5	2/ 4	4/ 6
Slye	TM	0/ 0	2/ 2	0/ 0	1/ 2	1/ 1
Eberle	TM	0/ 0	1/ 1	0/ 0	0/ 0	1/ 2
TEAM		0/ 0	7/ 7	5/ 5	3/ 6	6/ 9
OPPONENTS		0/ 0	9/ 9	13/14	3/ 5	3/ 4
Fairbairn: ()()()() (33G,56N) (31G) (53G) (45N) (31G, 40G,20G) (43G,24G,37G) (55N) () (21G,61G) (52G,51G, 25G) () (45N) (31G)						
TM: (40G,26G,25G) (41B) (53G) () (33G,56N) (31G) (53G) (45N) (31G,40G,20G) (43G,24G,37G) (55N) () (21G,61G) (52G,51G,25G) (51G,52N,25G) (45N) (31G)						
OPP: (55N) (30G) (21G) (33G,26G,21G,28G) (52G,52G, 32G,21G) (41G) (31G) (27G) (42G) () (31G,42N,37G) (35N, 23G) (38G,38G) (22G,38G,35G) (50G,46G,35G) (37G,27G, 36G) (42N)						

* PASSING	Att	Cmp	Yds	Cmp%	Yds/Att	TD	TD%	Int	Int%	Long	Sack/Lost	Rating
Mills	394	263	2664	66.8	6.76	16	4.1	10	2.5	67t	31/ 206	88.8
T. Taylor	150	91	966	60.7	6.44	5	3.3	5	3.3	52	13/ 119	76.7
Amendola	1	0	0	0.0	0.00	0	0.0	0	0.0	---	0/ 0	39.6
Burkhead	1	0	0	0.0	0.00	0	0.0	0	0.0	---	0/ 0	39.6
TEAM	546	354	3630	64.8	6.65	21	3.8	15	2.7	67t	44/ 325	85.2
OPPONENTS	546	363	4342	66.5	7.95	27	4.9	17	3.1	68	32/ 225	94.1

* PASSING		Att	Cmp	Yds	Cmp%	Yds/Att	TD	TD%	Int	Int%	Long	Sack/Lost	Rating
Wentz		516	322	3563	62.4	6.91	27	5.2	7	1.4	76t	32/ 227	94.6
Eason	TM	5	2	25	40.0	5.00	0	0.0	1	20.0	15	0/ 0	16.7
TEAM		521	324	3588	62.2	6.89	27	5.2	8	1.5	76t	32/ 227	93.5
OPPONENTS		597	390	4203	65.3	7.04	32	5.4	19	3.2	69t	33/ 223	90.5

FUM/LOST: Lawrence 9/5, J. Robinson 4/2,
 Hyde 2/2, Agnew 1/0, Arnold(LG) 1/1,
 Arnold(TM) 1/1, Austin 1/1, Farrell 1/0,
 Mickens(LG) 1/0, Mickens(TM) 1/0,
 Shenault 1/1

Wright: () () () () (53N) (40G, 54G, 53G) () (39G, 55G,
 42N, 21G) (56G, 51N) (30G) (22G, 34G) () () (22G, 38G, 35G)
 (21G, 45G, 40G) (29G) (22G, 20G, 39G, 31G)
 TM: (55N) (52N, 48N) () () (53N) (40G, 54G, 53G) () (39G,
 55G, 42N, 21G) (56G, 51N) (30G) (22G, 34G) () () (22G, 38G,
 35G) (21G, 45G, 40G) (29G) (22G, 20G, 39G, 31G)
 OPP: (40G, 26G, 25G) (32G, 46G, 40G) (68N, 34G) (43N,
 35G) (34G) (33G, 24G, 58N) (31G) (24G, 41G) (24G, 29G,
 37G) (20G, 48G, 45G) () (40G, 44G, 37G) (47N, 44G, 29G)
 (52G, 51G, 25G) (42G, 20G) (43G) (41G)

* PASSING	Att	Cmp	Yds	Cmp%	Yds/Att	TD	TD%	Int	Int%	Long	Sack/Lost	Rating
Lawrence	602	359	3641	59.6	6.05	12	2.0	17	2.8	58	32/ 238	71.9
Beathard	2	2	33	100.0	16.50	0	0.0	0	0.0	28	0/ 0	118.8
TEAM	604	361	3674	59.8	6.08	12	2.0	17	2.8	58	32/ 238	72.1
OPPONENTS	543	377	4111	69.4	7.57	24	4.4	7	1.3	55	32/ 236	100.8

KANSAS CITY CHIEFS / WEEK 18 / THROUGH SUNDAY, JANUARY 9, 2022

WON 12, LOST 5										* RUSHING									
										No.	Yds	Avg	Long	TD					
09/12	W	33-29	Cleveland	72,973	Darre. Williams	144	558	3.9	21	6									
09/19	L	35-36	at Baltimore	70,417	Edwards-Helaire	119	517	4.3	17	4									
09/26	L	24-30	L.A. Chargers	72,980	Mahomes	66	381	5.8	32	2									
10/03	W	42-30	at Philadelphia	69,796	Gore	51	256	5.0	51t	2									
10/10	L	20-38	Buffalo	73,389	Hill	9	96	10.7	33	0									
10/17	W	31-13	at Washington	51,322	McKinnon	12	62	5.2	18	0									
10/24	L	3-27	at Tennessee	69,484	Hardman	8	46	5.8	24	0									
11/01	W	20-17	N.Y. Giants	72,898	Burton	8	26	3.3	7t	1									
11/07	W	13- 7	Green Bay	73,476	Bell	4	10	2.5	3	0									
11/14	W	41-14	at Las Vegas	62,125	Kelce	2	3	1.5	4t	1									
11/21	W	19- 9	Dallas	73,494	Henne	8	0	0.0	4	0									
12/05	W	22- 9	Denver	73,185	TEAM	431	1955	4.5	51t	16									
12/12	W	48- 9	Las Vegas	73,278	OPPONENTS	419	1999	4.8	47t	15									
12/16	W	34-28	OT at L.A. Chargers	70,240	* RECEIVING						No.	Yds	Avg	Long	TD				
12/26	W	36-10	Pittsburgh	73,371	Hill	111	1239	11.2	75t	9									
01/02	L	31-34	at Cincinnati	64,505	Kelce	92	1125	12.2	69	9									
01/08	W	28-24	at Denver	76,012	Hardman	59	693	11.7	53	2									
		K.C.		Opp.		Darre. Williams		47		452		9.6		38t 2					
TOTAL FIRST DOWNS		419		363		Pringle		42		568		13.5		40t 5					
Rushing		119		121		Robinson		25		264		10.6		33t 3					
Passing		267		209		Edwards-Helaire		19		129		6.8		29 2					
Penalty		33		33		McKinnon		13		107		8.2		14t 1					
3rd Down: Made/Att		107/205		80/199		Bell		9		87		9.7		24 0					
3rd Down Pct.		52.2		40.2		Gore		8		105		13.1		50 0					
4th Down: Made/Att		10/15		19/31		Gray		7		36		5.1		8 1					
4th Down Pct.		66.7		61.3		Fortson		5		47		9.4		27 2					
POSSESSION AVG.		30:56		29:04		Gordon		5		32		6.4		11 1					
TOTAL NET YARDS		6746		6272		Burton		3		31		10.3		20 0					
Avg. Per Game		396.8		368.9		Kemp		2		24		12.0		16 0					
Total Plays		1134		1060		Remmers		1		-2		-2.0		-2 0					
Avg. Per Play		5.9		5.9		TEAM		448		4937		11.0		75t 37					
NET YARDS RUSHING		1955		1999		OPPONENTS		401		4482		11.2		72t 27					
Avg. Per Game		115.0		117.6		* INTERCEPTIONS		No.		Yds		Avg		Long TD					
Total Rushes		431		419		Mathieu		3		56		18.7		34t 1					
NET YARDS PASSING		4791		4273		Sorensen		2		75		37.5		75t 1					
Avg. Per Game		281.8		251.4		Gay		2		14		7.0		13 0					
Sacked/Yards Lost		28/146		31/209		Sneed		2		2		1.0		2 0					
Gross Yards		4937		4482		Ward		2		0		0.0		0 0					
Att./Completions		675/448		610/401		Thornhill		1		13		13.0		13 0					
Completion Pct.		66.4		65.7		Hitchens		1		0		0.0		0 0					
Had Intercepted		13		15		Hughes		1		0		0.0		0 0					
PUNTS/AVERAGE		40/46.7		52/48.1		Wharton		1		0		0.0		0 0					
NET PUNTING AVG.		40/43.1		52/41.8		TEAM		15		160		10.7		75t 2					
PENALTIES/YARDS		111/925		116/911		OPPONENTS		13		77		5.9		34 1					
FUMBLES/BALL LOST		23/12		25/14		* PUNTING		No.		Yds		Avg		Net TB In Lg B					
TOUCHDOWNS		57		44		T. Townsend		37		1746		47.2		43.8 3 20 68 0					
Rushing		16		15		J. Townsend LG		13		556		42.8		36.8 1 2 63 0					
Passing		37		27		J. Townsend TM		2		91		45.5		35.5 0 0 50 0					
Returns		4		2		Butker		1		31		31.0		31.0 0 1 31 0					
* SCORE BY PERIODS		Q1 Q2 Q3 Q4		OT PTS		TEAM		40		1868		46.7		43.1 3 21 68 0					
TEAM		130 124 91 129		6 480		OPPONENTS		52		2502		48.1		41.8 5 17 66 0					
OPPONENTS		66 135 50 113		0 364		* PUNT RETURNS		Ret		FC		Yds		Avg Long TD					
* SCORING		TD-Ru-Pa-Rt		K-PAT		FG S PTS		Hardman		13		5		157 12.1 31 0					
Butker		0 0 0 0		47/49		25/28		0 122		Hughes		5		5 68 13.6 37 0					
Kelce		10 1 9 0		0		0		60		Robinson		1		0 3 3.0 3 0					
Hill		9 0 9 0		0		0		54		TEAM		19		10 228 12.0 37 0					
Darre. Williams		8 6 2 0		0		0		48		OPPONENTS		17		9 84 4.9 20 0					
Edwards-Helaire		6 4 2 0		0		0		38		* KICKOFF RETURNS		No.		Yds Avg Long TD					
Pringle		5 0 5 0		0		0		30		Pringle		25		621 24.8 39 0					
Robinson		3 0 3 0		0		0		18		Burton		2		21 10.5 12 0					
Mahomes		2 2 0 0		0		0		14		Hardman		2		35 17.5 20 0					
Fortson		2 0 2 0		0		0		12		Hughes		1		25 25.0 25 0					
Fry TM		0 0 0 0		3/ 4 3/ 4		0		12		TEAM		30		702 23.4 39 0					
Gore		2 2 0 0		0		0		12		OPPONENTS		35		658 18.8 75 0					
Hardman		2 0 2 0		0		0		12		* FIELD GOALS		1-19		20-29 30-39 40-49 50+					
Bolton		1 0 0 1		0		0		6		Butker		0/ 0		3/ 3 11/11 4/ 5 7/ 9					
Burton		1 1 0 0		0		0		6		Fry TM		0/ 0		0/ 0 2/ 3 1/ 1 0/ 0					
Gordon		1 0 1 0		0		0		6		TEAM		0/ 0		3/ 3 13/14 5/ 6 7/ 9					
Gray		1 0 1 0		0		0		6		OPPONENTS		0/ 0		6/ 6 7/ 9 5/ 7 2/ 2					
Hughes		1 0 0 1		0		0		6		Butker: (28G,43G)()		(34G)()		(38G,54G)(52G)(42G,					
Mathieu		1 0 0 1		0		0		6		57N)(36G,34G)(24G,55G)(40G,46N,35G)(37G,53G,51N)									
McKinnon		1 0 1 0		0		0		6		(56G,45G,26G)(54G,37G)(30G,33G)()		(34G)(34G,51G)							
Sorensen		1 0 0 1		0		0		6		TM: (28G,43G)()		(34G)()		(38G,54G)(52G)(42G,57N)					
TEAM		57 16 37 4		50/53 28/32		0 480		(36G,34G)(24G,55G)(40G,46N,35G)(37G,53G,51N)											
OPPONENTS		44 15 27 2		36/39 20/24		0 364		(56G,45G,26G)(54G,37G)(30G,33G)(44G,39N,34G,30G)											
2-Pt Conv: Edwards-Helaire, Mahomes, TM		2-3,		(34G)(34G,51G)															

OPP: ()(43G)(24G)(29G,25G,31G)(30G)(50G,43G,42N)

SACKS: Jones 9, F. Clark 4.5, Danna 3, (34G,51G)(23G)(40N,37B)()(33G,30G,48G)(42G)(26G)
Nnadi 3, Reed 2.5, Ingram LG 2, Ingram TM 1, ()(36N,34G)(46G,20G)(31G)

Wharton 2, Joe Jackson LG 1.5, Okafor 1.5,
Mathieu 1, Niemann 1, Sneed 1, Sorensen 1,
Gay 0.5, TM 31, OPP 28

FUM/LOST: Mahomes 9/4, Hardman 3/2,
Edwards-Helaire 2/2, Henne 2/0, Hill 2/1,
Pringle 2/1, Hughes 1/1, Humphrey 1/0,
Kelce 1/1

* PASSING	Att	Cmp	Yds	Cmp%	Yds/Att	TD	TD%	Int	Int%	Long	Sack/Lost	Rating
Mahomes	658	436	4839	66.3	7.35	37	5.6	13	2.0	75t	28/ 146	98.5
Henne	16	11	82	68.8	5.13	0	0.0	0	0.0	17	0/ 0	80.7
T. Townsend	1	1	16	100.0	16.00	0	0.0	0	0.0	16	0/ 0	118.8
TEAM	675	448	4937	66.4	7.31	37	5.5	13	1.9	75t	28/ 146	98.1
OPPONENTS	610	401	4482	65.7	7.35	27	4.4	15	2.5	72t	31/ 209	92.0

LAS VEGAS RAIDERS / WEEK 18 / THROUGH SUNDAY, JANUARY 9, 2022

WON 10, LOST 7										* RUSHING												
09/13	W	33-27	OT	Baltimore	61,756	Jacobs	217	872	4.0	28	9	No.	Yds	Avg	Long	TD						
09/19	W	26-17		at Pittsburgh	63,707	Drake	63	254	4.0	21	2											
09/26	W	31-28	OT	Miami	59,311	Barber	55	212	3.9	27	2											
10/04	L	14-28		at L.A. Chargers	70,240	Carr	40	108	2.7	22	0											
10/10	L	9-20		Chicago	59,122	Mariota	13	87	6.7	31	1											
10/17	W	34-24		at Denver	76,854	Richard	9	40	4.4	23	0											
10/24	W	33-22		Philadelphia	62,000	Ruggs III	3	16	5.3	7	0											
11/07	L	16-23		at N.Y. Giants	74,512	Ragas	1	9	9.0	9	0											
11/14	L	14-41		Kansas City	62,125	Leavitt	2	6	3.0	4	0											
11/21	L	13-32		Cincinnati	61,712	D. Jackson LG	1	4	4.0	4	0											
11/25	W	36-33	OT	at Dallas	93,483	D. Jackson TM	1	4	4.0	4	0											
12/05	L	15-17		Washington	61,607	Jones	2	3	1.5	4	0											
12/12	L	9-48		at Kansas City	73,278	Renfrow	3	3	1.0	5	0											
12/20	W	16-14		at Cleveland	67,431	Peterman	2	2	1.0	1	0											
12/26	W	17-13		Denver	60,972	Ingold	2	1	0.5	1	0											
01/02	W	23-20		at Indianapolis	65,985	Edwards	1	0	0.0	0	0											
01/09	W	35-32	OT	L.A. Chargers	62,068	TEAM	414	1617	3.9	31	14											
L.V.										Opp.												
TOTAL FIRST DOWNS										* RECEIVING												
Rushing	349				349	Renfrow	103	1038	10.1	54	9	No.	Yds	Avg	Long	TD						
Passing	217				202	Waller	55	665	12.1	33	2											
Penalty	37				38	Jacobs	54	348	6.4	29	0											
3rd Down: Made/Att	77/206				91/230	Jones	47	546	11.6	43	1											
3rd Down Pct.	37.4				39.6	Edwards	34	571	16.8	51	3											
4th Down: Made/Att	12/19				21/29	Moreau	30	373	12.4	44	3											
4th Down Pct.	63.2				72.4	Drake	30	291	9.7	31t	1											
POSSESSION AVG.										Ruggs III												
TOTAL NET YARDS	6184				5732	D. Jackson LG	20	454	22.7	75t	2											
Avg. Per Game	363.8				337.2	D. Jackson TM	12	233	19.4	56t	1											
Total Plays	1082				1103	Richard	12	72	6.0	19	0											
Avg. Per Play	5.7				5.2	Ingold	10	85	8.5	29	1											
NET YARDS RUSHING										Barber												
Avg. Per Game	95.1				114.3	Snead TM	3	32	10.7	15	0											
Total Rushes	414				462	T. Johnson LG	2	16	8.0	10	0											
NET YARDS PASSING										Carrier												
Avg. Per Game	268.6				222.9	Ragas	2	6	3.0	4	0											
Sacked/Yards Lost	40/241				35/207	Helm	1	-1	-1.0	-1	0											
Gross Yards	4808				3996	TEAM	429	4808	11.2	61t	23											
Att./Completions	628/429				606/400	OPPONENTS	400	3996	10.0	52	29											
Completion Pct.	68.3				66.0	* INTERCEPTIONS	No.	Yds	Avg	Long	TD											
Had Intercepted	14				6	Moehrig	1	35	35.0	35	0											
PUNTS/AVERAGE										Mullen												
NET PUNTING AVG.	64/50.0				68/46.7	Hobbs	1	9	9.0	9	0											
PENALTIES/YARDS										Abram												
FUMBLES/BALL LOST	29/10				21/9	Facyson LG	1	0	0.0	0	0											
TOUCHDOWNS										Facyson TM												
Rushing	14				18	Hayward	1	0	0.0	0	0											
Passing	23				29	TEAM	6	68	11.3	35	0											
Returns	0				4	OPPONENTS	14	193	13.8	85t	2											
* SCORE BY PERIODS										* PUNTING												
Q1	Q2	Q3	Q4	OT	PTS	TEAM	66	98	94	95	21	374	Cole	64	3202	50.0	42.5	7	28	71	0	
OPPONENTS										TEAM												
TD-Ru-Pa-Rt	K-PAT	FG	S	PTS	OPPONENTS	68	3173	46.7	41.8	1	31	60	0									
Carlson	0	0	0	0	30/33	40/43	0	150	* PUNT RETURNS	Ret	FC	Yds	Avg	Long	TD							
Jacobs	9	9	0	0			0	54	Renfrow	31	20	303	9.8	41	0							
Renfrow	9	0	9	0			0	54	Kwiatkoski	1	0	6	6.0	6	0							
Drake	3	2	1	0			0	18	TEAM	32	20	309	9.7	41	0							
Edwards	3	0	3	0			0	18	OPPONENTS	28	17	341	12.2	37	0							
Moreau	3	0	3	0			0	18	* KICKOFF RETURNS	No.	Yds	Avg	Long	TD								
Barber	2	2	0	0			0	12	Richard	11	227	20.6	32	0								
D. Jackson LG	2	0	2	0			0	12	Drake	10	192	19.2	31	0								
D. Jackson TM	1	0	1	0			0	6	T. Johnson LG	8	156	19.5	34	0								
Ruggs III	2	0	2	0			0	12	T. Johnson TM	8	156	19.5	34	0								
Waller	2	0	2	0			0	12	Ruggs III	4	70	17.5	22	0								
Ingold	1	0	1	0			0	6	Barber	2	49	24.5	25	0								
Jones	1	0	1	0			0	6	TEAM	35	694	19.8	34	0								
Mariota	1	1	0	0			0	6	OPPONENTS	33	742	22.5	100t	1								
Hayward	0	0	0	0			1	2	* FIELD GOALS	1-19	20-29	30-39	40-49	50+								
TEAM	37	14	23	0	30/33	40/43	1	374	Carlson	0/	0	10/11	12/12	12/13	6/	7						
OPPONENTS	51	18	29	4	44/46	27/33	0	439	TEAM	0/	0	10/11	12/12	12/13	6/	7						
2-Pt Conv: TM	0-3				OPPONENTS	0/	0	1/	1	6/	6	13/16	7/10									
SACKS: Ngakoue 10, Crosby 8, Jefferson 4.5, Thomas 3.5, Koonce 2, Philon 2, Ferrell 1.5, Nassib 1.5, Hobbs 1, Littleton 0.5, Square LG 0.5, Square TM 0.5, TM 35, OPP 40										Carlson: (34G,55G)(46G,33G,41G,45G)(50G,38G,22G)(52N)(31G)(50G,43N,30G)(28G,39G)(25G,32G,25G,25N)()(26G,47G)(22G,46G,30G,56G,29G)(52G,38G,37G)(26G)(24G,40G,48G)(41G)(47G,44G,33G)(24G,31G,52G,40G,47G)												
FUM/LOST: Carr 13/5, Renfrow 5/1, Barber 2/0, Jacobs 2/2, Drake 1/0, Edwards 1/0, D. Jackson(LG) 1/1, D. Jackson(TM) 1/1, James 1/0, Jones 1/1, Mariota 1/0, Moreau 1/0										OPP: (40G,47G)(56G)(48N,46G,50G)()(46G,46G)(32G)()(35G,32G,38G)(40G,46N,35G)(54G,53G,51G,47G)(59N,29G,45G)(48G)(54G,37G)(47N)(49G,55G,55N)(46G,41G)(51N,41G)												

* PASSING	Att	Cmp	Yds	Cmp%	Yds/Att	TD	TD%	Int	Int%	Long	Sack/Lost	Rating
Carr	626	428	4804	68.4	7.67	23	3.7	14	2.2	61t	40/ 241	94.0
Mariota	2	1	4	50.0	2.00	0	0.0	0	0.0	4	0/ 0	56.3
TEAM	628	429	4808	68.3	7.66	23	3.7	14	2.2	61t	40/ 241	93.8
OPPONENTS	606	400	3996	66.0	6.59	29	4.8	6	1.0	52	35/ 207	96.4

LOS ANGELES CHARGERS / WEEK 18 / THROUGH SUNDAY, JANUARY 9, 2022

WON 9, LOST 8										* RUSHING										
										No.	Yds	Avg	Long	TD						
09/12	W	20-16	at	Washington	52,753	Ekeler	206	911	4.4	28	12									
09/19	L	17-20		Dallas	70,240	Jackson	68	364	5.4	75	2									
09/26	W	30-24	at	Kansas City	72,980	Herbert	63	302	4.8	36	3									
10/04	W	28-14		Las Vegas	70,240	Kelley	33	102	3.1	14	0									
10/10	W	47-42		Cleveland	70,240	Rountree III	36	87	2.4	13	1									
10/17	L	6-34	at	Baltimore	70,704	Guyton	7	34	4.9	21	0									
10/31	L	24-27		New England	70,240	Roberts LG	3	19	6.3	9	0									
11/07	W	27-24	at	Philadelphia	69,796	Roberts TM	3	19	6.3	9	0									
11/14	L	20-27		Minnesota	70,240	Nabers	3	8	2.7	4	0									
11/21	W	41-37		Pittsburgh	70,240	Palmer	1	6	6.0	6	0									
11/28	L	13-28	at	Denver	75,807	Ffrench LG	1	3	3.0	3	0									
12/05	W	41-22	at	Cincinnati	51,414	Ffrench TM	1	3	3.0	3	0									
12/12	W	37-21		N.Y. Giants	70,240	Daniel	2	-2	-1.0	-1	0									
12/16	L	28-34	OT	Kansas City	70,240	TEAM	423	1834	4.3	75	18									
12/26	L	29-41	at	Houston	65,674	OPPONENTS	509	2361	4.6	52t	22									
01/02	W	34-13		Denver	70,240	* RECEIVING						No.	Yds	Avg	Long	TD				
01/09	L	32-35	OT	at Las Vegas	62,068	Allen	106	1138	10.7	42	6									
				LA-C	Opp.	Williams	76	1146	15.1	72t	9									
TOTAL FIRST DOWNS				401	383	Ekeler	70	647	9.2	40	8									
Rushing				112	144	Cook	48	564	11.8	42	4									
Passing				256	199	Palmer	33	353	10.7	36	4									
Penalty				33	40	Guyton	31	448	14.5	59t	3									
3rd Down: Made/Att				100/221	107/216	Jackson	22	178	8.1	25	0									
3rd Down Pct.				45.2	49.5	Parham	20	190	9.5	22t	3									
4th Down: Made/Att				22/34	7/22	Anderson	16	165	10.3	34	1									
4th Down Pct.				64.7	31.8	McKitty	6	45	7.5	12	0									
POSSESSION AVG.				29:11	30:49	Kelley	5	38	7.6	17	0									
TOTAL NET YARDS				6634	6122	Moore	3	56	18.7	24	0									
Avg. Per Game				390.2	360.1	Hill	3	30	10.0	19	0									
Total Plays				1128	1103	Nabers	3	17	5.7	8	0									
Avg. Per Play				5.9	5.6	Roberts LG	1	35	35.0	35	0									
NET YARDS RUSHING				1834	2361	Rountree III	1	-1	-1.0	-1	0									
Avg. Per Game				107.9	138.9	TEAM	443	5014	11.3	72t	38									
Total Rushes				423	509	OPPONENTS	357	3992	11.2	71t	27									
NET YARDS PASSING				4800	3761	* INTERCEPTIONS						No.	Yds	Avg	Long	TD				
Avg. Per Game				282.4	221.2	Samuel Jr.	2	26	13.0	26	0									
Sacked/Yards Lost				31/214	35/231	White	2	22	11.0	22	0									
Gross Yards				5014	3992	James	2	20	10.0	15	0									
Att./Completions				674/443	559/357	Nwosu	1	2	2.0	2	0									
Completion Pct.				65.7	63.9	Davis	1	0	0.0	0	0									
Had Intercepted				15	11	Gilman	1	0	0.0	0	0									
PUNTS/AVERAGE				48/44.2	46/45.7	C. Harris	1	0	0.0	0	0									
NET PUNTING AVG.				48/36.5	46/42.5	Niemann	1	0	0.0	0	0									
PENALTIES/YARDS				116/1033	99/835	TEAM	11	70	6.4	26	0									
FUMBLES/BALL LOST				10/7	23/10	OPPONENTS	15	167	11.1	70t	3									
TOUCHDOWNS				58	52	* PUNTING						No.	Yds	Avg	Net	TB	In	Lg	B	
Rushing				18	22	Long	46	2091	45.5	36.8	2	11	69	1						
Passing				38	27	Vizcaino	1	32	32.0	26.0	0	1	32	0						
Returns				2	3	TEAM	48	2123	44.2	36.5	2	12	69	1						
* SCORE BY PERIODS		Q1	Q2	Q3	Q4	OT	PTS	OPPONENTS												
TEAM		81	157	52	181	3	474	* PUNT RETURNS												
OPPONENTS		75	115	84	173	12	459	Roberts LG	20	11	99	5.0	15	0						
* SCORING		TD-Ru	Pa	Rt	K-PAT	FG	S	PTS	Roberts TM	12	9	66	5.5	15	0					
Hopkins LG		0	0	0	0	40/44	30/34	0	130	Hill	6	3	41	6.8	12	0				
Hopkins TM		0	0	0	0	30/32	18/20	0	84	Ffrench LG	0	1	0	---	---	0				
Ekeler		20	12	8	0			0	124	Ffrench TM	0	1	0	---	---	0				
Williams		9	0	9	0			0	56	Guyton	0	1	0	---	---	0				
Allen		6	0	6	0			0	36	TEAM	18	14	107	5.9	15	0				
Cook		4	0	4	0			0	28	OPPONENTS	30	5	329	11.0	45	0				
Vizcaino		0	0	0	0	10/15	6/ 7	0	28	* KICKOFF RETURNS						No.	Yds	Avg	Long	TD
Palmer		4	0	4	0			0	24	Roberts LG	37	1010	27.3	101t	1					
Herbert		3	3	0	0			0	20	Roberts TM	19	624	32.8	101t	1					
Parham		3	0	3	0			0	20	Rountree III	7	117	16.7	24	0					
Guyton		3	0	3	0			0	18	Bandy	4	88	22.0	27	0					
Jackson		2	2	0	0			0	12	Adderley	3	48	16.0	19	0					
Anderson		1	0	1	0			0	6	Hill	3	50	16.7	18	0					
Campbell		1	0	0	1			0	6	Guyton	2	32	16.0	22	0					
Roberts LG		1	0	0	1			0	6	Ffrench LG	1	17	17.0	17	0					
Roberts TM		1	0	0	1			0	6	Ffrench TM	1	17	17.0	17	0					
Rountree III		1	1	0	0			0	6	TEAM	39	976	25.0	101t	1					
TEAM		58	18	38	2	40/47	24/27	0	474	OPPONENTS	36	748	20.8	47	0					
OPPONENTS		52	22	27	3	43/44	32/35	0	459	* FIELD GOALS	1-19	20-29	30-39	40-49	50+					
2-Pt Conv: Cook 2, Ekeler 2, Herbert,										Hopkins LG	1/ 1	8/ 8	6/ 6	13/14	2/ 5					
Parham, Williams, TM 7-11, OPP 4-7										Hopkins TM	1/ 1	5/ 5	4/ 4	7/ 7	1/ 3					
SACKS: Bosa 10.5, Nwosu 5, Tillery 4.5,										Vizcaino	0/ 0	3/ 3	2/ 2	1/ 2	0/ 0					
Fackrell 3, Jones 3, James 2, Tranquill 1.5,										TEAM	1/ 1	8/ 8	6/ 6	8/ 9	1/ 3					
Covington 1, Joseph 1, Ogbongbemiga 1,										OPPONENTS	0/ 0	5/ 5	13/13	9/ 9	5/ 8					
Rumph II 1, White 1, Adderley 0.5, TM 35, OPP 31																				

MIAMI DOLPHINS / WEEK 18 / THROUGH SUNDAY, JANUARY 9, 2022

WON 9, LOST 8				* RUSHING				No.	Yds	Avg	Long	TD	
09/12	W	17-16	at New England	65,878	Gaskin	173	612	3.5	30	3			
09/19	L	0-35	Buffalo	65,040	D. Johnson LG	71	330	4.6	27	3			
09/26	L	28-31	OT at Las Vegas	59,311	D. Johnson TM	71	330	4.6	27	3			
10/03	L	17-27	Indianapolis	64,571	Lindsay LG	88	249	2.8	35	1			
10/10	L	17-45	at Tampa Bay	65,570	Lindsay TM	38	119	3.1	9	0			
10/17	L	20-23	at Jacksonville	60,784	Ahmed	54	149	2.8	16	0			
10/24	L	28-30	Atlanta	62,739	Tagovailoa	42	128	3.0	23	3			
10/31	L	11-26	at Buffalo	69,355	Brown	33	125	3.8	24t	1			
11/07	W	17- 9	Houston	60,232	Brissett	19	70	3.7	19	1			
11/11	W	22-10	Baltimore	65,948	Wilson	4	17	4.3	14	0			
11/21	W	24-17	at N.Y. Jets	72,303	P. Williams	1	7	7.0	7	0			
11/28	W	33-10	Carolina	62,389	Laird	1	4	4.0	4	0			
12/05	W	20- 9	N.Y. Giants	65,898	Smythe	2	3	1.5	2	0			
12/19	W	31-24	N.Y. Jets	66,035	Waddle	2	3	1.5	2	1			
12/27	W	20- 3	at New Orleans	69,170	Palardy	1	1	1.0	1	0			
01/02	L	3-34	at Tennessee	69,091	Fejedelem	1	0	0.0	0	0			
01/09	W	33-24	New England	66,514	TEAM	442	1568	3.5	30	12			
			Miami		Opp.	425	1867	4.4	46t	16			
TOTAL FIRST DOWNS				325	337	* RECEIVING							
			Rushing	87	106	Waddle	104	1015	9.8	57	6		
			Passing	206	199	Gesicki	73	780	10.7	40	2		
			Penalty	32	32	Gaskin	49	234	4.8	24t	4		
			3rd Down: Made/Att	95/233	95/231	Parker	40	515	12.9	42	2		
			3rd Down Pct.	40.8	41.1	Smythe	34	357	10.5	25	0		
			4th Down: Made/Att	12/22	11/18	Wilson	25	213	8.5	64	0		
			4th Down Pct.	54.5	61.1	Hollins	14	223	15.9	65t	4		
POSSESSION AVG.				30:13	29:47	Ford	12	161	13.4	52	2		
TOTAL NET YARDS				5219	5738	Ahmed	12	117	9.8	18	0		
			Avg. Per Game	307.0	337.5	Shaheen	12	110	9.2	21	0		
			Total Plays	1097	1081	P. Williams	6	71	11.8	34	0		
			Avg. Per Play	4.8	5.3	Lindsay LG	4	45	11.3	22t	1		
NET YARDS RUSHING				1568	1867	Lindsay TM	1	8	8.0	8	0		
			Avg. Per Game	92.2	109.8	D. Johnson LG	4	41	10.3	20	0		
			Total Rushes	442	425	D. Johnson TM	4	41	10.3	20	0		
NET YARDS PASSING				3651	3871	Fuller	4	26	6.5	10	0		
			Avg. Per Game	214.8	227.7	Laird	3	17	5.7	10	0		
			Sacked/Yards Lost	40/285	48/380	Brown	3	10	3.3	7	0		
			Gross Yards	3936	4251	Carter	2	16	8.0	8	0		
			Att./Completions	615/404	608/373	Grant TM	2	-7	-3.5	0	0		
			Completion Pct.	65.7	61.3	Merritt	1	13	13.0	13	0		
			Had Intercepted	14	14	Long	1	8	8.0	8	0		
PUNTS/AVERAGE				78/44.7	75/44.1	Lewis	1	7	7.0	7	0		
NET PUNTING AVG.				78/40.1	75/40.2	Wilkins	1	1	1.0	1t	1		
PENALTIES/YARDS				105/825	109/991	TEAM	404	3936	9.7	65t	21		
FUMBLES/BALL LOST				29/12	20/12	OPPONENTS	373	4251	11.4	64	23		
TOUCHDOWNS				39	40	* INTERCEPTIONS							
			Rushing	12	16	Howard	5	54	10.8	37t	1		
			Passing	21	23	Needham	2	28	14.0	28t	1		
			Returns	6	1	J. Coleman	2	0	0.0	0	0		
* SCORE BY PERIODS				Q1	Q2	Q3	Q4	OT	PTS	Holland			
TEAM				93	68	55	122	3	341	Roberts			
OPPONENTS				63	103	61	140	6	373	Br. Jones			
* SCORING				TD-Ru-Pa-Rt	K-PAT	FG	S	PTS	Baker				
			Sanders	0	0	0	0	34/35	23/31	0	103	TEAM	
			Gaskin	7	3	4	0			0	42	OPPONENTS	
			Waddle	7	1	6	0			0	42	* PUNTING	
			Hollins	4	0	4	0			0	24	Palardy	
			D. Johnson LG	3	3	0	0			0	18	TEAM	
			D. Johnson TM	3	3	0	0			0	18	OPPONENTS	
			Tagovailoa	3	3	0	0			0	18	* PUNT RETURNS	
			Gesicki	2	0	2	0			0	14	Holland	
			Ford	2	0	2	0			0	12	Grant TM	
			Howard	2	0	0	2			0	12	Waddle	
			Lindsay LG	2	1	1	0			0	12	Lewis	
			Parker	2	0	2	0			0	12	Milton	
			Brissett	1	1	0	0			0	6	TEAM	
			Brown	1	1	0	0			0	6	OPPONENTS	
			J. Coleman	1	0	0	1			0	6	* KICKOFF RETURNS	
			Eguavoen	1	0	0	1			0	6	Waddle	
			Needham	1	0	0	1			0	6	Lindsay LG	
			Roberts	1	0	0	1			0	6	Lindsay TM	
			Wilkins	1	0	1	0			0	6	Gaskin	
			Fuller	0	0	0	0			0	2	Grant TM	
			TEAM	39	12	21	6	34/35	23/31	0	341	Lewis	
			OPPONENTS	40	16	23	1	38/39	31/37	1	373	Wilson	
			2-Pt Conv: Fuller, Gesicki, TM	2-3,	OPP	0-1		TEAM		TEAM			
								OPPONENTS		OPPONENTS			

SACKS: Ogbah 9, Phillips 8.5, Baker 5.5,
 Br. Jones 5, Wilkins 4.5, Van Ginkel 4,
 Holland 2.5, Butler 2, Sieler 2, Howard 1,
 Needham 1, Roberts 1, (group) 1,
 R. Davis 0.5, Eguavoen 0.5, TM 48, OPP 40
 FUM/LOST: Tagovailoa 9/1, Brissett 6/3,
 Gaskin 2/1, Grant(TM) 2/2, Holland 2/1,
 Reiter(TM) 2/2, Reiter(LG) 2/2, Waddle 2/1,
 Fejedelem 1/1, Br. Jones 1/0, Milton 1/0,
 Wilkins 1/0

* FIELD GOALS 1-19 20-29 30-39 40-49 50+
 Sanders 0/ 0 6/ 6 7/ 9 8/10 2/ 6
 TEAM 0/ 0 6/ 6 7/ 9 8/10 2/ 6
 OPPONENTS 0/ 0 5/ 5 12/12 9/11 5/ 9
 Sanders: (48G)()(48N,46G,50G)(38G)(23G)(33G,24G,
 58N)(49B)(36B,51G)(42G)(31G,22G,29G)(32N,24G)
 (46G,33G)(48G,52N,48G)(24G)(48G,59N,34G)(39G,
 53B)(30G,49G)
 OPP: (27G,42G,33G)(53N)(50G,38G,22G)(34G,43G)
 (42G,60N)(40G,54G,53G)(33G,36G,36G)(57G,39G)
 (31G,40G,20G)(46G,48N)(55N,40N,35G)(41G)(39G,
 34G,51G,56N)(27G)(38G)(23G,44G)(43G)

* PASSING	Att	Cmp	Yds	Cmp%	Yds/Att	TD	TD%	Int	Int%	Long	Sack/Lost	Rating
Tagovailoa	388	263	2653	67.8	6.84	16	4.1	10	2.6	65t	20/ 152	90.1
Brissett	225	141	1283	62.7	5.70	5	2.2	4	1.8	52	19/ 132	78.1
Gesicki	1	0	0	0.0	0.00	0	0.0	0	0.0	---	0/ 0	39.6
Wilson	1	0	0	0.0	0.00	0	0.0	0	0.0	---	1/ 1	39.6
TEAM	615	404	3936	65.7	6.40	21	3.4	14	2.3	65t	40/ 285	85.4
OPPONENTS	608	373	4251	61.3	6.99	23	3.8	14	2.3	64	48/ 380	85.4

Jo. Smith 1/0, Taylor 1/1

* PASSING	Att	Cmp	Yds	Cmp%	Yds/Att	TD	TD%	Int	Int%	Long	Sack/Lost	Rating
M. Jones	521	352	3801	67.6	7.30	22	4.2	13	2.5	75t	28/ 241	92.5
Hoyer	11	9	227	81.8	20.64	1	9.1	0	0.0	48	0/ 0	149.1
Meyers	2	2	45	100.0	22.50	0	0.0	0	0.0	30	0/ 0	118.8
Bourne	1	1	25	100.0	25.00	1	100.0	0	0.0	25t	0/ 0	158.3
TEAM	535	364	4098	68.0	7.66	24	4.5	13	2.4	75t	28/ 241	95.5
OPPONENTS	538	319	3437	59.3	6.39	21	3.9	23	4.3	67t	36/ 256	73.3

NEW YORK JETS / WEEK 18 / THROUGH SUNDAY, JANUARY 9, 2022

WON 4, LOST 13										* RUSHING																
										No.	Yds	Avg	Long	TD												
09/12	L	14-19	at	Carolina	70,211	Michael Carter	147	639	4.3	55	4															
09/19	L	6-25	New England	75,626	Coleman	84	356	4.2	20	0																
09/26	L	0-26	at	Denver	75,882	T. Johnson	61	238	3.9	24	2															
10/03	W	27-24	OT	Tennessee	70,232	Z. Wilson	29	185	6.4	52t	4															
10/10	L	20-27	at	Atlanta	60,589	Walter	26	101	3.9	14	1															
10/24	L	13-54	at	New England	65,878	Moore	5	54	10.8	19t	1															
10/31	W	34-31	Cincinnati	67,503	Berrios	7	40	5.7	11	2																
11/04	L	30-45	at	Indianapolis	59,593	Perine	8	31	3.9	14	0															
11/14	L	17-45	Buffalo	77,625	J. Johnson TM	4	18	4.5	11	0																
11/21	L	17-24	Miami	72,303	Mann	1	4	4.0	4	0																
11/28	W	21-14	at	Houston	65,120	Flacco LG	2	3	1.5	2	0															
12/05	L	18-33	Philadelphia	73,311	Flacco TM	2	3	1.5	2	0																
12/12	L	9-30	New Orleans	69,129	J. Smith	1	-1	-1.0	-1	0																
12/19	L	24-31	at	Miami	66,035	M. White	5	-1	-2	2	0															
12/26	W	26-21	Jacksonville	67,120	TEAM	380	1667	4.4	55	14																
01/02	L	24-28	Tampa Bay	72,243	OPPONENTS	525	2351	4.5	78t	28																
01/09	L	10-27	at	Buffalo	64,783	* RECEIVING																				
										No.	Yds	Avg	Long	TD												
										51	447	8.8	29	2												
TOTAL FIRST DOWNS										310	401	Berrios	46	431	9.4	46	2									
Rushing										87	129	Moore	43	538	12.5	62t	5									
Passing										195	234	Michael Carter	36	325	9.0	23	0									
Penalty										28	38	C. Davis	34	492	14.5	53t	4									
3rd Down: Made/Att										77/212	99/223	T. Johnson	34	372	10.9	23	2									
3rd Down Pct.										36.3	44.4	Cole	28	449	16.0	54	1									
4th Down: Made/Att										14/29	13/21	Griffin	27	261	9.7	29	2									
4th Down Pct.										48.3	61.9	Kroft	16	173	10.8	26	1									
POSSESSION AVG.										27:35	32:25	Coleman	11	49	4.5	11	0									
TOTAL NET YARDS										5208	6760	Mims	8	133	16.6	40	0									
Avg. Per Game										306.4	397.6	J. Smith	8	113	14.1	35	0									
Total Plays										1036	1145	Montgomery	3	36	12.0	14	0									
Avg. Per Play										5.0	5.9	Wesco	3	35	11.7	19	0									
NET YARDS RUSHING										1667	2351	Yeboah	2	36	18.0	24	0									
Avg. Per Game										98.1	138.3	Brown LG	2	29	14.5	24	0									
Total Rushes										380	525	Brown TM	2	29	14.5	24	0									
NET YARDS PASSING										3541	4409	Walter	2	9	4.5	11	0									
Avg. Per Game										208.3	259.4	Bawden	1	20	20.0	20	0									
Sacked/Yards Lost										53/418	33/273	Black LG	1	10	10.0	10	0									
Gross Yards										3959	4682	Black TM	1	10	10.0	10	0									
Att./Completions										603/357	587/401	McDermott	1	1	1.0	1t	1									
Completion Pct.										59.2	68.3	TEAM	357	3959	11.1	62t	20									
Had Intercepted										20	7	OPPONENTS	401	4682	11.7	65t	28									
PUNTS/AVERAGE										71/46.1	59/41.9	* INTERCEPTIONS														
NET PUNTING AVG.										71/41.5	59/38.1	Echols	2	50	25.0	30	1									
PENALTIES/YARDS										103/860	84/814	A. Davis	2	18	9.0	18	0									
FUMBLES/BALL LOST										14/7	26/7	Franklin-Myers	1	32	32.0	32	0									
TOUCHDOWNS										36	57	Neasman TM	1	13	13.0	13	0									
Rushing										14	28	S. Lawson	1	1	1.0	1	0									
Passing										20	28	TEAM	7	114	16.3	32	1									
Returns										2	1	OPPONENTS	20	264	13.2	65	0									
* SCORE BY PERIODS										Q1	Q2	Q3	Q4	OT	PTS	* PUNTING										
TEAM										59	84	59	105	3	310	Mann	41	1875	45.7	40.6	1	14	63	1		
OPPONENTS										98	170	87	149	0	504	Morstead TM	23	1108	48.2	43.0	0	7	59	0		
* SCORING										TD-Ru-Pa-Rt	K-PAT	FG	S	PTS	Ammendola											
Ammendola										0	0	0	0	14/15	13/19	0	53	TEAM	71	3274	46.1	41.5	1	23	65	1
Moore										6	1	5	0	0	0	36	OPPONENTS	59	2475	41.9	38.1	1	25	63	0	
Pineiro										0	0	0	0	9/10	8/ 8	0	33	* PUNT RETURNS	Ret FC Yds Avg Long TD							
Berrios										5	2	2	1	0	0	30	Berrios	15	25	201	13.4	28	0			
Z. Wilson										4	4	0	0	0	0	26	Cole	1	0	3	3.0	3	0			
Michael Carter										4	4	0	0	0	0	24	J. White LG	1	0	2	2.0	2	0			
C. Davis										4	0	4	0	0	0	24	J. White TM	1	0	2	2.0	2	0			
T. Johnson										4	2	2	0	0	0	24	TEAM	17	25	206	12.1	28	0			
Crowder										2	0	2	0	0	0	14	OPPONENTS	29	17	306	10.6	26	0			
Griffin										2	0	2	0	0	0	12	* KICKOFF RETURNS	No. Yds Avg Long TD								
Cole										1	0	1	0	0	0	6	Berrios	28	852	30.4	102t	1				
Echols										1	0	0	1	0	0	6	Coleman	11	317	28.8	65	0				
Kroft										1	0	1	0	0	0	6	Cole	7	137	19.6	26	0				
McDermott										1	0	1	0	0	0	6	T. Johnson	3	57	19.0	26	0				
Walter										1	1	0	0	0	0	6	Griffin	1	8	8.0	8	0				
J. Johnson TM										0	0	0	0	0	0	2	TEAM	50	1371	27.4	102t	1				
M. White										0	0	0	0	0	0	2	OPPONENTS	22	392	17.8	31	0				
Kessman TM										0	0	0	0	0/ 2	0/ 0	0	* FIELD GOALS	1-19	20-29	30-39	40-49	50+				
TEAM										36	14	20	2	23/27	21/27	0	310	Ammendola	0/ 0	5/ 5	6/ 6	2/ 5	0/ 3			
OPPONENTS										57	28	28	1	50/53	36/39	0	504	Pineiro	0/ 0	2/ 2	2/ 2	3/ 3	1/ 1			
2-Pt Conv: Crowder, J. Johnson(TM),															TEAM	0/ 0	7/ 7	8/ 8	5/ 8	1/ 4						
M. White, Z. Wilson, TM 4-9, OPP 2-4															OPPONENTS	0/ 0	12/12	11/12	11/12	2/ 3						

48N) (30G, 41G) (31G, 51G) (35G, 28G) (53N, 38G, 42G, 25G)
 (26G, 32G) (44G, 39N, 34G, 30G) () (24G, 46G)

* PASSING

	Att	Cmp	Yds	Cmp%	Yds/Att	TD	TD%	Int	Int%	Long	Sack/Lost	Rating
Roethlisberger	605	390	3740	64.5	6.18	22	3.6	10	1.7	59	38/ 239	86.8
Rudolph	58	35	277	60.3	4.78	1	1.7	1	1.7	36	0/ 0	70.8
Boswell	1	0	0	0.0	0.00	0	0.0	0	0.0	---	0/ 0	39.6
TEAM	664	425	4017	64.0	6.05	23	3.5	11	1.7	59	38/ 239	85.3
OPPONENTS	563	355	3977	63.1	7.06	24	4.3	13	2.3	62t	55/ 321	88.7

TENNESSEE TITANS / WEEK 18 / THROUGH SUNDAY, JANUARY 9, 2022

								No.	Yds	Avg	Long	TD					
WON 12, LOST 5																	
* RUSHING																	
09/12	L	13-38	Arizona	67,216	Henry	219	937	4.3	76t	10							
09/19	W	33-30	OT at Seattle	68,585	Foreman	133	566	4.3	35t	3							
09/26	W	25-16	Indianapolis	67,914	Hilliard	56	350	6.3	68t	2							
10/03	L	24-27	OT at N.Y. Jets	70,232	Tannehill	55	270	4.9	28	7							
10/10	W	37-19	at Jacksonville	58,282	McNichols	41	156	3.8	14	0							
10/18	W	34-31	Buffalo	69,419	Peterson TM	27	82	3.0	16	1							
10/24	W	27- 3	Kansas City	69,484	Batson	2	15	7.5	11	0							
10/31	W	34-31	OT at Indianapolis	59,175	A.J. Brown	2	10	5.0	7	0							
11/07	W	28-16	at L.A. Rams	71,785	Rogers	1	9	9.0	9	0							
11/14	W	23-21	New Orleans	69,414	D. Evans	2	7	3.5	5	0							
11/21	L	13-22	Houston	67,395	Blasingame	3	6	2.0	3	0							
11/28	L	13-36	at New England	65,878	Sargent TM	2	4	2.0	2	0							
12/12	W	20- 0	Jacksonville	67,808	M. Johnson	2	-2	-1.0	5	0							
12/19	L	13-19	at Pittsburgh	59,521	Woodside	6	-6	-1.0	-1	0							
12/23	W	20-17	San Francisco	69,361	TEAM	551	2404	4.4	76t	23							
01/02	W	34- 3	Miami	69,091	OPPONENTS	368	1438	3.9	58	14							
01/09	W	28-25	at Houston	66,722	* RECEIVING												
		Tenn.	Opp.			No.	Yds	Avg	Long	TD							
TOTAL FIRST DOWNS		362	331	A.J. Brown		63	869	13.8	57t	5							
Rushing		134	90	Westbrook-Ikhine		38	476	12.5	46	4							
Passing		194	204	Firkser		34	291	8.6	24	2							
Penalty		34	37	Ju. Jones		31	434	14.0	51	1							
Swain		31	210	3rd Down: Made/Att		30	301	10.0	39	1							
3rd Down: Made/Att		103/236	77/210	Rogers		30	301	10.0	39	1							
3rd Down Pct.		43.6	36.7	McNichols		28	240	8.6	27	1							
4th Down: Made/Att		15/24	14/24	Hilliard		19	87	4.6	28	0							
4th Down Pct.		62.5	58.3	Henry		18	154	8.6	16	0							
POSESSIONION AVG.		32:40	27:20	Pruitt		14	145	10.4	22	3							
TOTAL NET YARDS		5822	5607	Reynolds TM		10	90	9.0	12	0							
Avg. Per Game		342.5	329.8	M. Johnson		9	160	17.8	50	0							
Total Plays		1133	1039	Foreman		9	123	13.7	39	0							
Avg. Per Play		5.1	5.4	Fitzpatrick		5	49	9.8	18t	1							
NET YARDS RUSHING		2404	1438	Hollister		4	33	8.3	14	0							
Avg. Per Game		141.4	84.6	Peterson TM		4	8	2.0	5	0							
Total Rushes		551	368	Hudson		3	31	10.3	14	0							
NET YARDS PASSING		3418	4169	Batson		2	15	7.5	13	1							
Avg. Per Game		201.1	245.2	D. Evans		2	11	5.5	6	0							
Sacked/Yards Lost		47/327	43/316	McMath		2	8	4.0	9	0							
Gross Yards		3745	4485	Blasingame		2	4	2.0	5	0							
Att./Completions		535/359	628/395	Hooker		1	6	6.0	6	0							
Completion Pct.		67.1	62.9	TEAM		359	3745	10.4	57t	22							
Had Intercepted		14	16	OPPONENTS		395	4485	11.4	68t	24							
PUNTS/AVERAGE		58/44.3	67/44.6	* INTERCEPTIONS													
NET PUNTING AVG.		58/39.8	67/38.7	Byard		5	66	13.2	24t	1							
PENALTIES/YARDS		103/973	118/1070	Fulton		2	13	6.5	13	0							
FUMBLES/BALL LOST		25/11	21/6	Long		2	6	3.0	6	0							
TOUCHDOWNS		49	38	R. Evans		2	1	0.5	1	0							
Rushing		23	14	Hooker		1	21	21.0	21	0							
Passing		22	24	Skrine LG		1	17	17.0	17	0							
Returns		4	0	Skrine TM		1	17	17.0	17	0							
* SCORE BY PERIODS		Q1	Q2	Q3	Q4	OT	PTS										
TEAM		61	167	65	120	6	419	Molden	1	2	2.0	2t	1				
OPPONENTS		56	112	84	99	3	354	Jenkins	1	0	0.0	0	0				
* SCORING		TD	Ru	Pa	Rt	K	PAT	FG	S	PTS	TEAM						
Bullock		0	0	0	0	42/45	26/31	0	120	OPPONENTS	14	252	18.0	82	0		
Henry		10	10	0	0	0	0	62	* PUNTING								
Tannehill		7	7	0	0	0	0	42	Kern	47	2105	44.8	40.4	1	18	59	0
A.J. Brown		5	0	5	0	0	0	30	Townsend TM	11	465	42.3	37.0	1	2	63	0
Westbrook-Ikhine		4	0	4	0	0	0	24	TEAM	58	2570	44.3	39.8	2	20	63	0
Pruitt		3	0	3	0	0	0	20	OPPONENTS	67	2986	44.6	38.7	5	27	66	0
Firkser		3	0	2	1	0	0	18	* PUNT RETURNS								
Foreman		3	3	0	0	0	0	18	Rogers	30	20	293	9.8	55	0		
Swain		3	0	3	0	0	0	18	Jackson	0	0	0	---	0	0		
Byard		2	0	0	2	0	0	12	Kinsey	0	1	0	---	---	0		
Hilliard		2	2	0	0	0	0	12	TEAM	30	21	293	9.8	55	0		
Batson		1	0	1	0	0	0	6	OPPONENTS	22	16	223	10.1	18	0		
Fitzpatrick		1	0	1	0	0	0	6	* KICKOFF RETURNS								
Ju. Jones		1	0	1	0	0	0	6	Rogers	14	282	20.1	37	0			
McNichols		1	0	1	0	0	0	6	M. Johnson	9	179	19.9	31	0			
Molden		1	0	0	1	0	0	6	Hilliard	8	177	22.1	26	0			
Peterson TM		1	1	0	0	0	0	6	Batson	5	80	16.0	20	0			
Rogers		1	0	1	0	0	0	6	McNichols	2	31	15.5	16	0			
Badgley TM		0	0	0	0	1/ 2	0/ 1	0	Blasingame	1	12	12.0	12	0			
TEAM		49	23	22	4	43/47	26/32	0	419	D. Evans	1	17	17.0	17	0		
OPPONENTS		38	14	24	0	29/34	31/38	0	354	Wilkins LG	1	17	17.0	17	0		
2-Pt Conv: Henry, Pruitt, TM		2-2, OPP		2-4		TEAM											
SACKS: Landry 12, Autry 9, Simmons 8.5,						OPPONENTS											
Dupree 3, Adeniyi 2.5, N. Jones 2.5, Peko 2,																	
Roberson 1.5, Byard 1, (group) 1, TM 43, OPP 47																	

* FIELD GOALS

	1-19	20-29	30-39	40-49	50+
Bullock	0/ 0	5/ 5	12/12	8/13	1/ 1
Badgley TM	0/ 0	0/ 0	0/ 0	0/ 1	0/ 0
TEAM	0/ 0	5/ 5	12/12	8/14	1/ 1
OPPONENTS	0/ 0	12/12	9/ 9	7/ 8	3/ 9

Bullock: ()(33G,30G,24G,44N,36G)(32G)(44G,46G,36G,49N)(34G)(43G,38G)(34G,51G)(46G,44G)()(28G,36G,36G)()(44N)(47N,44G,29G)(26G,32G)(38G,44G)(23G,44G)(42N)

TM: (46N)(33G,30G,24G,44N,36G)(32G)(44G,46G,36G,49N)(34G)(43G,38G)(34G,51G)(46G,44G)()(28G,36G,36G)()(44N)(47N,44G,29G)(26G,32G)(38G,44G)(23G,44G)(42N)

OPP: (34G,43N)(31G)(43G,28G,24G,51N)(27G,22G)(53N)(24G,28G,52G)(42G,57N)(34G)(34G,22G,54G)(20G)(43G,24G,37G)(22G,37G,44G,53N,28G,52G)()(36G,56N,28G,46G,48G)(48G)(39G,53B)(31G)

FUM/LOST: Tannehill 10/4, Rogers 4/1,
 Firkser 2/1, Foreman 2/1, Hilliard 2/1,
 Blasingame 1/1, Brewer 1/0, Henry 1/0,
 McMath 1/1, Westbrook-Ikhine 1/1

* PASSING	Att	Cmp	Yds	Cmp%	Yds/Att	TD	TD%	Int	Int%	Long	Sack/Lost	Rating
Tannehill	531	357	3734	67.2	7.03	21	4.0	14	2.6	57t	47/ 327	89.6
A.J. Brown	2	0	0	0.0	0.00	0	0.0	0	0.0	---	0/ 0	39.6
M. Farley	1	1	6	100.0	6.00	0	0.0	0	0.0	6	0/ 0	91.7
Henry	1	1	5	100.0	5.00	1	100.0	0	0.0	5t	0/ 0	127.1
TEAM	535	359	3745	67.1	7.00	22	4.1	14	2.6	57t	47/ 327	90.0
OPPONENTS	628	395	4485	62.9	7.14	24	3.8	16	2.5	68t	43/ 316	86.4

ARIZONA CARDINALS / WEEK 18 / THROUGH SUNDAY, JANUARY 9, 2022

WON 11, LOST 6										* RUSHING							
										No.	Yds	Avg	Long	TD			
09/12	W	38-13	at Tennessee	67,216	Conner	202	752	3.7	35	15							
09/19	W	34-33	Minnesota	61,264	Edmonds	116	592	5.1	54	2							
09/26	W	31-19	at Jacksonville	58,012	K. Murray	88	423	4.8	57	5							
10/03	W	37-20	at L.A. Rams	70,003	Benjamin	34	118	3.5	21t	1							
10/10	W	17-10	San Francisco	62,716	Moore	18	76	4.2	26	0							
10/17	W	37-14	at Cleveland	67,431	McCoy	22	37	1.7	11	0							
10/24	W	31- 5	Houston	60,297	Ward	9	33	3.7	7	0							
10/28	L	21-24	Green Bay	63,696	Dortch	1	24	24.0	24	0							
11/07	W	31-17	at San Francisco	59,012	Kirk	1	11	11.0	11	0							
11/14	L	10-34	Carolina	62,400	Streveler TM	3	6	2.0	4	0							
11/21	W	23-13	at Seattle	68,833	Ertz LG	1	4	4.0	4	0							
12/05	W	33-22	at Chicago	60,803	Ertz TM	1	4	4.0	4	0							
12/13	L	23-30	L.A. Rams	63,999	Lee	1	0	0.0	0	0							
12/19	L	12-30	at Detroit	45,211	TEAM	496	2076	4.2	57	23							
12/25	L	16-22	Indianapolis	63,900	OPPONENTS	426	1952	4.6	62t	10							
01/02	W	25-22	at Dallas	93,459	* RECEIVING						No.	Yds	Avg	Long	TD		
01/09	L	30-38	Seattle	63,858	Kirk	77	982	12.8	50	5							
										74	763	10.3	47t	5			
TOTAL FIRST DOWNS										56	574	10.3	47t	3			
Rushing										54	848	15.7	42	3			
Passing										54	435	8.1	77t	1			
Penalty										43	311	7.2	36	0			
3rd Down: Made/Att										42	572	13.6	55	8			
3rd Down Pct.										37	375	10.1	45t	3			
4th Down: Made/Att										19	208	10.9	33	3			
4th Down Pct.										16	193	12.1	34	1			
POSSESSION AVG.										6	42	7.0	12	0			
TOTAL NET YARDS										3	34	11.3	23	0			
Avg. Per Game										3	15	5.0	10	0			
Total Plays										3	10	3.3	7	0			
Avg. Per Play										1	13	13.0	13	0			
NET YARDS RUSHING										1	0	0.0	0	0			
Avg. Per Game										0	7	---	7	0			
Total Rushes										415	4619	11.1	77t	27			
NET YARDS PASSING										367	3872	10.6	64t	30			
Avg. Per Game										* INTERCEPTIONS							
Sacked/Yards Lost										4	49	12.3	29t	1			
Gross Yards										3	101	33.7	77	0			
Att./Completions										3	49	16.3	33	0			
Completion Pct.										2	26	13.0	18	0			
Had Intercepted										1	25	25.0	25	0			
PUNTS/AVERAGE										1	23	23.0	23	0			
NET PUNTING AVG.										1	0	0.0	0	0			
PENALTIES/YARDS										13	247	19.0	77	1			
FUMBLES/BALL LOST										11	228	20.7	50	1			
TOUCHDOWNS										* PUNTING							
Rushing										51	2501	49.0	41.9	5	12	62	0
Passing										1	39	39.0	39.0	0	0	39	0
Returns										52	2540	48.8	41.8	5	12	62	0
* SCORE BY PERIODS										58	2714	46.8	42.0	2	25	69	0
TEAM										* PUNT RETURNS							
OPPONENTS										Ret	FC	Yds	Avg	Long	TD		
* SCORING										21	10	171	8.1	27	0		
Prater										3	0	24	8.0	17	0		
Conner										1	6	-5	-5.0	-5	0		
Hopkins										1	0	48	48.0	48	0		
Ertz LG										26	16	238	9.2	48	0		
Ertz TM										30	8	265	8.8	27	0		
Kirk										* KICKOFF RETURNS							
K. Murray										No.	Yds	Avg	Long	TD			
Green										13	291	22.4	32	0			
Wesley										7	162	23.1	29	0			
Edmonds										4	79	19.8	31	0			
Allen										2	26	13.0	14	0			
Benjamin										1	6	6.0	6	0			
Moore										1	31	31.0	31	0			
Murphy										1	16	16.0	16	0			
Williams										1	0	1	0	0			
TEAM										29	611	21.1	32	0			
OPPONENTS										20	421	21.1	35	0			
2-Pt Conv: TM 0-3, OPP 3-3										* FIELD GOALS							
SACKS: Golden 11, C. Jones 10.5, Allen 4,										1-19	20-29	30-39	40-49	50+			
Hicks 4, Phillips 3, Baker 2, Simmons 1.5,										0/ 0	11/11	9/11	3/ 5	7/10			
Dogbe 1, Mauro 1, Watt 1, (group) 1,										0/ 0	11/11	9/11	3/ 5	7/10			
Murphy 0.5, Vallejo 0.5, TM 41, OPP 39										0/ 0	6/ 6	5/ 6	8/11	4/ 5			
FUM/LOST: K. Murray 13/0, McCoy 4/1,										Prater: (34G,43N)(62G,27G)(68N,34G)(23G,55G,23G)							
Lee 3/1, Moore 3/1, Conner 2/0, Hudson 2/0,										(21G,61N)(36G,51G,33G)(31G)() (26G)(47G)(39N,53G,							
Edmonds 1/1, Garcia 1/0, Streveler(TM) 1/0										36N)(33G,25G)(53G,53G,49G)(29G,29G)(51N,41N,28G)							
										(24G,53G,26G,38G)(41G,30G,36G)							
										OPP: (46N)(52G,52G,37N)() (42G,22G,46N)(47G)()							
										(53G)(21G)(26G)(44G,48G,49G,27G)(27G,27G)() (55G,							
										35G,33G)(37G,47G,45G)(53N,41G,37G)(43N)(38G)							

* PASSING	Att	Cmp	Yds	Cmp%	Yds/Att	TD	TD%	Int	Int%	Long	Sack/Lost	Rating
K. Murray	481	333	3787	69.2	7.87	24	5.0	10	2.1	77t	31/ 286	100.6
McCoy	99	74	740	74.7	7.47	3	3.0	1	1.0	50	6/ 40	101.4
Streveler	9	6	36	66.7	4.00	0	0.0	0	0.0	17	2/ 17	74.3
Banjo	1	1	23	100.0	23.00	0	0.0	0	0.0	23	0/ 0	118.8
Kirk	1	1	33	100.0	33.00	0	0.0	0	0.0	33	0/ 0	118.8
TEAM	591	415	4619	70.2	7.82	27	4.6	11	1.9	77t	39/ 343	100.6
OPPONENTS	561	367	3872	65.4	6.90	30	5.3	13	2.3	64t	41/ 227	93.5

ATLANTA FALCONS / WEEK 18 / THROUGH SUNDAY, JANUARY 9, 2022

WON 7, LOST 10				* RUSHING		No.	Yds	Avg	Long	TD								
09/12 L	6-32	Philadelphia	68,633	Patterson	153	618	4.0	39	6									
09/19 L	25-48	at Tampa Bay	63,694	M. Davis	138	503	3.6	18	3									
09/26 W	17-14	at N.Y. Giants	75,307	Ollison	21	105	5.0	19t	1									
10/03 L	30-34	Washington	68,333	Gallman TM	28	104	3.7	17	0									
10/10 W	27-20	N.Y. Jets	60,589	Ryan	40	82	2.1	17	1									
10/24 W	30-28	at Miami	62,739	K. Smith	9	31	3.4	8	0									
10/31 L	13-19	Carolina	68,583	Franks	3	6	2.0	4	0									
11/07 W	27-25	at New Orleans	69,170	Zaccheaus	1	2	2.0	2	0									
11/14 L	3-43	at Dallas	93,436	TEAM	393	1451	3.7	39	11									
11/18 L	0-25	New England	68,286	OPPONENTS	519	2242	4.3	27	19									
11/28 W	21-14	at Jacksonville	60,031	* RECEIVING	No.	Yds	Avg	Long	TD									
12/05 L	17-30	Tampa Bay	69,366	K. Pitts	68	1026	15.1	61	1									
12/12 W	29-21	at Carolina	72,243	Gage	66	770	11.7	49t	4									
12/19 L	13-31	at San Francisco	71,650	Patterson	52	548	10.5	64	5									
12/26 W	20-16	Detroit	68,638	M. Davis	44	259	5.9	20	1									
01/02 L	15-29	at Buffalo	64,948	Zaccheaus	31	406	13.1	49	3									
01/09 L	20-30	New Orleans	68,336	Ridley	31	281	9.1	22	2									
		Atl.	Opp.	Hurst	26	221	8.5	33	3									
TOTAL FIRST DOWNS	306	383	Sharpe	25	230	9.2	17	0										
Rushing	75	143	L. Smith	9	65	7.2	22	1										
Passing	196	214	K. Smith	9	56	6.2	11	0										
Penalty	35	26	Hesse	5	43	8.6	17	0										
3rd Down: Made/Att	82/211	105/217	Blake	4	25	6.3	8	0										
3rd Down Pct.	38.9	48.4	Ollison	4	12	3.0	8	0										
4th Down: Made/Att	10/24	11/22	Gallman TM	1	21	21.0	21	0										
4th Down Pct.	41.7	50.0	Darby	1	14	14.0	14	0										
POSSESSION AVG.	28:10	31:50	M. Hall	1	10	10.0	10	0										
TOTAL NET YARDS	5164	6194	TEAM	377	3987	10.6	64	20										
Avg. Per Game	303.8	364.4	OPPONENTS	391	4104	10.5	38	31										
Total Plays	1006	1114	* INTERCEPTIONS	No.	Yds	Avg	Long	TD										
Avg. Per Play	5.1	5.6	Oluokun	3	80	26.7	56	0										
NET YARDS RUSHING	1451	2242	Terrell	3	42	14.0	35	0										
Avg. Per Game	85.4	131.9	Hawkins	2	11	5.5	11	0										
Total Rushes	393	519	Harmon	2	0	0.0	0	0										
NET YARDS PASSING	3713	3952	Walker	1	66	66.0	66t	1										
Avg. Per Game	218.4	232.5	Davidson	1	3	3.0	3t	1										
Sacked/Yards Lost	40/274	18/152	TEAM	12	202	16.8	66t	2										
Gross Yards	3987	4104	OPPONENTS	15	118	7.9	35t	3										
Att./Completions	573/377	577/391	* PUNTING	No.	Yds	Avg	Net	TB	In	Lg	B							
Completion Pct.	65.8	67.8	Morstead LG	45	2123	47.2	42.0	2	18	64	0							
Had Intercepted	15	12	Morstead TM	22	1015	46.1	41.0	2	11	64	0							
PUNTS/AVERAGE	66/45.4	53/46.9	Colquitt TM	23	1096	47.7	40.6	1	7	66	1							
NET PUNTING AVG.	66/40.3	53/42.2	Nizialek TM	18	817	45.4	39.8	2	6	62	0							
PENALTIES/YARDS	92/753	118/956	Koo	2	70	35.0	35.0	0	0	45	0							
FUMBLES/BALL LOST	24/11	22/8	TEAM	66	2998	45.4	40.3	5	24	66	1							
TOUCHDOWNS	33	55	OPPONENTS	53	2485	46.9	42.2	3	23	60	0							
Rushing	11	19	* PUNT RETURNS	Ret	FC	Yds	Avg	Long	TD									
Passing	20	31	A. Williams	20	12	153	7.7	23	0									
Returns	2	5	Zaccheaus	3	2	36	12.0	17	0									
* SCORE BY PERIODS	Q1	Q2	Q3	Q4	OT	PTS	TEAM	23	14	189	8.2	23	0					
TEAM	54	131	58	70	0	313	OPPONENTS	26	17	235	9.0	26	0					
OPPONENTS	84	134	96	145	0	459	* KICKOFF RETURNS	No.	Yds	Avg	Long	TD						
* SCORING	TD-Ru-Pa-Rt	K-PAT	FG	S	PTS	A. Williams	23	490	21.3	38	0							
Koo	0	0	0	0	30/30	27/29	0	111	Patterson	18	434	24.1	32	0				
Patterson	11	6	5	0	0	66	0	66	K. Smith	2	26	13.0	16	0				
M. Davis	4	3	1	0	0	24	0	24	Zaccheaus	2	41	20.5	24	0				
Gage	4	0	4	0	0	24	0	24	Bates	1	8	8.0	8	0				
Hurst	3	0	3	0	0	18	0	18	TEAM	46	999	21.7	38	0				
Zaccheaus	3	0	3	0	0	18	0	18	OPPONENTS	34	810	23.8	101t	1				
Ridley	2	0	2	0	0	12	0	12	* FIELD GOALS	1-19	20-29	30-39	40-49	50+				
Ryan	1	1	0	0	0	8	0	8	Koo	0/0	8/8	9/9	6/7	4/5				
Davidson	1	0	0	1	0	6	0	6	TEAM	0/0	8/8	9/9	6/7	4/5				
Ollison	1	1	0	0	0	6	0	6	OPPONENTS	0/0	8/8	11/12	3/4	4/4				
K. Pitts	1	0	1	0	0	6	0	6	Koo: (21G,27G)(36G)(40G)(25G)(31G,52G)(33G,36G,									
L. Smith	1	0	1	0	0	6	0	6	36G)(46G,45N,53G)(32G,29G)(35G)(50N)()(21G)(32G,									
Walker	1	0	0	1	0	6	0	6	38G,48G)(48G,22G)(53G,48G)(28G,24G)(48G,54G)									
TEAM	33	11	20	2	30/30	27/29	1	313	OPP: (43G)()(25G,31G)(21G)(31G,49G)(49B)(29G,									
OPPONENTS	55	19	31	5	39/45	26/28	0	459	51G,57G,23G)(35G,52G)()(32G,44G,53G,33G)(22G,									
2-Pt Conv: Ryan, TM	1-3,	OPP	6-10						34G)(31G)()(30G)(26G,37G,26G)()(34N,37G,27G,33G)									
SACKS: Fowler	4.5,	Jones	2,	Oluokun	2,	Tuitoti-Mariner	TM	2,	Davidson	1,	D. Hall	1,	Jarrett	1,	Ogundeji	1,	Terrell	1,
Vaughters	1,	(group)	1,	E. Harris	0.5,	TM	18,	OPP	40									
FUM/LOST: Ryan	11/4,	M. Davis	4/3,	Hurst	3/1,	Gage	2/2,	Patterson	2/0,	Ollison	1/1,							
A. Williams	1/0																	
* PASSING	Att	Cmp	Yds	Cmp%	Yds/Att	TD	TD%	Int	Int%	Long	Sack/Lost	Rating						
Ryan	560	375	3968	67.0	7.09	20	3.6	12	2.1	64	40/274	90.4						
Rosen	11	2	19	18.2	1.73	0	0.0	2	18.2	14	0/0	0.0						
Franks	1	0	0	0.0	0.00	0	0.0	1	100.0	---	0/0	0.0						
Patterson	1	0	0	0.0	0.00	0	0.0	0	0.0	---	0/0	39.6						
TEAM	573	377	3987	65.8	6.96	20	3.5	15	2.6	64	40/274	86.6						
OPPONENTS	577	391	4104	67.8	7.11	31	5.4	12	2.1	38	18/152	97.4						

CAROLINA PANTHERS / WEEK 18 / THROUGH SUNDAY, JANUARY 9, 2022

										* RUSHING																
										No.	Yds	Avg	Long	TD												
WON 5, LOST 12																										
09/12	W	19-14	N.Y. Jets	70,211	Hubbard	172	612	3.6	26	5																
09/19	W	26-7	New Orleans	70,675	McCaffrey	99	442	4.5	18	1																
09/23	W	24-9	at Houston	68,320	Newton	47	230	4.9	33	5																
10/03	L	28-36	at Dallas	93,262	Darnold	48	222	4.6	30	5																
10/10	L	18-21	Philadelphia	72,545	Abdullah LG	51	166	3.3	15	0																
10/17	L	28-34	OT Minnesota	72,104	Abdullah TM	44	136	3.1	15	0																
10/24	L	3-25	at N.Y. Giants	71,899	Freeman TM	21	77	3.7	13	0																
10/31	W	19-13	at Atlanta	68,583	D.J. Moore	8	48	6.0	14	0																
11/07	L	6-24	New England	72,203	Anderson	3	36	12.0	30	0																
11/14	W	34-10	at Arizona	62,400	Chandler	1	14	14.0	14	0																
11/21	L	21-27	Washington	73,350	Walker	7	13	1.9	13	0																
11/28	L	10-33	at Miami	62,389	Tremble	3	11	3.7	7t	1																
12/12	L	21-29	Atlanta	72,243	Bonnafon	1	4	4.0	4	0																
12/19	L	14-31	at Buffalo	65,398	S. Smith	1	-3	-3.0	-3	0																
12/26	L	6-32	Tampa Bay	71,918	TEAM	455	1842	4.0	33	17																
01/02	L	10-18	at New Orleans	69,170	OPPONENTS	474	1935	4.1	55t	16																
01/09	L	17-41	at Tampa Bay	65,473	* RECEIVING						No.	Yds	Avg	Long	TD											
										93	1157	12.4	64	4												
TOTAL FIRST DOWNS										322	311	Anderson	53	519	9.8	57t	5									
Rushing										118	112	Abdullah LG	38	289	7.6	23t	1									
Passing										174	170	Abdullah TM	35	272	7.8	23t	1									
Penalty										30	29	McCaffrey	37	343	9.3	32	1									
3rd Down: Made/Att										84/235	82/217	Hubbard	25	174	7.0	33	1									
3rd Down Pct.										35.7	37.8	Tremble	20	180	9.0	30	1									
4th Down: Made/Att										14/34	12/21	Zylstra	18	250	13.9	55	1									
4th Down Pct.										41.2	57.1	Thomas	18	188	10.4	41	0									
POSSESSION AVG.										30:36	29:24	Marshall Jr.	17	138	8.1	23	0									
TOTAL NET YARDS										5081	5201	Arnold TM	7	84	12.0	19	0									
Avg. Per Game										298.9	305.9	S. Smith	6	104	17.3	63	0									
Total Plays										1106	1028	R. Smith TM	5	48	9.6	17	0									
Avg. Per Play										4.6	5.1	Snead LG	4	38	9.5	15	0									
NET YARDS RUSHING										1842	1935	Snead TM	1	6	6.0	6	0									
Avg. Per Game										108.4	113.8	Erickson	3	55	18.3	25	0									
Total Rushes										455	474	Kirkwood	3	17	5.7	7	0									
NET YARDS PASSING										3239	3266	Freeman TM	3	15	5.0	8	0									
Avg. Per Game										190.5	192.1	Bonnafon	2	12	6.0	6	0									
Sacked/Yards Lost										52/334	39/293	Saunders	2	11	5.5	8	0									
Gross Yards										3573	3559	TEAM	348	3573	10.3	64	14									
Att./Completions										599/348	515/337	OPPONENTS	337	3559	10.6	62	26									
Completion Pct.										58.1	65.4	* INTERCEPTIONS														
Had Intercepted										21	9	Thompson	2	39	19.5	29	0									
PUNTS/AVERAGE										75/42.5	75/45.3	Jackson	2	21	10.5	21	0									
NET PUNTING AVG.										75/38.3	75/41.4	Gilmore LG	2	13	6.5	13	0									
PENALTIES/YARDS										107/864	108/896	Gilmore TM	2	13	6.5	13	0									
FUMBLES/BALL LOST										20/8	26/7	Burris	1	17	17.0	17	0									
TOUCHDOWNS										32	45	Horn	1	13	13.0	13	0									
Rushing										17	16	Chinn	1	0	0.0	0	0									
Passing										14	26	TEAM	9	103	11.4	29	0									
Returns										1	3	OPPONENTS	21	310	14.8	88t	2									
* SCORE BY PERIODS										Q1	Q2	Q3	Q4	OT	PTS	* PUNTING										
TEAM										95	87	35	87	0	304	Edwards LG	38	1821	47.9	40.5	2	8	62	1		
OPPONENTS										43	130	111	114	6	404	Edwards TM	38	1821	47.9	40.5	2	8	62	1		
* SCORING										TD-Ru-Pa-Rt	K-PAT	FG	S	PTS	Charlton TM											
Gonzalez LG										0	0	0	0	22/23	20/22	0	82	Winslow TM	13	502	38.6	37.2	0	3	46	0
Gonzalez TM										0	0	0	0	22/23	20/22	0	82	Gonzalez LG	1	40	40.0	20.0	1	0	40	0
Hubbard										6	5	1	0			0	36	Gonzalez TM	1	40	40.0	20.0	1	0	40	0
Anderson										5	0	5	0			0	30	TEAM	75	3184	42.5	38.3	3	19	62	2
Darnold										5	5	0	0			0	30	OPPONENTS	75	3397	45.3	41.4	4	29	65	1
Newton										5	5	0	0			0	30	* PUNT RETURNS	Ret FC Yds Avg Long TD							
D.J. Moore										4	0	4	0			0	26	Erickson	23	30	204	8.9	22	0		
Hajrullahu LG										0	0	0	0	8/8	4/5	0	20	D.J. Moore	1	0	9	9.0	9	0		
Hajrullahu TM										0	0	0	0	3/3	4/5	0	15	TEAM	24	30	213	8.9	22	0		
Tremble										2	1	1	0			0	14	OPPONENTS	34	25	252	7.4	22	0		
McCaffrey										2	1	1	0			0	12	* KICKOFF RETURNS	No. Yds Avg Long TD							
Eberle LG										0	0	0	0	5/5	2/3	0	11	Abdullah LG	29	646	22.3	45	0			
Santoso TM										0	0	0	0	1/2	2/2	0	7	Abdullah TM	22	484	22.0	39	0			
Abdullah LG										1	0	1	0			0	6	Erickson	2	57	28.5	39	0			
Abdullah TM										1	0	1	0			0	6	Hubbard	1	21	21.0	21	0			
Robinson										1	0	0	1			0	6	D.J. Moore	1	13	13.0	13	0			
Zylstra										1	0	1	0			0	6	S. Smith	1	24	24.0	24	0			
Marshall Jr.										0	0	0	0			0	2	Tremble	1	21	21.0	21	0			
Kessman LG										0	0	0	0	0/2	0/0	0	0	TEAM	28	620	22.1	39	0			
TEAM										32	17	14	1	26/28	26/29	1	304	OPPONENTS	29	769	26.5	45	0			
OPPONENTS										45	16	26	3	32/35	32/37	1	404	* FIELD GOALS	1-19 20-29 30-39 40-49 50+							
2-Pt Conv: Marshall Jr., D.J. Moore,															Gonzalez LG	0/0	6/6	1/1	10/10	3/5						
Tremble, TM 3-4, OPP 2-9															Gonzalez TM	0/0	6/6	1/1	10/10	3/5						
SACKS: Reddick 11, Burns 9, Gross-Matos 3.5,															Hajrullahu LG	0/0	2/2	2/2	0/1	0/0						
Der. Brown 3, Haynes 3, Thompson 2,															Hajrullahu TM	0/0	2/2	2/2	0/1	0/0						
Tuioti-Mariner LG 2, Fox 1.5, Luvu 1.5,															Eberle LG	0/0	1/1	0/0	0/0	1/2						
Chinn 1, Hartsfield 1, Hoskins 1, Jones 1,															Santoso TM	0/0	2/2	0/0	0/0	0/0						

CHICAGO BEARS / WEEK 18 / THROUGH SUNDAY, JANUARY 9, 2022

WON 6, LOST 11		* RUSHING		No.	Yds	Avg	Long	TD
09/12	L 14-34	at L.A. Rams	70,445	Montgomery	225	849	3.8	41 7
09/19	W 20-17	Cincinnati	60,840	Herbert	103	433	4.2	29 2
09/26	L 6-26	at Cleveland	67,431	Fields	72	420	5.8	23 2
10/03	W 24-14	Detroit	61,468	Williams	40	164	4.1	23 2
10/10	W 20- 9	at Las Vegas	59,122	Dalton	16	76	4.8	14 0
10/17	L 14-24	Green Bay	62,332	Grant LG	5	33	6.6	13 0
10/24	L 3-38	at Tampa Bay	65,635	Grant TM	5	33	6.6	13 0
10/31	L 22-33	San Francisco	60,877	Mooney	6	32	5.3	15t 1
11/08	L 27-29	at Pittsburgh	60,788	Foles	4	8	2.0	8 0
11/21	L 13-16	Baltimore	60,679	Nall	1	4	4.0	4 0
11/25	W 16-14	at Detroit	56,355	Kmet	1	0	0.0	0 0
12/05	L 22-33	Arizona	60,803	Goodwin	2	-1	- .5	1 0
12/12	L 30-45	at Green Bay	78,273	TEAM	475	2018	4.2	41 14
12/20	L 9-17	Minnesota	60,082	OPPONENTS	483	2127	4.4	39 14
12/26	W 25-24	at Seattle	68,492	* RECEIVING	No. Yds Avg Long TD			
01/02	W 29- 3	N.Y. Giants	59,594	Mooney	81	1055	13.0	64 4
01/09	L 17-31	at Minnesota	66,625	Kmet	60	612	10.2	25 0
		Chi.	Opp.	Montgomery	42	301	7.2	16 0
TOTAL FIRST DOWNS	333	321	Robinson	38	410	10.8	39 1	
Rushing	119	116	Byrd	26	329	12.7	54t 1	
Passing	180	170	Goodwin	20	313	15.7	50 1	
Penalty	34	35	Williams	16	103	6.4	23t 1	
3rd Down: Made/Att	75/216	81/211	J. Graham	14	167	11.9	28 3	
3rd Down Pct.	34.7	38.4	Herbert	14	96	6.9	20 0	
4th Down: Made/Att	15/36	12/24	Grant LG	11	132	12.0	46t 2	
4th Down Pct.	41.7	50.0	Grant TM	9	139	15.4	46t 2	
POSSESSION AVG.	30:20	29:40	James	7	62	8.9	19 1	
TOTAL NET YARDS	5225	5384	Newsome	2	23	11.5	13 0	
Avg. Per Game	307.4	316.7	Horsted	2	21	10.5	19t 2	
Total Plays	1075	1009	Nall	1	4	4.0	4 0	
Avg. Per Play	4.9	5.3	TEAM	332	3635	10.9	64 16	
NET YARDS RUSHING	2018	2127	OPPONENTS	314	3623	11.5	83 31	
Avg. Per Game	118.7	125.1	* INTERCEPTIONS	No. Yds Avg Long TD				
Total Rushes	475	483	Bush	2	42	21.0	27 0	
NET YARDS PASSING	3207	3257	Ta. Gipson	2	31	15.5	31 0	
Avg. Per Game	188.6	191.6	Ro. Smith	1	53	53.0	53t 1	
Sacked/Yards Lost	58/428	49/366	Blackson	1	6	6.0	6 0	
Gross Yards	3635	3623	Ja. Johnson	1	3	3.0	3 0	
Att./Completions	542/332	477/314	Houston-Carson	1	0	0.0	0 0	
Completion Pct.	61.3	65.8	TEAM	8	135	16.9	53t 1	
Had Intercepted	20	8	OPPONENTS	20	363	18.2	77 2	
PUNTS/AVERAGE	62/46.2	63/44.8	* PUNTING	No. Yds Avg Net TB In Lg B				
NET PUNTING AVG.	62/38.5	63/37.2	O'Donnell	62	2865	46.2	38.5 5 19 72 0	
PENALTIES/YARDS	106/914	93/856	TEAM	62	2865	46.2	38.5 5 19 72 0	
FUMBLES/BALL LOST	25/9	20/8	OPPONENTS	63	2823	44.8	37.2 7 20 82 0	
TOUCHDOWNS	33	47	* PUNT RETURNS	Ret FC Yds Avg Long TD				
Rushing	14	14	Grant LG	26	2	309	11.9 97t 1	
Passing	16	31	Grant TM	18	2	250	13.9 97t 1	
Returns	3	2	Newsome	6	2	75	12.5 28 0	
* SCORE BY PERIODS	Q1 Q2 Q3 Q4 OT	PTS	Webster	4	1	13	3.3 6 0	
TEAM	47 117 57 90 0	311	Byrd	1	0	0	0.0 0 0	
OPPONENTS	79 103 94 131 0	407	TEAM	29	5	338	11.7 97t 1	
* SCORING	TD-Ru-Pa-Rt K-PAT	FG S PTS	OPPONENTS	34	13	375	11.0 43 0	
Santos	0 0 0 0 27/28	26/30 0	105	* KICKOFF RETURNS	No. Yds Avg Long TD			
Montgomery	7 7 0 0 0	0 42	Herbert	27	650	24.1	50 0	
Mooney	5 1 4 0 0	0 30	Grant LG	23	539	23.4	34 0	
J. Graham	3 0 3 0 0	0 20	Grant TM	21	493	23.5	34 0	
Grant LG	3 0 2 1 0	0 18	Kmet	1	0	0.0	0 0	
Grant TM	3 0 2 1 0	0 18	Mooney	1	10	10.0	10 0	
Williams	3 2 1 0 0	0 18	Pierce TM	1	27	27.0	27 0	
Fields	2 2 0 0 0	0 12	TEAM	51	1180	23.1	50 0	
Herbert	2 2 0 0 0	0 12	OPPONENTS	35	750	21.4	40 0	
Horsted	2 0 2 0 0	0 12	* FIELD GOALS	1-19 20-29 30-39 40-49 50+				
Byrd	1 0 1 0 0	0 8	Santos	0/ 0	10/10	5/ 5	11/13 0/ 2	
Robinson	1 0 1 0 0	0 8	TEAM	0/ 0	10/10	5/ 5	11/13 0/ 2	
Goodwin	1 0 1 0 0	0 6	OPPONENTS	0/ 0	7/ 7	9/10	4/ 6 7/ 7	
Houston-Carson	1 0 0 1 0	0 6	Santos: () (28G,22G) (47G,22G) (33G) (46G,46G) ()					
James	1 0 1 0 0	0 6	(28G) (39G,40G,25G) (30G,22G,65N) (40N) (28G,43G,					
Ro. Smith	1 0 0 1 0	0 6	53N,28G) () (23G,44G,43G) (34G,49B) (35G) (21G,44G)					
Blackson	0 0 0 0 0	1 2	(43G,46G,42G)					
TEAM	33 14 16 3 27/28 26/30 1 311	OPP: (53G,22G) (53G) (57G,41G,52G,28G) () (31G) (39G)						
OPPONENTS	47 14 31 2 42/44 27/30 0 407	(43N,22G) (48N,48G,52G,22G,32G) (54G,52G,40G) (35G,						
2-Pt Conv: Byrd, J. Graham, Robinson,	27G,46G) () (33G,25G) (20G) (37G) (36G,39N) (38G) (39G)							
TM 3-4, OPP 1-3								
SACKS: Quinn 18.5, Tr. Gipson 7, K. Mack 6, Hicks 3.5, Nichols 3, Ro. Smith 3, Blackson 2.5, Edwards 2, Ta. Gipson 1, Marsh 1, Vildor 1, Goldman 0.5, TM 49, OPP 58								
FUM/LOST: Fields 12/5, Mustipher 5/0, Grant(LG) 3/3, Byrd 1/1, Dalton 1/1, Foles 1/0, Goodwin 1/0, Grant(TM) 1/1, Herbert 1/0, Montgomery 1/1, Webster 1/0								

* PASSING	Att	Cmp	Yds	Cmp%	Yds/Att	TD	TD%	Int	Int%	Long	Sack/Lost	Rating
Fields	270	159	1870	58.9	6.93	7	2.6	10	3.7	64	36/ 264	73.2
Dalton	236	149	1515	63.1	6.42	8	3.4	9	3.8	60t	18/ 143	76.9
Foles	35	24	250	68.6	7.14	1	2.9	0	0.0	30	4/ 21	98.5
Montgomery	1	0	0	0.0	0.00	0	0.0	1	100.0	---	0/ 0	0.0
TEAM	542	332	3635	61.3	6.71	16	3.0	20	3.7	64	58/ 428	75.5
OPPONENTS	477	314	3623	65.8	7.60	31	6.5	8	1.7	83	49/ 366	103.3

DALLAS COWBOYS / WEEK 18 / THROUGH SUNDAY, JANUARY 9, 2022

WON 12, LOST 5				* RUSHING		No.	Yds	Avg	Long	TD			
09/09	L 29-31	at Tampa Bay	65,566	Elliott	237	1002	4.2	47	10				
09/19	W 20-17	at L.A. Chargers	70,240	Pollard	130	719	5.5	58t	2				
09/27	W 41-21	Philadelphia	93,267	Prescott	48	146	3.0	21	1				
10/03	W 36-28	Carolina	93,262	Clement	33	140	4.2	38	0				
10/10	W 44-20	N.Y. Giants	93,476	Lamb	9	76	8.4	33	0				
10/17	W 35-29	OT at New England	65,878	Hardy	4	29	7.3	22t	1				
10/31	W 20-16	at Minnesota	66,633	C. Wilson	2	11	5.5	6	0				
11/07	L 16-30	Denver	93,503	I. Smith	1	4	4.0	4t	1				
11/14	W 43- 3	Atlanta	93,436	Rush	9	-8	- .9	2	0				
11/21	L 9-19	at Kansas City	73,494	TEAM	473	2119	4.5	58t	15				
11/25	L 33-36	OT Las Vegas	93,483	OPPONENTS	429	1918	4.5	33	13				
12/02	W 27-17	at New Orleans	69,170	* RECEIVING	No.	Yds	Avg	Long	TD				
12/12	W 27-20	at Washington	61,308	Lamb	79	1102	13.9	49t	6				
12/19	W 21- 6	at N.Y. Giants	77,413	Schultz	78	808	10.4	32t	8				
12/26	W 56-14	Washington	93,482	Cooper	68	865	12.7	41	8				
01/02	L 22-25	Arizona	93,459	Elliott	47	287	6.1	21	2				
01/08	W 51-26	at Philadelphia	69,796	C. Wilson	45	602	13.4	73t	6				
		Dal.	Opp.	Pollard	39	337	8.6	32	0				
TOTAL FIRST DOWNS	390	327	Gallup	35	445	12.7	41	2					
Rushing	111	99	N. Brown	16	184	11.5	27	0					
Passing	248	191	Turner	12	149	12.4	61	3					
Penalty	31	37	Jarwin	11	96	8.7	20	2					
3rd Down: Made/Att	99/228	76/223	Clement	6	29	4.8	8t	1					
3rd Down Pct.	43.4	34.1	McKeon	4	27	6.8	12	1					
4th Down: Made/Att	14/24	16/26	Sprinkle	3	31	10.3	11	0					
4th Down Pct.	58.3	61.5	Steele	1	1	1.0	1t	1					
POSSESSION AVG.	30:20	29:40	TEAM	444	4963	11.2	73t	40					
TOTAL NET YARDS	6919	5967	OPPONENTS	364	4346	11.9	75t	24					
Avg. Per Game	407.0	351.0	* INTERCEPTIONS	No.	Yds	Avg	Long	TD					
Total Plays	1153	1082	Diggs	11	142	12.9	59t	2					
Avg. Per Play	6.0	5.5	Lewis	3	88	29.3	66	0					
NET YARDS RUSHING	2119	1918	A. Brown	3	45	15.0	45t	1					
Avg. Per Game	124.6	112.8	Kearse	2	34	17.0	34	0					
Total Rushes	473	429	Kazee	2	8	4.0	8	0					
NET YARDS PASSING	4800	4049	Lawrence	1	40	40.0	40t	1					
Avg. Per Game	282.4	238.2	Watkins	1	29	29.0	29t	1					
Sacked/Yards Lost	33/163	41/297	Gregory	1	12	12.0	12	0					
Gross Yards	4963	4346	Vander Esch	1	7	7.0	7	0					
Att./Completions	647/444	612/364	Hooker	1	0	0.0	0	0					
Completion Pct.	68.6	59.5	TEAM	26	405	15.6	66	5					
Had Intercepted	11	26	OPPONENTS	11	145	13.2	31t	1					
PUNTS/AVERAGE	65/48.4	71/44.0	* PUNTING	No.	Yds	Avg	Net	TB	In	Lg	B		
NET PUNTING AVG.	65/44.6	71/40.3	Anger	65	3143	48.4	44.6	4	24	63	0		
PENALTIES/YARDS	127/1103	121/973	TEAM	65	3143	48.4	44.6	4	24	63	0		
FUMBLES/BALL LOST	26/9	14/8	OPPONENTS	71	3125	44.0	40.3	4	26	68	3		
TOUCHDOWNS	64	39	* PUNT RETURNS	Ret	FC	Yds	Avg	Long	TD				
Rushing	15	13	Lamb	14	9	139	9.9	21	0				
Passing	40	24	C. Wilson	11	5	36	3.3	14	0				
Returns	9	2	Diggs	2	0	10	5.0	9	0				
* SCORE BY PERIODS	Q1	Q2	Q3	Q4	OT	PTS	Wright	1	0	0	0	0	
TEAM	130	146	103	145	6	530	TEAM	28	14	185	6.6	21	0
OPPONENTS	90	96	65	104	3	358	OPPONENTS	25	24	163	6.5	23	0
* SCORING	TD-Ru-Pa-Rt	K-PAT	FG	S	PTS	* KICKOFF RETURNS	No.	Yds	Avg	Long	TD		
Zuerlein	0 0 0 0	42/48	29/35	0	129	Pollard	17	489	28.8	100t	1		
Elliott	12 10 2 0	0	0	0	78	Clement	11	215	19.5	29	0		
Schultz	8 0 8 0	0	0	0	50	Hardy	1	15	15.0	15	0		
Cooper	8 0 8 0	0	0	0	48	TEAM	29	719	24.8	100t	1		
C. Wilson	6 0 6 0	0	0	0	38	OPPONENTS	18	468	26.0	41	0		
Lamb	6 0 6 0	0	0	0	36	* FIELD GOALS	1-19	20-29	30-39	40-49	50+		
Pollard	3 2 0 1	0	0	0	18	Zuerlein	0/ 0	5/ 5	15/16	7/ 9	2/ 5		
Turner	3 0 3 0	0	0	0	18	TEAM	0/ 0	5/ 5	15/16	7/ 9	2/ 5		
Diggs	2 0 0 2	0	0	0	12	OPPONENTS	0/ 0	7/ 7	8/ 8	8/ 9	6/11		
Gallup	2 0 2 0	0	0	0	12	Zuerlein: (31N,35G,60N,21G,48G)(34G,56G)() (37G)							
Jarwin	2 0 2 0	0	0	0	12	(31G,38G,31G)(30G,45G,51N,49G)(43N,38G,39G)() ()							
Prescott	1 1 0 0	0	0	0	8	(33G,30G,48G)(59N,29G,45G)(55G,34G)(35G,38G,37G,							
Armstrong	1 0 0 1	0	0	0	6	29G)(26G,42G,27G)() (43N)(48G)							
A. Brown	1 0 0 1	0	0	0	6	OPP: (36G)(46G,44N,32G,29G)() (54N)(54N,51G,51G)							
Clement	1 0 1 0	0	0	0	6	() (45G,40G,24G)(53G,27G,53N,42G)(35G)(37G,53G,							
Golston	1 0 0 1	0	0	0	6	51N)(22G,46G,30G,56G,29G)(56N,42G)() (35G,42G)()							
Hardy	1 1 0 0	0	0	0	6	(24G,53G,26G,38G)(38G,40G)							
Lawrence	1 0 0 1	0	0	0	6	SACKS: Parsons 13, Gregory 6, Armstrong 5,							
McKeon	1 0 1 0	0	0	0	6	Basham 3.5, Lawrence 3, Odighizuwa 2,							
I. Smith	1 1 0 0	0	0	0	6	Gallimore 1.5, Lewis 1.5, Golston 1,							
Steele	1 0 1 0	0	0	0	6	Kearse 1, Neal 1, Vander Esch 1, Watkins 1,							
Watkins	1 0 0 1	0	0	0	6	T. Hill 0.5, TM 41, OPP 33							
Wright	1 0 0 1	0	0	0	6	FUM/LOST: Prescott 14/6, Biadasz 3/0,							
Hajrullahu TM	0 0 0 0	5/ 5	0/ 0	0	5	C. Wilson 3/0, Pollard 2/0, Cooper 1/0,							
TEAM	64 15 40	9 47/53	29/35	0	530	Elliott 1/1, Rush 1/1, Wright 1/1							
OPPONENTS	39 13 24	2 29/32	29/35	0	358								
2-Pt Conv: Elliott 3, Prescott, Schultz,													

C. Wilson, TM 6-10, OPP 4-7

* PASSING	Att	Cmp	Yds	Cmp%	Yds/Att	TD	TD%	Int	Int%	Long	Sack/Lost	Rating
Prescott	596	410	4449	68.8	7.46	37	6.2	10	1.7	51	30/ 144	104.2
Rush	47	30	422	63.8	8.98	3	6.4	1	2.1	73t	3/ 19	105.1
C. Wilson	3	3	88	100.0	29.33	0	0.0	0	0.0	35	0/ 0	118.8
Elliott	1	1	4	100.0	4.00	0	0.0	0	0.0	4	0/ 0	83.3
TEAM	647	444	4963	68.6	7.67	40	6.2	11	1.7	73t	33/ 163	104.8
OPPONENTS	612	364	4346	59.5	7.10	24	3.9	26	4.2	75t	41/ 297	76.6

DETROIT LIONS / WEEK 18 / THROUGH SUNDAY, JANUARY 9, 2022

WON 3, LOST 13, TIED 1										* RUSHING														
09/12	L	33-41	San Francisco	59,374	Swift	151	617	4.1	57t	5	No.	Yds	Avg	Long	TD									
09/20	L	17-35	at Green Bay	77,240	J. Williams	153	601	3.9	20	3														
09/26	L	17-19	Baltimore	50,788	C. Reynolds	55	230	4.2	35	0														
10/03	L	14-24	at Chicago	61,468	Igwebuike	18	118	6.6	42t	1														
10/10	L	17-19	at Minnesota	66,538	Goff	17	87	5.1	26	0														
10/17	L	11-34	Cincinnati	50,831	Jefferson	15	74	4.9	28t	2														
10/24	L	19-28	at L.A. Rams	70,540	St. Brown	7	61	8.7	26t	1														
10/31	L	6-44	Philadelphia	47,192	Moore	1	28	28.0	28	0														
11/14	T	16-16	OT at Pittsburgh	58,716	Raymond	4	28	7.0	13	0														
11/21	L	10-13	at Cleveland	67,431	Cabinda	3	23	7.7	21	0														
11/25	L	14-16	Chicago	56,355	Boyle	2	13	6.5	14	0														
12/05	W	29-27	Minnesota	45,691	Blough	1	6	6.0	6	0														
12/12	L	10-38	at Denver	76,211	TEAM	427	1886	4.4	57t	12														
12/19	W	30-12	Arizona	45,211	OPPONENTS	518	2296	4.4	48	19														
12/26	L	16-20	at Atlanta	68,638	* RECEIVING						No.	Yds	Avg	Long	TD									
01/02	L	29-51	at Seattle	68,043	St. Brown	90	912	10.1	37t	5														
01/09	W	37-30	Green Bay	56,735	Swift	62	452	7.3	63t	2														
			Det.	Opp.	Hockenson	61	583	9.6	33	4														
TOTAL FIRST DOWNS										329	372	Raymond	48	576	12.0	75t	4							
Rushing										104	135	J. Reynolds LG	29	396	13.7	39t	2							
Passing										193	211	J. Reynolds TM	19	306	16.1	39t	2							
Penalty										32	26	J. Williams	26	157	6.0	15	0							
3rd Down: Made/Att										74/213	92/204	Cephus	15	204	13.6	46	2							
3rd Down Pct.										34.7	45.1	Hodge	13	157	12.1	42	0							
4th Down: Made/Att										21/41	9/14	Wright	12	117	9.8	36t	2							
4th Down Pct.										51.2	64.3	Benson	10	103	10.3	24	0							
POSSESSION AVG.										28:55	31:05	Igwebuike	7	60	8.6	18	0							
TOTAL NET YARDS										5484	6456	C. Reynolds	7	52	7.4	14	0							
Avg. Per Game										322.6	379.8	Kennedy	6	54	9.0	15	0							
Total Plays										1056	1092	R. Smith LG	5	48	9.6	17	0							
Avg. Per Play										5.2	5.9	Fells TM	4	43	10.8	24	0							
NET YARDS RUSHING										1886	2296	Jefferson	4	23	5.8	11	0							
Avg. Per Game										110.9	135.1	Cabinda	4	16	4.0	6t	1							
Total Rushes										427	518	Zylstra	3	34	11.3	16	0							
NET YARDS PASSING										3598	4160	T. Williams	2	14	7.0	7	0							
Avg. Per Game										211.6	244.7	Decker	2	4	2.0	6t	1							
Sacked/Yards Lost										36/286	30/201	Price	1	17	17.0	17	0							
Gross Yards										3884	4361	TEAM	396	3884	9.8	75t	23							
Att./Completions										593/396	544/359	OPPONENTS	359	4361	12.1	79t	31							
Completion Pct.										66.8	66.0	* INTERCEPTIONS												
Had Intercepted										14	11	Oruwariye	6	73	12.2	50	0							
PUNTS/AVERAGE										65/49.2	47/45.8	Moore	1	21	21.0	21	0							
NET PUNTING AVG.										65/42.3	47/40.0	J. Okwara	1	9	9.0	9	0							
PENALTIES/YARDS										105/824	87/818	Walker III	1	5	5.0	5	0							
FUMBLES/BALL LOST										17/9	17/8	Anzalone	1	0	0.0	0	0							
TOUCHDOWNS										35	52	Parker	1	0	0.0	0	0							
Rushing										12	19	TEAM	11	108	9.8	50	0							
Passing										23	31	OPPONENTS	14	116	8.3	39t	1							
Returns										0	2	* PUNTING												
* SCORE BY PERIODS										Q1	Q2	Q3	Q4	OT	PTS	Fox	65	3198	49.2	42.3	7	17	70	0
TEAM										40	107	79	99	0	325	TEAM	65	3198	49.2	42.3	7	17	70	0
OPPONENTS										85	154	113	115	0	467	OPPONENTS	47	2154	45.8	40.0	2	20	61	0
* SCORING										TD-Ru-Pa-Rt	K-PAT	FG	S	PTS	* PUNT RETURNS	Ret	FC	Yds	Avg	Long	TD			
Patterson LG										0	0	0	0	16/16	13/14	0	55	Raymond	21	15	236	11.2	48	0
Patterson TM										0	0	0	0	16/16	13/14	0	55	Jacobs	1	0	0	0.0	0	0
Swift										7	5	2	0			0	42	St. Brown	0	1	0	---	---	0
St. Brown										6	1	5	0			0	40	TEAM	22	16	236	10.7	48	0
Seibert										0	0	0	0	5/ 5	10/12	0	35	OPPONENTS	35	10	308	8.8	29	0
Hockenson										4	0	4	0			0	26	* KICKOFF RETURNS						
Raymond										4	0	4	0			0	24	Igwebuike	28	697	24.9	47	0	
Rosas LG										0	0	0	0	14/14	2/ 5	0	20	Ballentine LG	4	94	23.5	26	0	
Rosas TM										0	0	0	0	1/ 1	1/ 1	0	4	Ballentine TM	4	94	23.5	26	0	
J. Williams										3	3	0	0			0	18	Kennedy	4	89	22.3	28	0	
Cephus										2	0	2	0			0	14	TEAM	36	880	24.4	47	0	
Jefferson										2	2	0	0			0	12	OPPONENTS	35	763	21.8	44	0	
J. Reynolds LG										2	0	2	0			0	12	* FIELD GOALS	1-19	20-29	30-39	40-49	50+	
J. Reynolds TM										2	0	2	0			0	12	Patterson LG	0/ 0	3/ 3	6/ 6	4/ 4	0/ 1	
Wright										2	0	2	0			0	12	Patterson TM	0/ 0	3/ 3	6/ 6	4/ 4	0/ 1	
Santoso TM										0	0	0	0	5/ 6	2/ 3	0	11	Seibert	0/ 0	0/ 0	4/ 4	5/ 6	1/ 2	
Cabinda										1	0	1	0			0	6	Rosas LG	0/ 0	0/ 0	0/ 1	2/ 2	0/ 2	
Decker										1	0	1	0			0	6	Rosas TM	0/ 0	0/ 0	0/ 0	1/ 1	0/ 0	
Igwebuike										1	1	0	0			0	6	Santoso TM	0/ 0	1/ 1	1/ 1	0/ 1	0/ 0	
Hodge										0	0	0	0			0	2	TEAM	0/ 0	4/ 4	11/11	10/12	1/ 3	
TEAM										35	12	23	0	27/28	26/30	0	325	OPPONENTS	0/ 0	7/ 7	11/11	9/12	9/11	
OPPONENTS										52	19	31	2	43/45	36/41	0	467							

2-Pt Conv: St. Brown 2, Cephus, Hockenson, Hodge, TM 5-6, OPP 2-7

(37G)(51G)(34G,36G,27G)

* PASSING	Att	Cmp	Yds	Cmp%	Yds/Att	TD	TD%	Int	Int%	Long	Sack/Lost	Rating
Aa. Rodgers	531	366	4115	68.9	7.75	37	7.0	4	0.8	75t	30/ 188	111.9
Love	62	36	411	58.1	6.63	2	3.2	3	4.8	62t	3/ 23	68.7
TEAM	593	402	4526	67.8	7.63	39	6.6	7	1.2	75t	33/ 211	107.4
OPPONENTS	603	379	4021	62.9	6.67	31	5.1	18	3.0	79t	39/ 297	86.9

Gay: (53G,22G)(34G,38G)(48G,26G)(42G,22G,46N)
 (31G,47G)(32G)(33G,47G)(27G)(34G,22G,54G)(37G)
 (36G,39G)(40G,44G,37G)(55G,35G,33G)(55G,35G)
 (32G,31G,24G)(56N)(43G)
 Santoso, ALL totals: ()(22G,29G)()(35G)()()()
 ()(20G,48N)
 Santoso, LA-R: ()()()()()()()()()()()()()
 ()
 TM: (53G,22G)(34G,38G)(48G,26G)(42G,22G,46N)
 (31G,47G)(32G)(33G,47G)(27G)(34G,22G,54G)(37G)
 (36G,39G)(40G,44G,37G)(55G,35G,33G)(55G,35G)
 (32G,31G,24G)(56N)(43G)
 OPP: ()(48G,46G,35G)(55N,26G)(23G,55G,23G)(35N,
 32G)(27G)(37G,47G,41G,31G)(45N)()(50G)(45G,28G,
 29G,42N)()(53G,53G,49G)(39G)(23G,24G,44G)(22G,
 46G,46G,34G)(42G,24G)

* PASSING

	Att	Cmp	Yds	Cmp%	Yds/Att	TD	TD%	Int	Int%	Long	Sack/Lost	Rating
Stafford	601	404	4886	67.2	8.13	41	6.8	17	2.8	79t	30/ 243	102.9
Wolford	4	1	5	25.0	1.25	0	0.0	1	25.0	5	1/ 8	0.0
Hekker	1	1	2	100.0	2.00	0	0.0	0	0.0	2	0/ 0	79.2
Kupp	1	0	0	0.0	0.00	0	0.0	0	0.0	---	0/ 0	39.6
TEAM	607	406	4893	66.9	8.06	41	6.8	18	3.0	79t	31/ 251	101.6
OPPONENTS	625	416	4476	66.6	7.16	17	2.7	19	3.0	63t	50/ 367	83.8

MINNESOTA VIKINGS / WEEK 18 / THROUGH SUNDAY, JANUARY 9, 2022

WON 8, LOST 9				* RUSHING		No.	Yds	Avg	Long	TD	
09/12	L 24-27	OT	at Cincinnati	56,525	Cook	249	1159	4.7	66	6	
09/19	L 33-34		at Arizona	61,264	Mattison	134	491	3.7	48	3	
09/26	W 30-17		Seattle	66,729	Cousins	29	115	4.0	29	1	
10/03	L 7-14		Cleveland	66,703	Gallman LG	28	104	3.7	17	0	
10/10	W 19-17		Detroit	66,538	Nwangwu	13	61	4.7	19	0	
10/17	W 34-28	OT	at Carolina	72,104	Ham	7	34	4.9	30	0	
10/31	L 16-20		Dallas	66,633	Abdullah TM	7	30	4.3	9	0	
11/07	L 31-34	OT	at Baltimore	70,599	Jefferson	6	14	2.3	11	0	
11/14	W 27-20		at L.A. Chargers	70,240	Mannion	2	14	7.0	11	0	
11/21	W 34-31		Green Bay	66,959	Osborn	1	10	10.0	10	0	
11/28	L 26-34		at San Francisco	71,493	Thielen	1	2	2.0	2	0	
12/05	L 27-29		at Detroit	45,691	TEAM	449	1930	4.3	66	10	
12/09	W 36-28		Pittsburgh	66,718	OPPONENTS	475	2222	4.7	49	15	
12/20	W 17-9		at Chicago	60,082	* RECEIVING						
12/26	L 23-30		L.A. Rams	66,708	Jefferson	108	1616	15.0	56	10	
01/02	L 10-37		at Green Bay	77,832	Thielen	67	726	10.8	35	10	
01/09	W 31-17		Chicago	66,625	Conklin	61	593	9.7	40	3	
		Minn.	Opp.		Osborn	50	655	13.1	64t	7	
TOTAL FIRST DOWNS		332	391		Cook	34	224	6.6	24	0	
Rushing		103	131		Mattison	32	228	7.1	24	1	
Passing		202	224		Ham	17	125	7.4	27	0	
Penalty		27	36		Westbrook	10	68	6.8	17	0	
3rd Down: Made/Att		83/228	78/214		Smith-Marsette	5	116	23.2	44t	2	
3rd Down Pct.		36.4	36.4		Herndon	4	40	10.0	17	1	
4th Down: Made/Att		12/22	15/30		Nwangwu	4	9	2.3	6	0	
4th Down Pct.		54.5	50.0		Abdullah TM	3	17	5.7	10	0	
POSSESSION AVG.		28:57	31:03		Stocker	2	12	6.0	7	0	
TOTAL NET YARDS		6168	6522		Bradbury	1	21	21.0	21	0	
Avg. Per Game		362.8	383.6		Gallman LG	1	21	21.0	21	0	
Total Plays		1083	1152		TEAM	398	4450	11.2	64t	34	
Avg. Per Play		5.7	5.7		OPPONENTS	401	4678	11.7	77t	29	
NET YARDS RUSHING		1930	2222		* INTERCEPTIONS						
Avg. Per Game		113.5	130.7		Woods	3	54	18.0	27	0	
Total Rushes		449	475		Barr	3	11	3.7	8	0	
NET YARDS PASSING		4238	4300		Breeland TM	2	26	13.0	18	0	
Avg. Per Game		249.3	252.9		Kendricks	2	22	11.0	22	0	
Sacked/Yards Lost		30/212	51/378		Peterson	1	66	66.0	66t	1	
Gross Yards		4450	4678		Vigil	1	38	38.0	38t	1	
Att./Completions		604/398	626/401		Bynum	1	27	27.0	27	0	
Completion Pct.		65.9	64.1		H. Smith	1	10	10.0	10	0	
Had Intercepted		7	16		B. Lynch	1	2	2.0	2	0	
PUNTS/AVERAGE		79/45.9	64/46.9		Dantzler	1	0	0.0	0	0	
NET PUNTING AVG.		79/40.8	64/42.1		TEAM	16	256	16.0	66t	2	
PENALTIES/YARDS		111/1043	93/786		OPPONENTS	7	115	16.4	41	0	
FUMBLES/BALL LOST		21/6	15/8		* PUNTING						
TOUCHDOWNS		48	46		Berry	78	3624	46.5	40.8	3 26 64 1	
Rushing		10	15		TEAM	79	3624	45.9	40.8	3 26 64 1	
Passing		34	29		OPPONENTS	64	3000	46.9	42.1	5 24 72 0	
Returns		4	2		* PUNT RETURNS						
* SCORE BY PERIODS		Q1	Q2	Q3	Q4	OT	PTS				
TEAM		86	115	112	106	6	425				
OPPONENTS		53	146	102	119	6	426				
* SCORING		TD-Ru-Pa-Rt	K-PAT	FG	S	PTS					
Joseph		0	0	0	0	36/40	33/38	0	135	* KICKOFF RETURNS	
Jefferson		10	0	10	0			0	60	No. Yds Avg Long TD	
Thielen		10	0	10	0			0	60	Nwangwu	
Osborn		7	0	7	0			0	42	18 579 32.2 99t 2	
Cook		6	6	0	0			0	38	7 162 23.1 45 0	
Mattison		4	3	1	0			0	24	4 83 20.8 24 0	
Conklin		3	0	3	0			0	18	1 7 7.0 7 0	
Nwangwu		2	0	0	2			0	12	1 18 18.0 18 0	
Smith-Marsette		2	0	2	0			0	12	1 0 0.0 0 0	
Cousins		1	1	0	0			0	6	32 849 26.5 99t 2	
Herndon		1	0	1	0			0	6	17 383 22.5 36 0	
Peterson		1	0	0	1			0	6	* FIELD GOALS	
Vigil		1	0	0	1			0	6	1-19 20-29 30-39 40-49 50+	
TEAM		48	10	34	4	36/40	33/38	0	425	Joseph	
OPPONENTS		46	15	29	2	38/38	34/40	0	426	0/ 0 8/ 8 11/12 7/ 9 7/ 9	
2-Pt Conv: Cook, TM 1-7, OPP 5-6											
SACKS: Wonnum 8, Hunter 6, Griffen 5, Kendricks 5, Watts 5, Pierce 3, H. Smith 3, Barr 2.5, Richardson 2.5, Tomlinson 2.5, Willekes 2.5, B. Lynch 2, Bower LG 1, Bynum 1, J. Lynch 1, Vigil 1, Woods 1, TM 51, OPP 30											
FUM/LOST: Cousins 12/2, Cook 3/2, Westbrook 2/0, Conklin 1/0, Jefferson 1/1, Mattison 1/1, Thielen 1/0											

* PASSING	Att	Cmp	Yds	Cmp%	Yds/Att	TD	TD%	Int	Int%	Long	Sack/Lost	Rating
Cousins	561	372	4221	66.3	7.52	33	5.9	7	1.2	64t	28/ 197	103.1
Mannion	36	22	189	61.1	5.25	1	2.8	0	0.0	30	2/ 15	84.1
Jefferson	4	2	35	50.0	8.75	0	0.0	0	0.0	24	0/ 0	80.2
Mond	3	2	5	66.7	1.67	0	0.0	0	0.0	6	0/ 0	70.1
TEAM	604	398	4450	65.9	7.37	34	5.6	7	1.2	64t	30/ 212	101.6
OPPONENTS	626	401	4678	64.1	7.47	29	4.6	16	2.6	77t	51/ 378	91.4

NEW ORLEANS SAINTS / WEEK 18 / THROUGH SUNDAY, JANUARY 9, 2022

WON 9, LOST 8				* RUSHING				No.	Yds	Avg	Long	TD								
09/12	W 38-3	Green Bay	35,242	Kamara	240	898	3.7	30	4											
09/19	L 7-26	at Carolina	70,675	Ingram LG	160	554	3.5	28	2											
09/26	W 28-13	at New England	65,878	Ingram TM	68	260	3.8	28	1											
10/03	L 21-27 OT	N.Y. Giants	69,170	Hill	70	374	5.3	44t	5											
10/10	W 33-22	at Washington	50,137	J. Winston	32	166	5.2	20	1											
10/25	W 13-10	at Seattle	68,563	Jones	54	142	2.6	11	0											
10/31	W 36-27	Tampa Bay	69,170	Montgomery	15	44	2.9	9	0											
11/07	L 25-27	Atlanta	69,170	Harris	5	41	8.2	22	0											
11/14	L 21-23	at Tennessee	69,414	Armah TM	5	21	4.2	9	0											
11/21	L 29-40	at Philadelphia	69,796	Siemian	9	20	2.2	17t	1											
11/25	L 6-31	Buffalo	69,170	Washington	4	16	4.0	5	0											
12/02	L 17-27	Dallas	69,170	Book	3	6	2.0	3	0											
12/12	W 30-9	at N.Y. Jets	69,129	Prentice	3	5	1.7	2	0											
12/19	W 9-0	at Tampa Bay	65,744	Stills	1	1	1.0	1	0											
12/27	L 3-20	Miami	69,170	Ozigbo TM	1	-3	-3.0	-3	0											
01/02	W 18-10	Carolina	69,170	TEAM	510	1991	3.9	44t	12											
01/09	W 30-20	at Atlanta	68,336	OPPONENTS	426	1589	3.7	58t	12											
N.O.				Opp.				* RECEIVING												
TOTAL FIRST DOWNS				307	304	Kamara	47	439	9.3	31	5									
Rushing				113	84	Callaway	46	698	15.2	58	6									
Passing				165	185	Harris	36	570	15.8	72t	3									
Penalty				29	35	Smith	32	377	11.8	34	3									
3rd Down: Made/Att				78/220	89/240	Trautman	27	263	9.7	32	2									
3rd Down Pct.				35.5	37.1	Ingram LG	27	162	6.0	34	0									
4th Down: Made/Att				11/21	9/21	Ingram TM	20	138	6.9	34	0									
4th Down Pct.				52.4	42.9	Montgomery	16	95	5.9	21	0									
POSSESSION AVG.				30:28	29:32	Humphrey	13	249	19.2	56	2									
TOTAL NET YARDS				5177	5410	Ju. Johnson	13	159	12.2	27	4									
Avg. Per Game				304.5	318.2	Vannett	9	133	14.8	30	1									
Total Plays				1051	1064	Stills	6	68	11.3	22	1									
Avg. Per Play				4.9	5.1	Jones	5	29	5.8	19	0									
NET YARDS RUSHING				1991	1589	Hill	4	52	13.0	15	0									
Avg. Per Game				117.1	93.5	Hogan	4	41	10.3	16	1									
Total Rushes				510	426	Griffin	4	39	9.8	14	0									
NET YARDS PASSING				3186	3821	Prentice	3	16	5.3	10	0									
Avg. Per Game				187.4	224.8	Washington	2	12	6.0	6	0									
Sacked/Yards Lost				37/251	46/310	Wolf	2	8	4.0	4	0									
Gross Yards				3437	4131	White	1	38	38.0	38	0									
Att./Completions				504/293	592/369	Ozigbo TM	1	7	7.0	7	0									
Completion Pct.				58.1	62.3	E. Winston	1	5	5.0	5	0									
Had Intercepted				13	18	Armah TM	1	1	1.0	1t	1									
PUNTS/AVERAGE				83/47.7	81/45.0	TEAM	293	3437	11.7	72t	29									
NET PUNTING AVG.				83/42.0	81/39.9	OPPONENTS	369	4131	11.2	84t	20									
PENALTIES/YARDS				98/811	89/761	* INTERCEPTIONS														
FUMBLES/BALL LOST				14/5	16/7	P. Williams	3	86	28.7	46	1									
TOUCHDOWNS				43	35	Adebo	3	50	16.7	33	0									
Rushing				12	12	Gardner-Johnson	3	45	15.0	26	0									
Passing				29	20	Lattimore	3	35	11.7	20	0									
Returns				2	3	M. Williams	2	56	28.0	53	0									
* SCORE BY PERIODS				Q1	Q2	Q3	Q4	OT	PTS	Jenkins	1	34	34.0	34t	1					
TEAM				40	116	46	162	0	364	Roach	1	5	5.0	5	0					
OPPONENTS				77	85	81	86	6	335	Roby	1	2	2.0	2	0					
* SCORING				TD-Ru-Pa-Rt	K-PAT	FG	S	PTS	Alexander	1	0	0.0	0	0						
Maher				0	0	0	0	10/12	16/18	0	58	TEAM	18	313	17.4	53	2			
Kamara				9	4	5	0			0	54	OPPONENTS	13	196	15.1	51t	3			
Callaway				6	0	6	0			0	36	* PUNTING								
Hill				5	5	0	0			0	30	Gillikin	83	3956	47.7	42.0	4	29	63	0
B. Johnson TM				0	0	0	0	5/8	8/8	0	29	TEAM	83	3956	47.7	42.0	4	29	63	0
Ju. Johnson				4	0	4	0			0	24	OPPONENTS	81	3644	45.0	39.9	3	27	68	1
Harris				3	0	3	0			0	18	* PUNT RETURNS								
Smith				3	0	3	0			0	18	Harris	21	15	199	9.5	26	0		
Rosas TM				0	0	0	0	13/13	1/4	0	16	E. Winston	10	5	119	11.9	34	0		
Humphrey				2	0	2	0			0	12	Kamara	3	0	29	9.7	14	0		
Ingram LG				2	2	0	0			0	12	Callaway	1	2	2	2.0	2	0		
Ingram TM				1	1	0	0			0	6	TEAM	35	22	349	10.0	34	0		
Trautman				2	0	2	0			0	12	OPPONENTS	43	18	391	9.1	28	0		
Armah TM				1	0	1	0			0	6	* KICKOFF RETURNS								
Hogan				1	0	1	0			0	6	Harris	29	690	23.8	39	0			
Jenkins				1	0	0	1			0	6	Washington	3	56	18.7	21	0			
Siemian				1	1	0	0			0	6	Armah TM	2	28	14.0	17	0			
Stills				1	0	1	0			0	6	Montgomery	2	59	29.5	33	0			
Vannett				1	0	1	0			0	6	Jones	1	5	5.0	5	0			
P. Williams				1	0	0	1			0	6	TEAM	37	838	22.6	39	0			
J. Winston				1	1	0	0			0	6	OPPONENTS	32	660	20.6	42	0			
Parkey				0	0	0	0	3/5	0/0	0	3	* FIELD GOALS	1-19 20-29 30-39 40-49 50+							
TEAM				43	12	29	2	31/38	25/30	0	364	Maher	0/0	4/4	8/9	4/4	0/1			
OPPONENTS				35	12	20	3	30/31	31/38	0	335	B. Johnson TM	0/0	4/4	3/3	0/0	1/1			
2-Pt Conv: TM				0-5, OPP 1-3								Rosas TM	0/0	0/0	0/1	1/1	0/2			
SACKS: Jordan				12.5, Davenport 9,								TEAM	0/0	8/8	11/13	5/5	1/4			
Kpassagnon 4,				Alexander 3.5, Davis 3,								OPPONENTS	0/0	7/7	12/13	8/11	4/7			

Gano: () (23G,47G,52G,55G,35G) (25G,31G) (35N,23G,48G) (54N,51G,51G) (27G) (49G,53G,44G) (23G) (35G,32G,38G) (37G) (35G,51N,39G) (39G,34G,51G,56N) () (35G,42G) (54G) (38G) ()
 OPP: (23G,36G) (49G,37G,43G) (40G) (58N) (31G,38G,31G) (32G) (45G) (36G,34G) (25G,32G,25G,25N) (25G,40G,30G) () (48G,52N,48G) (27G,28G,39G) (26G,42G,27G) (41N,22G,37G) (21G,44G) (23G,43G,23G)

* PASSING

		Att	Cmp	Yds	Cmp%	Yds/Att	TD	TD%	Int	Int%	Long	Sack/Lost	Rating
D. Jones		361	232	2428	64.3	6.73	10	2.8	7	1.9	54t	22/ 160	84.8
Glennon		167	90	790	53.9	4.73	4	2.4	10	6.0	60	9/ 68	49.7
Fromm	LG	60	27	210	45.0	3.50	1	1.7	3	5.0	36	6/ 33	38.9
Fromm	TM	60	27	210	45.0	3.50	1	1.7	3	5.0	36	6/ 33	38.9
Toney		3	1	19	33.3	6.33	0	0.0	0	0.0	19	1/ 6	56.3
Dixon		1	0	0	0.0	0.00	0	0.0	0	0.0	---	0/ 0	39.6
Pettis		1	1	16	100.0	16.00	0	0.0	0	0.0	16	0/ 0	118.8
TEAM		593	351	3463	59.2	5.84	15	2.5	20	3.4	60	38/ 267	70.1
OPPONENTS		611	402	4044	65.8	6.62	27	4.4	15	2.5	59t	34/ 205	89.0

PHILADELPHIA EAGLES / WEEK 18 / THROUGH SUNDAY, JANUARY 9, 2022

WON 9, LOST 8				* RUSHING				No.	Yds	Avg	Long	TD						
09/12	W 32-6	at Atlanta	68,633	Hurts	139	784	5.6	31	10									
09/19	L 11-17	San Francisco	69,796	Sanders	137	754	5.5	38	0									
09/27	L 21-41	at Dallas	93,267	Howard	86	406	4.7	25	3									
10/03	L 30-42	Kansas City	69,796	B. Scott	87	373	4.3	23	7									
10/10	W 21-18	at Carolina	72,545	Gainwell	68	291	4.3	18t	5									
10/14	L 22-28	Tampa Bay	69,796	Huntley	13	51	3.9	18	0									
10/24	L 22-33	at Las Vegas	62,000	Reagor	10	32	3.2	12	0									
10/31	W 44-6	at Detroit	47,192	Minshew	9	21	2.3	9	0									
11/07	L 24-27	L.A. Chargers	69,796	Watkins	1	3	3.0	3	0									
11/14	W 30-13	at Denver	76,766	TEAM	550	2715	4.9	38	25									
11/21	W 40-29	New Orleans	69,796	OPPONENTS	458	1834	4.0	38	18									
11/28	L 7-13	at N.Y. Giants	73,969	* RECEIVING				No.	Yds	Avg	Long	TD						
12/05	W 33-18	at N.Y. Jets	73,311	Smith	64	916	14.3	46	5									
12/21	W 27-17	Washington	69,796	Goedert	56	830	14.8	45	4									
12/26	W 34-10	N.Y. Giants	69,796	Watkins	43	647	15.0	91	1									
01/02	W 20-16	at Washington	51,563	Reagor	33	299	9.1	34	2									
01/08	L 26-51	Dallas	69,796	Gainwell	33	253	7.7	19	1									
				Phil.	Opp.	Sanders	26	158	6.1	25	0							
TOTAL FIRST DOWNS				352	358	Ertz	18	189	10.5	28	2							
Rushing				163	115	B. Scott	13	83	6.4	19	0							
Passing				167	208	Ward	7	95	13.6	27	3							
Penalty				22	35	Stoll	4	22	5.5	9	0							
3rd Down: Made/Att				101/221	93/217	Ty. Jackson	3	22	7.3	13	1							
3rd Down Pct.				45.7	42.9	Arcega-Whiteside	2	36	18.0	23	0							
4th Down: Made/Att				11/24	14/29	Howard	2	19	9.5	10	0							
4th Down Pct.				45.8	48.3	Rodgers	2	11	5.5	9	0							
POSSESSION AVG.				29:55	30:05	L. Johnson	1	5	5.0	5t	1							
TOTAL NET YARDS				6119	5590	TEAM	307	3585	11.7	91	20							
Avg. Per Game				359.9	328.8	OPPONENTS	409	3976	9.7	64	28							
Total Plays				1075	1076	* INTERCEPTIONS				No.	Yds	Avg	Long	TD				
Avg. Per Play				5.7	5.2	Slay	3	76	25.3	51t	1							
NET YARDS RUSHING				2715	1834	McLeod	2	24	12.0	24	0							
Avg. Per Game				159.7	107.9	Singleton	1	29	29.0	29t	1							
Total Rushes				550	458	E. Wilson	1	7	7.0	7	0							
NET YARDS PASSING				3404	3756	Nelson	1	4	4.0	4	0							
Avg. Per Game				200.2	220.9	Harris	1	2	2.0	2	0							
Sacked/Yards Lost				31/181	29/220	Edwards	1	1	1.0	1	0							
Gross Yards				3585	3976	Epps	1	0	0.0	0	0							
Att./Completions				494/307	589/409	Maddox	1	-1	-1.0	-1	0							
Completion Pct.				62.1	69.4	TEAM	12	142	11.8	51t	2							
Had Intercepted				10	12	OPPONENTS	10	107	10.7	59t	1							
PUNTS/AVERAGE				55/43.9	63/43.6	* PUNTING				No.	Yds	Avg	Net	TB	In	Lg	B	
NET PUNTING AVG.				55/38.7	63/39.1	Siposs	55	2416	43.9	38.7	3	17	68	0				
PENALTIES/YARDS				107/842	92/824	TEAM	55	2416	43.9	38.7	3	17	68	0				
FUMBLES/BALL LOST				22/6	17/4	OPPONENTS	63	2744	43.6	39.1	2	23	62	1				
TOUCHDOWNS				50	47	* PUNT RETURNS				Ret	FC	Yds	Avg	Long	TD			
Rushing				25	18	Reagor	31	15	227	7.3	39	0						
Passing				20	28	Ward	2	1	12	6.0	12	0						
Returns				5	1	TEAM	33	16	239	7.2	39	0						
* SCORE BY PERIODS				Q1	Q2	Q3	Q4	OT	PTS	OPPONENTS	24	12	225	9.4	22	0		
TEAM				89	104	112	139	0	444	* KICKOFF RETURNS				No.	Yds	Avg	Long	TD
OPPONENTS				100	111	53	121	0	385	Reagor	12	255	21.3	44	0			
* SCORING				TD	Ru	Pa	Rt	K	PAT	FG	S	PTS	Gainwell	8	137	17.1	31	0
Elliott				0	0	0	0	44/44	30/33	0	134	Watkins	8	138	17.3	24	0	
Hurts				10	10	0	0	0	0	60	Huntley	3	84	28.0	35	0		
B. Scott				7	7	0	0	0	0	42	Hightower	1	0	0.0	17	0		
Gainwell				6	5	1	0	0	0	38	B. Scott	1	13	13.0	13	0		
Smith				5	0	5	0	0	0	32	Ward	1	3	3.0	3	0		
Goedert				4	0	4	0	0	0	26	TEAM	34	630	18.5	44	0		
Howard				3	3	0	0	0	0	18	OPPONENTS	34	888	26.1	79	0		
Slay				3	0	0	3	0	0	18	* FIELD GOALS	1-19	20-29	30-39	40-49	50+		
Ward				3	0	3	0	0	0	18	Elliott	0/0	7/7	10/10	10/13	3/3		
Ertz				2	0	2	0	0	0	12	TEAM	0/0	7/7	10/10	10/13	3/3		
Reagor				2	0	2	0	0	0	12	OPPONENTS	0/0	8/9	6/6	4/5	3/4		
Watkins				1	0	1	0	0	0	8	Elliott: (43G)(45G,47B)()	(29G,25G,31G)	(30G,58G)					
Cox				1	0	0	1	0	0	6	(46N)()	(43G,26G,41G)	(24G)	(30G,52G,23G)	(50G,37G,			
Ty. Jackson				1	0	1	0	0	0	6	33G,47G)()	(31G,32G,43G,46G)	(20G,37G)	(41N,22G,				
L. Johnson				1	0	1	0	0	0	6	37G)	(42G,41G)	(38G,40G)					
Singleton				1	0	0	1	0	0	6	OPP: (21G,27G)	(46G)()	(48G,43G,50G)	(28G,39G)				
Sanders				0	0	0	0	0	0	2	(47N)	(30G,29G)	(21G,22B,28G)	(28G)	(35G,51N,39G)	()		
TEAM				50	25	20	5	44/44	30/33	0	444	(22G)	(54G)	(31G,39G,55G)	(48G)			
OPPONENTS				47	18	28	1	36/43	21/24	1	385	2-Pt Conv: Gainwell, Goedert, Sanders,						
													Smith, Watkins, TM 5-6, OPP 1-4					
SACKS: Hargrave 7.5, Sweat 7.5, Cox 3.5, Barnett 2, Ridgeway 2, M. Williams 2, Avery 1, Edwards 1, Ta. Jackson 1, J. Scott 1, Maddox 0.5, TM 29, OPP 31																		
FUM/LOST: Hurts 9/2, Gainwell 2/1, Herbig 2/0, Reagor 2/0, Goedert 1/0, Hightower 1/0, Kelce 1/0, Minshew 1/0, Sanders 1/1, B. Scott 1/1, Smith 1/1																		

* PASSING	Att	Cmp	Yds	Cmp%	Yds/Att	TD	TD%	Int	Int%	Long	Sack/Lost	Rating
Hurts	432	265	3144	61.3	7.28	16	3.7	9	2.1	91	26/ 150	87.2
Minshew	60	41	439	68.3	7.32	4	6.7	1	1.7	36t	5/ 31	104.8
Ward	2	1	2	50.0	1.00	0	0.0	0	0.0	2	0/ 0	56.3
TEAM	494	307	3585	62.1	7.26	20	4.0	10	2.0	91	31/ 181	89.2
OPPONENTS	589	409	3976	69.4	6.75	28	4.8	12	2.0	64	29/ 220	95.4

Aiyuk 2/1, Hasty 2/1, Kittle 2/1, (42G)(39G,40G,25G)(26G)(37G)(30G)()(56N)(37G,
 Benjamin 1/1, Cannon(LG) 1/1, 28G,46N,41G)(48G,22G)(38G,44G)(45N)(43G)
 Cannon(TM) 1/1, Jennings 1/0, Al. Mack 1/0, Je. Wilson 1/0

* PASSING	Att	Cmp	Yds	Cmp%	Yds/Att	TD	TD%	Int	Int%	Long	Sack/Lost	Rating
Garoppolo	441	301	3810	68.3	8.64	20	4.5	12	2.7	83	29/ 201	98.7
Lance	71	41	603	57.7	8.49	5	7.0	2	2.8	76t	4/ 15	97.3
Samuel	2	1	24	50.0	12.00	1	50.0	0	0.0	24t	0/ 0	133.3
TEAM	514	343	4437	66.7	8.63	26	5.1	14	2.7	83	33/ 216	99.2
OPPONENTS	545	372	3874	68.3	7.11	25	4.6	9	1.7	91	48/ 364	97.0

* PASSING	Att	Cmp	Yds	Cmp%	Yds/Att	TD	TD%	Int	Int%	Long	Sack/Lost	Rating
Wilson	400	259	3113	64.8	7.78	25	6.3	6	1.5	69t	33/ 266	103.1
Smith	95	65	702	68.4	7.39	5	5.3	1	1.1	84t	13/ 117	103.0
Eason	5	2	25	40.0	5.00	0	0.0	1	20.0	15	0/ 0	16.7
TEAM	495	324	3815	65.5	7.71	30	6.1	7	1.4	84t	46/ 383	103.1
OPPONENTS	658	443	4766	67.3	7.24	24	3.6	11	1.7	76t	34/ 253	93.6

TAMPA BAY BUCCANEERS / WEEK 18 / THROUGH SUNDAY, JANUARY 9, 2022

WON 13, LOST 4				* RUSHING		No.	Yds	Avg	Long	TD		
09/09	W 31-29	Dallas	65,566		Fournette	180	812	4.5	47t	8		
09/19	W 48-25	Atlanta	63,694		R. Jones	101	428	4.2	30	4		
09/26	L 24-34	at L.A. Rams	73,205		Vaughn	36	180	5.0	55t	2		
10/03	W 19-17	at New England	65,878		Bell LG	39	101	2.6	12	2		
10/10	W 45-17	Miami	65,570		Bell TM	8	18	2.3	7	0		
10/14	W 28-22	at Philadelphia	69,796		Brady	28	81	2.9	13	2		
10/24	W 38- 3	Chicago	65,635		Bernard	8	58	7.3	24	0		
10/31	L 27-36	at New Orleans	69,170		S. Miller	2	43	21.5	33t	1		
11/14	L 19-29	at Washington	52,128		Godwin	4	21	5.3	9	1		
11/22	W 30-10	N.Y. Giants	65,643		Grayson	1	14	14.0	14	0		
11/28	W 38-31	at Indianapolis	66,140		Darden	1	11	11.0	11	0		
12/05	W 30-17	at Atlanta	69,366		Evans	1	10	10.0	10	0		
12/12	W 33-27 OT	Buffalo	65,655		A. Brown	1	6	6.0	6	0		
12/19	L 0- 9	New Orleans	65,744		Barner	4	0	0.0	1	0		
12/26	W 32- 6	at Carolina	71,918		Perriman LG	1	-3	-3.0	-3	0		
01/02	W 28-24	at N.Y. Jets	72,243		Perriman TM	1	-3	-3.0	-3	0		
01/09	W 41-17	Carolina	65,473		Gabbert	9	-7	-.8	0	0		
		T.B.	Opp.		TEAM	385	1672	4.3	55t	18		
TOTAL FIRST DOWNS	404	344	OPPONENTS		366	1573	4.3	55	11			
Rushing	106	94	* RECEIVING		No.	Yds	Avg	Long	TD			
Passing	273	214	Godwin		98	1103	11.3	44	5			
Penalty	25	36	Evans		74	1035	14.0	46	14			
3rd Down: Made/Att	105/223	87/226	Fournette		69	454	6.6	23	2			
3rd Down Pct.	47.1	38.5	Gronkowski		55	802	14.6	42	6			
4th Down: Made/Att	9/16	13/28	A. Brown		42	545	13.0	62t	4			
4th Down Pct.	56.3	46.4	Johnson		36	360	10.0	31	0			
POSSESSION AVG.	30:21	29:39	Brate		30	245	8.2	18	4			
TOTAL NET YARDS	6901	5635	Bernard		23	123	5.3	32	3			
Avg. Per Game	405.9	331.5	Howard		14	135	9.6	21	1			
Total Plays	1139	1093	Perriman LG		11	167	15.2	58t	1			
Avg. Per Play	6.1	5.2	Perriman TM		11	167	15.2	58t	1			
NET YARDS RUSHING	1672	1573	Grayson		10	212	21.2	62	2			
Avg. Per Game	98.4	92.5	R. Jones		10	64	6.4	15	0			
Total Rushes	385	366	Darden		6	43	7.2	29	0			
NET YARDS PASSING	5229	4062	S. Miller		5	38	7.6	13	0			
Avg. Per Game	307.6	238.9	Bell LG		5	30	6.0	15	1			
Sacked/Yards Lost	23/154	47/285	Bell TM		4	31	7.8	15	1			
Gross Yards	5383	4347	Fells LG		4	43	10.8	24	0			
Att./Completions	731/492	680/445	Vaughn		4	26	6.5	8	0			
Completion Pct.	67.3	65.4	Yelder TM		1	0	0.0	0	0			
Had Intercepted	12	17	TEAM		492	5383	10.9	62t	43			
PUNTS/AVERAGE	62/42.0	70/44.6	OPPONENTS		445	4347	9.8	75t	26			
NET PUNTING AVG.	62/38.4	70/40.5	* INTERCEPTIONS		No.	Yds	Avg	Long	TD			
PENALTIES/YARDS	97/874	79/635	Edwards		3	46	15.3	31t	2			
FUMBLES/BALL LOST	12/7	24/12	Winfield		2	30	15.0	30	0			
TOUCHDOWNS	63	39	Whitehead		2	24	12.0	17	0			
Rushing	18	11	Dean		2	6	3.0	6	0			
Passing	43	26	Desir		2	0	0.0	0	0			
Returns	2	2	Delaney		1	26	26.0	26	0			
* SCORE BY PERIODS	Q1 Q2 Q3 Q4 OT PTS		C. Davis		1	25	25.0	25	0			
TEAM	107 155 114 129	6 511	Adams		1	17	17.0	17	0			
OPPONENTS	70 119 87 77	0 353	Barrett		1	3	3.0	3	0			
* SCORING	TD-Ru-Pa-Rt K-PAT FG S PTS		McLendon		1	0	0.0	0	0			
Succop	0 0 0 0 56/59 25/30	0 131	Sherman		1	0	0.0	0	0			
Evans	14 0 14 0	0 84	TEAM		17	177	10.4	31t	2			
Fournette	10 8 2 0	0 60	OPPONENTS		12	201	16.8	66	2			
Godwin	6 1 5 0	0 36	* PUNTING		No.	Yds	Avg	Net	TB	In	Lg	B
Gronkowski	6 0 6 0	0 36	Pinion		56	2378	42.5	38.9	2	23	65	0
Brate	4 0 4 0	0 24	Hofrichter		6	227	37.8	34.2	0	3	45	0
A. Brown	4 0 4 0	0 24	TEAM		62	2605	42.0	38.4	2	26	65	0
R. Jones	4 4 0 0	0 24	OPPONENTS		70	3124	44.6	40.5	2	31	63	0
Bell LG	3 2 1 0	0 20	* PUNT RETURNS		Ret	FC	Yds	Avg	Long	TD		
Bell TM	1 0 1 0	0 8	Darden		19	5	142	7.5	43	0		
Bernard	3 0 3 0	0 18	Mickens TM		8	2	54	6.8	14	0		
Brady	2 2 0 0	0 12	Barner		6	1	47	7.8	20	0		
Edwards	2 0 0 2	0 12	Bernard		2	2	7	3.5	6	0		
Grayson	2 0 2 0	0 12	TEAM		35	10	250	7.1	43	0		
Vaughn	2 2 0 0	0 12	OPPONENTS		23	21	184	8.0	34	0		
Howard	1 0 1 0	0 6	* KICKOFF RETURNS		No.	Yds	Avg	Long	TD			
S. Miller	1 1 0 0	0 6	Darden		18	359	19.9	34	0			
Perriman LG	1 0 1 0	0 6	Mickens TM		5	129	25.8	41	0			
Perriman TM	1 0 1 0	0 6	Bernard		3	53	17.7	19	0			
Pinion	0 0 0 0 0/ 0 0/ 1	0 0	Grayson		1	7	7.0	7	0			
TEAM	63 18 43 2 56/59 25/31	0 511	Johnson		1	10	10.0	10	0			
OPPONENTS	39 11 26 2 34/36 27/31	0 353	S. Miller		1	19	19.0	19	0			
2-Pt Conv: Bell(LG), Bell(TM), TM 1-3,			Vaughn		1	15	15.0	15	0			
OPP 2-3			TEAM		30	592	19.7	41	0			
SACKS: Barrett 10, Suh 6, Nelson 5,			OPPONENTS		25	669	26.8	72	0			
Gholston 4.5, Tryon-Shoyinka 4, Vea 4,			* FIELD GOALS		1-19	20-29	30-39	40-49	50+			
White 3.5, Pierre-Paul 2.5, David 2,			Succop		0/ 0	11/11	7/ 8	7/10	0/ 1			

Winfield 2, Gill 1.5, Minter 1, McLendon 0.5, Pinion 0/ 0 0/ 0 0/ 0 0/ 0 0/ 1
 O'Connor 0.5, TM 47, OPP 23 TEAM 0/ 0 11/11 7/ 8 7/10 0/ 2
 OPPONENTS 0/ 0 14/14 7/ 8 5/ 6 1/ 3

FUM/LOST: Brady 4/3, Godwin 2/2,
 R. Jones 2/2, Barrett 1/0, Bernard 1/0,
 Fournette 1/0, Jensen 1/0

Succop: (36G)()(55N,26G)(29G,36N,44G,27G,48G)
 (42G)()(43N,22G)()(25G,31G)(25G,40G,30G)(25G)
 (31G)(23G,24G)(45N)(36G,43G,21G,48G)(39G,27G)
 (39G,40G,46N)
 Pinion: ()()()(60N)()()()()()()()()()()
 OPP: (31N,35G,60N,21G,48G)(36G)(48G,26G)(27G,
 56N)(23G)(46N)(28G)(23G,35G,23G)(46G,28G,29G)
 (37G)(45G)(21G)(21G,25G)(39G,35G,42G)(24G,29G)
 (51G)(35G)

* PASSING	Att	Cmp	Yds	Cmp%	Yds/Att	TD	TD%	Int	Int%	Long	Sack/Lost	Rating
Brady	719	485	5316	67.5	7.39	43	6.0	12	1.7	62t	22/ 144	102.1
Gabbert	11	7	67	63.6	6.09	0	0.0	0	0.0	23	1/ 10	80.5
Fournette	1	0	0	0.0	0.00	0	0.0	0	0.0	---	0/ 0	39.6
TEAM	731	492	5383	67.3	7.36	43	5.9	12	1.6	62t	23/ 154	101.6
OPPONENTS	680	445	4347	65.4	6.39	26	3.8	17	2.5	75t	47/ 285	85.6

WASHINGTON FOOTBALL TEAM / WEEK 18 / THROUGH SUNDAY, JANUARY 9, 2022

WON 7, LOST 10										* RUSHING														
					No.	Yds	Avg	Long	TD															
09/12	L	16-20	L.A. Chargers	52,753	Gibson	258	1037	4.0	27	7														
09/16	W	30-29	N.Y. Giants	50,118	Heinicke	60	313	5.2	38	1														
09/26	L	21-43	at Buffalo	68,434	Patterson	68	266	3.9	13	2														
10/03	W	34-30	at Atlanta	68,333	McKissic	48	212	4.4	15	2														
10/10	L	22-33	New Orleans	50,137	Carter	10	89	8.9	27	0														
10/17	L	13-31	Kansas City	51,322	Williams LG	17	79	4.6	23	1														
10/24	L	10-24	at Green Bay	78,219	Williams TM	17	79	4.6	23	1														
10/31	L	10-17	at Denver	75,973	Smallwood LG	5	25	5.0	13	0														
11/14	W	29-19	Tampa Bay	52,128	Smallwood TM	5	25	5.0	13	0														
11/21	W	27-21	at Carolina	73,350	Armah LG	5	21	4.2	9	0														
11/29	W	17-15	Seattle	52,680	McLaurin	1	12	12.0	12	0														
12/05	W	17-15	at Las Vegas	61,607	K. Allen	2	11	5.5	11	0														
12/12	L	20-27	Dallas	61,308	Samuel	4	11	2.8	8	0														
12/21	L	17-27	at Philadelphia	69,796	Sims	1	7	7.0	7	0														
12/26	L	14-56	at Dallas	93,482	Fitzpatrick	1	2	2.0	2	0														
01/02	L	16-20	Philadelphia	51,563	Milne	1	1	1.0	1	0														
01/09	W	22-7	at N.Y. Giants	69,923	Brown	1	-4	-4.0	-4	0														
					Wash.	Opp.	TEAM	477	2061	4.3	38	13												
TOTAL FIRST DOWNS					345	346	OPPONENTS	430	1775	4.1	46	14												
Rushing					129	101	* RECEIVING				No.	Yds	Avg	Long	TD									
Passing					181	220	McLaurin	77	1053	13.7	46	5												
Penalty					35	25	McKissic	43	397	9.2	56	2												
3rd Down: Made/Att					87/224	111/229	Gibson	42	294	7.0	73t	3												
3rd Down Pct.					38.8	48.5	Humphries	41	383	9.3	27	0												
4th Down: Made/Att					16/32	12/20	Seals-Jones	30	271	9.0	39t	2												
4th Down Pct.					50.0	60.0	Carter	24	296	12.3	26	3												
POSSESSION AVG.					30:44	29:16	Bates	20	249	12.5	32	1												
TOTAL NET YARDS					5502	6108	Thomas	18	196	10.9	35	3												
Avg. Per Game					323.6	359.3	Sims	15	211	14.1	43t	2												
Total Plays					1070	1065	Brown	12	165	13.8	48	0												
Avg. Per Play					5.1	5.7	Patterson	10	73	7.3	12	0												
NET YARDS RUSHING					2061	1775	Milne	9	83	9.2	22	0												
Avg. Per Game					121.2	104.4	Samuel	6	27	4.5	10	0												
Total Rushes					477	430	Williams LG	4	28	7.0	19	0												
NET YARDS PASSING					3441	4333	Williams TM	4	28	7.0	19	0												
Avg. Per Game					202.4	254.9	Smallwood LG	4	22	5.5	7	0												
Sacked/Yards Lost					43/305	38/187	Smallwood TM	4	22	5.5	7	0												
Gross Yards					3746	4520	Armah LG	1	1	1.0	1t	1												
Att./Completions					550/356	597/400	Heinicke	1	-2	-2.0	-2	0												
Completion Pct.					64.7	67.0	TEAM	356	3746	10.5	73t	21												
Had Intercepted					15	11	OPPONENTS	400	4520	11.3	72t	34												
PUNTS/AVERAGE					63/47.4	63/46.4	* INTERCEPTIONS				No.	Yds	Avg	Long	TD									
NET PUNTING AVG.					63/41.3	63/43.3	McCain	4	63	15.8	30t	1												
PENALTIES/YARDS					82/743	96/803	Holcomb	2	54	27.0	31t	1												
FUMBLES/BALL LOST					25/9	18/8	Collins	2	3	1.5	3	0												
TOUCHDOWNS					37	51	Jackson	2	0	0.0	0	0												
Rushing					13	14	Fuller	1	0	0.0	0	0												
Passing					21	34	TEAM	11	120	10.9	31t	2												
Returns					3	3	OPPONENTS	15	127	8.5	40t	1												
* SCORE BY PERIODS					Q1	Q2	Q3	Q4	OT	PTS	* PUNTING						No. Yds Avg Net TB In Lg B							
TEAM					58	113	65	99	0	335	Way	60	2901	48.4	41.4	7	22	66	1					
OPPONENTS					98	138	76	122	0	434	Winslow TM	2	84	42.0	38.5	0	0	46	0					
* SCORING					TD	Ru	Pa	Rt	K-PAT	FG	S	PTS	TEAM						63 2985 47.4 41.3 7 22 66 1					
Slye LG					0	0	0	0	18/22	23/25	0	87	OPPONENTS						63 2924 46.4 43.3 3 25 67 0					
Slye TM					0	0	0	0	9/10	12/12	0	45	* PUNT RETURNS						Ret FC Yds Avg Long TD					
Gibson					10	7	3	0			0	62	Carter						16 19 134 8.4 16 0					
Hopkins TM					0	0	0	0	10/12	12/14	0	46	TEAM						16 19 134 8.4 16 0					
B. Johnson LG					0	0	0	0	9/13	10/10	0	39	OPPONENTS						27 15 244 9.0 31 0					
B. Johnson TM					0	0	0	0	4/ 5	2/ 2	0	10	* KICKOFF RETURNS						No. Yds Avg Long TD					
McLaurin					5	0	5	0			0	30	Carter						36 904 25.1 101t 1					
Carter					4	0	3	1			0	24	Armah LG						2 28 14.0 17 0					
McKissic					4	2	2	0			0	24	TEAM						36 904 25.1 101t 1					
Thomas					3	0	3	0			0	18	OPPONENTS						30 643 21.4 34 0					
Patterson					2	2	0	0			0	12	* FIELD GOALS						1-19 20-29 30-39 40-49 50+					
Seals-Jones					2	0	2	0			0	12	Slye LG						0/ 0 9/ 9 5/ 5 5/ 7 4/ 4					
Sims					2	0	2	0			0	12	Slye TM						0/ 0 6/ 6 3/ 3 2/ 2 1/ 1					
Blewitt TM					0	0	0	0	2/ 2	2/ 5	0	8	Hopkins TM						0/ 0 3/ 3 2/ 2 6/ 7 1/ 2					
Heinicke					1	1	0	0			0	8	B. Johnson LG						0/ 0 5/ 5 3/ 3 1/ 1 1/ 1					
Armah LG					1	0	1	0			0	6	B. Johnson TM						0/ 0 1/ 1 0/ 0 1/ 1 0/ 0					
Bates					1	0	1	0			0	6	Blewitt TM						0/ 0 0/ 0 0/ 0 1/ 4 1/ 1					
Holcomb					1	0	0	1			0	6	TEAM						0/ 0 10/10 5/ 5 10/14 3/ 4					
McCain					1	0	0	1			0	6	OPPONENTS						0/ 0 8/ 8 10/11 5/ 5 4/ 5					
Williams LG					1	1	0	0			0	6	Slye, Hou.-S.F.-Was.: ()(40G,26G,25G)(41B)(53G)											
Williams TM					1	1	0	0			0	6	() (47G) () (34G,56G) (48N,48G,52G,22G,32G) () (46G,											
TEAM					37	13	21	3	25/29	28/33	0	335	28G,29G) (36G,29G) (23G) () () () (31G,39G,55G) (23G,											
OPPONENTS					51	14	34	3	43/46	27/29	0	434	43G,23G)											
2-Pt Conv: Gibson, Heinicke, TM					2-8, OPP										1-5									



TENNESSEE
TITANS

2021

PLAY-BY-PLAYS

TITANS FALL FLAT IN 38-13 LOSS TO THE CARDINALS IN SEASON OPENER

**BY JIM WYATT
TENNESSEE TITANS
SEPTEMBER 12, 2021**

NASHVILLE – This much we know for sure after Sunday: The Titans aren't going undefeated in 2021.

OK, we also know this: A whole lot of improvements are needed after an abysmal performance in Week One.

The Titans got off to a brutal start in the regular season opener against the Arizona Cardinals, and things never got any better in a 38-13 loss before 67,216 fans at Nissan Stadium.

"It's disappointing when you lose, it's disappointing when you lose at home," Titans Coach Mike Vrabel said. "There is no other way to put it. It sucks when you lose, sucks when you get your ass kicked. All the credit to (Cardinals coach) Kliff (Kingsbury) and his staff and those players. You know, they beat us and outcoached us.

"This is what happens in the National Football League when you don't play well. Told the team, told you guys, we'll find out what our culture looks like this week and when we wake up in the morning and see the guys that want to come to work and guys that want to figure out a way to try to win a football game."

Offensively, the Titans had trouble protecting quarterback Ryan Tannehill, and the football.

Defensively, the Titans had trouble getting off the field, and keeping the Cardinals from scoring.

On special teams, the Titans had miscues in the kicking game.

It all added up to an ugly loss to start the season.

The Cardinals outgained the Titans 416 to 248 in total yardage on a day when Arizona quarterback Kyler Murray threw for 289 yards and four touchdowns while running for another score. Tannehill, meanwhile, was sacked six times in the contest, and he lost the ball twice on fumbles in the process.

It was all part of a frustrating day – and perhaps a wake-up call.

"That definitely wasn't us," Titans running back Derrick Henry said. "But I don't think you panic. ... We know we have to be better, we for sure have to be better in all three phases. And when you get hit in the mouth like that, it's about how you respond.

"We are not trying to find any excuses or make any, we just have to play better."

After the Cardinals took a 3-0 lead on a 34-yard field goal by kicker Matt Prater, things got worse in a hurry.

On Tennessee's next play, Tannehill was sacked by Cardinals linebacker Chandler Jones, and he lost the ball in the process. Arizona's Corey Peters recovered it and returned in to the one-yard line. Then, Murray connected with receiver DeAndre Hopkins for a five-yard touchdown to give Arizona a 10-0 lead with 8:11 left in the first quarter.

It was a sign of things to come.

The Cardinals made it 17-0 with 10:59 left in the second quarter another Murray-to-Hopkins touchdown toss, this one from 17 yards out.

The Titans, meanwhile, struggled to get anything going on offense, as Tannehill was sacked three times early, and Henry found little room to run until the second half, when things were one-sided. Henry finished with 58 yards on 17 carries.

Tannehill was sacked five times in the contest by Arizona's Jones.

Tennessee's talented tandem at receiver, Brown and Julio Jones, were held in check. Brown had four catches for 49 yards and a touchdown while Jones had just three catches for 29 yards.

"We didn't come out and execute in any facet of the offense," said Tannehill, who completed 21-of-35 passes for 212 yards with one touchdown and one interception in the contest. "There were missed opportunities, turnovers, the whole thing. We didn't execute the way we expect to and the way we need to in order to win football games"

The Titans finally got something going midway through the second quarter, when they capped off an 11-play, 75-yard scoring drive with a one-yard touchdown run by Tannehill. The PAT was missed by new kicker Michael Badgley, however, so it was 17-6 Cardinals with 6:50 left in the second quarter.

But the good vibes didn't last long, as the Cardinals took the ball straight down the field and stretched the lead to 24-6 on a two-yard touchdown run by Murray. To make matters worse, Badgley missed a 46-yard field goal in the waning seconds of the first half, and the Cardinals led 24-6 at the break.

The Titans started the second half with some fire, sparked by safety Kevin Byard's interception in Arizona territory.

The Titans quickly turned that into points, as Tannehill connected with Brown for a 13-yard touchdown to cut the lead to 24-13 with 12:55 remaining in the third quarter.

But once again, it fizzled quickly, as the Cardinals drove the field again and scored on a 26-yard touchdown pass from Murray to Christian Kirk to make it 31-13 with 10:40 left in the third quarter.

After another Tannehill sack and fumble, the Cardinals were in business once again late in the third quarter.

And, once again, they cashed it in for points, this time with an 11-yard touchdown pass from Murray to Kirk, which made it 38-13.

The Titans have to turn the page quickly – they travel to Seattle to face the Seahawks next Sunday.

"It's a very long season – we have 17 games this year," Byard said. "It's not the start that we wanted to have, but at the end of the day, we find out what type of team we are when you have this type of adversity, especially to start the year. I'm going to make sure I come into the building tomorrow with a lot of energy, a lot of juice, a lot positive energy. Because at the end of the day, that's all we can do. We're not going to sit here, mope around, keep our heads down. We're going to keep battling, keep fighting and get ready for Seattle."

###

Final Team Statistics

	Visitor Cardinals	Home Titans
TOTAL FIRST DOWNS	22	17
By Rushing	7	5
By Passing	13	12
By Penalty	2	0
THIRD DOWN EFFICIENCY	7-13-53.8%	5-14-35.7%
FOURTH DOWN EFFICIENCY	0-0-0.0%	1-3-33.3%
TOTAL NET YARDS	416	248
Total Offensive Plays (inc. times thrown passing)	67	64
Average gain per offensive play	6.2	3.9
NET YARDS RUSHING	136	86
Total Rushing Plays	33	22
Average gain per rushing play	4.1	3.9
Tackles for a loss-number and yards	0-0	4-6
NET YARDS PASSING	280	162
Times thrown - yards lost attempting to pass	2-9	6-56
Gross yards passing	289	218
PASS ATTEMPTS-COMPLETIONS-HAD INTERCEPTED	32-21-1	36-22-1
Avg gain per pass play (inc.# thrown passing)	8.2	3.9
KICKOFFS Number-In End Zone-Touchbacks	7-6-6	3-2-2
PUNTS Number and Average	3-48.0	3-50.3
Had Blocked	0	0
FGs - PATs Had Blocked	0-0	0-0
Net Punting Average	41.3	42.3
TOTAL RETURN YARDAGE (Not Including Kickoffs)	21	12
No. and Yards Punt Returns	2-24	0-0
No. and Yards Kickoff Returns	1-22	1-14
No. and Yards Interception Returns	1--3	1-12
PENALTIES Number and Yards	8-59	7-57
FUMBLES Number and Lost	1-0	2-2
TOUCHDOWNS	5	2
Rushing	1	1
Passing	4	1
EXTRA POINTS Made-Attempts	5-5	1-2
Kicking Made-Attempts	5-5	1-2
FIELD GOALS Made-Attempts	1-2	0-1
RED ZONE EFFICIENCY	4-5-80%	2-2-100%
GOAL TO GO EFFICIENCY	2-3-67%	1-1-100%
SAFETIES	0	0
FINAL SCORE	38	13
TIME OF POSSESSION	33:21	26:39

Ball Possession And Drive Chart

Arizona Cardinals

#	Time Recd	Time Lost	Time Poss	How Ball Obtained	Drive Began	# Play	Yds Gain	Yds Pen	Net Yds	1st Down	Last Scrm	How Given Up
1	13:27	9:22	4:05	Punt	ARZ 39	8	70	-25	45	2	* TEN 16	Field Goal
2	8:30	8:11	0:19	Fumble	TEN 1	3	5	-4	1	1	* TEN 5	Touchdown
3	6:44	5:19	1:25	Punt	ARZ 35	3	7	0	7	0	ARZ 42	Punt
4	0:31	10:59	4:32	Punt	ARZ 30	9	63	7	70	4	* TEN 17	Touchdown
5	6:50	1:44	5:06	Kickoff	ARZ 25	12	67	8	75	5	* TEN 2	Touchdown
6	0:14	0:00	0:14	Missed FG	ARZ 36	3	48	0	48	2	ARZ 48	End of Half
7	15:00	13:42	1:18	Kickoff	ARZ 16	3	7	0	7	0	ARZ 23	Interception
8	12:55	10:40	2:15	Kickoff	ARZ 25	6	75	0	75	3	TEN 26	Touchdown
9	9:21	8:25	0:56	Interception	ARZ 47	3	-7	0	-7	0	ARZ 40	Punt
10	5:18	3:06	2:12	Fumble	TEN 33	4	33	0	33	2	* TEN 11	Touchdown
11	0:44	11:04	4:40	Downs	TEN 43	7	18	0	18	1	TEN 25	Missed FG
12	8:14	1:55	6:19	Downs	ARZ 34	8	30	-5	25	2	TEN 41	Punt

(510) Average ARZ 42

Tennessee Titans

#	Time Recd	Time Lost	Time Poss	How Ball Obtained	Drive Began	# Play	Yds Gain	Yds Pen	Net Yds	1st Down	Last Scrm	How Given Up
1	15:00	13:27	1:33	Kickoff	TEN 25	3	0	0	0	0	TEN 25	Punt
2	9:22	8:30	0:52	Kickoff	TEN 20	2	-15	0	-15	0	TEN 19	Fumble
3	8:11	6:44	1:27	Kickoff	TEN 25	3	9	-15	-6	0	TEN 19	Punt
4	5:19	0:31	4:48	Punt	TEN 20	7	5	0	5	1	TEN 25	Punt
5	10:59	6:50	4:09	Kickoff	TEN 25	11	75	0	75	5	* ARZ 1	Touchdown
6	1:44	0:14	1:30	Kickoff	TEN 25	8	42	5	47	2	ARZ 28	Missed FG
7	13:42	12:55	0:47	Interception	ARZ 32	2	32	0	32	2	* ARZ 13	Touchdown
8	10:40	9:21	1:19	Kickoff	TEN 25	3	10	-5	5	0	TEN 30	Interception
9	8:25	5:18	3:07	Punt	TEN 10	6	28	-5	23	2	TEN 43	Fumble
10	3:06	0:44	2:22	Kickoff	TEN 25	10	18	0	18	2	ARZ 49	Downs
11	11:04	8:14	2:50	Missed FG	TEN 33	7	33	0	33	2	ARZ 34	Downs
12	1:55	0:00	1:55	Punt	TEN 3	3	11	0	11	1	TEN 12	End of Game

(304) Average TEN 25

* inside opponent's 20

Time of Possession by Quarter		1st	2nd	3rd	4th	OT	Total
Visitor	Arizona Cardinals	6:20	9:21	7:25	10:15		33:21
Home	Tennessee Titans	8:40	5:39	7:35	4:45		26:39

Kickoff Drive No.-Start Average

Cardinals: 3 - ARZ 22

Titans: 7 - TEN 24

Final Defensive Statistics

Arizona Cardinals	Regular Defensive Plays												Special Teams					Misc			
	TKL	AST	COMB	SK	/ YDS	TFL	Q	IN	PD	FF	FR	TKL	AST	FF	FR	BL	TKL	AST	FF	FR	
I.Simmons	7	2	9	0	0	0	0	1	2	0	0	0	0	0	0	0	0	0	0	0	0
B.Baker	5	3	8	0	0	0	0	0	1	0	0	0	0	0	0	0	0	0	0	0	0
C.Jones	6	0	6	5	46	4	6	0	0	2	0	0	0	0	0	0	0	0	0	0	0
B.Murphy	4	0	4	0	0	0	0	0	3	0	0	0	0	0	0	0	0	0	0	0	0
J.Hicks	3	1	4	0	0	0	0	0	0	0	0	0	0	0	0	0	0	0	0	0	0
M.Dogbe	3	0	3	1	10	1	1	0	0	0	0	0	0	0	0	0	0	0	0	0	0
R.Alford	3	0	3	0	0	0	0	0	0	0	0	0	0	0	0	0	0	0	0	0	0
M.Wilson	3	0	3	0	0	0	0	0	0	0	0	0	0	0	0	0	0	0	0	0	0
J.Watt	2	0	2	0	0	1	1	0	0	0	0	0	0	0	0	0	0	0	0	0	0
C.Peters	2	0	2	0	0	2	0	0	0	0	1	0	0	0	0	0	0	0	0	0	0
Z.Collins	2	0	2	0	0	0	0	0	0	0	0	0	0	0	0	0	0	0	0	0	0
J.Thompson	2	0	2	0	0	0	0	0	0	0	0	0	0	0	0	0	0	0	0	0	0
D.Harris	1	0	1	0	0	0	0	0	0	0	0	0	0	0	0	0	0	0	0	0	0
K.Fitts	1	0	1	0	0	0	0	0	0	0	0	0	0	0	0	0	0	0	0	0	0
M.Golden	0	1	1	0	0	0	0	0	1	0	1	0	0	0	0	0	0	0	0	0	0
R.Lawrence	0	1	1	0	0	0	0	0	0	0	0	0	0	0	0	0	0	0	0	0	0
T.Vallejo	0	1	1	0	0	0	0	0	0	0	0	0	0	0	0	0	0	0	0	0	0
D.Kennard	0	0	0	0	0	0	1	0	0	0	0	0	0	0	0	0	0	0	0	0	0
L.Fotu	0	0	0	0	0	0	0	0	1	0	0	0	0	0	0	0	0	0	0	0	0
A.Hamilton	0	0	0	0	0	0	0	0	0	0	0	1	0	0	0	0	0	0	0	0	0
C.Edmonds	0	0	0	0	0	0	0	0	0	0	0	0	0	0	0	0	0	1	0	0	0
M.Williams	0	0	0	0	0	0	0	0	0	0	0	0	0	0	0	0	0	1	0	0	0
K.Murray	0	0	0	0	0	0	0	0	0	0	0	0	0	0	0	0	0	0	0	0	1
Total	44	9	53	6	56	8	9	1	8	2	2	1	0	0	0	0	0	2	0	0	1

TKL = Tackle AST = Assist COMB = Combined QH=QB Hit IN = Interception PD = Pass Defense FF = Forced Fumble FR = Fumble Recovery

Tennessee Titans	Regular Defensive Plays												Special Teams					Misc			
	TKL	AST	COMB	SK	/ YDS	TFL	QH	IN	PD	FF	FR	TKL	AST	FF	FR	BL	TKL	AST	FF	FR	
J.Jenkins	8	0	8	0	0	0	0	0	0	0	0	0	0	0	0	0	0	0	0	0	0
R.Evans	6	0	6	0	0	0	0	0	0	0	0	0	0	0	0	0	0	0	0	0	0
A.Hooker	5	1	6	0	0	0	0	0	0	0	0	0	0	0	0	0	0	0	0	0	0
J.Brown	5	1	6	0	0	0	0	0	0	0	0	0	0	0	0	0	0	0	0	0	0
J.Simmons	5	0	5	1	7	1	1	0	0	0	0	0	0	0	0	0	0	0	0	0	0
H.Landry	3	0	3	1	2	1	1	0	0	0	0	0	0	0	0	0	0	0	0	0	0
K.Fulton	3	0	3	0	0	0	0	0	2	0	0	0	0	0	0	0	0	0	0	0	0
K.Byard	3	0	3	0	0	0	0	1	1	0	0	0	0	0	0	0	0	0	0	0	0
D.Roberson	2	1	3	0	0	0	0	0	0	0	0	0	0	0	0	0	0	0	0	0	0
E.Molden	2	0	2	0	0	0	0	0	0	0	0	0	0	0	0	0	0	0	0	0	0
T.Tart	2	0	2	0	0	0	0	0	0	0	0	0	0	0	0	0	0	0	0	0	0
M.Rice	1	1	2	0	0	0	0	0	0	0	0	0	0	0	0	0	0	0	0	0	0
D.Autry	1	0	1	0	0	0	1	0	0	0	0	0	0	0	0	0	0	0	0	0	0
A.Brown	1	0	1	0	0	0	0	0	0	0	0	0	0	0	0	0	1	0	0	0	0
B.Dupree	1	0	1	0	0	0	0	0	0	0	0	0	0	0	0	0	0	0	0	0	0
B.McDougald	1	0	1	0	0	0	0	0	0	0	0	0	0	0	0	0	0	0	0	0	0
L.Murchison	0	1	1	0	0	0	0	0	0	0	0	0	0	0	0	0	0	0	0	0	0
N.Dzubnar	0	1	1	0	0	0	0	0	0	0	0	0	0	0	0	0	0	0	0	0	0
O.Adeniyi	0	0	0	0	0	0	0	0	0	0	0	2	0	0	0	0	0	0	0	0	0
K.Blasingame	0	0	0	0	0	0	0	0	0	0	0	1	0	0	0	0	0	0	0	0	0
J.McNichols	0	0	0	0	0	0	0	0	0	0	0	0	0	0	0	0	1	0	0	0	0
A.Firkser	0	0	0	0	0	0	0	0	0	0	0	0	0	0	0	0	1	0	0	0	0
Total	49	6	55	2	9	2	3	1	3	0	0	3	0	0	0	0	3	0	0	0	0

First Half Summary

PERIOD SCORES

Cardinals	10	14 = 24
Titans	0	6 = 6

TIME OF POSSESSION

Cardinals	15:41
Titans	14:19

Scoring Plays

Team	Qtr	Time	Play Description (Extra Point) (Drive Info)	Visitor	Home
Cardinals	1	9:22	M.Prater 34 yd. Field Goal (8-45, 4:05)	3	0
Cardinals	1	8:11	D.Hopkins 5 yd. pass from K.Murray (M.Prater kick) (3-1, 0:19)	10	0
Cardinals	2	10:59	D.Hopkins 17 yd. pass from K.Murray (M.Prater kick) (9-70, 4:32)	17	0
Titans	2	6:50	R.Tannehill 1 yd. run (kick failed, wl) (11-75, 4:09)	17	6
Cardinals	2	1:44	K.Murray 2 yd. run (M.Prater kick) (12-75, 5:06)	24	6

	Arizona Cardinals	Tennessee Titans
TOTAL FIRST DOWNS	14	8
First Downs Rushing-Passing-by Penalty	4 - 8 - 2	2 - 6 - 0
THIRD DOWN EFFICIENCY	3-5-60.0%	2-7-28.6%
TOTAL NET YARDS	260	116
Total Offensive Plays	37	33
NET YARDS RUSHING	61	25
NET YARDS PASSING	199	91
Gross Yards Passing	201	119
Times thrown-yards lost attempting to pass	1-2	3-28
Pass Attempts-Completions-Had Intercepted	22 - 15 - 0	19 - 12 - 0
Punts-Number and Average	1 - 58.0	3 - 50.3
Penalties-Number and Yards	6 - 44	4 - 45
Fumbles-Number and Lost	0 - 0	1 - 1
Red Zone Efficiency	3-4-75%	1-1-100%
Average Drive Start	ARZ 44	TEN 23

Arizona Cardinals

Tennessee Titans

Arizona Cardinals										Tennessee Titans							
RUSHING	ATT	YDS	AVG	LG	TD	RUSHING	ATT	YDS	AVG	LG	TD						
C.Edmonds	5	26	5.2	10	0	R.Tannehill	2	17	8.5	16	1						
K.Murray	4	19	4.8	8	1	D.Henry	9	8	0.9	7	0						
J.Conner	5	16	3.2	7	0												
Total	14	61	4.4	10	1	Total	11	25	2.3	16	1						
PASSING	ATT	CMP	YDS	SK/YD	TD	LG	IN	RT	PASSING	ATT	CMP	YDS	SK/YD	TD	LG	IN	RT
K.Murray	22	15	201	1/2	2	38	0	127.3	R.Tannehill	18	11	113	3/28	0	39	0	79.2
									M.Farley	1	1	6	0/0	0	6	0	91.7
Total	22	15	201	1/2	2	38	0	127.3	Total	19	12	119	3/28	0	39	0	80.8
PASS RECEIVING	TAR	REC	YDS	AVG	LG	TD	PASS RECEIVING	TAR	REC	YDS	AVG	LG	TD				
D.Hopkins	6	5	73	14.6	38	2	A.Firkser	3	3	19	6.3	11	0				
C.Edmonds	3	3	40	13.3	36	0	C.Rogers	3	2	43	21.5	39	0				
C.Kirk	3	3	33	11.0	22	0	J.McNichols	3	2	17	8.5	9	0				
R.Moore	3	2	30	15.0	18	0	A.Brown	3	1	12	12.0	12	0				
A.Green	5	2	25	12.5	21	0	N.Westbrook-Ikhine	1	1	10	10.0	10	0				
D.Harris	1	0	0	0.0	0	0	J.Jones	3	1	9	9.0	9	0				
M.Williams	1	0	0	0.0	0	0	A.Hooker	1	1	6	6.0	6	0				
							D.Henry	1	1	3	3.0	3	0				
							G.Swaim	1	0	0	0.0	0	0				
Total	22	15	201	13.4	38	2	Total	19	12	119	9.9	39	0				

Arizona Cardinals

Regular Defensive Plays

Special Teams

Misc

First Quarter

ARZ wins the coin toss and elects to defer. TEN elects to Receive, and ARZ elects to defend the south goal.

M.Prater kicks 65 yards from ARZ 35 to end zone, Touchback.

Tennessee Titans at 15:00

- 1-10-TEN 25 (15:00) D.Henry left tackle to TEN 22 for -3 yards (C.Jones).
- 2-13-TEN 22 (14:23) (Shotgun) R.Tannehill pass short middle to D.Henry to TEN 25 for 3 yards (J.Hicks).
- 3-10-TEN 25 (13:42) (Shotgun) R.Tannehill pass incomplete short right to C.Rogers (B.Murphy).
- 4-10-TEN 25 (13:39) B.Kern punts 47 yards to ARZ 28, Center-M.Cox. R.Moore pushed ob at ARZ 39 for 11 yards (K.Blasingame).

Arizona Cardinals at 13:27

- 1-10-ARZ 39 (13:27) (Shotgun) K.Murray pass deep left to D.Hopkins pushed ob at TEN 23 for 38 yards (J.Jenkins). P1
- 1-10-TEN 23 (12:55) (No Huddle, Shotgun) K.Murray right end pushed ob at TEN 13 for 10 yards (A.Hooker).
PENALTY on ARZ-R.Moore, Offensive Holding, 10 yards, enforced at TEN 21.
- 1-18-TEN 31 (12:26) (Shotgun) K.Murray pass short left to C.Edmonds to TEN 30 for 1 yard (H.Landry).
Penalty on ARZ-J.Jones, Ineligible Downfield Pass, declined.
- 2-17-TEN 30 (11:54) (Shotgun) K.Murray pass deep right to A.Green pushed ob at TEN 9 for 21 yards (A.Hooker). P2
- 1-9-TEN 9 (11:40) (No Huddle, Shotgun) C.Edmonds up the middle to TEN 9 for no gain (J.Simmons).
- 2-9-TEN 9 (11:02) (Shotgun) *PENALTY on ARZ-D.Harris, False Start, 5 yards, enforced at TEN 9 - No Play.*
Timeout #1 by ARZ at 10:34.
- 2-14-TEN 14 (10:34) (Shotgun) K.Murray left tackle pushed ob at TEN 6 for 8 yards (K.Byard).
PENALTY on ARZ-J.Pugh, Offensive Holding, 10 yards, enforced at TEN 14 - No Play.
- 2-24-TEN 24 (10:08) (Shotgun) K.Murray pass short middle to C.Kirk to TEN 16 for 8 yards (R.Evans).
- 3-16-TEN 16 (9:29) (No Huddle, Shotgun) K.Murray pass incomplete deep right to R.Moore.
- 4-16-TEN 16 (9:26) **M.Prater 34 yard field goal is GOOD, Center-A.Brewer, Holder-A.Lee.**

ARZ 3 TEN 0, 8 plays, 45 yards, 4:05 drive, 5:38 elapsed

M.Prater kicks 59 yards from ARZ 35 to TEN 6. C.Rogers to TEN 20 for 14 yards (A.Hamilton).

Tennessee Titans at 9:22, (1st play from scrimmage 9:17)

- 1-10-TEN 20 (9:17) D.Henry up the middle to TEN 19 for -1 yards (J.Watt).
- 2-11-TEN 19 (8:36) R.Tannehill sacked at TEN 10 for -9 yards (C.Jones). FUMBLES (C.Jones) [C.Jones], RECOVERED by ARZ-C.Peters at TEN 5. C.Peters for 5 yards, TOUCHDOWN.
The Replay Official reviewed the runner broke the plane ruling, and the play was REVERSED.
R.Tannehill sacked at TEN 10 for -9 yards (C.Jones). FUMBLES (C.Jones) [C.Jones], RECOVERED by ARZ-C.Peters at TEN 5. C.Peters to TEN 1 for 4 yards (A.Brown).

Arizona Cardinals at 8:30

- 1-1-TEN 1 (8:30) *PENALTY on ARZ-D.Daniels, False Start, 4 yards, enforced at TEN 1 - No Play.*
Timeout #2 by ARZ at 08:30.
- 1-5-TEN 5 (8:30) (Shotgun) K.Murray pass incomplete short right to A.Green (K.Fulton).
- 2-5-TEN 5 (8:26) (Shotgun) K.Murray pass incomplete short right to D.Harris.
Timeout #1 by TEN at 08:18.
- 3-5-TEN 5 (8:18) (Shotgun) **K.Murray pass short right to D.Hopkins for 5 yards, TOUCHDOWN [H.Landry].** P3
M.Prater extra point is GOOD, Center-A.Brewer, Holder-A.Lee.

ARZ 10 TEN 0, 3 plays, 1 yards, 0:19 drive, 6:49 elapsed

M.Prater kicks 65 yards from ARZ 35 to end zone, Touchback.

Tennessee Titans at 8:11

- 1-10-TEN 25 (8:11) D.Henry left end to TEN 27 for 2 yards (M.Dogbe).
- 2-8-TEN 27 (7:24) D.Henry left tackle to TEN 34 for 7 yards (I.Simmons).
PENALTY on TEN-J.Jones, Unnecessary Roughness, 15 yards, enforced at TEN 34.
- 3-16-TEN 19 (6:59) (Shotgun) R.Tannehill pass incomplete short right to J.McNichols.
- 4-16-TEN 19 (6:54) B.Kern punts 59 yards to ARZ 22, Center-M.Cox. R.Moore to ARZ 35 for 13 yards (O.Adeniyi).

Arizona Cardinals at 6:44

- 1-10-ARZ 35 (6:44) (Shotgun) Direct snap to C.Edmonds. C.Edmonds left end to ARZ 39 for 4 yards (H.Landry).
- 2-6-ARZ 39 (6:04) (Shotgun) K.Murray pass short left to D.Hopkins to ARZ 42 for 3 yards (J.Jenkins).
- 3-3-ARZ 42 (5:29) (No Huddle, Shotgun) K.Murray pass incomplete short right to A.Green.
- 4-3-ARZ 42 (5:26) A.Lee punts 58 yards to end zone, Center-A.Brewer, Touchback.

Arizona Cardinals vs Tennessee Titans at Nissan Stadium

Tennessee Titans at 5:19

- 1-10-TEN 20 (5:19) R.Tannehill sacked at TEN 14 for -6 yards (C.Jones).
- 2-16-TEN 14 (4:34) (Shotgun) R.Tannehill pass short left to C.Rogers to TEN 18 for 4 yards (B.Murphy).
- 3-12-TEN 18 (3:49) (Shotgun) R.Tannehill pass short left to J.McNichols pushed ob at TEN 26 for 8 yards (I.Simmons).
- 4-4-TEN 26 (3:10) (Punt formation) M.Farley pass short middle to A.Hooker to TEN 32 for 6 yards (D.Harris).
- 1-10-TEN 32 (2:24) D.Henry left tackle to TEN 31 for -1 yards (C.Peters).
- 2-11-TEN 31 (1:49) (No Huddle) D.Henry right tackle to TEN 33 for 2 yards (Z.Collins, R.Lawrence).
- 3-9-TEN 33 (1:06) (Shotgun) R.Tannehill sacked at TEN 25 for -8 yards (C.Jones).
- 4-17-TEN 25 (:40) B.Kern punts 45 yards to ARZ 30, Center-M.Cox, out of bounds.

P1

Arizona Cardinals at 0:31

- 1-10-ARZ 30 (:31) (Shotgun) K.Murray sacked ob at ARZ 28 for -2 yards (H.Landry).

END OF QUARTER

	Score	Time Poss	First Downs				Efficiencies	
			R	P	X	T	3 Down	4 Down
Arizona Cardinals	10	6:20	0	3	0	3	1/3	0/0
Tennessee Titans	0	8:40	0	1	0	1	0/4	1/1

Second Quarter

9/12/2021

Play By Play

Arizona Cardinals continued.

2-12-ARZ 28	(15:00) (Shotgun) K.Murray pass short left to D.Hopkins to ARZ 38 for 10 yards (J.Jenkins).	
3-2-ARZ 38	(14:20) (Shotgun) K.Murray pass incomplete short right to D.Hopkins. <i>PENALTY on TEN-J.Jenkins, Defensive Pass Interference, 17 yards, enforced at ARZ 38 - No Play.</i>	X4
<u>1-10-TEN 45</u>	(14:16) (Shotgun) J.Conner up the middle to TEN 42 for 3 yards (B.Dupree).	
2-7-TEN 42	(13:58) (No Huddle, Shotgun) C.Edmonds left end to TEN 32 for 10 yards (J.Jenkins).	R5
<u>1-10-TEN 32</u>	(13:18) (No Huddle, Shotgun) K.Murray pass short right to C.Kirk to TEN 29 for 3 yards (A.Hooker).	
2-7-TEN 29	(12:39) (Shotgun) J.Conner left guard to TEN 22 for 7 yards (E.Molden). <i>Penalty on TEN-J.Simmons, Defensive Offside, declined.</i>	R6
<u>1-10-TEN 22</u>	(12:20) K.Murray right end pushed ob at TEN 11 for 11 yards (A.Hooker). <i>PENALTY on ARZ-A.Green, Offensive Holding, 10 yards, enforced at TEN 15.</i>	
1-13-TEN 25	(11:50) C.Edmonds up the middle to TEN 17 for 8 yards (K.Byard, A.Hooker).	
2-5-TEN 17	(11:03) (Shotgun) K.Murray pass short left to D.Hopkins for 17 yards, TOUCHDOWN. M.Prater extra point is GOOD, Center-A.Brewer, Holder-A.Lee.	P7

ARZ 17 TEN 0, 9 plays, 70 yards, 1 penalty, 4:32 drive, 4:01 elapsed

M.Prater kicks 65 yards from ARZ 35 to end zone, Touchback.

Tennessee Titans at 10:59

1-10-TEN 25	(10:59) R.Tannehill pass incomplete short left to A.Brown (M.Golden).	
2-10-TEN 25	(10:56) R.Tannehill pass short left to A.Brown to TEN 37 for 12 yards (B.Murphy).	P2
<u>1-10-TEN 37</u>	(10:28) (No Huddle) D.Henry left tackle to TEN 39 for 2 yards (I.Simmons).	
2-8-TEN 39	(9:52) (Shotgun) R.Tannehill pass short right to A.Firkser pushed ob at 50 for 11 yards (R.Alford).	P3
<u>1-10-50</u>	(9:17) (No Huddle) R.Tannehill pass deep right to C.Rogers to ARZ 11 for 39 yards (B.Murphy). <i>Penalty on ARZ-B.Murphy, Defensive Holding, declined.</i>	P4
<u>1-10-ARZ 11</u>	(8:50) (Shotgun) R.Tannehill pass incomplete short middle to J.Jones (B.Murphy).	
2-10-ARZ 11	(8:47) (Shotgun) R.Tannehill pass incomplete short middle to G.Swaim (B.Baker).	
3-10-ARZ 11	(8:43) (Shotgun) R.Tannehill pass short left to N.Westbrook-Ikhine to ARZ 1 for 10 yards (I.Simmons).	P5
<u>1-1-ARZ 1</u>	(8:01) D.Henry left guard to ARZ 1 for no gain (I.Simmons).	
2-1-ARZ 1	(7:29) D.Henry left guard to ARZ 1 for no gain (J.Watt, T.Vallejo).	
3-1-ARZ 1	(6:54) R.Tannehill scrambles up the middle for 1 yard, TOUCHDOWN. M.Badgley extra point is No Good, Wide Left, Center-M.Cox, Holder-B.Kern.	R6

ARZ 17 TEN 6, 11 plays, 75 yards, 4:09 drive, 8:10 elapsed

M.Badgley kicks 65 yards from TEN 35 to end zone, Touchback.

Arizona Cardinals at 6:50

1-10-ARZ 25	(6:50) (Shotgun) K.Murray pass incomplete deep right to M.Williams.	
2-10-ARZ 25	(6:44) (Shotgun) K.Murray pass incomplete short right to A.Green.	
3-10-ARZ 25	(6:39) (Shotgun) K.Murray pass deep left to R.Moore to ARZ 43 for 18 yards (J.Brown).	P8
<u>1-10-ARZ 43</u>	(5:47) (Shotgun) C.Edmonds up the middle to ARZ 47 for 4 yards (J.Brown).	
2-6-ARZ 47	(5:13) K.Murray scrambles left tackle to TEN 45 for 8 yards (J.Brown).	R9
<u>1-10-TEN 45</u>	(4:27) (Shotgun) J.Conner left tackle to TEN 45 for no gain (D.Roberson, L.Murchison).	
2-10-TEN 45	(3:44) (Shotgun) K.Murray pass short right to A.Green to TEN 41 for 4 yards (K.Fulton).	
3-6-TEN 41	(3:04) (Shotgun) K.Murray pass deep right to C.Kirk to TEN 19 for 22 yards (K.Byard).	P10
<u>1-10-TEN 19</u>	(2:19) J.Conner left guard to TEN 19 for no gain (J.Jenkins).	

Two-Minute Warning

2-10-TEN 19	(2:00) (Shotgun) K.Murray pass short left to C.Edmonds to TEN 16 for 3 yards (J.Jenkins). <i>PENALTY on TEN-J.Jenkins, Face Mask (15 Yards), 8 yards, enforced at TEN 16.</i>	X11
<u>1-8-TEN 8</u>	(1:55) J.Conner right end pushed ob at TEN 2 for 6 yards (A.Hooker).	
2-2-TEN 2	(1:49) K.Murray right end for 2 yards, TOUCHDOWN. M.Prater extra point is GOOD, Center-A.Brewer, Holder-A.Lee. <i>PENALTY on TEN-D.Cruikshank, Defensive Offside, 5 yards, enforced between downs.</i>	R12

ARZ 24 TEN 6, 12 plays, 75 yards, 1 penalty, 5:06 drive, 13:16 elapsed

Arizona Cardinals vs Tennessee Titans at Nissan Stadium

M.Prater kicks 60 yards from ARZ 40 to end zone, Touchback.

Tennessee Titans at 1:44

- 1-10-TEN 25 (1:44) (Shotgun) R.Tannehill pass short middle to J.Jones to TEN 34 for 9 yards (B.Baker).
- 2-1-TEN 34 (1:23) (No Huddle, Shotgun) R.Tannehill scrambles up the middle to 50 for 16 yards (M.Wilson). R7
- 1-10-50 (1:01) (No Huddle, Shotgun) R.Tannehill pass short middle to J.McNichols to ARZ 41 for 9 yards (B.Murphy).
- 2-1-ARZ 41 (:42) (No Huddle, Shotgun) R.Tannehill pass short right to A.Firkser ran ob at ARZ 37 for 4 yards. P8
- 1-10-ARZ 37 (:37) (Shotgun) R.Tannehill pass short left to A.Firkser to ARZ 33 for 4 yards (B.Baker).
Timeout #2 by TEN at 00:33.
- 2-6-ARZ 33 (:33) (Shotgun) R.Tannehill pass incomplete short left to J.Jones (M.Wilson).
PENALTY on ARZ-M.Golden, Defensive Offside, 5 yards, enforced at ARZ 33 - No Play.
- 2-1-ARZ 28 (:28) (Shotgun) R.Tannehill pass incomplete short left to J.Jones.
- 3-1-ARZ 28 (:24) (Shotgun) R.Tannehill pass incomplete deep right to A.Brown.
- 4-1-ARZ 28 (:18) M.Badgley 46 yard field goal is No Good, Wide Left, Center-M.Cox, Holder-B.Kern.

Arizona Cardinals at 0:14

- 1-10-ARZ 36 (:14) (Shotgun) K.Murray pass short left to R.Moore to ARZ 48 for 12 yards (J.Simmons). P13
Timeout #3 by ARZ at 00:08.
Timeout #3 by TEN at 00:08.
- 1-10-ARZ 48 (:08) (Shotgun) K.Murray pass incomplete short left to D.Hopkins.
- 2-10-ARZ 48 (:02) (Shotgun) K.Murray pass short middle to C.Edmonds to TEN 16 for 36 yards (A.Brown). P14

END OF QUARTER

	Score	Time Poss	First Downs				Efficiencies	
			R	P	X	T	3 Down	4 Down
Arizona Cardinals	24	9:21	4	5	2	11	2/2	0/0
Tennessee Titans	6	5:39	2	5	0	7	2/3	0/0

Third Quarter

9/12/2021

Play By Play

ARZ elects to Receive, and TEN elects to defend the South goal.

M.Badgley kicks 61 yards from TEN 35 to ARZ 4. R.Moore pushed ob at ARZ 29 for 25 yards (O.Adeniyi).

*PENALTY on ARZ-J.Ward, Offensive Holding, 10 yards, enforced at ARZ 26.***Arizona Cardinals at 15:00, (1st play from scrimmage 14:53)**1-10-ARZ 16 (14:53) C.Edmonds up the middle to ARZ 20 for 4 yards (R.Evans).

2-6-ARZ 20 (14:18) (No Huddle, Shotgun) K.Murray pass short right to C.Edmonds pushed ob at ARZ 23 for 3 yards (R.Evans). ARZ-K.Beachum was injured during the play. His return is Questionable.

3-3-ARZ 23 (13:54) (Shotgun) K.Murray pass deep left intended for D.Harris INTERCEPTED by K.Byard at ARZ 44. K.Byard to ARZ 32 for 12 yards (C.Edmonds; M.Williams).

Tennessee Titans at 13:42

1-10-ARZ 32 (13:42) (Shotgun) R.Tannehill pass short left to A.Brown to ARZ 13 for 19 yards (B.Baker).

1-10-ARZ 13 (12:59) (Shotgun) R.Tannehill pass short middle to A.Brown for 13 yards, TOUCHDOWN.

M.Badgley extra point is GOOD, Center-M.Cox, Holder-B.Kern.

P9

P10

ARZ 24 TEN 13, 2 plays, 32 yards, 0:47 drive, 2:05 elapsed

M.Badgley kicks 65 yards from TEN 35 to end zone, Touchback.

Arizona Cardinals at 12:55

1-10-ARZ 25 (12:55) (Shotgun) R.Hudson to ARZ 25 for no gain. FUMBLES, recovered by ARZ-K.Murray at ARZ 20. K.Murray pass short left to R.Moore to TEN 46 for 29 yards (R.Evans). P15

1-10-TEN 46 (12:15) (Shotgun) C.Edmonds left guard to TEN 43 for 3 yards (T.Tart).

2-7-TEN 43 (11:52) (No Huddle, Shotgun) K.Murray pass short left to D.Hopkins to TEN 33 for 10 yards (J.Jenkins). TEN-T.Tart was injured during the play. His return is Questionable. TEN-H.Landry was injured during the play. His return is Questionable. P16

1-10-TEN 33 (11:26) (Shotgun) J.Conner up the middle to TEN 26 for 7 yards (K.Byard).

2-3-TEN 26 (10:50) K.Murray pass incomplete short right to D.Harris.

Timeout #1 by ARZ at 10:45.

3-3-TEN 26 (10:45) (Shotgun) K.Murray pass deep right to C.Kirk for 26 yards, TOUCHDOWN. TEN-O.Adeniyi was injured during the play. His return is Questionable. P17

M.Prater extra point is GOOD, Center-A.Brewer, Holder-A.Lee.

ARZ 31 TEN 13, 6 plays, 75 yards, 2:15 drive, 4:20 elapsed

M.Prater kicks 65 yards from ARZ 35 to end zone, Touchback.

Tennessee Titans at 10:401-10-TEN 25 (10:40) *PENALTY on TEN-K.Lamm, False Start, 5 yards, enforced at TEN 25 - No Play.*

1-15-TEN 20 (10:40) (Shotgun) R.Tannehill pass short middle to C.Rogers to TEN 29 for 9 yards (B.Baker).

2-6-TEN 29 (10:08) D.Henry right tackle to TEN 30 for 1 yard (M.Golden; B.Baker).

3-5-TEN 30 (9:29) (Shotgun) R.Tannehill pass deep middle intended for J.Jones INTERCEPTED by I.Simmons [J.Watt] at 50. I.Simmons to ARZ 47 for -3 yards (J.McNichols).

Arizona Cardinals at 9:21

1-10-ARZ 47 (9:21) (Shotgun) K.Murray pass incomplete deep left to D.Hopkins.

2-10-ARZ 47 (9:14) K.Murray pass incomplete short right to A.Green (K.Fulton) [D.Autry].

3-10-ARZ 47 (9:10) (Shotgun) K.Murray sacked at ARZ 40 for -7 yards (J.Simmons).

4-17-ARZ 40 (8:32) A.Lee punts 50 yards to TEN 10, Center-A.Brewer, fair catch by C.Rogers.

Tennessee Titans at 8:25

1-10-TEN 10 (8:25) D.Henry right tackle to TEN 29 for 19 yards (J.Thompson). R11

1-10-TEN 29 (7:55) D.Henry up the middle to TEN 33 for 4 yards (J.Hicks).

2-6-TEN 33 (7:20) (No Huddle) D.Henry left guard to TEN 41 for 8 yards (J.Hicks). R12

1-10-TEN 41 (6:53) (No Huddle, Shotgun) *PENALTY on TEN-K.Lamm, False Start, 5 yards, enforced at TEN 41 - No Play.*

1-15-TEN 36 (6:36) (Shotgun) D.Henry right tackle to TEN 44 for 8 yards (I.Simmons).

2-7-TEN 44 (6:12) (No Huddle) D.Henry left end to TEN 43 for -1 yards (C.Peters).

3-8-TEN 43 (5:28) (Shotgun) R.Tannehill sacked at TEN 34 for -9 yards (C.Jones). FUMBLES (C.Jones) [C.Jones], RECOVERED by ARZ-M.Golden at TEN 33. M.Golden to TEN 33 for no gain (A.Firkser).

Arizona Cardinals at 5:18

1-10-TEN 33 (5:18) (Shotgun) C.Edmonds left end pushed ob at TEN 17 for 16 yards (J.Jenkins). R18

1-10-TEN 17 (4:40) J.Conner left guard to TEN 13 for 4 yards (T.Tart).

2-6-TEN 13 (3:57) J.Conner left guard to TEN 11 for 2 yards (J.Simmons).

3-4-TEN 11 (3:11) (Shotgun) K.Murray pass short right to C.Kirk for 11 yards, TOUCHDOWN. P19

M.Prater extra point is GOOD, Center-A.Brewer, Holder-A.Lee.

Arizona Cardinals vs Tennessee Titans at Nissan Stadium

ARZ 38 TEN 13, 4 plays, 33 yards, 2:12 drive, 11:54 elapsed

M.Prater kicks 65 yards from ARZ 35 to end zone, Touchback.

Tennessee Titans at 3:06

- 1-10-TEN 25 (3:06) (Shotgun) R.Tannehill pass incomplete short middle to C.Rogers (B.Murphy) [D.Kennard].
- 2-10-TEN 25 (3:02) (Shotgun) D.Henry up the middle to TEN 29 for 4 yards (I.Simmons, J.Hicks).
- 3-6-TEN 29 (2:21) (Shotgun) R.Tannehill pass short left to J.Jones to TEN 39 for 10 yards (M.Wilson). P13
- 1-10-TEN 39 (1:50) (Shotgun) D.Henry left guard to TEN 46 for 7 yards (B.Baker; I.Simmons).
- 2-3-TEN 46 (1:29) (No Huddle, Shotgun) R.Tannehill pass incomplete short right to A.Brown.
- 3-3-TEN 46 (1:26) (Shotgun) R.Tannehill pass short right to A.Brown to ARZ 49 for 5 yards (R.Alford). P14
- 1-10-ARZ 49 (:59) (No Huddle, Shotgun) R.Tannehill pass incomplete short middle to N.Westbrook-Ikhine.
- 2-10-ARZ 49 (:57) (Shotgun) R.Tannehill pass incomplete short left to D.Henry (L.Fotu).
- 3-10-ARZ 49 (:53) (Shotgun) R.Tannehill pass incomplete short middle to A.Firkser (I.Simmons).
- Timeout #2 by ARZ at 00:49.
- 4-10-ARZ 49 (:48) (Shotgun) R.Tannehill sacked at TEN 43 for -8 yards (C.Jones).

Arizona Cardinals at 0:44

- 1-10-TEN 43 (:44) C.Edmonds up the middle to TEN 37 for 6 yards (D.Autry).

END OF QUARTER

		Time	First Downs				Efficiencies	
	Score	Poss	R	P	X	T	3 Down	4 Down
Arizona Cardinals	38	7:25	1	4	0	5	2/4	0/0
Tennessee Titans	13	7:35	2	4	0	6	2/5	0/1

Fourth Quarter

Arizona Cardinals continued.

2-4-TEN 37	(15:00) (Shotgun) C.Edmonds right guard to TEN 36 for 1 yard (R.Evans). Timeout #3 by ARZ at 14:14.	
3-3-TEN 36	(14:14) (Shotgun) C.Edmonds left tackle to TEN 31 for 5 yards (R.Evans).	R20
<u>1-10-TEN 31</u>	(13:29) (Shotgun) J.Conner right end to TEN 28 for 3 yards (J.Brown).	
2-7-TEN 28	(12:43) (Shotgun) J.Conner right tackle to TEN 26 for 2 yards (J.Simmons).	
3-5-TEN 26	(11:54) (Shotgun) J.Conner left end to TEN 25 for 1 yard (E.Molden).	
4-4-TEN 25	(11:08) M.Prater 43 yard field goal is No Good, Wide Left, Center-A.Brewer, Holder-A.Lee.	

Tennessee Titans at 11:04

1-10-TEN 33	(11:04) (Shotgun) R.Tannehill pass short middle to J.Jones to TEN 43 for 10 yards (B.Baker).	P15
<u>1-10-TEN 43</u>	(10:40) (No Huddle, Shotgun) R.Tannehill pass short left to D.Henry to ARZ 49 for 8 yards (M.Wilson).	
2-2-ARZ 49	(10:16) (No Huddle, Shotgun) R.Tannehill pass short right to C.Rogers to ARZ 39 for 10 yards (J.Thompson).	P16
<u>1-10-ARZ 39</u>	(9:49) (No Huddle, Shotgun) R.Tannehill pass short middle to D.Henry to ARZ 31 for 8 yards (I.Simmons; B.Baker).	
2-2-ARZ 31	(9:22) (No Huddle, Shotgun) R.Tannehill sacked at ARZ 41 for -10 yards (M.Dogbe).	
3-12-ARZ 41	(8:42) (Shotgun) R.Tannehill pass short right to J.McNichols to ARZ 34 for 7 yards (K.Fitts) [C.Jones].	
4-5-ARZ 34	(8:18) (No Huddle, Shotgun) R.Tannehill pass incomplete short right to A.Brown.	

Arizona Cardinals at 8:14

1-10-ARZ 34	(8:14) (Shotgun) C.Edmonds left end pushed ob at ARZ 36 for 2 yards (J.Brown).	
2-8-ARZ 36	(7:33) (Shotgun) K.Murray pass short middle to R.Moore to ARZ 45 for 9 yards (K.Fulton).	P21
<u>1-10-ARZ 45</u>	(6:48) (Shotgun) J.Conner up the middle to TEN 49 for 6 yards (J.Brown; D.Roberson).	
2-4-TEN 49	(5:59) (Shotgun) <i>PENALTY on ARZ, Delay of Game, 5 yards, enforced at TEN 49 - No Play.</i>	
2-9-ARZ 46	(5:59) (Shotgun) J.Conner up the middle to TEN 46 for 8 yards (M.Rice; N.Dzubnar).	
3-1-TEN 46	(5:09) (Shotgun) J.Conner up the middle to TEN 44 for 2 yards (M.Rice).	R22
<u>1-10-TEN 44</u>	(4:26) J.Conner right guard to TEN 43 for 1 yard (D.Roberson).	
2-9-TEN 43	(3:44) (Shotgun) J.Conner left end to TEN 42 for 1 yard (K.Fulton).	
3-8-TEN 42	(2:55) (Shotgun) K.Murray left tackle to TEN 41 for 1 yard (B.McDougald).	
4-7-TEN 41	(2:07) (<i>Punt formation</i>) <i>Penalty on ARZ, Delay of Game, declined.</i>	
4-7-TEN 41	(2:07) A.Lee punts 36 yards to TEN 5, Center-A.Brewer, downed by ARZ-C.Washington. <i>PENALTY on TEN-C.Farley, Offensive Holding, 2 yards, enforced at TEN 5.</i>	

Two-Minute Warning

Tennessee Titans at 1:55

1-10-TEN 3	(1:55) J.McNichols right guard to TEN 11 for 8 yards (R.Alford).	
2-2-TEN 11	(1:12) (Shotgun) J.McNichols up the middle to TEN 12 for 1 yard (Z.Collins).	
3-1-TEN 12	(:26) (Shotgun) M.Sargent up the middle to TEN 14 for 2 yards (M.Dogbe).	R17

END OF QUARTER

	Score	Time Poss	First Downs				Efficiencies	
			R	P	X	T	3 Down	4 Down
Arizona Cardinals	38	10:15	2	1	0	3	2/4	0/0
Tennessee Titans	13	4:45	1	2	0	3	1/2	0/1

Miscellaneous Statistics Report

Arizona Cardinals vs Tennessee Titans
9/12/2021 at Nissan Stadium

Ten Longest Plays for Arizona Cardinals

Yards	Qtr	Play Start	Play Description
38	1	1-10-ARZ 39	(13:27) (Shotgun) K.Murray pass deep left to D.Hopkins pushed ob at TEN 23 for 38 yards (J.Jenkins).
36	2	2-10-ARZ 48	(:02) (Shotgun) K.Murray pass short middle to C.Edmonds to TEN 16 for 36 yards (A.Brown).
29	3	1-10-ARZ 25	(12:55) (Shotgun) R.Hudson to ARZ 25 for no gain. FUMBLES, recovered by ARZ-K.Murray at ARZ 20. K.Murray pass short left to R.Moore to TEN 46 for 29 yards (R.Evans).
26	3	3-3-TEN 26	(10:45) (Shotgun) K.Murray pass deep right to C.Kirk for 26 yards, TOUCHDOWN. TEN-O.Adeniyi was injured during the play. His return is Questionable.
22	2	3-6-TEN 41	(3:04) (Shotgun) K.Murray pass deep right to C.Kirk to TEN 19 for 22 yards (K.Byard).
21	1	2-17-TEN 30	(11:54) (Shotgun) K.Murray pass deep right to A.Green pushed ob at TEN 9 for 21 yards (A.Hooker).
18	2	3-10-ARZ 25	(6:39) (Shotgun) K.Murray pass deep left to R.Moore to ARZ 43 for 18 yards (J.Brown).
17	2	2-5-TEN 17	(11:03) (Shotgun) K.Murray pass short left to D.Hopkins for 17 yards, TOUCHDOWN.
16	3	1-10-TEN 33	(5:18) (Shotgun) C.Edmonds left end pushed ob at TEN 17 for 16 yards (J.Jenkins).
12	2	1-10-ARZ 36	(:14) (Shotgun) K.Murray pass short left to R.Moore to ARZ 48 for 12 yards (J.Simmons).

Ten Longest Plays for Tennessee Titans

Yards	Qtr	Play Start	Play Description
39	2	1-10-50	(9:17) (No Huddle) R.Tannehill pass deep right to C.Rogers to ARZ 11 for 39 yards (B.Murphy).
19	3	1-10-ARZ 32	(13:42) (Shotgun) R.Tannehill pass short left to A.Brown to ARZ 13 for 19 yards (B.Baker).
19	3	1-10-TEN 10	(8:25) D.Henry right tackle to TEN 29 for 19 yards (J.Thompson).
16	2	2-1-TEN 34	(1:23) (No Huddle, Shotgun) R.Tannehill scrambles up the middle to 50 for 16 yards (M.Wilson).
13	3	1-10-ARZ 13	(12:59) (Shotgun) R.Tannehill pass short middle to A.Brown for 13 yards, TOUCHDOWN.
12	2	2-10-TEN 25	(10:56) R.Tannehill pass short left to A.Brown to TEN 37 for 12 yards (B.Murphy).
11	2	2-8-TEN 39	(9:52) (Shotgun) R.Tannehill pass short right to A.Firkser pushed ob at 50 for 11 yards (R.Alford).
10	2	3-10-ARZ 11	(8:43) (Shotgun) R.Tannehill pass short left to N.Westbrook-Ikhine to ARZ 1 for 10 yards (I.Simmons).
10	3	3-6-TEN 29	(2:21) (Shotgun) R.Tannehill pass short left to J.Jones to TEN 39 for 10 yards (M.Wilson).
10	4	1-10-TEN 33	(11:04) (Shotgun) R.Tannehill pass short middle to J.Jones to TEN 43 for 10 yards (B.Baker).

Touchdown Scoring Information

		Offense	Defense	Special Teams
VISITOR	Arizona Cardinals	5	0	0
HOME	Tennessee Titans	2	0	0

Player Scoring Information

Club	Player	TD	Rush TD	Rec TD	KO TD	Punt TD	Int TD	Fum TD	Misc TD	FG	XP	2Pt Rush	2Pt Rec	Sfty	Points
ARZ	D.Hopkins	0	0	2	0	0	0	0	0	0	0	0	0	0	12
ARZ	C.Kirk	0	0	2	0	0	0	0	0	0	0	0	0	0	12
ARZ	M.Prater	0	0	0	0	0	0	0	0	1	5	0	0	0	8
ARZ	K.Murray	0	1	0	0	0	0	0	0	0	0	0	0	0	6
TEN	R.Tannehill	0	1	0	0	0	0	0	0	0	0	0	0	0	6
TEN	A.Brown	0	0	1	0	0	0	0	0	0	0	0	0	0	6
TEN	M.Badgley	0	0	0	0	0	0	0	0	0	1	0	0	0	1

Possession Detail

	First Half		Second Half		Game	
	Visitor	Home	Visitor	Home	Visitor	Home
Largest Lead	18	0	25	0	25	0
Drives Leading	5	0	6	0	11	0
Time of Possession Leading	11:36	0:00	17:40	0:00	29:16	0:00
Largest Deficit	0	-18	0	-25	0	-25
Drives Trailing	0	5	0	6	0	11
Time of Possession Trailing	0:00	12:46	0:00	12:20	0:00	25:06
Times Score Tied Up		0		0		0
Lead Changes		1		0		1

M Garcia

G

7 26% M Badgley
T Sambrailo

K
T

6 22%
3 11%

2021 TENNESSEE TITANS REGULAR SEASON STATISTICS

Won 0, Lost 1

Date	W-L	Score	OT	Opponent	Attendance
09/12	L	13-38		Arizona	67,216
09/19				at Seattle	
09/26				Indianapolis	
10/03				at N.Y. Jets	
10/10				at Jacksonville	
10/18				Buffalo	
10/24				Kansas City	
10/31				at Indianapolis	
11/07				at L.A. Rams	
11/14				New Orleans	
11/21				Houston	
11/28				at New England	
12/12				Jacksonville	
12/19				at Pittsburgh	
12/23				San Francisco	
01/02				Miami	
01/09				at Houston	

Statistic	Tenn.	Opp.
Total First Downs	17	22
Rushing	5	7
Passing	12	13
Penalty	0	2
3rd Down: Made/Att	5/14	7/13
3rd Down Pct.	35.7	53.8
4th Down: Made/Att	1/3	0/0
4th Down Pct.	33.3	0.0
Possession Avg.	26:39	33:21
Total Net Yards	248	416
Avg. Per Game	248.0	416.0
Total Plays	64	67
Avg. Per Play	3.9	6.2
Net Yards Rushing	86	136
Avg. Per Game	86.0	136.0
Total Rushes	22	33
Net Yards Passing	162	280
Avg. Per Game	162.0	280.0
Sacked/Yards Lost	6/56	2/9
Gross Yards	218	289
Att./Completions	36/22	32/21
Completion Pct.	61.1	65.6
Had Intercepted	1	1
Punts/Average	3/50.3	3/48.0
Net Punting Avg.	3/42.3	3/41.3
Penalties/Yards	7/57	8/59
Fumbles/Ball Lost	2/2	1/0
Touchdowns	2	5
Rushing	1	1
Passing	1	4
Returns	0	0

Score By Periods	Q1	Q2	Q3	Q4	OT	PTS
Team	0	6	7	0	0	13
Opponents	10	14	14	0	0	38

Scoring	TD	Rush	Rec	Ret	K-PAT	FG	S	PTS
A. Brown	1	0	1	0			0	6
Tannehill	1	1	0	0			0	6
Badgley	0	0	0	0	1/2	0/1	0	1
Team	2	1	1	0	1/2	0/1	0	13
Opponents	5	1	4	0	5/5	1/2	0	38

2-Pt Conv: TM 0-0, OPP 0-0

Sacks: Landry 1, Simmons 1, TM 2, OPP 6
 FUM/Lost: Tannehill 2/2

Passing	Att	Cmp	Yds	Cmp%	Yds/Att	TD	TD%	Int	Int%	Long	Sack/Lost	Rating
Tannehill	35	21	212	60.0	6.06	1	2.9	1	2.9	39	6/56	74.9
M. Farley	1	1	6	100.0	6.00	0	0.0	0	0.0	6	0/0	91.7
Team	36	22	218	61.1	6.06	1	2.8	1	2.8	39	6/56	75.9
Opponents	32	21	289	65.6	9.03	4	12.5	1	3.1	38	2/9	121.0

Rushing	No.	Yds	Avg	Long	TD
Henry	17	58	3.4	19	0
Tannehill	2	17	8.5	16	1
McNichols	2	9	4.5	8	0
Sargent	1	2	2.0	2	0
Team	22	86	3.9	19	1
Opponents	33	136	4.1	16	1

Receiving	No.	Yds	Avg	Long	TD
Rogers	4	62	15.5	39	0
A. Brown	4	49	12.3	19	1
J. Jones	3	29	9.7	10	0
McNichols	3	24	8.0	9	0
Firkser	3	19	6.3	11	0
Henry	3	19	6.3	8	0
Westbrook-Ikhine	1	10	10.0	10	0
Hooker	1	6	6.0	6	0
Team	22	218	9.9	39	1
Opponents	21	289	13.8	38	4

Interceptions	No.	Yds	Avg	Long	TD
Byard	1	12	12.0	12	0
Team	1	12	12.0	12	0
Opponents	1	-3	-3.0	-3	0

Punting	No.	Yds	Avg	Net	TB	In	Lg	B
Kern	3	151	50.3	42.3	0	0	59	0
Team	3	151	50.3	42.3	0	0	59	0
Opponents	3	144	48.0	41.3	1	2	58	0

Punt Returns	Ret	FC	Yds	Avg	Long	TD
Rogers	0	1	0	---	---	0
Team	0	1	0	---	---	0
Opponents	2	0	24	12.0	13	0

Kickoff Returns	No.	Yds	Avg	Long	TD
Rogers	1	14	14.0	14	0
Team	1	14	14.0	14	0
Opponents	1	22	22.0	22	0

Field Goals	1-19	20-29	30-39	40-49	50+
Badgley	0/0	0/0	0/0	0/1	0/0
Team	0/0	0/0	0/0	0/1	0/0
Opponents	0/0	0/0	1/1	0/1	0/0

Badgley: (46N)
 OPP: (34G,43N)

TITANS RALLY FOR 33-30 OVERTIME WIN OVER SEAHAWKS

**BY JIM WYATT
TENNESSEE TITANS
SEPTEMBER 19, 2021**

SEATTLE – Just when it looked like the start of the 2021 season was for the birds, the Titans staged a furious comeback here on Sunday, and they walked out of Lumen Field with a 33-30 overtime win over the Seahawks.

In the end, a 36-yard field goal from kicker Randy Bullock won it.

"I found out that they're willing to compete, willing to battle and fight," Titans coach Mike Vrabel said of his team after the game. "I was proud of them ... I felt like that was our identity. You have to stop talking about your identity and hoping and wishing about an identity, you have to go out there and play to it and find out what it is.

"I think that (performance) was certainly who we are. ... These guys are excited, and they should be. All the credit to the players."

Running back Derrick Henry scored on a one-yard touchdown run with 29 seconds left in the fourth quarter to tie the game at 30-30, and send it into overtime. The run capped a 12-play, 68-yard scoring drive in the final four minutes and helped the Titans erase a two-touchdown deficit.

The Titans, who trailed 30-16 early in the fourth quarter, are now 1-1.

"Last week, we didn't play to our standards, and that was on us," Henry said after the game, referencing the season-opening loss to the Cardinals. "I don't think anybody expected us to come out here and get a W. But we stuck together ... and I'm glad we came out here and got a win."

Henry ran for 182 yards and two touchdowns on 35 carries for the

Titans, including a 60-yard touchdown run in the fourth quarter.

Titans receiver Julio Jones has six catches for 128 receiving yards in the contest.

"For me, it's all about the team," Jones said. "It feels good just to come out here with a win, a team win. We kept going, kept playing for one another."

After punting the ball away in their first possession in overtime, the Titans got a big stop on defense. Linebacker Ola Adeniyi nearly sacked Seahawks quarterback Russell Wilson for a safety, and Seattle had to punt the ball out of its own end zone.

When the Titans got the ball for their second possession in overtime, they got in position for Bullock to win in.

Bullock, just signed this week, delivered.

"It's been a crazy week, just to get here and get acclimated," Bullock said. "To be able to cap it off like that, and have the locker room going wild and crazy after last week and everything, it has been a lot of fun."

The two teams traded field goals at the start.

After the Seahawks took a 3-0 lead in the first quarter on a 31-yard field by kicker Jason Myers, the Titans answered back with a 13-play, 70-yard drive that was capped off with a 33-yard field goal by Bullock. Jones made a leaping 17-yard catch on the drive, and tight end Tommy Hudson also came up with a big third down catch.

The Titans put together another nice drive when they got the ball back, and it feature a pair of completions to Jones, including a 52-yarder. But once again the drive fizzled near the goal line, and the Titans had to settle for another field goal from Bullock, this one from 30 yards out.

The Titans defense got burned on a big play on the next series, however,

as Wilson connected with receiver Tyler Lockett for a 63-yard touchdown pass with cornerback Elijah Molden and safety Bradley McDougald in coverage.

Disaster struck on Tennessee's next series, as Titans quarterback Ryan Tannehill was sacked, and he lost the football in the process. The Seahawks recovered, and two plays later Seattle running back Chris Carson scored on a two-yard touchdown run to make it 17-6 with 5:20 left in the second quarter.

Late in the first half, the Titans appeared to close the gap with a seven-yard touchdown pass from Tannehill to Jones, who made a remarkable catch in the back of the end zone. Officials ruled it a touchdown on the field, but the call was ultimately reversed, and the Titans settled for another field goal, this one from 24 yards.

It didn't take Seattle long to drive the field on their ensuing possession, and they took a 24-9 halftime lead on a one-yard run by Carson, which capped a seven-play, 75-yard drive that took just 48 seconds off the clock.

The Titans started the second half with a bang, driving 80 yards on eight plays and capping it off with a nine-yard touchdown run by Henry to make it 24-16.

The Titans had a chance to cut the lead further, but another stalled drive resulted in another field goal attempt by Bullock, and this one was no good from 44 yards out and the game remained 24-16 heading into the fourth quarter.

Seattle didn't waste much time to get in the end zone again, as Wilson with receiver Freddie Swain for a 68-yard touchdown pass, thanks to a blown coverage by the Titans, and it was 30-16 after a missed PAT by Seattle.

Just when it appeared the Titans were done, Henry busted loose for a 60-yard touchdown run to make it 30-23 with 12:17 left in the contest.

Then came the late-game rally, and the improbable win.

The Titans return to action next Sunday against the Indianapolis Colts at Nissan Stadium.

"It was a great win," Titans safety Kevin Byard said. "You have to bring a warrior-like mentality on the road, and it was a great win.

"We talk about finding out what type of team we're going to be, when facing adversity. We were able to come back, and stick together as a family, and that's what you want to see."

###

National Football League Game Summary

NFL Copyright © 2021 by The National Football League. All rights reserved. This summary and play-by-play is for the express purpose of assisting media in their coverage of the game; any other use of this material is prohibited without the written permission of the National Football League.

Date: Sunday, 9/19/2021

Tennessee Titans at Seattle Seahawks
at Lumen Field, Seattle, WA

Start Time: 1:25 PM PDT

Game Day Weather

Game Weather: Cloudy

Temp: 61° F (16.1° C) Humidity: 74%, Wind: S 12 mph

Played Open Stadium on Turf: FieldTurf

Outdoor Weather: Cloudy,

Officials

Referee: Hussey, John (35)
Line Judge: Johnson, Carl (101)
Back Judge: Freeman, Brad (88)

Umpire: Eck, Alan (76)
Field Judge: Walker, Jabir (26)
Replay Official: Nicholson, James (0)

Down Judge: Thomas, Sarah (53)
Side Judge: Baynes, Allen (56)

Lineups

Tennessee Titans			Seattle Seahawks				
Offense		Defense	Offense		Defense		
WR 2	J.Jones	DE 91	L.Murchison	WR 14	D.Metcalf	EDGE 10	B.Mayowa
TE 87	G.Swaim	NT 93	T.Tart	LT 76	D.Brown	DE 51	K.Hyder
LT 70	T.Sambrailo	DT 98	J.Simmons	LG 68	D.Lewis	NT 97	P.Ford
LG 76	R.Saffold	OLB 48	B.Dupree	C 61	K.Fuller	DT 99	A.Woods
C 60	B.Jones	ILB 51	D.Long	RG 66	G.Jackson	OLB 94	R.Green
RG 64	N.Davis	ILB 54	R.Evans	RT 72	B.Shell	MLB 54	B.Wagner
RT 72	D.Quessenberry	OLB 58	H.Landry	TE 81	G.Everett	OLB 56	J.Brooks
WR 41	K.Blasingame	CB 20	J.Jenkins	WR 16	T.Lockett	LCB 2	D.Reed
WR 11	A.Brown	S 31	K.Byard	QB 3	R.Wilson	RCB 21	T.Flowers
QB 17	R.Tannehill	S 30	B.McDougald	FB 89	W.Dissly	SS 33	J.Adams
RB 22	D.Henry	CB 26	K.Fulton	RB 32	C.Carson	FS 6	Q.Diggs

Substitutions

P 6 B.Kern, K 14 R.Bullock, WR 15 N.Westbrook-Ikhine, WR 18 J.Reynolds, S 21 M.Farley, CB 24 E.Molden, RB 28 J.McNichols, DB 29 D.Cruikshank, DB 35 C.Jackson, RB 38 M.Sargent, CB 39 B.Borders, LS 46 M.Cox, LB 49 N.Dzubnar, LB 56 M.Rice, G/C 62 A.Brewer, T 71 K.Lamm, OL 75 D.Radunz, WR 80 C.Rogers, WR 81 R.McMath, TE 85 M.Pruitt, TE 89 T.Hudson, OLB 92 O.Adeniyi, DT 95 A.Rush, DL 96 D.Autry, OLB 99 R.Weaver

P 4 M.Dickson, K 5 J.Myers, OLB 8 C.Dunlap, WR 18 F.Swain, WR 19 P.Hart, CB 23 S.Jones, RB 25 T.Homer, SS 26 R.Neal, FS 27 M.Blair, FS 28 U.Amadi, RB 31 D.Dallas, CB 36 B.Austin, RB 41 A.Collins, LB 44 N.Bellore, DE 52 D.Taylor, LB 57 C.Barton, LB 59 J.Rhattigan, C 64 D.Shepley, LS 69 T.Ott, T 73 J.Jones, OT 74 J.Curhan, TE 85 T.Mabry, DE 91 L.Collier, DT 92 R.Nkemdiche, DE 98 A.Robinson

Did Not Play

QB 5 L.Woodside

QB 7 G.Smith

Not Active

CB 3 C.Farley, WR 13 C.Batson, OLB 50 D.Roberson, LB 55 J.Brown, T 77 T.Lewan, TE 86 A.Firkser

WR 1 D.Eskridge, QB 9 J.Luton, RB 20 R.Penny, CB 29 J.Reid, OT 78 S.Forsythe, DT 90 B.Mone

Field Goals (made () & missed)

Player	(33)	(30)	(24)	44WR	(36)	J.Myers	(31)				
	1	2	3	4	OT	Total					
VISITOR: Tennessee Titans	3	6	7	14	3	33					
HOME: Seattle Seahawks	3	21	0	6	0	30					

Scoring Plays

Team	Qtr	Time	Play Description (Extra Point) (Drive Info)	Visitor	Home
Seahawks	1	9:25	J.Myers 31 yd. Field Goal (5-57, 1:58)	0	3
Titans	1	2:45	R.Bullock 33 yd. Field Goal (13-70, 6:40)	3	3
Titans	2	8:18	R.Bullock 30 yd. Field Goal (7-68, 4:29)	6	3
Seahawks	2	6:34	T.Lockett 63 yd. pass from R.Wilson (J.Myers kick) (3-83, 1:44)	6	10
Seahawks	2	5:20	C.Carson 2 yd. run (J.Myers kick) (2-6, 0:28)	6	17
Titans	2	1:05	R.Bullock 24 yd. Field Goal (8-63, 4:15)	9	17
Seahawks	2	0:17	C.Carson 1 yd. run (J.Myers kick) (7-75, 0:48)	9	24
Titans	3	10:37	D.Henry 9 yd. run (R.Bullock kick) (8-80, 4:23)	16	24
Seahawks	4	13:06	F.Swain 68 yd. pass from R.Wilson (kick failed, hru) (3-66, 1:54)	16	30

National Football League Game Summary

NFL Copyright © 2021 by The National Football League. All rights reserved. This summary and play-by-play is for the express purpose of assisting media in their coverage of the game; any other use of this material is prohibited without the written permission of the National Football League.

Titans	4	12:17	D.Henry 60 yd. run (R.Bullock kick) (2-75, 0:49)	23	30
Titans	4	0:29	D.Henry 1 yd. run (R.Bullock kick) (12-68, 3:44)	30	30
Titans	5	4:45	R.Bullock 36 yd. Field Goal (5-21, 2:34)	33	30
Paid Attendance: 68,585				Time: 3:27	

Final Individual Statistics

Tennessee Titans

RUSHING	ATT	YDS	AVG	LG	TD
D.Henry	35	182	5.2	60	3
R.Tannehill	4	27	6.8	19	0
J.McNichols	1	3	3.0	3	0
Total	40	212	5.3	60	3

PASSING	ATT	CMP	YDS	SK/YD	TD	LG	IN	RT
R.Tannehill	40	27	347	3/27	0	51	0	94.5
Total	40	27	347	3/27	0	51	0	94.5

PASS RECEIVING	TAR	REC	YDS	AVG	LG	TD
J.Jones	8	6	128	21.3	51	0
D.Henry	6	6	55	9.2	15	0
A.Brown	9	3	43	14.3	15	0
M.Pruitt	3	3	43	14.3	22	0
J.McNichols	3	3	26	8.7	12	0
C.Rogers	5	2	22	11.0	12	0
G.Swain	2	2	10	5.0	5	0
T.Hudson	2	1	14	14.0	14	0
N.Westbrook-Ikhine	1	1	6	6.0	6	0
Total	39	27	347	12.9	51	0

INTERCEPTIONS	NO	YDS	AVG	LG	TD
Total	0	0	0	0	0

PUNTING	NO	YDS	AVG	NET	TB	IN20	LG
B.Kern	2	94	47.0	47.0	0	1	53
Total	2	94	47.0	47.0	0	1	53

PUNT RETURNS	NO	YDS	AVG	FC	LG	TD
C.Rogers	3	32	10.7	1	13	0
[TOUCHBACK]	2	0	0.0	0	0	0
Total	3	32	10.7	1	13	0

KICKOFF RETURNS	NO	YDS	AVG	FC	LG	TD
C.Rogers	6	100	16.7	0	19	0
[TOUCHBACK]	1	0	0.0	0	0	0
Total	6	100	16.7	0	19	0

Seattle Seahawks

RUSHING	ATT	YDS	AVG	LG	TD
C.Carson	13	31	2.4	8	2
A.Collins	1	25	25.0	25	0
R.Wilson	3	16	5.3	12	0
F.Swain	1	5	5.0	5	0
Total	18	77	4.3	25	2

PASSING	ATT	CMP	YDS	SK/YD	TD	LG	IN	RT
R.Wilson	31	22	343	3/23	2	68	0	128.8
Total	31	22	343	3/23	2	68	0	128.8

PASS RECEIVING	TAR	REC	YDS	AVG	LG	TD
T.Lockett	11	8	178	22.3	63	1
D.Metcalf	11	6	53	8.8	16	0
F.Swain	5	5	95	19.0	68	1
T.Homer	2	2	14	7.0	11	0
G.Everett	2	1	3	3.0	3	0
Total	31	22	343	15.6	68	2

INTERCEPTIONS	NO	YDS	AVG	LG	TD
Total	0	0	0	0	0

PUNTING	NO	YDS	AVG	NET	TB	IN20	LG
M.Dickson	6	310	51.7	39.7	2	2	66
Total	6	310	51.7	39.7	2	2	66

PUNT RETURNS	NO	YDS	AVG	FC	LG	TD
F.Swain	0	0	0.0	1	0	0
[OUT OF BOUNDS]	1	0	0.0	0	0	0
Total	0	0	0.0	1	0	0

KICKOFF RETURNS	NO	YDS	AVG	FC	LG	TD
D.Dallas	3	30	10.0	0	18	0
[TOUCHBACK]	4	0	0.0	0	0	0
Total	3	30	10.0	0	18	0

Tennessee Titans

FUMBLES	FUM	LOST	OWN-REC	YDS	TD	FORCED	OPP-REC	YDS	TD	OUT-BDS
R.Tannehill	1	1	0	0	0	0	0	0	0	0
Total	1	1	0	0	0	0	0	0	0	0

Seattle Seahawks

FUMBLES	FUM	LOST	OWN-REC	YDS	TD	FORCED	OPP-REC	YDS	TD	OUT-BDS
A.Robinson	0	0	0	0	0	1	0	0	0	0
K.Hyder	0	0	0	0	0	0	1	0	0	0
Total	0	0	0	0	0	1	1	0	0	0

Final Team Statistics

	Visitor Titans	Home Seahawks
TOTAL FIRST DOWNS	33	17
By Rushing	11	5
By Passing	16	10
By Penalty	6	2
THIRD DOWN EFFICIENCY	6-14-42.9%	4-12-33.3%
FOURTH DOWN EFFICIENCY	0-1-0.0%	0-0-0.0%
TOTAL NET YARDS	532	397
Total Offensive Plays (inc. times thrown passing)	83	52
Average gain per offensive play	6.4	7.6
NET YARDS RUSHING	212	77
Total Rushing Plays	40	18
Average gain per rushing play	5.3	4.3
Tackles for a loss-number and yards	2-4	2-4
NET YARDS PASSING	320	320
Times thrown - yards lost attempting to pass	3-27	3-23
Gross yards passing	347	343
PASS ATTEMPTS-COMPLETIONS-HAD INTERCEPTED	40-27-0	31-22-0
Avg gain per pass play (inc.# thrown passing)	7.4	9.4
KICKOFFS Number-In End Zone-Touchbacks	7-4-4	7-2-1
PUNTS Number and Average	2-47.0	6-51.7
Had Blocked	0	0
FGs - PATs Had Blocked	0-0	0-0
Net Punting Average	47.0	39.7
TOTAL RETURN YARDAGE (Not Including Kickoffs)	32	0
No. and Yards Punt Returns	3-32	0-0
No. and Yards Kickoff Returns	6-100	3-30
No. and Yards Interception Returns	0-0	0-0
PENALTIES Number and Yards	5-45	10-100
FUMBLES Number and Lost	1-1	0-0
TOUCHDOWNS	3	4
Rushing	3	2
Passing	0	2
EXTRA POINTS Made-Attempts	3-3	3-4
Kicking Made-Attempts	3-3	3-4
FIELD GOALS Made-Attempts	4-5	1-1
RED ZONE EFFICIENCY	2-6-33%	2-3-67%
GOAL TO GO EFFICIENCY	2-3-67%	2-2-100%
SAFETIES	0	0
FINAL SCORE	33	30
TIME OF POSSESSION	42:33	22:42

Ball Possession And Drive Chart

Tennessee Titans

#	Time Recd	Time Lost	Time Poss	How Ball Obtained	Drive Began	# Play	Yds Gain	Yds Pen	Net Yds	1st Down	Last Scrm	How Given Up
1	13:40	11:23	2:17	Punt	TEN 20	3	9	0	9	0	TEN 29	Punt
2	9:25	2:45	6:40	Kickoff	TEN 15	13	65	5	70	4	* SEA 15	Field Goal
3	12:47	8:18	4:29	Punt	TEN 20	7	73	-5	68	2	* SEA 12	Field Goal
4	6:34	5:48	0:46	Kickoff	TEN 16	2	-10	0	-10	0	TEN 18	Fumble
5	5:20	1:05	4:15	Kickoff	TEN 31	8	51	12	63	3	* SEA 6	Field Goal
6	0:17	0:00	0:17	Kickoff	TEN 27	1	-1	0	-1	0	TEN 27	End of Half
7	15:00	10:37	4:23	Kickoff	TEN 20	8	61	19	80	7	* SEA 9	Touchdown
8	5:41	0:00	5:41	Punt	TEN 8	12	66	0	66	4	SEA 26	Missed FG
9	13:06	12:17	0:49	Kickoff	TEN 25	2	75	0	75	2	TEN 40	Touchdown
10	10:43	5:46	4:57	Punt	TEN 18	10	38	15	53	3	SEA 29	Downs
11	4:13	0:29	3:44	Punt	TEN 32	12	78	-10	68	6	* SEA 1	Touchdown
12	10:00	8:19	1:41	Kickoff	TEN 18	5	6	10	16	1	TEN 34	Punt
13	7:19	4:45	2:34	Punt	SEA 39	5	21	0	21	1	* SEA 18	Field Goal

(311) Average TEN 24

Seattle Seahawks

#	Time Recd	Time Lost	Time Poss	How Ball Obtained	Drive Began	# Play	Yds Gain	Yds Pen	Net Yds	1st Down	Last Scrm	How Given Up
1	15:00	13:40	1:20	Kickoff	SEA 25	3	9	0	9	0	SEA 34	Punt
2	11:23	9:25	1:58	Punt	SEA 30	5	57	0	57	1	* TEN 13	Field Goal
3	2:45	12:47	4:58	Kickoff	SEA 25	9	13	10	23	2	SEA 48	Punt
4	8:18	6:34	1:44	Kickoff	SEA 17	3	83	0	83	2	SEA 37	Touchdown
5	5:48	5:20	0:28	Fumble	TEN 6	2	6	0	6	1	* TEN 2	Touchdown
6	1:05	0:17	0:48	Kickoff	SEA 25	7	65	10	75	5	* TEN 1	Touchdown
7	10:37	5:41	4:56	Kickoff	SEA 11	8	41	0	41	3	TEN 48	Punt
8	15:00	13:06	1:54	Missed FG	SEA 34	3	76	-10	66	1	SEA 32	Touchdown
9	12:17	10:43	1:34	Kickoff	SEA 25	3	8	0	8	0	SEA 33	Punt
10	5:46	4:13	1:33	Downs	SEA 30	3	9	-4	5	0	SEA 35	Punt
11	0:29	0:00	0:29	Kickoff	SEA 28	4	42	0	42	2	SEA 43	End of Half
12	8:19	7:19	1:00	Punt	SEA 13	3	-12	0	-12	0	SEA 1	Punt

(357) Average SEA 30

* inside opponent's 20

Time of Possession by Quarter		1st	2nd	3rd	4th	OT	Total
Visitor	Tennessee Titans	8:57	9:47	10:04	9:30	4:15	42:33
Home	Seattle Seahawks	6:03	5:13	4:56	5:30	1:00	22:42
Kickoff Drive No.-Start Average		Titans: 7 - TEN 22		Seahawks: 7 - SEA 22			

Play By Play

First Quarter

9/19/2021

TEN wins the coin toss and elects to defer. SEA elects to Receive, and TEN elects to defend the south goal.

R.Bullock kicks 65 yards from TEN 35 to end zone, Touchback.

Seattle Seahawks at 15:00

- 1-10-SEA 25 (15:00) C.Carson left tackle to SEA 27 for 2 yards (B.Dupree).
- 2-8-SEA 27 (14:33) (No Huddle, Shotgun) R.Wilson pass incomplete short left to D.Metcalf.
- 3-8-SEA 27 (14:23) (Shotgun) R.Wilson scrambles right end pushed ob at SEA 34 for 7 yards (D.Autry).
- 4-1-SEA 34 (13:50) M.Dickson punts 66 yards to end zone, Center-T.Ott, Touchback.

Tennessee Titans at 13:40

- 1-10-TEN 20 (13:40) D.Henry right guard to TEN 21 for 1 yard (P.Ford; Q.Diggs).
- 2-9-TEN 21 (13:01) D.Henry right tackle to TEN 19 for -2 yards (P.Ford).
- 3-11-TEN 19 (12:21) (No Huddle, Shotgun) R.Tannehill pass short middle to C.Rogers to TEN 29 for 10 yards (B.Wagner).
- 4-1-TEN 29 (11:30) B.Kern punts 41 yards to SEA 30, Center-M.Cox, out of bounds.

Seattle Seahawks at 11:23

- 1-10-SEA 30 (11:23) R.Wilson pass deep left to T.Lockett to TEN 19 for 51 yards (B.McDougald).
- 1-10-TEN 19 (10:53) (No Huddle) C.Carson up the middle to TEN 14 for 5 yards (K.Byard).
- 2-5-TEN 14 (10:21) C.Carson up the middle to TEN 13 for 1 yard (H.Landry; T.Tart).
- 3-4-TEN 13 (9:38) (Shotgun) R.Wilson pass incomplete short right to T.Lockett.
- 4-4-TEN 13 (9:30) J.Myers 31 yard field goal is GOOD, Center-T.Ott, Holder-M.Dickson.

P1

TEN 0 SEA 3, 5 plays, 57 yards, 1:58 drive, 5:35 elapsed

J.Myers kicks 69 yards from SEA 35 to TEN -4. C.Rogers pushed ob at TEN 15 for 19 yards (T.Homer).

Tennessee Titans at 9:25, (1st play from scrimmage 9:21)

- 1-10-TEN 15 (9:21) R.Tannehill pass short right to N.Westbrook-Ikhine to TEN 21 for 6 yards (B.Mayowa, D.Reed).
- 2-4-TEN 21 (8:39) D.Henry right tackle to TEN 23 for 2 yards (K.Hyder).
- 3-2-TEN 23 (7:56) (No Huddle, Shotgun) PENALTY on SEA-B.Mayowa, Neutral Zone Infraction, 5 yards, enforced at TEN 23 - No Play.
- 1-10-TEN 28 (7:38) R.Tannehill pass incomplete deep left to A.Brown.
- 2-10-TEN 28 (7:32) D.Henry right guard to TEN 35 for 7 yards (Q.Diggs; U.Amadi).
- 3-3-TEN 35 (6:50) (Shotgun) R.Tannehill pass short right to T.Hudson to TEN 49 for 14 yards (D.Reed).
- 1-10-TEN 49 (6:13) R.Tannehill pass short middle to A.Brown to SEA 38 for 13 yards (Q.Diggs).
- 1-10-SEA 38 (5:32) D.Henry left end to SEA 38 for no gain (A.Woods, J.Adams).
- 2-10-SEA 38 (4:47) (Shotgun) R.Tannehill pass short right to G.Swaim to SEA 33 for 5 yards (J.Adams) [B.Wagner].
- 3-5-SEA 33 (4:09) (No Huddle, Shotgun) R.Tannehill pass deep left to J.Jones to SEA 16 for 17 yards (T.Flowers).
- Timeout #1 by SEA at 03:37.
- 1-10-SEA 16 (3:37) D.Henry right guard to SEA 15 for 1 yard (J.Brooks, R.Nkemdiche).
- 2-9-SEA 15 (3:01) (No Huddle, Shotgun) R.Tannehill pass incomplete short right to C.Rogers [L.Collier].
- 3-9-SEA 15 (2:55) (No Huddle, Shotgun) R.Tannehill pass incomplete short left to A.Brown.
- 4-9-SEA 15 (2:50) R.Bullock 33 yard field goal is GOOD, Center-M.Cox, Holder-B.Kern.

X1

P2

P3

P4

TEN 3 SEA 3, 13 plays, 70 yards, 1 penalty, 6:40 drive, 12:15 elapsed

R.Bullock kicks 65 yards from TEN 35 to end zone, Touchback.

Seattle Seahawks at 2:45

- 1-10-SEA 25 (2:45) C.Carson right end to SEA 25 for no gain (E.Molden; R.Evans).
- 2-10-SEA 25 (2:16) (No Huddle, Shotgun) R.Wilson pass short right to D.Metcalf to SEA 29 for 4 yards (H.Landry).
- 3-6-SEA 29 (1:30) (Shotgun) R.Wilson pass short right to F.Swain to SEA 38 for 9 yards (J.Jenkins; D.Cruikshank).
- 1-10-SEA 38 (:50) C.Carson up the middle to SEA 40 for 2 yards (H.Landry).
- 2-8-SEA 40 (:10) (Shotgun) R.Wilson pass short right to D.Metcalf to SEA 44 for 4 yards (J.Jenkins).

P2

END OF QUARTER

	Score	Time Poss	First Downs				Efficiencies	
			R	P	X	T	3 Down	4 Down
Tennessee Titans	3	8:57	0	3	1	4	2/4	0/0
Seattle Seahawks	3	6:03	0	2	0	2	1/3	0/0

Second Quarter

9/19/2021

Play By Play

Seattle Seahawks continued.

3-4-SEA 44	(15:00) (Shotgun) R.Wilson pass incomplete short right to D.Metcalf (J.Jenkins).	
4-4-SEA 44	(14:54) M.Dickson punts 56 yards to end zone, Center-T.Ott, Touchback.	
	PENALTY on TEN-N.Westbrook-Ikhine, Roughing the Kicker, 15 yards, enforced at SEA 44 - No Play.	X3
<u>1-10-TEN 41</u>	(14:46) R.Wilson sacked at TEN 45 for -4 yards (D.Autry).	
2-14-TEN 45	(14:11) (Shotgun) PENALTY on SEA-B.Shell, False Start, 5 yards, enforced at TEN 45 - No Play.	
2-19-50	(13:58) (Shotgun) R.Wilson pass short left to F.Swain pushed ob at TEN 45 for 5 yards (H.Landry; D.Long).	
	Penalty on SEA-D.Metcalf, Offensive Holding, declined.	
3-14-TEN 45	(13:29) (Shotgun) R.Wilson sacked at SEA 48 for -7 yards (sack split by J.Simmons and D.Autry).	
4-21-SEA 48	(12:56) M.Dickson punts 52 yards to end zone, Center-T.Ott, Touchback.	

Tennessee Titans at 12:47

1-10-TEN 20	(12:47) D.Henry up the middle to TEN 24 for 4 yards (A.Woods).	
2-6-TEN 24	(12:10) R.Tannehill pass deep middle to J.Jones to SEA 25 for 51 yards (T.Flowers).	P5
<u>1-10-SEA 25</u>	(11:27) (No Huddle) R.Tannehill pass short right to J.Jones to SEA 10 for 15 yards (B.Wagner).	P6
<u>1-10-SEA 10</u>	(10:43) D.Henry left guard to SEA 3 for 7 yards (Q.Diggs; B.Wagner).	
	PENALTY on TEN-J.Reynolds, Illegal Motion, 5 yards, enforced at SEA 10 - No Play.	
1-15-SEA 15	(10:20) (Shotgun) R.Tannehill scrambles right end ran ob at SEA 8 for 7 yards (B.Wagner).	
2-8-SEA 8	(9:46) D.Henry left guard to SEA 5 for 3 yards (B.Mayowa, R.Nkemdiche).	
3-5-SEA 5	(8:59) (Shotgun) R.Tannehill sacked at SEA 12 for -7 yards (B.Wagner).	
4-12-SEA 12	(8:23) R.Bullock 30 yard field goal is GOOD, Center-M.Cox, Holder-B.Kern.	

TEN 6 SEA 3, 7 plays, 68 yards, 4:29 drive, 6:42 elapsed

R.Bullock kicks 59 yards from TEN 35 to SEA 6. D.Dallas MUFFS catch, and recovers at SEA 12. D.Dallas to SEA 17 for 5 yards (N.Dzubnar; O.Adeniyi).

Seattle Seahawks at 8:18, (1st play from scrimmage 8:10)

1-10-SEA 17	(8:10) (Shotgun) R.Wilson pass short middle to D.Metcalf to SEA 33 for 16 yards (E.Molden; R.Evans).	P4
<u>1-10-SEA 33</u>	(7:29) C.Carson up the middle to SEA 37 for 4 yards (D.Long; R.Evans).	
2-6-SEA 37	(6:47) (Shotgun) R.Wilson pass deep left to T.Lockett for 63 yards, TOUCHDOWN [K.Byard].	P5
	J.Myers extra point is GOOD, Center-T.Ott, Holder-M.Dickson.	

TEN 6 SEA 10, 3 plays, 83 yards, 1:44 drive, 8:26 elapsed

J.Myers kicks 63 yards from SEA 35 to TEN 2. C.Rogers to TEN 16 for 14 yards (R.Neal).

Tennessee Titans at 6:34, (1st play from scrimmage 6:30)

1-10-TEN 16	(6:30) D.Henry left guard to TEN 18 for 2 yards (B.Wagner, J.Brooks). TEN-R.Saffold was injured during the play.	
2-8-TEN 18	(5:55) R.Tannehill sacked at TEN 9 for -9 yards (A.Robinson). FUMBLES (A.Robinson) [A.Robinson], RECOVERED by SEA-K.Hyder at TEN 6.	

Seattle Seahawks at 5:48

1-6-TEN 6	(5:48) C.Carson left end pushed ob at TEN 2 for 4 yards (R.Evans).	
2-2-TEN 2	(5:24) (No Huddle, Shotgun) C.Carson up the middle for 2 yards, TOUCHDOWN.	R6
	PENALTY on SEA-G.Jackson, Unsportsmanlike Conduct, 15 yards, enforced between downs.	
	J.Myers extra point is GOOD, Center-T.Ott, Holder-M.Dickson.	

TEN 6 SEA 17, 2 plays, 6 yards, 0:28 drive, 9:40 elapsed

J.Myers kicks 68 yards from SEA 20 to TEN 12. C.Rogers to TEN 31 for 19 yards (D.Dallas; C.Barton).

Tennessee Titans at 5:20, (1st play from scrimmage 5:12)

1-10-TEN 31	(5:12) D.Henry right guard to TEN 35 for 4 yards (J.Adams).	
2-6-TEN 35	(4:35) R.Tannehill pass short left to D.Henry to 50 for 15 yards (Q.Diggs).	P7
<u>1-10-50</u>	(3:51) R.Tannehill pass short left to J.Jones to SEA 31 for 19 yards (T.Flowers, J.Brooks).	P8
<u>1-10-SEA 31</u>	(3:04) D.Henry left tackle to SEA 23 for 8 yards (D.Reed, Q.Diggs).	
2-2-SEA 23	(2:24) R.Tannehill pass incomplete deep right to N.Westbrook-Ikhine.	
	PENALTY on SEA-R.Nkemdiche, Roughing the Passer, 12 yards, enforced at SEA 23 - No Play.	X9
<u>1-10-SEA 11</u>	(2:19) D.Henry up the middle to SEA 7 for 4 yards (R.Nkemdiche, B.Wagner).	

Two-Minute Warning

2-6-SEA 7	(2:00) D.Henry up the middle to SEA 6 for 1 yard (P.Ford; A.Woods).	
3-5-SEA 6	(1:15) (Shotgun) R.Tannehill pass short left to J.Jones for 6 yards, TOUCHDOWN [P.Ford]. The Replay Official reviewed the pass completion ruling, and the play was REVERSED.	

Tennessee Titans vs Seattle Seahawks at Lumen Field

(Shotgun) R.Tannehill pass incomplete short left to J.Jones [P.Ford].

4-5-SEA 6 (1:09) R.Bullock 24 yard field goal is GOOD, Center-M.Cox, Holder-B.Kern.

TEN 9 SEA 17, 8 plays, 63 yards, 1 penalty, 4:15 drive, 13:55 elapsed

R.Bullock kicks 65 yards from TEN 35 to end zone, Touchback.

Seattle Seahawks at 1:05

1-10-SEA 25 (1:05) (Shotgun) R.Wilson pass short right to T.Homer ran ob at SEA 36 for 11 yards (C.Jackson). P7

1-10-SEA 36 (:59) (No Huddle, Shotgun) R.Wilson pass short right to T.Lockett ran ob at SEA 44 for 8 yards (J.Jenkins).

2-2-SEA 44 (:56) (No Huddle, Shotgun) R.Wilson pass short left to F.Swain ran ob at TEN 44 for 12 yards (C.Jackson). P8

Timeout #1 by TEN at 00:51.

1-10-TEN 44 (:51) (Shotgun) R.Wilson pass short left to D.Metcalf ran ob at TEN 36 for 8 yards.

2-2-TEN 36 (:48) (No Huddle, Shotgun) A.Collins up the middle to TEN 11 for 25 yards (B.McDougald). R9

1-10-TEN 11 (:29) (No Huddle, Shotgun) R.Wilson pass incomplete short left to D.Metcalf.

2-10-TEN 11 (:25) (Shotgun) R.Wilson pass incomplete short right to T.Lockett [O.Adeniyi].

PENALTY on TEN-C.Jackson, Defensive Pass Interference, 10 yards, enforced at TEN 11 - No Play. X10

Timeout #2 by TEN at 00:21.

1-1-TEN 1 (:21) (Shotgun) C.Carson up the middle for 1 yard, TOUCHDOWN. R11

J.Myers extra point is GOOD, Center-T.Ott, Holder-M.Dickson.

TEN 9 SEA 24, 7 plays, 75 yards, 1 penalty, 0:48 drive, 14:43 elapsed

J.Myers kicks 51 yards from SEA 35 to TEN 14. C.Rogers to TEN 27 for 13 yards (N.Bellore).

Tennessee Titans at 0:17, (1st play from scrimmage 0:12)

1-10-TEN 27 (:12) R.Tannehill kneels to TEN 26 for -1 yards.

END OF QUARTER

	Score	Time Poss	First Downs				Efficiencies	
			R	P	X	T	3 Down	4 Down
Tennessee Titans	9	9:47	0	4	1	5	0/2	0/0
Seattle Seahawks	24	5:13	3	4	2	9	0/2	0/0

Third Quarter

9/19/2021

Play By Play

TEN elects to Receive, and SEA elects to defend the South goal.

J.Myers kicks 64 yards from SEA 35 to TEN 1. C.Rogers to TEN 20 for 19 yards (N.Bellore; D.Taylor).

Tennessee Titans at 15:00, (1st play from scrimmage 14:55)

1-10-TEN 20	(14:55) D.Henry right end to TEN 31 for 11 yards (B.Wagner, D.Reed).	R10
<u>1-10-TEN 31</u>	(14:18) D.Henry right guard to TEN 34 for 3 yards (Q.Diggs). TEN-R.Saffold was injured during the play. His return is Questionable.	
2-7-TEN 34	(13:46) (Shotgun) R.Tannehill pass short middle to M.Pruitt to TEN 40 for 6 yards (B.Wagner).	
3-1-TEN 40	(13:15) (Shotgun) D.Henry up the middle to TEN 44 for 4 yards (J.Adams).	R11
<u>1-10-TEN 44</u>	(12:31) R.Tannehill pass short left to A.Brown to SEA 41 for 15 yards (T.Flowers).	P12
<u>1-10-SEA 41</u>	(11:54) D.Henry right guard to SEA 43 for -2 yards (K.Hyder, A.Woods).	
2-12-SEA 43	(11:14) (Shotgun) R.Tannehill pass short middle to M.Pruitt pushed ob at SEA 28 for 15 yards (J.Brooks).	P13
	PENALTY on SEA-J.Brooks, Unnecessary Roughness, 14 yards, enforced at SEA 28.	X14
<u>1-10-SEA 14</u>	(10:50) (Shotgun) R.Tannehill pass incomplete short middle to M.Pruitt (J.Adams).	
	PENALTY on SEA-C.Barton, Defensive Holding, 5 yards, enforced at SEA 14 - No Play.	X15
<u>1-9-SEA 9</u>	(10:46) D.Henry right guard for 9 yards, TOUCHDOWN.	R16
	R.Bullock extra point is GOOD, Center-M.Cox, Holder-B.Kern.	

TEN 16 SEA 24, 8 plays, 80 yards, 2 penalties, 4:23 drive, 4:23 elapsed

R.Bullock kicks 61 yards from TEN 35 to SEA 4. D.Dallas to SEA 11 for 7 yards (N.Westbrook-Ikhine; R.McMath).

Seattle Seahawks at 10:37, (1st play from scrimmage 10:30)

1-10-SEA 11	(10:30) C.Carson right guard to SEA 19 for 8 yards (D.Long; C.Jackson).	
2-2-SEA 19	(10:02) (Shotgun) R.Wilson pass short left to T.Lockett to SEA 20 for 1 yard (C.Jackson).	
3-1-SEA 20	(9:25) C.Carson left end pushed ob at SEA 21 for 1 yard (D.Cruikshank).	R12
<u>1-10-SEA 21</u>	(8:59) (No Huddle, Shotgun) R.Wilson pass short middle to D.Metcalf to SEA 35 for 14 yards (J.Jenkins).	P13
<u>1-10-SEA 35</u>	(8:26) (No Huddle, Shotgun) R.Wilson pass short right to T.Lockett ran ob at SEA 45 for 10 yards.	P14
<u>1-10-SEA 45</u>	(7:46) R.Wilson up the middle to SEA 42 for -3 yards (L.Murchison).	
2-13-SEA 42	(7:03) R.Wilson pass short right to T.Lockett pushed ob at TEN 47 for 11 yards (J.Jenkins).	
	Timeout #1 by SEA at 06:22.	
3-2-TEN 47	(6:22) C.Carson right tackle to TEN 48 for -1 yards (D.Long, T.Tart).	
4-3-TEN 48	(5:49) M.Dickson punts 40 yards to TEN 8, Center-T.Ott, fair catch by C.Rogers.	

Tennessee Titans at 5:41

1-10-TEN 8	(5:41) D.Henry right guard to TEN 10 for 2 yards (A.Woods).	
2-8-TEN 10	(4:58) (Shotgun) R.Tannehill pass deep middle to M.Pruitt to TEN 32 for 22 yards (Q.Diggs; J.Adams).	P17
<u>1-10-TEN 32</u>	(4:12) (Shotgun) R.Tannehill pass short left to D.Henry to TEN 44 for 12 yards (B.Wagner).	P18
<u>1-10-TEN 44</u>	(3:36) (Shotgun) D.Henry up the middle to 50 for 6 yards (R.Nkemdiche).	
2-4-50	(3:01) D.Henry right tackle to SEA 43 for 7 yards (Q.Diggs, D.Reed).	R19
<u>1-10-SEA 43</u>	(2:14) R.Tannehill pass incomplete short middle to A.Brown.	
2-10-SEA 43	(2:10) (Shotgun) R.Tannehill pass incomplete short left to J.Jones.	
3-10-SEA 43	(2:05) (No Huddle, Shotgun) R.Tannehill pass short middle to C.Rogers to SEA 31 for 12 yards (B.Wagner; C.Barton).	P20
<u>1-10-SEA 31</u>	(1:26) D.Henry up the middle to SEA 31 for no gain (R.Green, R.Nkemdiche).	
2-10-SEA 31	(:44) (Shotgun) R.Tannehill pass short middle to G.Swaim to SEA 26 for 5 yards (B.Wagner).	
3-5-SEA 26	(:07) (No Huddle, Shotgun) R.Tannehill pass incomplete short left [K.Hyder].	
4-5-SEA 26	(:01) R.Bullock 44 yard field goal is No Good, Wide Right, Center-M.Cox, Holder-B.Kern.	

END OF QUARTER

	Score	Time Poss	First Downs				Efficiencies	
			R	P	X	T	3 Down	4 Down
Tennessee Titans	16	10:04	4	5	2	11	2/3	0/0
Seattle Seahawks	24	4:56	1	2	0	3	1/2	0/0

Fourth Quarter

9/19/2021

Play By Play

Seattle Seahawks continued.

Seattle Seahawks at 15:00

- 1-10-SEA 34 (15:00) R.Wilson pass short left to C.Carson pushed ob at SEA 36 for 2 yards (K.Byard).
PENALTY on SEA-D.Metcalf, Offensive Pass Interference, 10 yards, enforced at SEA 34 - No Play.
Penalty on SEA-D.Metcalf, Offensive Holding, declined.
- 1-20-SEA 24 (14:31) (Shotgun) R.Wilson pass short left to F.Swain to SEA 25 for 1 yard (C.Jackson).
- 2-19-SEA 25 (13:55) (Shotgun) R.Wilson pass short middle to T.Lockett to SEA 32 for 7 yards (D.Long).
- 3-12-SEA 32 (13:16) (Shotgun) R.Wilson pass deep left to F.Swain for 68 yards, TOUCHDOWN.
J.Myers extra point is No Good, Hit Right Upright, Center-T.Ott, Holder-M.Dickson.

P15

TEN 16 SEA 30, 3 plays, 66 yards, 1:54 drive, 1:54 elapsed

J.Myers kicks 65 yards from SEA 35 to end zone, Touchback.

Tennessee Titans at 13:06

- 1-10-TEN 25 (13:06) R.Tannehill pass short middle to A.Brown to TEN 40 for 15 yards (Q.Diggs, J.Brooks).
- 1-10-TEN 40 (12:30) D.Henry left end for 60 yards, TOUCHDOWN.
R.Bullock extra point is GOOD, Center-M.Cox, Holder-B.Kern.

P21

R22

TEN 23 SEA 30, 2 plays, 75 yards, 0:49 drive, 2:43 elapsed

R.Bullock kicks 65 yards from TEN 35 to end zone, Touchback.

Seattle Seahawks at 12:17

- 1-10-SEA 25 (12:17) F.Swain right end pushed ob at SEA 30 for 5 yards (D.Cruikshank).
- 2-5-SEA 30 (11:47) R.Wilson pass short left to G.Everett to SEA 33 for 3 yards (K.Byard, J.Jenkins).
- 3-2-SEA 33 (11:03) (Shotgun) R.Wilson pass incomplete deep left to D.Metcalf (K.Fulton).
- 4-2-SEA 33 (10:57) M.Dickson punts 59 yards to TEN 8, Center-T.Ott. C.Rogers pushed ob at TEN 18 for 10 yards (D.Dallas).

Tennessee Titans at 10:43

- 1-10-TEN 18 (10:43) D.Henry right tackle to TEN 21 for 3 yards (A.Woods).
- 2-7-TEN 21 (10:10) D.Henry right tackle to TEN 27 for 6 yards (D.Reed).
- 3-1-TEN 27 (9:35) (No Huddle) R.Tannehill up the middle to TEN 29 for 2 yards (P.Ford).
- 1-10-TEN 29 (8:54) R.Tannehill pass incomplete short left to A.Brown.
- 2-10-TEN 29 (8:50) (Shotgun) R.Tannehill scrambles right guard to TEN 48 for 19 yards (U.Amadi).
- 1-10-TEN 48 (8:08) (Shotgun) R.Tannehill pass incomplete deep right to A.Brown.
PENALTY on SEA-D.Reed, Taunting, 15 yards, enforced at TEN 48.
- 1-10-SEA 37 (8:00) D.Henry right tackle to SEA 37 for no gain (B.Mayowa, R.Green).
- 2-10-SEA 37 (7:20) (Shotgun) R.Tannehill sacked at SEA 45 for -8 yards (A.Woods).
- 3-18-SEA 45 (6:34) (Shotgun) R.Tannehill pass short right to J.Jones to SEA 29 for 16 yards (D.Reed, J.Adams).
- 4-2-SEA 29 (5:52) (No Huddle, Shotgun) R.Tannehill pass incomplete short right to T.Hudson [K.Hyder].

R23

R24

X25

Seattle Seahawks at 5:46

- 1-10-SEA 30 (5:46) Ball officially placed at the SEA 30 to start next drive. (Shotgun) C.Carson right tackle to SEA 32 for 2 yards (H.Landry, D.Long).
- 2-8-SEA 32 (5:12) (Shotgun) R.Wilson pass incomplete short right to T.Lockett.
- 3-8-SEA 32 (5:08) (Shotgun) R.Wilson pass short left to D.Metcalf to SEA 39 for 7 yards (H.Landry; K.Byard).
- 4-1-SEA 39 (4:24) (Run formation) PENALTY on SEA-D.Lewis, False Start, 4 yards, enforced at SEA 39 - No Play.
- 4-5-SEA 35 (4:24) M.Dickson punts 46 yards to TEN 19, Center-T.Ott. C.Rogers to TEN 32 for 13 yards (N.Bellore).

Tennessee Titans at 4:13

- 1-10-TEN 32 (4:13) D.Henry right guard to TEN 37 for 5 yards (B.Mayowa; J.Brooks).
PENALTY on TEN-B.Jones, Offensive Holding, 10 yards, enforced at TEN 32 - No Play.
- 1-20-TEN 22 (4:08) (Shotgun) R.Tannehill pass short right to J.Jones to TEN 32 for 10 yards (D.Reed; J.Brooks).
- 2-10-TEN 32 (3:40) (No Huddle, Shotgun) R.Tannehill pass short left to D.Henry to TEN 46 for 14 yards (B.Wagner).
- 1-10-TEN 46 (3:08) (No Huddle, Shotgun) R.Tannehill pass short middle to D.Henry to 50 for 4 yards (B.Wagner).
- 2-6-50 (2:42) (No Huddle, Shotgun) R.Tannehill pass short middle to J.McNichols to SEA 41 for 9 yards (B.Wagner).
- 1-10-SEA 41 (2:21) (No Huddle, Shotgun) J.McNichols right guard to SEA 38 for 3 yards (K.Hyder).
- 2-7-SEA 38 (2:01) (No Huddle, Shotgun) R.Tannehill pass short middle to J.McNichols to SEA 26 for 12 yards (J.Brooks, B.Wagner).

P26

P27

P28

Two-Minute Warning

- 1-10-SEA 26 (1:54) D.Henry left guard to SEA 18 for 8 yards (J.Brooks; Q.Diggs).

Tennessee Titans vs Seattle Seahawks at Lumen Field

- 2-2-SEA 18 (1:35) (No Huddle, Shotgun) D.Henry right guard to SEA 14 for 4 yards (L.Collier; R.Nkemdiche). R29
- 1-10-SEA 14 (1:06) (No Huddle, Shotgun) R.Tannehill pass short middle to D.Henry to SEA 10 for 4 yards (J.Adams).
- 2-6-SEA 10 (:42) (No Huddle, Shotgun) R.Tannehill pass short middle to J.McNichols to SEA 5 for 5 yards (J.Adams).
Timeout #1 by TEN at 00:34.
- 3-1-SEA 5 (:34) (Shotgun) D.Henry left guard for 5 yards, TOUCHDOWN. R30
The Replay Official reviewed the runner broke the plane ruling, and the play was REVERSED.
(Shotgun) D.Henry left guard to SEA 1 for 4 yards (K.Hyder; J.Brooks).
Timeout #2 by TEN at 00:32. Avoid clock run-off
- 1-1-SEA 1 (:32) (Shotgun) D.Henry right guard for 1 yard, TOUCHDOWN. R31
R.Bullock extra point is GOOD, Center-M.Cox, Holder-B.Kern.

TEN 30 SEA 30, 12 plays, 68 yards, 3:44 drive, 14:31 elapsed

R.Bullock kicks 55 yards from TEN 35 to SEA 10. D.Dallas to SEA 28 for 18 yards (O.Adeniyi).

Seattle Seahawks at 0:29, (1st play from scrimmage 0:24)

- 1-10-SEA 28 (:24) (Shotgun) R.Wilson pass short left to T.Homer to SEA 31 for 3 yards (K.Fulton).
Timeout #2 by SEA at 00:17.
- 2-7-SEA 31 (:17) (Shotgun) R.Wilson pass incomplete short right to G.Everett [B.Dupree]. SEA-B.Shell was injured during the play.
Timeout #3 by SEA at 00:10. Required due to injury.
- 3-7-SEA 31 (:10) (Shotgun) R.Wilson scrambles right end pushed ob at SEA 43 for 12 yards (H.Landry). R16
Timeout #3 by TEN at 00:02.
- 1-10-SEA 43 (:02) (Shotgun) R.Wilson pass short left to T.Lockett pushed ob at TEN 30 for 27 yards (C.Jackson). P17

END OF QUARTER

	Score	Time Poss	First Downs				Efficiencies	
			R	P	X	T	3 Down	4 Down
Tennessee Titans	30	9:30	6	4	1	11	2/3	0/1
Seattle Seahawks	30	5:30	1	2	0	3	2/4	0/0

Overtime

9/19/2021

Play By Play

TEN wins toss, elects to Receive, and SEA elects to defend the South goal.

J.Myers kicks 63 yards from SEA 35 to TEN 2. C.Rogers to TEN 18 for 16 yards (C.Barton).

Tennessee Titans at 10:00, (1st play from scrimmage 9:54)

- 1-10-TEN 18 (9:54) R.Tannehill pass short middle to D.Henry to TEN 24 for 6 yards (B.Wagner).
- 2-4-TEN 24 (9:27) (No Huddle) D.Henry left guard to TEN 24 for no gain (B.Wagner, R.Nkemdiche).
- 3-4-TEN 24 (8:42) (No Huddle, Shotgun) R.Tannehill pass incomplete short middle to C.Rogers.
- PENALTY on SEA-J.Adams, Roughing the Passer, 15 yards, enforced at TEN 24 - No Play.
- 1-10-TEN 39 (8:38) PENALTY on TEN-A.Brewer, False Start, 5 yards, enforced at TEN 39 - No Play.
- 1-15-TEN 34 (8:38) R.Tannehill pass incomplete deep right to A.Brown (U.Amadi).
- 2-15-TEN 34 (8:33) (Shotgun) R.Tannehill pass incomplete short right to C.Rogers.
- 3-15-TEN 34 (8:30) (Shotgun) R.Tannehill pass incomplete short right to C.Rogers.
- 4-15-TEN 34 (8:25) B.Kern punts 53 yards to SEA 13, Center-M.Cox, fair catch by F.Swain.

X32

Seattle Seahawks at 8:19

- 1-10-SEA 13 (8:19) R.Wilson pass incomplete deep left to T.Lockett.
- 2-10-SEA 13 (8:13) (Shotgun) R.Wilson pass incomplete deep left to D.Metcalf.
- 3-10-SEA 13 (8:08) (Shotgun) R.Wilson sacked at SEA 1 for -12 yards (O.Adeniyi).
- 4-22-SEA 1 (7:28) M.Dickson punts 47 yards to SEA 48, Center-T.Ott. C.Rogers to SEA 39 for 9 yards (J.Rhattigan).

Tennessee Titans at 7:19

- 1-10-SEA 39 (7:19) D.Henry left end to SEA 27 for 12 yards (B.Wagner).
- 1-10-SEA 27 (6:42) D.Henry right guard to SEA 23 for 4 yards (D.Reed).
- 2-6-SEA 23 (6:08) D.Henry right end to SEA 22 for 1 yard (B.Wagner).
- 3-5-SEA 22 (5:27) (Shotgun) D.Henry left end to SEA 18 for 4 yards (B.Wagner; T.Flowers).
- 4-1-SEA 18 (4:50) R.Bullock 36 yard field goal is GOOD, Center-M.Cox, Holder-B.Kern.

R33

TEN 33 SEA 30, 5 plays, 21 yards, 2:34 drive, 5:15 elapsed

END OF QUARTER

	Score	Time Poss	First Downs				Efficiencies	
			R	P	X	T	3 Down	4 Down
Tennessee Titans	33	4:15	1	0	1	2	0/2	0/0
Seattle Seahawks	30	1:00	0	0	0	0	0/1	0/0

Miscellaneous Statistics Report

Tennessee Titans vs Seattle Seahawks
9/19/2021 at Lumen Field

Ten Longest Plays for Tennessee Titans

Yards	Qtr	Play Start	Play Description
60	4	1-10-TEN 40	(12:30) D.Henry left end for 60 yards, TOUCHDOWN.
51	2	2-6-TEN 24	(12:10) R.Tannehill pass deep middle to J.Jones to SEA 25 for 51 yards (T.Flowers).
29	3	2-12-SEA 43	(11:14) (Shotgun) R.Tannehill pass short middle to M.Pruitt pushed ob at SEA 28 for 15 yards (J.Brooks). PENALTY on SEA-J.Brooks, Unnecessary Roughness, 14 yards, enforced at SEA 28.
22	3	2-8-TEN 10	(4:58) (Shotgun) R.Tannehill pass deep middle to M.Pruitt to TEN 32 for 22 yards (Q.Diggs; J.Adams).
19	2	1-10-50	(3:51) R.Tannehill pass short left to J.Jones to SEA 31 for 19 yards (T.Flowers, J.Brooks).
19	4	2-10-TEN 29	(8:50) (Shotgun) R.Tannehill scrambles right guard to TEN 48 for 19 yards (U.Amadi).
17	1	3-5-SEA 33	(4:09) (No Huddle, Shotgun) R.Tannehill pass deep left to J.Jones to SEA 16 for 17 yards (T.Flowers).
16	4	3-18-SEA 45	(6:34) (Shotgun) R.Tannehill pass short right to J.Jones to SEA 29 for 16 yards (D.Reed, J.Adams).
15	2	1-10-SEA 25	(11:27) (No Huddle) R.Tannehill pass short right to J.Jones to SEA 10 for 15 yards (B.Wagner).
15	2	2-6-TEN 35	(4:35) R.Tannehill pass short left to D.Henry to 50 for 15 yards (Q.Diggs).

Ten Longest Plays for Seattle Seahawks

Yards	Qtr	Play Start	Play Description
68	4	3-12-SEA 32	(13:16) (Shotgun) R.Wilson pass deep left to F.Swain for 68 yards, TOUCHDOWN.
63	2	2-6-SEA 37	(6:47) (Shotgun) R.Wilson pass deep left to T.Lockett for 63 yards, TOUCHDOWN [K.Byard].
51	1	1-10-SEA 30	(11:23) R.Wilson pass deep left to T.Lockett to TEN 19 for 51 yards (B.McDougald).
27	4	1-10-SEA 43	(:02) (Shotgun) R.Wilson pass short left to T.Lockett pushed ob at TEN 30 for 27 yards (C.Jackson).
25	2	2-2-TEN 36	(:48) (No Huddle, Shotgun) A.Collins up the middle to TEN 11 for 25 yards (B.McDougald).
16	2	1-10-SEA 17	(8:10) (Shotgun) R.Wilson pass short middle to D.Metcalf to SEA 33 for 16 yards (E.Molden; R.Evans).
14	3	1-10-SEA 21	(8:59) (No Huddle, Shotgun) R.Wilson pass short middle to D.Metcalf to SEA 35 for 14 yards (J.Jenkins).
12	2	2-2-SEA 44	(:56) (No Huddle, Shotgun) R.Wilson pass short left to F.Swain ran ob at TEN 44 for 12 yards (C.Jackson).
12	4	3-7-SEA 31	(:10) (Shotgun) R.Wilson scrambles right end pushed ob at SEA 43 for 12 yards (H.Landry).
11	2	1-10-SEA 25	(1:05) (Shotgun) R.Wilson pass short right to T.Homer ran ob at SEA 36 for 11 yards (C.Jackson).

Touchdown Scoring Information

		Offense	Defense	Special Teams
VISITOR	Tennessee Titans	3	0	0
HOME	Seattle Seahawks	4	0	0

Player Scoring Information

Club	Player	TD	Rush TD	Rec TD	KO TD	Punt TD	Int TD	Fum TD	Misc TD	FG	XP	2Pt Rush	2Pt Rec	Sfty	Points
TEN	D.Henry	0	3	0	0	0	0	0	0	0	0	0	0	0	18
TEN	R.Bullock	0	0	0	0	0	0	0	0	4	3	0	0	0	15
SEA	C.Carson	0	2	0	0	0	0	0	0	0	0	0	0	0	12
SEA	T.Lockett	0	0	1	0	0	0	0	0	0	0	0	0	0	6
SEA	F.Swain	0	0	1	0	0	0	0	0	0	0	0	0	0	6
SEA	J.Myers	0	0	0	0	0	0	0	0	1	3	0	0	0	6

Possession Detail

	First Half		Second Half		Game	
	Visitor	Home	Visitor	Home	Visitor	Home
Largest Lead	3	15	3	14	3	15
Drives Leading	0	2	0	4	0	6
Time of Possession Leading	0:00	1:16	0:00	9:57	0:00	11:13
Largest Deficit	-15	-3	-14	-3	-15	-3
Drives Trailing	4	1	5	0	9	1
Time of Possession Trailing	11:58	1:44	19:34	0:00	31:32	1:44
Times Score Tied Up		1		1		2
Lead Changes		3		1		4

Playtime Percentage

Percent of playtime per player on offense, defense and special teams (Unofficial)

Tennessee Titans

Seattle Seahawks

		Tennessee Titans				Seattle Seahawks								
		Offense	Defense	Special Teams				Offense	Defense	Special Teams				
D Quessenberry	G	88	100%		8	22%	G Jackson	G	54	100%	5	14%		
N Davis	G	88	100%		8	22%	K Fuller	G	54	100%				
T Sambrailo	T	88	100%		8	22%	D Brown	T	54	100%				
R Tannehill	QB	88	100%				R Wilson	QB	54	100%				
B Jones	C	88	100%				D Metcalf	WR	51	94%				
A Brown	WR	74	84%	1	2%		T Lockett	WR	50	93%				
D Henry	RB	67	76%				B Shell	T	49	91%	5	14%		
J Jones	WR	66	75%				D Lewis	G	45	83%	5	14%		
G Swaim	TE	64	73%		17	47%	G Everett	TE	43	80%				
M Pruitt	TE	55	62%		17	47%	F Swain	WR	41	76%	9	25%		
A Brewer	C	54	61%		5	14%	C Carson	RB	34	63%				
C Rogers	WR	38	43%		14	39%	W Dissly	TE	26	48%	13	36%		
R Saffold	G	34	39%		3	8%	T Homer	RB	14	26%	23	64%		
T Hudson	TE	21	24%		7	19%	J Jones	T	14	26%	5	14%		
J McNichols	RB	21	24%		2	6%	A Collins	RB	6	11%				
N Westbrook-Ikhine	WR	16	18%		17	47%	P Hart	WR	3	6%	9	25%		
J Reynolds	WR	11	12%				N Bellore	FB	2	4%	20	56%		
K Blasingame	FB	6	7%		10	28%	T Flowers	CB		88	100%	10	28%	
R McMath	WR	1	1%		19	53%	B Wagner	LB		88	100%	8	22%	
K Fulton	CB			54	100%		D Reed	CB		88	100%			
J Jenkins	CB			54	100%		J Adams	SS		88	100%			
K Byard	FS			54	100%		Q Diggs	FS		88	100%			
D Long	LB			53	98%		J Brooks	LB		72	82%	13	36%	
H Landry	LB			51	94%	4	11%	P Ford	NT		63	72%	8	22%
J Simmons	DT			45	83%	9	25%	A Woods	DT		60	68%	9	25%
B McDougald	SS			40	74%		B Mayowa	LB		57	65%			
B Dupree	LB			39	72%	9	25%	R Green	DE		56	64%	8	22%
C Jackson	CB			38	70%	20	56%	K Hyder	DE		51	58%	9	25%
D Autry	DE			37	69%	5	14%	R Nkemdiche	DT		36	41%		
D Cruikshank	SS			36	67%	27	75%	C Dunlap	LB		26	30%		
R Evans	LB			31	57%			D Taylor	DE		23	26%	20	56%
T Tart	DT			30	56%			U Amadi	FS		22	25%	20	56%
L Murchison	DT			14	26%	9	25%	L Collier	DE		20	23%	8	22%
E Molden	CB			9	17%	8	22%	A Robinson	DE		18	20%	2	6%
O Adeniyi	LB			3	6%	24	67%	M Blair	FS		13	15%	15	42%
B Borders	CB			2	4%	12	33%	C Barton	LB		11	12%	23	64%
M Farley	FS			1	2%	25	69%	R Neal	SS			31	86%	
R Weaver	LB			1	2%	14	39%	J Rhattigan	LB			23	64%	
A Rush	DT			1	2%	4	11%	D Dallas	RB			22	61%	
N Dzubnar	LB					28	78%	T Mabry	TE			15	42%	
R Bullock	K					15	42%	T Ott	LS			12	33%	
M Cox	LS					10	28%	M Dickson	P			12	33%	
B Kern	P					10	28%	J Myers	K			12	33%	
D Radunz	T					8	22%	S Jones	CB			10	28%	
K Lamm	T					8	22%							

M Sargent	RB	6	17%	J Curhan	T	5	14%
M Rice	LB	6	17%	D Shepley	C	5	14%
				B Austin	CB	2	6%

2021 TENNESSEE TITANS REGULAR SEASON STATISTICS

Won 1, Lost 1

Date	W-L	Score	OT	Opponent	Attendance
09/12	L	13-38		Arizona	67,216
09/19	W	33-30	OT	at Seattle	68,585
09/26				Indianapolis	
10/03				at N.Y. Jets	
10/10				at Jacksonville	
10/18				Buffalo	
10/24				Kansas City	
10/31				at Indianapolis	
11/07				at L.A. Rams	
11/14				New Orleans	
11/21				Houston	
11/28				at New England	
12/12				Jacksonville	
12/19				at Pittsburgh	
12/23				San Francisco	
01/02				Miami	
01/09				at Houston	

Statistic	Tenn.	Opp.
Total First Downs	50	39
Rushing	16	12
Passing	28	23
Penalty	6	4
3rd Down: Made/Att	11/28	11/25
3rd Down Pct.	39.3	44.0
4th Down: Made/Att	1/4	0/0
4th Down Pct.	25.0	0.0
Possession Avg.	33:09	26:51
Total Net Yards	780	813
Avg. Per Game	390.0	406.5
Total Plays	147	119
Avg. Per Play	5.3	6.8
Net Yards Rushing	298	213
Avg. Per Game	149.0	106.5
Total Rushes	62	51
Net Yards Passing	482	600
Avg. Per Game	241.0	300.0
Sacked/Yards Lost	9/83	5/32
Gross Yards	565	632
Att./Completions	76/49	63/43
Completion Pct.	64.5	68.3
Had Intercepted	1	1
Punts/Average	5/49.0	9/50.4
Net Punting Avg.	5/44.2	9/40.2
Penalties/Yards	12/102	18/159
Fumbles/Ball Lost	3/3	1/0
Touchdowns	5	9
Rushing	4	3
Passing	1	6
Returns	0	0

Score By Periods	Q1	Q2	Q3	Q4	OT	PTS
Team	3	12	14	14	3	46
Opponents	13	35	14	6	0	68

Scoring	TD	Rush	Rec	Ret	K-PAT	FG	S	PTS
Henry	3	3	0	0			0	18
Bullock	0	0	0	0	3/3	4/5	0	15
Santoso LG	0	0	0	0	1/2	2/2	0	7
A. Brown	1	0	1	0			0	6
Tannehill	1	1	0	0			0	6
Badgley	0	0	0	0	1/2	0/1	0	1
Team	5	4	1	0	4/5	4/6	0	46
Opponents	9	3	6	0	8/9	2/3	0	68

2-Pt Conv: TM 0-0, OPP 0-0

Sacks: Autry 1.5, Simmons 1.5, Adeniyi 1, Landry 1, **TM 5, OPP 9**

FUM/Lost: Tannehill 3/3

Passing	Att	Cmp	Yds	Cmp%	Yds/Att	TD	TD%	Int	Int%	Long	Sack/Lost	Rating
Tannehill	75	48	559	64.0	7.45	1	1.3	1	1.3	51	9/83	85.4
M. Farley	1	1	6	100.0	6.00	0	0.0	0	0.0	6	0/0	91.7
Team	76	49	565	64.5	7.43	1	1.3	1	1.3	51	9/83	85.7
Opponents	63	43	632	68.3	10.03	6	9.5	1	1.6	68t	5/32	125.9

Rushing	No.	Yds	Avg	Long	TD
Henry	52	240	4.6	60t	3
Tannehill	6	44	7.3	19	1
McNichols	3	12	4.0	8	0
Sargent	1	2	2.0	2	0
Team	62	298	4.8	60t	4
Opponents	51	213	4.2	25	3

Receiving	No.	Yds	Avg	Long	TD
Ju. Jones	9	157	17.4	51	0
Henry	9	74	8.2	15	0
A. Brown	7	92	13.1	19	1
Rogers	6	84	14.0	39	0
McNichols	6	50	8.3	12	0
Pruitt	3	43	14.3	22	0
Firkser	3	19	6.3	11	0
Westbrook-Ikhine	2	16	8.0	10	0
Swaim	2	10	5.0	5	0
Hudson	1	14	14.0	14	0
Hooker	1	6	6.0	6	0
Team	49	565	11.5	51	1
Opponents	43	632	14.7	68t	6

Interceptions	No.	Yds	Avg	Long	TD
Byard	1	12	12.0	12	0
Team	1	12	12.0	12	0
Opponents	1	0	0.0	0	0

Punting	No.	Yds	Avg	Net	TB	In	Lg	B
Kern	5	245	49.0	44.2	0	1	59	0
Team	5	245	49.0	44.2	0	1	59	0
Opponents	9	454	50.4	40.2	3	4	66	0

Punt Returns	Ret	FC	Yds	Avg	Long	TD
Rogers	3	2	32	10.7	13	0
Team	3	2	32	10.7	13	0
Opponents	2	1	24	12.0	13	0

Kickoff Returns	No.	Yds	Avg	Long	TD
Rogers	7	114	16.3	19	0
Team	7	114	16.3	19	0
Opponents	4	52	13.0	22	0

Field Goals	1-19	20-29	30-39	40-49	50+
Bullock	0/0	1/1	3/3	0/1	0/0
Santoso LG	0/0	2/2	0/0	0/0	0/0
Badgley	0/0	0/0	0/0	0/1	0/0
Team	0/0	1/1	3/3	0/2	0/0
Opponents	0/0	0/0	2/2	0/1	0/0

Bullock: ()(33G,30G,24G,44N,36G)

Santoso, Car.-Ten.: ()(22G,29G)

Santoso, Ten.: ()()

Badgley: (46N)()

TM: (46N)(33G,30G,24G,44N,36G)

OPP: (34G,43N)(31G)

TITANS STRIKE OIL WITH 25-16 VICTORY OVER THE COLTS

**BY JIM WYATT
TENNESSEE TITANS
SEPTEMBER 27, 2021**

NASHVILLE – To cap off Oilers Tribute Week, the Titans struck oil with a big win over the Colts.

With Oilers flags flying, and many of the franchise's legends from Houston watching on, the Titans beat the Colts 25-16 on Sunday before 67,914 fans at Nissan Stadium.

The win improved the Titans record to 2-1, while the Colts dropped to 0-3.

"Very important," Titans Coach Mike Vrabel said after the game. "Finally, got a little bit of momentum coming back here from Seattle, back at home, (in the) division. ... These games are difficult. These games are tough against Indianapolis. And give them a lot of credit, but I felt like our guys were better in the end."

Titans quarterback Ryan Tannehill completed 18-of-27 passes for 197 yards and three touchdowns in the contest, and he also made some big plays with his legs, rushing for 56 yards on five carries.

Titans running back Derrick Henry carried the ball 28 times for 113 yards, and once again he did some good work catching the football out of the backfield.

The Titans turned the ball over three times, which allowed the Colts to stay in it.

But the Titans were stingy on defense, holding Indianapolis to only one touchdown and to 3-of-12 (25 percent) on their third down attempts.

In the end, the banged-up Titans found a way to win.

"Most games in the NFL come down to the fourth quarter, that is just the reality," Tannehill said. "It is a very competitive league. We have to find a way and believe that we can find a way to win those tough games. Whether we are behind trying to go get the go-ahead score, or today where we are ahead and trying to tack on points to make it a two-score game again. We have a lot of confidence in each other. We talked about it, we realize these games are going to be tough battles. Finishing is huge, finishing every play, and finishing the game. It is something that is a pillar of our program, and we believe in it."

Vrabel was aggressive early, and late, and it paid off.

Facing a 4th and 4 from the Colts 41 midway through the first quarter, the Titans went for it, and got it on a 15-yard pass from Tannehill to receiver Julio Jones.

Four plays later, Tannehill connected with receiver Chester Rogers for a six-yard touchdown pass to give the Titans a 7-0 lead with 6:34 left in the first quarter. The score capped an 11-play, 71-yard drive.

"I got open quick, and scored, and it was a great feeling," said Rogers, a former Colt. "We knew we had to make plays."

The Colts tied the game at 7-7 on a nine-yard touchdown run by running back Nyheim Hines in the second quarter.

But the Titans answered back with an impressive, eight-play, 75-yard scoring drive, capping it off with an 18-yard scoring toss from Tannehill to receiver Nick Westbrook-Ikhine with 5:56 left in the second quarter to reclaim the lead 14-7.

"It's kind of sweet, my first one," Westbrook-Ikhine said of the touchdown. "I kind of blacked out once I got in the end zone a little bit, but it was great to score. I just wanted to hold on to the ball."

The Titans led 14-10 at the half as the Colts got on the board with a 43-yard field goal by kicker Rodrigo Blankenship, which followed another Titans turnover. The Colts got all 10 of their first half points off of interceptions by Tannehill, although the second one came on a pass that bounced off of Rodgers.

The Colts cut the lead to 14-13 in the third quarter on another Blankenship field goal, this one from 28 yards, to cap a 17-play, 66-yard drive.

Later, the Titans put together a mammoth five-play, 59-yard scoring drive in the fourth quarter, and capped it off with a 10-yard touchdown pass from Tannehill to running back Jeremy McNichols. A successful two-point try, thanks to a run by Henry, made it 22-13 Titans with 12:56 left.

A 22-yard field goal by Blankenship made it 22-16 Titans over Colts with 10:20 remaining.

But the Titans responded with a 14-play, 67-yard drive and capped it off with a 32-yard field goal by kicker Randy Bullock to take a 25-16 lead with 2:58 left.

And the Titans held on for the win.

"Not really worried about them," Henry said of the Colts. "It is what we need to do as a team, and come out, get a win against a divisional opponent, a tough opponent. Now sitting at 2-1, we've got some momentum going. We are going to watch film, make some corrections, get ready for next week and let that carry over and see where it takes us."

The Titans lost receiver A.J. Brown in the first quarter with a hamstring injury, and linebacker Bud Dupree was sidelined with a knee injury. Receiver Julio Jones also didn't play in the final stages of the contest, when the team also lost cornerback Kristian Fulton for a stretch.

The Titans travel to face the New York Jets next Sunday.

They'd like to keep things rolling. The Titans have now beaten the Colts three times in the last four games between the two AFC South teams.

"I wouldn't say getting over the hump," Titans safety Kevin Byard said. "I think it is just having a great gameplan first and foremost and just executing it. We understand what kind of team we are, especially at the end of that Seattle game, the second half. We kind of understood who we are and who are aren't. I think that we continue to plan to our strengths and kind of hide our weaknesses. If we don't give up big plays and make the team drive the ball, we feel like we can be pretty dominant. We just have to keep it going."

###

Week 3

National Football League Game Summary

NFL Copyright © 2021 by The National Football League. All rights reserved. This summary and play-by-play is for the express purpose of assisting media in their coverage of the game; any other use of this material is prohibited without the written permission of the National Football League.

Date: Sunday, 9/26/2021

Indianapolis Colts at Tennessee Titans
at Nissan Stadium, Nashville, TN

Start Time: 12:02 PM CDT

Game Day Weather

Game Weather: Sunny

Temp: 72° F (22.2° C) Humidity: 65%, Wind: SW 2 mph

Played Open Stadium on Turf: Grass

Outdoor Weather: Sunny,

Officials

Referee: Vinovich, Bill (52)
Line Judge: Perlman, Mark (9)
Back Judge: Russell, Jimmy (82)

Umpire: Michalek, Tony (115)
Field Judge: Blubaugh, Joe (57)
Replay Official: Butterworth, Mark (0)

Down Judge: Holt, Patrick (106)
Side Judge: Buchanan, Jimmy (86)

Lineups

Indianapolis Colts			Tennessee Titans				
Offense		Defense	Offense		Defense		
WR 1	P.Campbell	DE 51	K.Paye	WR 2	J.Jones	DL 96	D.Autry
TE 84	J.Doyle	NT 90	G.Stewart	TE 87	G.Swaim	NT 93	T.Tart
LT 79	E.Fisher	DT 99	D.Buckner	T 77	T.Lewan	DT 98	J.Simmons
LG 56	Q.Nelson	DE 97	A.Muhammad	LG 76	R.Saffold	DB 35	C.Jackson
C 78	R.Kelly	WLB 53	D.Leonard	C 60	B.Jones	ILB 51	D.Long
RG 64	M.Glowinski	MLB 58	B.Okereke	RG 64	N.Davis	ILB 54	R.Evans
RT 73	J.Davenport	CB 27	X.Rhodes	RT 72	D.Quessenberry	OLB 58	H.Landry
WR 14	Z.Pascal	CB 26	R.Ya-Sin	WR 11	A.Brown	CB 20	J.Jenkins
WR 11	M.Pittman	FS 32	J.Blackmon	QB 17	R.Tannehill	S 31	K.Byard
QB 2	C.Wentz	SS 37	K.Willis	RB 22	D.Henry	CB 26	K.Fulton
RB 28	J.Taylor	CB 23	K.Moore	WR 15	N.Westbrook-Ikhine	DB 29	D.Cruikshank

Substitutions

K 3 R.Blankenship, P 8 R.Sanchez, WR 12 D.Harris, WR 16 A.Dulin, RB 20 J.Wilkins, RB 21 N.Hines, S 30 G.Odom, CB 34 I.Rodgers, CB 38 T.Carrie, S 42 A.Sendejo, LB 44 Z.Franklin, LB 45 E.Speed, LS 46 L.Rhodes, LB 49 M.Adams, DE 52 B.Banogu, DE 57 K.Turay, G 62 C.Reed, G 63 D.Pinter, DT 66 C.Williams, T 69 M.Pryor, TE 81 M.Alie-Cox, TE 83 K.Granson, DT/DE 94 T.Lewis, DT 96 A.Woods

Did Not Play

QB 5 B.Hundley, QB 9 J.Eason

Not Active

WR 17 M.Strachan, RB 25 M.Mack, CB 33 T.Keyes, T/G 72 B.Smith, G 75 W.Fries, DE 91 I.Rochell, DT 95 T.Stallworth

Substitutions

P 6 B.Kern, WR 13 C.Batson, K 14 R.Bullock, S 21 M.Farley, CB 24 E.Molden, RB 28 J.McNichols, RB 38 M.Sargent, CB 39 B.Borders, FB 44 T.Carter, LS 46 M.Cox, LB 49 N.Dzubnar, LB 55 J.Brown, LB 56 M.Rice, G/C 62 A.Brewer, T 70 T.Sambrailo, T 71 K.Lamm, DT 78 W.Hamilton, WR 80 C.Rogers, WR 81 R.McMath, TE 85 M.Pruitt, TE 89 T.Hudson, DL 91 L.Murchison, OLB 92 O.Adeniyi, OLB 99 R.Weaver

Did Not Play

QB 5 L.Woodside, OLB 48 B.Dupree

Not Active

CB 3 C.Farley, WR 18 J.Reynolds, FB 41 K.Blasingame, OLB 50 D.Roberson, OL 75 D.Radunz, TE 86 A.Firkser, DT 90 N.Jones

Field Goals (made () & missed)

		(43)	(28)	(24)	51WR	R.Bullock	(32)		
		1	2	3	4	OT	Total		
VISITOR:	Indianapolis Colts	0	10	3	3	0	16		
HOME:	Tennessee Titans	7	7	0	11	0	25		

Scoring Plays

Team	Qtr	Time	Play Description (Extra Point) (Drive Info)	Visitor	Home
Titans	1	6:34	C.Rogers 6 yd. pass from R.Tannehill (R.Bullock kick) (11-71, 5:34)	0	7
Colts	2	10:19	N.Hines 9 yd. run (R.Blankenship kick) (9-53, 4:52)	7	7
Titans	2	5:56	N.Westbrook-Ikhine 18 yd. pass from R.Tannehill (R.Bullock kick) (8-75, 4:23)	7	14
Colts	2	0:00	R.Blankenship 43 yd. Field Goal (4-22, 0:49)	10	14
Colts	3	6:26	R.Blankenship 28 yd. Field Goal (17-66, 8:34)	13	14
Titans	4	12:56	J.McNichols 10 yd. pass from R.Tannehill (D.Henry run) (5-59, 2:24)	13	22
Colts	4	10:20	R.Blankenship 24 yd. Field Goal (7-70, 2:36)	16	22
Titans	4	2:58	R.Bullock 32 yd. Field Goal (14-67, 7:22)	16	25

Paid Attendance: 67,914

Time: 3:01

Final Individual Statistics

Indianapolis Colts

Tennessee Titans

RUSHING							RUSHING						
	ATT	YDS	AVG	LG	TD		ATT	YDS	AVG	LG	TD		
J.Taylor	10	64	6.4	23	0	D.Henry	28	113	4.0	19	0		
N.Hines	6	25	4.2	9	1	R.Tannehill	5	56	11.2	28	0		
M.Pittman	1	5	5.0	5	0	J.McNichols	2	6	3.0	5	0		
A.Dulin	1	-7	-7.0	-7	0	A.Brown	1	3	3.0	3	0		
						M.Sargent	1	2	2.0	2	0		
Total	18	87	4.8	23	1	Total	37	180	4.9	28	0		

PASSING									PASSING								
	ATT	CMP	YDS	SK/YD	TD	LG	IN	RT		ATT	CMP	YDS	SK/YD	TD	LG	IN	RT
C.Wentz	37	19	194	2/16	0	36	0	66.7	R.Tannehill	27	18	197	1/9	3	26	2	94.2
Total	37	19	194	2/16	0	36	0	66.7	Total	27	18	197	1/9	3	26	2	94.2

PASS RECEIVING							PASS RECEIVING						
	TAR	REC	YDS	AVG	LG	TD		TAR	REC	YDS	AVG	LG	TD
M.Pittman	12	6	68	11.3	18	0	N.Westbrook-Ikhine	4	4	53	13.3	18	1
N.Hines	6	5	54	10.8	36	0	J.Jones	4	3	47	15.7	25	0
Z.Pascal	7	2	31	15.5	27	0	D.Henry	3	3	31	10.3	14	0
M.Alie-Cox	2	2	14	7.0	11	0	G.Swaim	4	3	27	9.0	26	0
P.Campbell	4	2	9	4.5	5	0	C.Batson	1	1	13	13.0	13	0
J.Doyle	2	1	10	10.0	10	0	J.McNichols	2	1	10	10.0	10	1
J.Taylor	3	1	8	8.0	8	0	M.Pruitt	1	1	7	7.0	7	0
							C.Rogers	2	1	6	6.0	6	1
							T.Hudson	2	1	3	3.0	3	0
							A.Brown	2	0	0	0.0	0	0
							R.McMath	1	0	0	0.0	0	0
Total	36	19	194	10.2	36	0	Total	26	18	197	10.9	26	3

INTERCEPTIONS						INTERCEPTIONS					
	NO	YDS	AVG	LG	TD		NO	YDS	AVG	LG	TD
K.Moore	1	32	32.0	32	0						
D.Leonard	1	4	4.0	4	0						
Total	2	36	18.0	32	0	Total	0	0	0	0	0

PUNTING								PUNTING							
	NO	YDS	AVG	NET	TB	IN20	LG		NO	YDS	AVG	NET	TB	IN20	LG
R.Sanchez	4	197	49.3	38.3	0	1	56	B.Kern	1	42	42.0	42.0	0	0	42
Total	4	197	49.3	38.3	0	1	56	Total	1	42	42.0	42.0	0	0	42

PUNT RETURNS							PUNT RETURNS						
	NO	YDS	AVG	FC	LG	TD		NO	YDS	AVG	FC	LG	TD
[OUT OF BOUNDS]	1	0	0.0	0	0	0	C.Rogers	3	44	14.7	1	18	0
Total	0	0	0.0	0	0	0	Total	3	44	14.7	1	18	0

KICKOFF RETURNS							KICKOFF RETURNS						
	NO	YDS	AVG	FC	LG	TD		NO	YDS	AVG	FC	LG	TD
J.Wilkins	1	17	17.0	0	17	0	J.McNichols	2	31	15.5	0	16	0
I.Rodgers	1	16	16.0	0	16	0	[TOUCHBACK]	2	0	0.0	0	0	0
[TOUCHBACK]	3	0	0.0	0	0	0							
Total	2	33	16.5	0	17	0	Total	2	31	15.5	0	16	0

Indianapolis Colts

FUMBLES	FUM	LOST	OWN-REC	YDS	TD	FORCED	OPP-REC	YDS	TD	OUT-BDS
D.Leonard	1	0	1	0	0	0	0	0	0	0
R.Ya-Sin	0	0	0	0	0	1	1	13	0	0
Total	1	0	1	0	0	1	1	13	0	0

Tennessee Titans

FUMBLES	FUM	LOST	OWN-REC	YDS	TD	FORCED	OPP-REC	YDS	TD	OUT-BDS
N.Westbrook-Ikhine	1	1	0	0	0	0	0	0	0	0
D.Quessenberry	0	0	0	0	0	1	0	0	0	0
Total	1	1	0	0	0	1	0	0	0	0

Final Team Statistics

	Visitor Colts	Home Titans
TOTAL FIRST DOWNS	19	24
By Rushing	7	10
By Passing	8	11
By Penalty	4	3
THIRD DOWN EFFICIENCY	3-12-25.0%	6-12-50.0%
FOURTH DOWN EFFICIENCY	2-2-100.0%	1-1-100.0%
TOTAL NET YARDS	265	368
Total Offensive Plays (inc. times thrown passing)	57	65
Average gain per offensive play	4.6	5.7
NET YARDS RUSHING	87	180
Total Rushing Plays	18	37
Average gain per rushing play	4.8	4.9
Tackles for a loss-number and yards	2-8	2-2
NET YARDS PASSING	178	188
Times thrown - yards lost attempting to pass	2-16	1-9
Gross yards passing	194	197
PASS ATTEMPTS-COMPLETIONS-HAD INTERCEPTED	37-19-0	27-18-2
Avg gain per pass play (inc.# thrown passing)	4.6	6.7
KICKOFFS Number-In End Zone-Touchbacks	4-2-2	5-3-3
PUNTS Number and Average	4-49.3	1-42.0
Had Blocked	0	0
FGs - PATs Had Blocked	0-0	0-0
Net Punting Average	38.3	42.0
TOTAL RETURN YARDAGE (Not Including Kickoffs)	36	44
No. and Yards Punt Returns	0-0	3-44
No. and Yards Kickoff Returns	2-33	2-31
No. and Yards Interception Returns	2-36	0-0
PENALTIES Number and Yards	4-66	4-24
FUMBLES Number and Lost	1-0	1-1
TOUCHDOWNS	1	3
Rushing	1	0
Passing	0	3
EXTRA POINTS Made-Attempts	1-1	3-3
Kicking Made-Attempts	1-1	2-2
Rushing Made-Attempts	0-0	1-1
FIELD GOALS Made-Attempts	3-4	1-1
RED ZONE EFFICIENCY	1-3-33%	3-5-60%
GOAL TO GO EFFICIENCY	0-2-0%	2-2-100%
SAFETIES	0	0
FINAL SCORE	16	25
TIME OF POSSESSION	25:54	34:06

Ball Possession And Drive Chart

Indianapolis Colts

#	Time Recd	Time Lost	Time Poss	How Ball Obtained	Drive Began	# Play	Yds Gain	Yds Pen	Net Yds	1st Down	Last Scrm	How Given Up
1	13:10	12:08	1:02	Punt	IND 41	3	2	0	2	0	IND 43	Punt
2	6:34	4:39	1:55	Kickoff	IND 19	4	33	-10	23	1	IND 42	Punt
3	0:11	10:19	4:52	Interception	IND 47	9	53	0	53	4	* TEN 9	Touchdown
4	5:56	4:06	1:50	Kickoff	IND 30	3	-3	0	-3	0	IND 27	Punt
5	0:49	0:00	0:49	Interception	TEN 47	4	17	5	22	2	TEN 25	Field Goal
6	15:00	6:26	8:34	Kickoff	IND 25	17	57	9	66	5	* TEN 9	Field Goal
7	2:35	0:20	2:15	Fumble	IND 18	5	4	0	4	1	IND 22	Punt
8	12:56	10:20	2:36	Kickoff	IND 25	7	65	5	70	3	* TEN 5	Field Goal
9	2:58	0:57	2:01	Kickoff	IND 25	9	37	5	42	3	TEN 33	Missed FG

(283) Average IND 31

Tennessee Titans

#	Time Recd	Time Lost	Time Poss	How Ball Obtained	Drive Began	# Play	Yds Gain	Yds Pen	Net Yds	1st Down	Last Scrm	How Given Up
1	15:00	13:10	1:50	Kickoff	TEN 25	3	-8	0	-8	0	TEN 17	Punt
2	12:08	6:34	5:34	Punt	TEN 29	11	71	0	71	4	* IND 6	Touchdown
3	4:39	0:11	4:28	Punt	TEN 26	8	18	11	29	2	IND 45	Interception
4	10:19	5:56	4:23	Kickoff	TEN 25	8	75	0	75	4	* IND 18	Touchdown
5	4:06	0:49	3:17	Punt	TEN 17	8	57	0	57	3	IND 26	Interception
6	6:26	2:35	3:51	Kickoff	TEN 18	7	61	15	76	3	* IND 19	Fumble
7	0:20	12:56	2:24	Punt	TEN 41	5	29	30	59	3	* IND 10	Touchdown
8	10:20	2:58	7:22	Kickoff	TEN 19	14	67	0	67	5	* IND 14	Field Goal
9	0:57	0:00	0:57	Missed FG	TEN 41	2	-2	0	-2	0	TEN 40	End of Game

(241) Average TEN 27

* inside opponent's 20

Time of Possession by Quarter		1st	2nd	3rd	4th	OT	Total
Visitor	Indianapolis Colts	3:08	7:20	10:49	4:37		25:54
Home	Tennessee Titans	11:52	7:40	4:11	10:23		34:06
Kickoff Drive No.-Start Average		Colts: 5 - IND 25		Titans: 4 - TEN 22			

Final Defensive Statistics

Indianapolis Colts	Regular Defensive Plays											Special Teams					Misc				
	TKL	AST	COMB	SK	/ YDS	TFL	Q	IN	PD	FF	FR	TKL	AST	FF	FR	BL	TKL	AST	FF	FR	
J.Blackmon	11	0	11	0	0	0	0	0	0	0	0	0	0	0	0	0	0	0	0	0	0
B.Okereke	6	2	8	1	9	1	1	0	0	0	0	0	0	0	0	0	0	0	0	0	0
K.Moore	7	0	7	0	0	1	0	1	2	0	0	0	0	0	0	0	0	0	0	0	0
A.Muhammad	5	2	7	0	0	1	0	0	0	0	0	0	0	0	0	0	0	0	0	0	0
D.Leonard	3	3	6	0	0	0	0	1	1	0	1	0	0	0	0	0	0	0	0	0	0
K.Willis	5	0	5	0	0	0	0	0	0	0	0	0	0	0	0	0	0	0	0	0	0
G.Stewart	1	3	4	0	0	0	0	0	0	0	0	0	0	0	0	0	0	0	0	0	0
R.Ya-Sin	2	1	3	0	0	0	0	0	0	1	1	0	0	0	0	0	0	0	0	0	0
D.Buckner	1	2	3	0	0	0	1	0	0	0	0	0	0	0	0	0	0	0	0	0	0
T.Lewis	1	2	3	0	0	0	0	0	0	0	0	0	0	0	0	0	0	0	0	0	0
Z.Franklin	2	0	2	0	0	0	0	0	0	0	0	0	0	0	0	0	0	0	0	0	0
A.Woods	1	1	2	0	0	0	0	0	0	0	0	0	0	0	0	0	0	0	0	0	0
A.Sendejo	1	0	1	0	0	1	0	0	0	0	0	0	0	0	0	0	0	0	0	0	0
C.Williams	0	1	1	0	0	0	0	0	0	0	0	0	0	0	0	0	0	0	0	0	0
A.Dulin	0	0	0	0	0	0	0	0	0	0	0	2	0	0	0	0	0	0	0	0	0
G.Odum	0	0	0	0	0	0	0	0	0	0	0	1	0	0	0	0	0	0	0	0	0
J.Wilkins	0	0	0	0	0	0	0	0	0	0	0	1	0	0	0	0	0	0	0	0	0
E.Speed	0	0	0	0	0	0	0	0	0	0	0	1	0	0	0	0	0	0	0	0	0
Total	46	17	63	1	9	4	2	2	3	1	2	5	1	0	0	0	0	0	0	0	0

TKL = Tackle AST = Assist COMB = Combined QH=QB Hit IN = Interception PD = Pass Defense FF = Forced Fumble FR = Fumble Recovery

Tennessee Titans	Regular Defensive Plays											Special Teams					Misc				
	TKL	AST	COMB	SK	/ YDS	TFL	QH	IN	PD	FF	FR	TKL	AST	FF	FR	BL	TKL	AST	FF	FR	
D.Long	5	3	8	0	0	1	0	0	0	0	0	0	0	0	0	0	0	0	0	0	0
R.Evans	4	4	8	0	0	1	0	0	0	0	0	0	0	0	0	0	0	0	0	0	0
D.Cruikshank	4	2	6	0	0	0	0	0	0	0	0	0	0	0	0	0	0	0	0	0	0
K.Byard	4	1	5	0	0	0	0	0	1	0	0	0	0	0	0	0	0	0	0	0	0
O.Adeniyi	2	2	4	1.5	11	1	3	0	0	0	0	0	0	0	0	0	0	0	0	0	0
K.Fulton	2	2	4	0	0	0	0	0	1	0	0	0	0	0	0	0	0	0	0	0	0
J.Jenkins	2	2	4	0	0	0	0	0	1	0	0	0	0	0	0	0	0	0	0	0	0
H.Landry	1	3	4	0.5	5	0	5	0	0	0	0	0	0	0	0	0	0	0	0	0	0
J.Simmons	2	1	3	0	0	0	0	0	1	0	0	0	0	0	0	0	0	0	0	0	0
C.Jackson	2	0	2	0	0	0	0	0	0	0	0	0	0	0	0	0	0	0	0	0	0
R.Weaver	0	2	2	0	0	0	0	0	0	0	0	0	0	0	0	0	0	0	0	0	0
L.Murchison	1	0	1	0	0	0	0	0	0	0	0	0	0	0	0	0	0	0	0	0	0
E.Molden	1	0	1	0	0	0	0	0	0	0	0	0	0	0	0	0	0	0	0	0	0
J.Brown	0	1	1	0	0	0	0	0	0	0	0	0	0	0	0	0	0	0	0	0	0
T.Tart	0	1	1	0	0	0	0	0	0	0	0	0	0	0	0	0	0	0	0	0	0
D.Autry	0	0	0	0	0	0	2	0	0	0	0	0	0	0	0	0	0	0	0	0	0
B.Borders	0	0	0	0	0	0	0	0	1	0	0	0	0	0	0	0	0	0	0	0	0
M.Farley	0	0	0	0	0	0	0	0	0	0	0	1	0	0	0	0	0	0	0	0	0
N.Dzubnar	0	0	0	0	0	0	0	0	0	0	0	0	1	0	0	0	0	0	0	0	0
R.McMath	0	0	0	0	0	0	0	0	0	0	0	0	1	0	0	0	0	0	0	0	0
D.Quessenberry	0	0	0	0	0	0	0	0	0	0	0	0	0	0	0	0	2	0	1	0	0
J.Jones	0	0	0	0	0	0	0	0	0	0	0	0	0	0	0	0	1	0	0	0	0
R.Tannehill	0	0	0	0	0	0	0	0	0	0	0	0	0	0	0	0	1	0	0	0	0
Total	30	24	54	2	16	3	10	0	5	0	0	1	2	0	0	0	4	0	1	0	0

Play By Play

First Quarter

9/26/2021

IND wins the coin toss and elects to defer. TEN elects to Receive, and IND elects to defend the south goal.

R.Sanchez kicks 65 yards from IND 35 to end zone, Touchback.

Tennessee Titans at 15:00

- 1-10-TEN 25 (15:00) (Shotgun) R.Tannehill pass incomplete short left to A.Brown (K.Moore).
- 2-10-TEN 25 (14:56) D.Henry right tackle to TEN 26 for 1 yard (K.Moore, A.Muhammad).
- 3-9-TEN 26 (14:11) (Shotgun) R.Tannehill sacked at TEN 17 for -9 yards (B.Okereke).
- 4-18-TEN 17 (13:18) B.Kern punts 42 yards to IND 41, Center-M.Cox, out of bounds.

Indianapolis Colts at 13:10

- 1-10-IND 41 (13:10) (Shotgun) C.Wentz pass incomplete short left to J.Doyle.
- 2-10-IND 41 (13:07) (Shotgun) J.Taylor left tackle to IND 43 for 2 yards (J.Simmons; D.Long).
- 3-8-IND 43 (12:21) (Shotgun) C.Wentz pass incomplete short right to P.Campbell.
- 4-8-IND 43 (12:17) R.Sanchez punts 40 yards to TEN 17, Center-L.Rhodes. C.Rogers to TEN 29 for 12 yards (G.Odum, K.Willis).

Tennessee Titans at 12:08

- 1-10-TEN 29 (12:08) A.Brown left end to TEN 32 for 3 yards (D.Leonard).
- 2-7-TEN 32 (11:26) D.Henry left end to TEN 36 for 4 yards (G.Stewart; D.Leonard).
- 3-3-TEN 36 (10:46) (Shotgun) R.Tannehill scrambles left guard to IND 47 for 17 yards (K.Willis). R1
- 1-10-IND 47 (10:04) (Shotgun) R.Tannehill pass short left to D.Henry to IND 41 for 6 yards (K.Moore).
- 2-4-IND 41 (9:28) D.Henry left guard to IND 41 for no gain (A.Muhammad).
- 3-4-IND 41 (8:45) (Shotgun) R.Tannehill pass incomplete deep right to A.Brown.
- 4-4-IND 41 (8:40) (Shotgun) R.Tannehill pass short left to J.Jones pushed ob at IND 26 for 15 yards (J.Blackmon). P2
- 1-10-IND 26 (8:03) D.Henry left tackle to IND 7 for 19 yards (J.Blackmon). R3
- 1-7-IND 7 (7:21) (Shotgun) D.Henry up the middle to IND 6 for 1 yard (D.Leonard; G.Stewart).
- 2-6-IND 6 (6:43) (Shotgun) R.Tannehill pass incomplete short right.
- 3-6-IND 6 (6:38) (Shotgun) R.Tannehill pass short middle to C.Rogers for 6 yards, TOUCHDOWN. P4

R.Bullock extra point is GOOD, Center-M.Cox, Holder-B.Kern.

IND 0 TEN 7, 11 plays, 71 yards, 5:34 drive, 8:26 elapsed

R.Bullock kicks 62 yards from TEN 35 to IND 3. I.Rodgers to IND 19 for 16 yards (M.Farley).

Indianapolis Colts at 6:34, (1st play from scrimmage 6:28)

- 1-10-IND 19 (6:28) J.Taylor left tackle to IND 42 for 23 yards (D.Long; K.Fulton). R1
- 1-10-IND 42 (5:43) (Shotgun) C.Wentz pass incomplete short middle [H.Landry].
- PENALTY on IND-C.Wentz, Intentional Grounding, 10 yards, enforced at IND 42.
- 2-20-IND 32 (5:38) (Shotgun) C.Wentz pass short middle to J.Doyle to IND 42 for 10 yards (D.Cruikshank).
- 3-10-IND 42 (4:57) (Shotgun) C.Wentz pass incomplete short middle to M.Pittman (K.Fulton).
- 4-10-IND 42 (4:51) R.Sanchez punts 50 yards to TEN 8, Center-L.Rhodes. C.Rogers to TEN 26 for 18 yards (A.Dulin).

Tennessee Titans at 4:39

- 1-10-TEN 26 (4:39) (Shotgun) D.Henry up the middle to TEN 25 for -1 yards (K.Moore).
- 2-11-TEN 25 (4:00) (Shotgun) R.Tannehill pass short right to N.Westbrook-Ikhine to TEN 34 for 9 yards (J.Blackmon).
- 3-2-TEN 34 (3:16) (No Huddle) D.Henry left guard to TEN 38 for 4 yards (K.Willis). R5
- 1-10-TEN 38 (2:34) (Shotgun) R.Tannehill pass incomplete short middle to G.Swaim.
- 2-10-TEN 38 (2:31) R.Tannehill pass short right to G.Swaim to TEN 41 for 3 yards (B.Okereke).
- 3-7-TEN 41 (1:45) (Shotgun) R.Tannehill pass incomplete short right to C.Rogers (K.Willis).
- PENALTY on IND-K.Willis, Defensive Pass Interference, 11 yards, enforced at TEN 41 - No Play. X6
- 1-10-IND 48 (1:39) D.Henry left tackle to IND 46 for 2 yards (A.Muhammad).
- 2-8-IND 46 (1:02) D.Henry right guard to IND 45 for 1 yard (K.Moore).
- 3-7-IND 45 (:21) (Shotgun) R.Tannehill pass short middle intended for T.Hudson INTERCEPTED by D.Leonard at IND 43. D.Leonard to IND 47 for 4 yards (D.Quessenberry). FUMBLES (D.Quessenberry), and recovers at IND 47. D.Leonard to IND 47 for no gain (D.Quessenberry).

Indianapolis Colts at 0:11

- 1-10-IND 47 (:11) J.Taylor left guard to IND 46 for -1 yards (R.Evans, R.Weaver).

END OF QUARTER

	Score	Time Poss	First Downs				Efficiencies	
			R	P	X	T	3 Down	4 Down
Indianapolis Colts	0	3:08	1	0	0	1	0/2	0/0
Tennessee Titans	7	11:52	3	2	1	6	3/6	1/1

Second Quarter

9/26/2021

Play By Play

Indianapolis Colts continued.

2-11-IND 46	(15:00) C.Wentz pass short right to J.Taylor to TEN 46 for 8 yards (H.Landry; R.Evans).	
3-3-TEN 46	(14:20) (Shotgun) C.Wentz pass short right to M.Pittman to TEN 38 for 8 yards (J.Jenkins, R.Evans).	P2
<u>1-10-TEN 38</u>	(13:37) (Shotgun) N.Hines right guard to TEN 36 for 2 yards (O.Adeniyi, J.Jenkins).	
2-8-TEN 36	(12:57) (Shotgun) C.Wentz pass short middle to N.Hines to TEN 29 for 7 yards (K.Byard, H.Landry).	
3-1-TEN 29	(12:12) J.Taylor right guard to TEN 27 for 2 yards (K.Byard). IND-Q.Nelson was injured during the play. His return is Questionable.	R3
<u>1-10-TEN 27</u>	(11:43) (Shotgun) C.Wentz pass short right to M.Pittman to TEN 15 for 12 yards (J.Simmons).	P4
<u>1-10-TEN 15</u>	(11:07) (Shotgun) N.Hines right guard to TEN 9 for 6 yards (R.Evans).	
2-4-TEN 9	(10:25) (Shotgun) N.Hines left end for 9 yards, TOUCHDOWN.	R5
	R.Blankenship extra point is GOOD, Center-L.Rhodes, Holder-R.Sanchez.	

IND 7 TEN 7, 9 plays, 53 yards, 4:52 drive, 4:41 elapsed

R.Sanchez kicks 65 yards from IND 35 to end zone, Touchback.

Tennessee Titans at 10:19

1-10-TEN 25	(10:19) D.Henry left tackle to TEN 28 for 3 yards (A.Woods; A.Muhammad). TEN-D.Quessenberry was injured during the play. His return is Questionable.	
2-7-TEN 28	(9:45) (Shotgun) R.Tannehill pass deep left to J.Jones pushed ob at IND 47 for 25 yards (K.Willis).	P7
<u>1-10-IND 47</u>	(9:19) D.Henry left tackle to IND 43 for 4 yards (B.Okereke, D.Leonard).	
2-6-IND 43	(8:46) D.Henry left tackle to IND 35 for 8 yards (D.Buckner).	R8
<u>1-10-IND 35</u>	(8:05) M.Sargent left end to IND 33 for 2 yards (K.Willis, C.Williams).	
2-8-IND 33	(7:22) (Shotgun) R.Tannehill pass short right to J.Jones to IND 26 for 7 yards (J.Blackmon).	
3-1-IND 26	(6:49) (No Huddle) D.Henry right guard to IND 18 for 8 yards (J.Blackmon).	R9
<u>1-10-IND 18</u>	(6:01) (Shotgun) R.Tannehill pass short left to N.Westbrook-Ikhine for 18 yards, TOUCHDOWN.	P10
	R.Bullock extra point is GOOD, Center-M.Cox, Holder-B.Kern.	

IND 7 TEN 14, 8 plays, 75 yards, 4:23 drive, 9:04 elapsed

R.Bullock kicks 52 yards from TEN 35 to IND 13. J.Wilkins to IND 30 for 17 yards (N.Dzubnar; R.McMath).

Indianapolis Colts at 5:56, (1st play from scrimmage 5:50)

1-10-IND 30	(5:50) A.Dulin left end to IND 23 for -7 yards (D.Long).	
2-17-IND 23	(5:04) (Shotgun) C.Wentz pass short right to P.Campbell to IND 27 for 4 yards (D.Long).	
3-13-IND 27	(4:18) (Shotgun) C.Wentz pass incomplete short middle to J.Taylor.	
4-13-IND 27	(4:14) R.Sanchez punts 56 yards to TEN 17, Center-L.Rhodes, fair catch by C.Rogers.	

Tennessee Titans at 4:06

1-10-TEN 17	(4:06) R.Tannehill pass short right to G.Swaim to TEN 43 for 26 yards (K.Willis).	P11
<u>1-10-TEN 43</u>	(3:21) D.Henry up the middle to TEN 45 for 2 yards (B.Okereke; T.Lewis).	
2-8-TEN 45	(2:43) R.Tannehill pass short left to D.Henry to IND 41 for 14 yards (J.Blackmon).	P12

Two-Minute Warning

<u>1-10-IND 41</u>	(2:00) D.Henry left end pushed ob at IND 32 for 9 yards (B.Okereke).	
2-1-IND 32	(1:54) D.Henry right tackle to IND 27 for 5 yards (A.Muhammad).	R13
<u>1-10-IND 27</u>	(1:13) (Shotgun) R.Tannehill pass incomplete deep left to J.Jones.	
2-10-IND 27	(1:08) J.McNichols up the middle to IND 26 for 1 yard (D.Leonard).	
	Timeout #1 by IND at 01:03.	
3-9-IND 26	(1:02) (Shotgun) R.Tannehill pass short right intended for C.Rogers INTERCEPTED by K.Moore at IND 21. K.Moore to TEN 47 for 32 yards (J.Jones).	

Indianapolis Colts at 0:49

1-10-TEN 47	(:49) (Shotgun) C.Wentz sacked at IND 47 for -6 yards (O.Adeniyi).	
	Timeout #2 by IND at 00:43.	
2-16-IND 47	(:43) (Shotgun) C.Wentz pass incomplete deep left.	
	PENALTY on TEN-D.Long, Illegal Contact, 5 yards, enforced at IND 47 - No Play.	X6
<u>1-10-TEN 48</u>	(:35) (Shotgun) C.Wentz pass deep middle to M.Pittman to TEN 30 for 18 yards (C.Jackson).	P7
	Timeout #1 by TEN at 00:17.	
<u>1-10-TEN 30</u>	(:17) (Shotgun) N.Hines right tackle to TEN 25 for 5 yards (D.Long, J.Brown).	
	Timeout #3 by IND at 00:04.	
2-5-TEN 25	(:03) R.Blankenship 43 yard field goal is GOOD, Center-L.Rhodes, Holder-R.Sanchez.	

Indianapolis Colts vs Tennessee Titans at Nissan Stadium

IND 10 TEN 14, 4 plays, 22 yards, 1 penalty, 0:49 drive, 15:00 elapsed

END OF QUARTER

	Score	Time Poss	First Downs				Efficiencies	
			R	P	X	T	3 Down	4 Down
Indianapolis Colts	10	7:20	2	3	1	6	2/3	0/0
Tennessee Titans	14	7:40	3	4	0	7	1/2	0/0

Play By Play

Third Quarter

9/26/2021

IND elects to Receive, and TEN elects to defend the South goal.

R.Bullock kicks 65 yards from TEN 35 to end zone, Touchback.

Indianapolis Colts at 15:00

1-10-IND 25	(15:00) (Shotgun) C.Wentz pass short right to Z.Pascal to IND 29 for 4 yards (D.Cruikshank).	
2-6-IND 29	(14:20) (No Huddle, Shotgun) C.Wentz pass incomplete short right to P.Campbell.	
	PENALTY on TEN-J.Jenkins, Defensive Pass Interference, 9 yards, enforced at IND 29 - No Play.	X8
<u>1-10-IND 38</u>	(14:17) J.Taylor left guard to IND 44 for 6 yards (J.Jenkins).	
2-4-IND 44	(13:36) (Shotgun) J.Taylor up the middle to 50 for 6 yards (R.Evans, D.Cruikshank).	R9
<u>1-10-50</u>	(12:54) (Shotgun) N.Hines up the middle to TEN 49 for 1 yard (K.Byard; T.Tart).	
2-9-TEN 49	(12:10) M.Pittman right end to TEN 44 for 5 yards (D.Long).	
3-4-TEN 44	(11:28) (Shotgun) C.Wentz pass short left to M.Pittman to TEN 41 for 3 yards (D.Cruikshank).	
4-1-TEN 41	(10:45) J.Taylor right guard to TEN 35 for 6 yards (R.Evans; R.Weaver).	R10
<u>1-10-TEN 35</u>	(9:56) C.Wentz pass incomplete short left to M.Pittman.	
2-10-TEN 35	(9:52) C.Wentz pass short left to M.Alie-Cox to TEN 24 for 11 yards (O.Adeniyi; D.Cruikshank).	P11
<u>1-10-TEN 24</u>	(9:05) (Shotgun) C.Wentz pass short right to N.Hines to TEN 20 for 4 yards (C.Jackson, R.Evans) [H.Landry].	
2-6-TEN 20	(8:21) (Shotgun) C.Wentz pass incomplete short right to J.Taylor.	
3-6-TEN 20	(8:18) (Shotgun) C.Wentz pass short left to P.Campbell to TEN 15 for 5 yards (K.Byard, K.Fulton).	
4-1-TEN 15	(7:27) J.Taylor up the middle to TEN 9 for 6 yards (K.Byard).	R12
<u>1-9-TEN 9</u>	(6:43) (Shotgun) C.Wentz pass incomplete short middle to M.Pittman.	
2-9-TEN 9	(6:39) (Shotgun) C.Wentz pass incomplete short right to Z.Pascal.	
3-9-TEN 9	(6:35) (Shotgun) C.Wentz pass incomplete short middle to Z.Pascal.	
4-9-TEN 9	(6:30) R.Blankenship 28 yard field goal is GOOD, Center-L.Rhodes, Holder-R.Sanchez.	

IND 13 TEN 14, 17 plays, 66 yards, 1 penalty, 8:34 drive, 8:34 elapsed

R.Sanchez kicks 62 yards from IND 35 to TEN 3. J.McNichols to TEN 18 for 15 yards (A.Dulin). IND-A.Dulin was injured during the play. His return is Questionable.

Tennessee Titans at 6:26, (1st play from scrimmage 6:22)

1-10-TEN 18	(6:22) D.Henry right end to TEN 20 for 2 yards (Z.Franklin).	
2-8-TEN 20	(5:45) D.Henry left guard to TEN 23 for 3 yards (R.Ya-Sin, G.Stewart).	
3-5-TEN 23	(5:01) (Shotgun) R.Tannehill pass incomplete short middle to J.McNichols [D.Buckner].	
4-5-TEN 23	(4:55) B.Kern punts 56 yards to IND 21, Center-M.Cox. N.Hines to IND 32 for 11 yards (T.Carter).	
	PENALTY on IND-Z.Franklin, Roughing the Kicker, 15 yards, enforced at TEN 23 - No Play.	X14
<u>1-10-TEN 38</u>	(4:44) (Shotgun) D.Henry up the middle to TEN 40 for 2 yards (G.Stewart, D.Buckner).	
2-8-TEN 40	(4:13) R.Tannehill scrambles right end to IND 32 for 28 yards (J.Blackmon).	R15
<u>1-10-IND 32</u>	(3:26) R.Tannehill pass short left to C.Batson to IND 19 for 13 yards (R.Ya-Sin).	P16
<u>1-10-IND 19</u>	(2:46) R.Tannehill pass short right to N.Westbrook-Ikhine to IND 6 for 13 yards (D.Leonard, R.Ya-Sin). FUMBLES (R.Ya-Sin), RECOVERED by IND-R.Ya-Sin at IND 5. R.Ya-Sin to IND 18 for 13 yards (R.Tannehill).	

Indianapolis Colts at 2:35

1-10-IND 18	(2:35) J.Taylor up the middle to IND 27 for 9 yards (H.Landry).	
2-1-IND 27	(1:54) J.Taylor left guard to IND 32 for 5 yards (L.Murchison).	R13
<u>1-10-IND 32</u>	(1:15) (Shotgun) C.Wentz pass short left to P.Campbell to IND 43 for 11 yards (K.Fulton) [H.Landry]. Tennessee challenged the pass completion ruling, and the play was REVERSED. (Shotgun) C.Wentz pass incomplete short left to P.Campbell [H.Landry].	
2-10-IND 32	(1:11) (Shotgun) C.Wentz pass incomplete short right to M.Pittman (J.Simmons).	
3-10-IND 32	(1:07) (Shotgun) C.Wentz sacked at IND 22 for -10 yards (sack split by O.Adeniyi and H.Landry). TEN-R.Weaver was injured during the play. His return is Questionable.	
4-20-IND 22	(:31) R.Sanchez punts 51 yards to TEN 27, Center-L.Rhodes. C.Rogers to TEN 41 for 14 yards (J.Wilkins).	

Tennessee Titans at 0:20

1-10-TEN 41	(:20) D.Henry left end pushed ob at IND 49 for 10 yards (B.Okereke).	R17
-------------	--	-----

END OF QUARTER

	Score	Time Poss	First Downs				Efficiencies	
			R	P	X	T	3 Down	4 Down
Indianapolis Colts	13	10:49	4	1	1	6	0/4	2/2
Tennessee Titans	14	4:11	2	1	1	4	0/1	0/0

Fourth Quarter

Tennessee Titans continued.

<u>1-10-IND 49</u>	(15:00) D.Henry left end to IND 40 for 9 yards (J.Blackmon).	
2-1-IND 40	(14:14) (No Huddle) R.Tannehill pass incomplete deep left to N.Westbrook-Ikhine.	
	PENALTY on IND-X.Rhodes, Defensive Pass Interference, 30 yards, enforced at IND 40 - No Play.	X18
<u>1-10-IND 10</u>	(14:09) D.Henry up the middle to IND 8 for 2 yards (T.Lewis; B.Okereke).	
2-8-IND 8	(13:44) (No Huddle) R.Tannehill pass short right to G.Swaim to IND 10 for -2 yards (A.Sendejo).	
3-10-IND 10	(13:01) (Shotgun) R.Tannehill pass short right to J.McNichols for 10 yards, TOUCHDOWN.	P19
	TWO-POINT CONVERSION ATTEMPT. D.Henry rushes up the middle. ATTEMPT SUCCEEDS.	

IND 13 TEN 22, 5 plays, 59 yards, 1 penalty, 2:24 drive, 2:04 elapsed

R.Bullock kicks 65 yards from TEN 35 to end zone, Touchback.

Indianapolis Colts at 12:56

1-10-IND 25	(12:56) (Shotgun) C.Wentz pass deep left to Z.Pascal to TEN 48 for 27 yards (K.Fulton).	P14
<u>1-10-TEN 48</u>	(12:13) (Shotgun) C.Wentz pass incomplete deep left to M.Pittman.	
2-10-TEN 48	(12:08) (Shotgun) C.Wentz pass incomplete short right to P.Campbell.	
	PENALTY on TEN-R.Evans, Defensive Holding, 5 yards, enforced at TEN 48 - No Play.	X15
<u>1-10-TEN 43</u>	(12:02) (Shotgun) C.Wentz pass short left to N.Hines pushed ob at TEN 7 for 36 yards (R.Evans). TEN-K.Fulton was injured during the play. His return is Questionable.	P16
<u>1-7-TEN 7</u>	(11:18) (Shotgun) C.Wentz pass incomplete short left to Z.Pascal (B.Borders).	
2-7-TEN 7	(11:14) (Shotgun) N.Hines left guard to TEN 5 for 2 yards (J.Simmons).	
3-5-TEN 5	(10:28) (Shotgun) C.Wentz pass incomplete short right to Z.Pascal [D.Autry].	
4-5-TEN 5	(10:23) R.Blankenship 24 yard field goal is GOOD, Center-L.Rhodes, Holder-R.Sanchez.	

IND 16 TEN 22, 7 plays, 70 yards, 1 penalty, 2:36 drive, 4:40 elapsed

R.Sanchez kicks 62 yards from IND 35 to TEN 3. J.McNichols to TEN 19 for 16 yards (E.Speed).

Tennessee Titans at 10:20, (1st play from scrimmage 10:15)

1-10-TEN 19	(10:15) D.Henry left tackle to TEN 21 for 2 yards (T.Lewis, D.Buckner).	
2-8-TEN 21	(9:37) D.Henry left guard to TEN 33 for 12 yards (J.Blackmon).	R20
<u>1-10-TEN 33</u>	(8:50) D.Henry left tackle to TEN 34 for 1 yard (Z.Franklin).	
2-9-TEN 34	(8:01) (Shotgun) R.Tannehill pass short left to D.Henry to TEN 45 for 11 yards (J.Blackmon).	P21
<u>1-10-TEN 45</u>	(7:17) R.Tannehill pass short right to N.Westbrook-Ikhine to IND 42 for 13 yards (K.Moore).	P22
<u>1-10-IND 42</u>	(6:31) J.McNichols left guard to IND 37 for 5 yards (K.Moore).	
2-5-IND 37	(5:44) D.Henry right tackle to IND 36 for 1 yard (A.Woods).	
3-4-IND 36	(5:00) (Shotgun) R.Tannehill pass short middle to M.Pruitt to IND 29 for 7 yards (B.Okereke).	P23
<u>1-10-IND 29</u>	(4:14) D.Henry left guard to IND 30 for -1 yards (A.Muhammad).	
2-11-IND 30	(3:29) R.Tannehill right end to IND 17 for 13 yards (A.Muhammad).	R24
	Timeout #1 by IND at 03:17.	
<u>1-10-IND 17</u>	(3:17) D.Henry right guard to IND 17 for no gain (K.Moore).	
	Timeout #2 by IND at 03:13.	
2-10-IND 17	(3:13) R.Tannehill pass incomplete short right to R.McMath.	
3-10-IND 17	(3:07) (Shotgun) R.Tannehill pass short right to T.Hudson to IND 14 for 3 yards (J.Blackmon).	
	Timeout #3 by IND at 03:02.	
4-7-IND 14	(3:02) R.Bullock 32 yard field goal is GOOD, Center-M.Cox, Holder-B.Kern.	

IND 16 TEN 25, 14 plays, 67 yards, 7:22 drive, 12:02 elapsed

R.Bullock kicks 65 yards from TEN 35 to end zone, Touchback.

Indianapolis Colts at 2:58

1-10-IND 25	(2:58) (Shotgun) C.Wentz pass deep right to M.Pittman to IND 43 for 18 yards (D.Cruikshank).	P17
<u>1-10-IND 43</u>	(2:38) (No Huddle, Shotgun) C.Wentz pass incomplete short middle to Z.Pascal (K.Byard) [D.Autry].	
2-10-IND 43	(2:34) (Shotgun) C.Wentz sacked at IND 37 for -6 yards (O.Adeniyi).	
	PENALTY on TEN-C.Jackson, Illegal Contact, 5 yards, enforced at IND 43 - No Play.	X18
<u>1-10-IND 48</u>	(2:27) (Shotgun) C.Wentz pass short right to M.Alie-Cox pushed ob at TEN 49 for 3 yards (E.Molden).	
2-7-TEN 49	(2:21) (Shotgun) C.Wentz pass short middle to N.Hines to TEN 45 for 4 yards (D.Long).	

Two-Minute Warning

Indianapolis Colts vs Tennessee Titans at Nissan Stadium

- 3-3-TEN 45 (2:00) (Shotgun) C.Wentz pass short right to M.Pittman to TEN 36 for 9 yards (J.Jenkins; D.Long).
1-10-TEN 36 (1:41) (No Huddle, Shotgun) C.Wentz pass short left to N.Hines to TEN 33 for 3 yards (K.Fulton) [O.Adeniyi].
 2-7-TEN 33 (1:13) (No Huddle, Shotgun) C.Wentz pass incomplete short right to N.Hines.
 Timeout #1 by TEN at 01:08.
 3-7-TEN 33 (1:08) (Shotgun) C.Wentz pass incomplete deep right to M.Pittman (J.Jenkins) [H.Landry].
 4-7-TEN 33 (1:02) R.Blankenship 51 yard field goal is No Good, Wide Right, Center-L.Rhodes, Holder-R.Sanchez.

Tennessee Titans at 0:57

- 1-10-TEN 41 (:57) R.Tannehill kneels to TEN 40 for -1 yards.
 2-11-TEN 40 (:35) R.Tannehill kneels to TEN 39 for -1 yards.

END OF QUARTER

	Score	Time Poss	First Downs				Efficiencies	
			R	P	X	T	3 Down	4 Down
Indianapolis Colts	16	4:37	0	4	2	6	1/3	0/0
Tennessee Titans	25	10:23	2	4	1	7	2/3	0/0

Miscellaneous Statistics Report

Indianapolis Colts vs Tennessee Titans
9/26/2021 at Nissan Stadium

Ten Longest Plays for Indianapolis Colts

Yards	Qtr	Play Start	Play Description
36	4	1-10-TEN 43	(12:02) (Shotgun) C.Wentz pass short left to N.Hines pushed ob at TEN 7 for 36 yards (R.Evans). TEN-K.Fulton was injured during the play. His return is Questionable.
27	4	1-10-IND 25	(12:56) (Shotgun) C.Wentz pass deep left to Z.Pascal to TEN 48 for 27 yards (K.Fulton).
23	1	1-10-IND 19	(6:28) J.Taylor left tackle to IND 42 for 23 yards (D.Long; K.Fulton).
18	2	1-10-TEN 48	(:35) (Shotgun) C.Wentz pass deep middle to M.Pittman to TEN 30 for 18 yards (C.Jackson).
18	4	1-10-IND 25	(2:58) (Shotgun) C.Wentz pass deep right to M.Pittman to IND 43 for 18 yards (D.Cruikshank).
12	2	1-10-TEN 27	(11:43) (Shotgun) C.Wentz pass short right to M.Pittman to TEN 15 for 12 yards (J.Simmons).
11	3	2-10-TEN 35	(9:52) C.Wentz pass short left to M.Alie-Cox to TEN 24 for 11 yards (O.Adeniyi; D.Cruikshank).
10	1	2-20-IND 32	(5:38) (Shotgun) C.Wentz pass short middle to J.Doyle to IND 42 for 10 yards (D.Cruikshank).
9	2	2-4-TEN 9	(10:25) (Shotgun) N.Hines left end for 9 yards, TOUCHDOWN.
9	3	1-10-IND 18	(2:35) J.Taylor up the middle to IND 27 for 9 yards (H.Landry).

Ten Longest Plays for Tennessee Titans

Yards	Qtr	Play Start	Play Description
28	3	2-8-TEN 40	(4:13) R.Tannehill scrambles right end to IND 32 for 28 yards (J.Blackmon).
26	2	1-10-TEN 17	(4:06) R.Tannehill pass short right to G.Swaim to TEN 43 for 26 yards (K.Willis).
25	2	2-7-TEN 28	(9:45) (Shotgun) R.Tannehill pass deep left to J.Jones pushed ob at IND 47 for 25 yards (K.Willis).
19	1	1-10-IND 26	(8:03) D.Henry left tackle to IND 7 for 19 yards (J.Blackmon).
18	2	1-10-IND 18	(6:01) (Shotgun) R.Tannehill pass short left to N.Westbrook-Ikhine for 18 yards, TOUCHDOWN.
17	1	3-3-TEN 36	(10:46) (Shotgun) R.Tannehill scrambles left guard to IND 47 for 17 yards (K.Willis).
15	1	4-4-IND 41	(8:40) (Shotgun) R.Tannehill pass short left to J.Jones pushed ob at IND 26 for 15 yards (J.Blackmon).
14	2	2-8-TEN 45	(2:43) R.Tannehill pass short left to D.Henry to IND 41 for 14 yards (J.Blackmon).
13	3	1-10-IND 32	(3:26) R.Tannehill pass short left to C.Batson to IND 19 for 13 yards (R.Ya-Sin).
13	4	1-10-TEN 45	(7:17) R.Tannehill pass short right to N.Westbrook-Ikhine to IND 42 for 13 yards (K.Moore).

Touchdown Scoring Information

		Offense	Defense	Special Teams
VISITOR	Indianapolis Colts	1	0	0
HOME	Tennessee Titans	3	0	0

Player Scoring Information

Club	Player	TD	Rush TD	Rec TD	KO TD	Punt TD	Int TD	Fum TD	Misc TD	FG	XP	2Pt Rush	2Pt Rec	Sfty	Points
IND	R.Blankenship	0	0	0	0	0	0	0	0	3	1	0	0	0	10
IND	N.Hines	0	1	0	0	0	0	0	0	0	0	0	0	0	6
TEN	N.Westbrook-Ikhine	0	0	1	0	0	0	0	0	0	0	0	0	0	6
TEN	J.McNichols	0	0	1	0	0	0	0	0	0	0	0	0	0	6
TEN	C.Rogers	0	0	1	0	0	0	0	0	0	0	0	0	0	6
TEN	R.Bullock	0	0	0	0	0	0	0	0	1	2	0	0	0	5
TEN	D.Henry	0	0	0	0	0	0	0	0	0	0	1	0	0	2

Possession Detail

	First Half		Second Half		Game	
	Visitor	Home	Visitor	Home	Visitor	Home
Largest Lead	0	7	0	9	0	9
Drives Leading	0	2	0	4	0	6
Time of Possession Leading	0:00	7:45	0:00	14:34	0:00	22:19
Largest Deficit	-7	0	-9	0	-9	0
Drives Trailing	4	0	4	0	8	0
Time of Possession Trailing	9:26	0:00	15:26	0:00	24:52	0:00
Times Score Tied Up		1		0		1
Lead Changes		2		0		2

Playtime Percentage

Percent of playtime per player on offense, defense and special teams (Unofficial)

Indianapolis Colts

Tennessee Titans

		Indianapolis Colts				Tennessee Titans							
		Offense	Defense	Special Teams		Offense	Defense	Special Teams					
M Glowinski	G	61	100%	5	22%	N Davis	G	68	100%	3	13%		
E Fisher	T	61	100%	4	17%	T Lewan	T	68	100%	3	13%		
C Wentz	QB	61	100%			R Tannehill	QB	68	100%				
R Kelly	C	61	100%			B Jones	C	68	100%				
M Pittman	WR	57	93%			D Quessenberry	G	67	99%	3	13%		
Z Pascal	WR	54	89%			R Saffold	G	66	97%	2	9%		
P Campbell	WR	49	80%			N Westbrook-Ikhine	WR	53	78%	12	52%		
C Reed	G	48	79%	1	4%	D Henry	RB	49	72%				
J Davenport	T	44	72%	5	22%	G Swaim	TE	44	65%	9	39%		
J Doyle	TE	35	57%			M Pruitt	TE	37	54%	2	9%		
N Hines	RB	34	56%	2	9%	J Jones	WR	34	50%				
J Taylor	RB	29	48%			C Rogers	WR	28	41%	4	17%		
M Alie-Cox	TE	28	46%	5	22%	C Batson	WR	27	40%	1	4%		
M Pryor	T	17	28%	5	22%	T Hudson	TE	21	31%	4	17%		
Q Nelson	G	13	21%			J McNichols	RB	18	26%	6	26%		
K Granson	TE	12	20%	5	22%	R McMath	WR	17	25%	15	65%		
A Dulin	WR	7	11%	14	61%	A Brown	WR	8	12%				
B Okereke	LB		68	100%	4	17%	T Carter	TE	3	4%	15	65%	
D Leonard	LB		68	100%	3	13%	A Brewer	C	2	3%	3	13%	
K Moore	CB		67	99%	3	13%	M Sargent	RB	1	1%	6	26%	
J Blackmon	FS		66	97%	3	13%	T Sambrailo	T	1	1%	3	13%	
X Rhodes	CB		62	91%			D Cruikshank	SS		61	100%	8	35%
T Lewis	DE		53	78%			D Long	LB		61	100%	2	9%
A Muhammad	DE		53	78%			H Landry	LB		61	100%	2	9%
D Buckner	DT		52	76%	8	35%	J Jenkins	CB		61	100%		
G Stewart	DT		47	69%	8	35%	K Byard	FS		61	100%		
K Willis	SS		46	68%	6	26%	J Simmons	DT		58	95%	5	22%
R Ya-Sin	CB		33	49%	6	26%	K Fulton	CB		57	93%		
K Turay	DE		23	34%			C Jackson	CB		53	87%	14	61%
A Sendejo	FS		22	32%	16	70%	D Autry	DE		46	75%	5	22%
Z Franklin	LB		21	31%	18	78%	R Evans	LB		39	64%		
I Rodgers	CB		15	22%	12	52%	O Adeniyi	LB		29	48%	20	87%
B Banogu	DE		13	19%	5	22%	T Tart	DT		29	48%	6	26%
C Williams	DT		12	18%	3	13%	L Murchison	DT		16	26%	6	26%
A Woods	DT		12	18%			R Weaver	LB		11	18%	6	26%
K Paye	DE		7	10%			E Molden	CB		10	16%	5	22%
E Speed	LB		6	9%	15	65%	J Brown	LB		10	16%		
G Odum	FS		2	3%	16	70%	W Hamilton	DT		5	8%		
M Adams	LB				18	78%	B Borders	CB		3	5%	9	39%
R Sanchez	P				13	57%	M Farley	FS				20	87%
J Wilkins	RB				11	48%	N Dzubnar	LB				20	87%
T Carrie	CB				11	48%	M Rice	LB				13	57%
L Rhodes	LS				9	39%	R Bullock	K				8	35%
D Harris	WR				9	39%	M Cox	LS				5	22%
D Pinter	G				5	22%							

R Blankenship

K

5 22% B Kern
K Lamm

P
T

5 22%
3 13%

2021 TENNESSEE TITANS REGULAR SEASON STATISTICS

Won 2, Lost 1

Date	W-L	Score	OT	Opponent	Attendance
09/12	L	13-38		Arizona	67,216
09/19	W	33-30	OT	at Seattle	68,585
09/26	W	25-16		Indianapolis	67,914
10/03				at N.Y. Jets	
10/10				at Jacksonville	
10/18				Buffalo	
10/24				Kansas City	
10/31				at Indianapolis	
11/07				at L.A. Rams	
11/14				New Orleans	
11/21				Houston	
11/28				at New England	
12/12				Jacksonville	
12/19				at Pittsburgh	
12/23				San Francisco	
01/02				Miami	
01/09				at Houston	

Statistic	Tenn.	Opp.
Total First Downs	74	58
Rushing	26	19
Passing	39	31
Penalty	9	8
3rd Down: Made/Att	17/40	14/37
3rd Down Pct.	42.5	37.8
4th Down: Made/Att	2/5	2/2
4th Down Pct.	40.0	100.0
Possession Avg.	33:27	26:33
Total Net Yards	1148	1078
Avg. Per Game	382.7	359.3
Total Plays	212	176
Avg. Per Play	5.4	6.1
Net Yards Rushing	478	300
Avg. Per Game	159.3	100.0
Total Rushes	99	69
Net Yards Passing	670	778
Avg. Per Game	223.3	259.3
Sacked/Yards Lost	10/92	7/48
Gross Yards	762	826
Att./Completions	103/67	100/62
Completion Pct.	65.0	62.0
Had Intercepted	3	1
Punts/Average	6/47.8	13/50.1
Net Punting Avg.	6/43.8	13/39.6
Penalties/Yards	16/126	22/225
Fumbles/Ball Lost	4/4	2/0
Touchdowns	8	10
Rushing	4	4
Passing	4	6
Returns	0	0

Score By Periods	Q1	Q2	Q3	Q4	OT	PTS
Team	10	19	14	25	3	71
Opponents	13	45	17	9	0	84

Scoring	TD	Rush	Rec	Ret	K-PAT	FG	S	PTS
Bullock	0	0	0	0	5/5	5/6	0	20
Henry	3	3	0	0			0	20
A.J. Brown	1	0	1	0			0	6
McNichols	1	0	1	0			0	6
Rogers	1	0	1	0			0	6
Tannehill	1	1	0	0			0	6
Westbrook-Ikhine	1	0	1	0			0	6
Badgley	0	0	0	0	1/2	0/1	0	1
Team	8	4	4	0	6/7	5/7	0	71
Opponents	10	4	6	0	9/10	5/7	0	84

2-Pt Conv: Henry, TM 1-1, OPP

Sacks: Adeniyi 2.5, Autry 1.5, Landry 1.5, Simmons 1.5, **TM 7, OPP 10**

FUM/Lost: Tannehill 3/3, Westbrook-Ikhine 1/1

Rushing	No.	Yds	Avg	Long	TD
Henry	80	353	4.4	60t	3
Tannehill	11	100	9.1	28	1
McNichols	5	18	3.6	8	0
Sargent	2	4	2.0	2	0
A.J. Brown	1	3	3.0	3	0
Team	99	478	4.8	60t	4
Opponents	69	300	4.3	25	4

Receiving	No.	Yds	Avg	Long	TD
Ju. Jones	12	204	17.0	51	0
Henry	12	105	8.8	15	0
A.J. Brown	7	92	13.1	19	1
Rogers	7	90	12.9	39	1
McNichols	7	60	8.6	12	1
Westbrook-Ikhine	6	69	11.5	18t	1
Swaim	5	37	7.4	26	0
Pruitt	4	50	12.5	22	0
Firkser	3	19	6.3	11	0
Hudson	2	17	8.5	14	0
Batson	1	13	13.0	13	0
Hooker	1	6	6.0	6	0
Team	67	762	11.4	51	4
Opponents	62	826	13.3	68t	6

Interceptions	No.	Yds	Avg	Long	TD
Byard	1	12	12.0	12	0
Team	1	12	12.0	12	0
Opponents	3	36	12.0	32	0

Punting	No.	Yds	Avg	Net	TB	In	Lg	B
Kern	6	287	47.8	43.8	0	1	59	0
Team	6	287	47.8	43.8	0	1	59	0
Opponents	13	651	50.1	39.6	3	5	66	0

Punt Returns	Ret	FC	Yds	Avg	Long	TD
Rogers	6	3	76	12.7	18	0
Team	6	3	76	12.7	18	0
Opponents	2	1	24	12.0	13	0

Kickoff Returns	No.	Yds	Avg	Long	TD
Rogers	7	114	16.3	19	0
McNichols	2	31	15.5	16	0
Team	9	145	16.1	19	0
Opponents	6	85	14.2	22	0

Field Goals	1-19	20-29	30-39	40-49	50+
Bullock	0/0	1/1	4/4	0/1	0/0
Badgley	0/0	0/0	0/0	0/1	0/0
Team	0/0	1/1	4/4	0/2	0/0
Opponents	0/0	2/2	2/2	1/2	0/1

Bullock: () (33G,30G,24G,44N,36G) (32G)

Badgley: (46N) () ()

OPP: (34G,43N) (31G) (43G,28G,24G,51N)

Passing	Att	Cmp	Yds	Cmp%	Yds/Att	TD	TD%	Int	Int%	Long	Sack/Lost	Rating
Tannehill	102	66	756	64.7	7.41	4	3.9	3	2.9	51	10/92	87.7
M. Farley	1	1	6	100.0	6.00	0	0.0	0	0.0	6	0/0	91.7
Team	103	67	762	65.0	7.40	4	3.9	3	2.9	51	10/92	87.9
Opponents	100	62	826	62.0	8.26	6	6.0	1	1.0	68t	7/48	104.0

TITANS FALL 27-24 TO THE JETS IN OVERTIME, AND DROP TO 2-2

BY JIM WYATT
TENNESSEE TITANS
OCTOBER 3, 2021

EAST RUTHERFORD, N.J. – In a New York minute, everything changed for the Tennessee Titans here on Sunday.

The momentum from the team's two-game winning streak, early control in the AFC South, and all the positive vibes are all now gone, thanks to a 27-24 overtime loss to the Jets at MetLife Stadium.

The Titans are now 2-2 following an ugly, frustrating loss.

"I feel like we are frustrated because we just got our tails whupped," Titans safety Kevin Byard said after the game. "It's consistency with us and this team – we didn't play well in the first game (a loss to the Cardinals), we didn't play well in first half of the second game (an OT win vs Seattle). We played well last week (in a win vs the Colts), but it's consistency. We are just not doing it in all three phases, and that's the main thing that's disappointing for us as a team."

The Titans looked like they might pull out another close one after tying the game at 24-24 on a two-yard touchdown pass from quarterback Ryan Tannehill to receiver Cameron Batson with 16 seconds left in the fourth quarter. It capped an 11-play, 74-yard drive that took 1:53 off the clock, and it sent the game into overtime.

"We knew we could come back and win this game," tackle David Quessenberry. "I felt like every guy in that locker room felt like we were going to win that game."

But it didn't happen.

The Jets got the ball first in overtime, and they scored on a 22-yard field goal by kicker Matt Ammendola.

Titans kicker Randy Bullock misfired on a 49-yard field goal, which would have tied it with 19 seconds left, and likely ended the game in a tie.

Tannehill was sacked seven times in the contest, and the Titans struggled to find consistency on offense on a day when they played without starting receivers Julio Jones and A.J. Brown. Tannehill completed 30-of-49 passes for 298 yards in the contest, with a touchdown, but too many drives ended with field goal tries, and not touchdowns.

"We have to play better," said Titans running back Derrick Henry, who ran for 157 yards and a touchdown in the contest. "We have to go back to the drawing board and watch film. We have to practice better. Leaders (need to) lead, (we need to) hold each other accountable, and grow from it."

The Titans missed one opportunity after the next early, which allowed this to be a ball game.

And the previously winless Jets made them pay.

"Obviously, we didn't execute well in critical situations," Tannehill said. "We didn't score when we were down in the red zone – that obviously hurt us. We moved the ball well, and we stalled out in the red zone. We have to be able to score when we get down there."

"We battled back, and we tied it up ... but we didn't execute well enough."

Titans vs. Jets Highlights Week 4 | Game Highlights

Tennessee's defense didn't get it done either – Jets quarterback Zach Wilson completed 21-of-34 passes for 297 yards and two touchdowns, with a passer rating of 97.3.

Jets receiver Corey Davis caught four passes for 111 yards and a touchdown against his former team.

After taking a 3-0 lead on a 44-yard field goal by Bullock, the Titans were on the verge of going up two scores early in the second quarter, with the ball at the New York 10.

But center Aaron Brewer, in for an injured Ben Jones, sailed a snap over Tannehill's head, resulting in a 17-yard loss, and the Titans had to settle for another field goal, this one from 46 yards by Bullock.

Cornerback Kristian Fulton put the Titans in scoring position moments later with an interception, but another drive stalled, and the Titans kicked another field goal, this one from 36 yards out, to make it 9-0.

The Jets then drove the ball 75 yards down the field to cut the lead to 9-7 with 4:49 left before halftime on a two-yard touchdown run by Michael Carter.

Then, late in the third quarter, the Jets took a 10-9 lead on a 27-yard field goal by Ammendola.

It was a crazy fourth quarter.

Trailing 10-9 heading into the fourth quarter, the Titans took a 17-10 lead on a one-yard touchdown run by Henry, and a successful two-point conversion.

But the Jets quickly tied the game at 17-17 on a three-yard touchdown pass from Wilson to receiver Jamison Crowder with 11:30 left in the contest.

Then came a 53-yard touchdown pass from Wilson to Davis, which gave the Jets a 24-17 lead with 9:06 left.

Then came the Titans rally, but an eventual loss.

The Titans travel to face the Jacksonville Jaguars next Sunday.

"Give them credit, but hopefully we can come back out there and play better next week," Titans coach Mike Vrabel said after the game. "Hopefully we can get back on the right track (next week), and get healthy."

National Football League Game Summary

NFL Copyright © 2021 by The National Football League. All rights reserved. This summary and play-by-play is for the express purpose of assisting media in their coverage of the game; any other use of this material is prohibited without the written permission of the National Football League.

Date: Sunday, 10/3/2021

Tennessee Titans at New York Jets
at MetLife Stadium, East Rutherford, NJ

Start Time: 1:02 PM EDT

Game Day Weather

Game Weather: Mostly Sunny

Temp: 78° F (25.6° C) Humidity: 47%, Wind: SSW 10 mph

Played Open Stadium on Turf: UBU Speed Series-S5-M

Outdoor Weather: Mostly Sunny,

Officials

Referee: Hill, Adrian (29)
Line Judge: Stewart, Mark (75)
Back Judge: Ferguson, Keith (61)

Umpire: Ellison, Roy (81)
Field Judge: Robinson, Mearl (31)
Replay Official: Ames, Roddy (0)

Down Judge: Oliver, David (24)
Side Judge: Quirk, Jim (5)

Lineups

Tennessee Titans			New York Jets				
Offense		Defense	Offense		Defense		
TE 86	A.Firkser	DL 96	D.Autry	WR 84	C.Davis	DL 91	J.Franklin-Myers
TE 85	M.Pruitt	NT 93	T.Tart	TE 86	R.Griffin	DL 95	Q.Williams
LT 77	T.Lewan	DT 98	J.Simmons	LT 76	G.Fant	DL 94	F.Fatukasi
LG 76	R.Saffold	DE 94	A.Bledsoe	LG 75	A.Vera-Tucker	DL 47	B.Huff
C 60	B.Jones	ILB 51	D.Long	C 60	C.McGovern	LB 57	C.Mosley
RG 64	N.Davis	ILB 54	R.Evans	RG 62	G.Van Roten	LB 56	Qu.Williams
RT 72	D.Quessenberry	OLB 58	H.Landry	RT 78	M.Moses	LB 44	J.Sherwood
TE 87	G.Swaim	CB 20	J.Jenkins	WR 88	K.Cole	CB 37	B.Hall
WR 15	N.Westbrook-Ikhine	CB 26	K.Fulton	TE 85	T.Wesco	CB 26	B.Echols
QB 17	R.Tannehill	S 29	D.Cruikshank	QB 2	Z.Wilson	S 33	A.Colbert
RB 22	D.Henry	S 31	K.Byard	RB 32	Mi.Carter	S 39	J.Wilson

Substitutions

P 8 J.Townsend, WR 13 C.Batson, K 14 R.Bullock, WR 18 J.Reynolds, S 21 M.Farley, CB 24 E.Molden, RB 28 J.McNichols, DB 35 C.Jackson, CB 39 B.Borders, FB 41 K.Blasingame, FB 44 T.Carter, LS 46 M.Cox, LB 49 N.Dzubnar, DE 53 S.Finch, LB 55 J.Brown, LB 56 M.Rice, G/C 62 A.Brewer, T 70 T.Sambrailo, T 71 K.Lamm, DT 78 W.Hamilton, WR 80 C.Rogers, WR 81 R.McMath, TE 89 T.Hudson, DT 90 N.Jones, OLB 92 O.Adeniyi

Substitutions

P 4 T.Morstead, K 6 M.Ammendola, WR 10 B.Berrios, WR 11 D.Mims, S 21 A.Davis, RB 23 T.Coleman, RB 25 T.Johnson, CB 27 I.Dunn, CB 30 M.Carter II, CB 34 J.Hardee, S 35 S.Neasman, CB 40 J.Guidry, LS 42 T.Hennessy, LB 43 D.Phillips, LB 45 H.Nasirildeen, DL 50 S.Lawson, OL 67 D.Feeney, OL 71 I.Williams, TE 81 T.Kroft, WR 82 J.Crowder, TE 87 D.Brown, DL 96 J.Marshall, DL 97 N.Shepherd, DT 98 S.Rankins

Did Not Play

QB 5 L.Woodside

Did Not Play

QB 5 M.White, T 70 C.Edoga

Not Active

WR 2 J.Jones, CB 3 C.Farley, P 6 B.Kern, WR 11 A.Brown, RB 38 M.Sargent, OLB 48 B.Dupree, OL 75 D.Radunz

Not Active

WR 8 E.Moore, WR 16 J.Smith, S 20 M.Maye, RB 22 L.Perine, CB 41 J.Pinnock, DE 51 T.Ward

Field Goals (made () & missed)

Player	(44)	(46)	(36)	49WL	M.Ammendola	(27)	(22)		
R.Bullock									
					1	2	3	4	OT
VISITOR: Tennessee Titans	3	6	0	15	0				24
HOME: New York Jets	0	7	3	14	3				27

Scoring Plays

Team	Qtr	Time	Play Description (Extra Point) (Drive Info)	Visitor	Home
Titans	1	7:06	R.Bullock 44 yd. Field Goal (12-31, 6:10)	3	0
Titans	2	12:53	R.Bullock 46 yd. Field Goal (11-56, 6:10)	6	0
Titans	2	10:29	R.Bullock 36 yd. Field Goal (5-14, 1:46)	9	0
Jets	2	4:49	Mi.Carter 2 yd. run (M.Ammendola kick) (11-75, 5:40)	9	7
Jets	3	0:19	M.Ammendola 27 yd. Field Goal (8-78, 3:17)	9	10
Titans	4	13:14	D.Henry 1 yd. run (R.Tannehill-M.Pruitt pass) (6-75, 2:05)	17	10
Jets	4	11:30	J.Crowder 3 yd. pass from Z.Wilson (M.Ammendola kick) (4-77, 1:44)	17	17
Jets	4	9:06	C.Davis 53 yd. pass from Z.Wilson (M.Ammendola kick) (1-53, 0:10)	17	24
Titans	4	0:16	C.Batson 2 yd. pass from R.Tannehill (R.Bullock kick) (11-74, 1:53)	24	24

National Football League Game Summary

NFL Copyright © 2021 by The National Football League. All rights reserved. This summary and play-by-play is for the express purpose of assisting media in their coverage of the game; any other use of this material is prohibited without the written permission of the National Football League.

Jets 5 4:31 M.Ammendola 22 yd. Field Goal (13-71, 5:29)

24 27

Paid Attendance: 70,232

Time: 3:48

Final Team Statistics

	Visitor Titans	Home Jets
TOTAL FIRST DOWNS	30	16
By Rushing	10	4
By Passing	17	11
By Penalty	3	1
THIRD DOWN EFFICIENCY	5-19-26.3%	6-14-42.9%
FOURTH DOWN EFFICIENCY	2-3-66.7%	0-0-0.0%
TOTAL NET YARDS	430	355
Total Offensive Plays (inc. times thrown passing)	93	60
Average gain per offensive play	4.6	5.9
NET YARDS RUSHING	177	66
Total Rushing Plays	37	25
Average gain per rushing play	4.8	2.6
Tackles for a loss-number and yards	1-4	5-10
NET YARDS PASSING	253	289
Times thrown - yards lost attempting to pass	7-45	1-8
Gross yards passing	298	297
PASS ATTEMPTS-COMPLETIONS-HAD INTERCEPTED	49-30-0	34-21-1
Avg gain per pass play (inc.# thrown passing)	4.5	8.3
KICKOFFS Number-In End Zone-Touchbacks	7-5-3	6-6-6
PUNTS Number and Average	5-37.6	6-46.2
Had Blocked	0	0
FGs - PATs Had Blocked	0-0	0-0
Net Punting Average	31.2	38.8
TOTAL RETURN YARDAGE (Not Including Kickoffs)	57	32
No. and Yards Punt Returns	3-44	2-32
No. and Yards Kickoff Returns	0-0	4-81
No. and Yards Interception Returns	1-13	0-0
PENALTIES Number and Yards	8-98	6-65
FUMBLES Number and Lost	1-0	3-0
TOUCHDOWNS	2	3
Rushing	1	1
Passing	1	2
EXTRA POINTS Made-Attempts	2-2	3-3
Kicking Made-Attempts	1-1	3-3
Passing Made-Attempts	1-1	0-0
FIELD GOALS Made-Attempts	3-4	2-2
RED ZONE EFFICIENCY	2-5-40%	2-4-50%
GOAL TO GO EFFICIENCY	2-2-100%	2-3-67%
SAFETIES	0	0
FINAL SCORE	24	27
TIME OF POSSESSION	40:42	29:03

Ball Possession And Drive Chart

Tennessee Titans

#	Time Recd	Time Lost	Time Poss	How Ball Obtained	Drive Began	# Play	Yds Gain	Yds Pen	Net Yds	1st Down	Last Scrm	How Given Up
1	13:16	7:06	6:10	Punt	TEN 43	12	32	-1	31	3	* NYJ 26	Field Goal
2	4:03	12:53	6:10	Punt	TEN 16	11	56	0	56	4	* NYJ 28	Field Goal
3	12:15	10:29	1:46	Interception	NYJ 32	5	0	14	14	1	* NYJ 18	Field Goal
4	4:49	3:22	1:27	Kickoff	TEN 25	3	8	0	8	0	TEN 33	Punt
5	1:49	0:00	1:49	Punt	TEN 9	7	38	-10	28	2	TEN 45	End of Half
6	15:00	11:00	4:00	Kickoff	TEN 25	6	16	-10	6	1	TEN 31	Punt
7	8:54	3:36	5:18	Punt	TEN 19	8	43	-5	38	3	NYJ 43	Punt
8	0:19	13:14	2:05	Kickoff	TEN 25	6	75	0	75	5	* NYJ 1	Touchdown
9	11:30	9:16	2:14	Kickoff	TEN 25	3	4	0	4	0	TEN 29	Punt
10	9:06	8:47	0:19	Kickoff	TEN 25	3	0	0	0	0	TEN 25	Punt
11	6:56	3:41	3:15	Punt	TEN 35	9	45	0	45	2	NYJ 20	Downs
12	2:09	0:16	1:53	Punt	TEN 26	11	52	22	74	6	* NYJ 2	Touchdown
13	4:31	0:15	4:16	Kickoff	TEN 25	13	44	0	44	3	NYJ 31	Missed FG

(366) Average TEN 28

New York Jets

#	Time Recd	Time Lost	Time Poss	How Ball Obtained	Drive Began	# Play	Yds Gain	Yds Pen	Net Yds	1st Down	Last Scrm	How Given Up
1	15:00	13:16	1:44	Kickoff	NYJ 21	3	3	0	3	0	NYJ 24	Punt
2	7:06	4:03	3:03	Kickoff	NYJ 25	5	10	0	10	1	NYJ 35	Punt
3	12:53	12:15	0:38	Kickoff	NYJ 25	2	2	0	2	0	NYJ 27	Interception
4	10:29	4:49	5:40	Kickoff	NYJ 25	11	75	0	75	5	* TEN 2	Touchdown
5	3:22	1:49	1:33	Punt	TEN 45	3	-4	0	-4	0	TEN 49	Punt
6	11:00	8:54	2:06	Punt	NYJ 20	3	9	0	9	0	NYJ 29	Punt
7	3:36	0:19	3:17	Punt	NYJ 13	8	78	0	78	2	* TEN 9	Field Goal
8	13:14	11:30	1:44	Kickoff	NYJ 23	4	34	43	77	3	* TEN 3	Touchdown
9	9:16	9:06	0:10	Punt	NYJ 47	1	53	0	53	1	NYJ 47	Touchdown
10	8:47	6:56	1:51	Punt	NYJ 34	3	6	0	6	0	NYJ 40	Punt
11	3:41	2:09	1:32	Downs	NYJ 21	5	19	0	19	1	NYJ 40	Punt
12	0:16	0:00	0:16	Kickoff	NYJ 17	1	-1	0	-1	0	NYJ 17	End of Half
13	10:00	4:31	5:29	Kickoff	NYJ 25	13	71	0	71	3	* TEN 4	Field Goal

(351) Average NYJ 27

* inside opponent's 20

Time of Possession by Quarter		1st	2nd	3rd	4th	OT	Total
Visitor	Tennessee Titans	10:13	7:09	9:37	9:27	4:16	40:42
Home	New York Jets	4:47	7:51	5:23	5:33	5:29	29:03

Kickoff Drive No.-Start Average Titans: 6 - TEN 25 Jets: 7 - NYJ 23

Final Defensive Statistics

Tennessee Titans	Regular Defensive Plays											Special Teams					Misc				
	TKL	AST	COMB	SK	/ YDS	TFL	Q	IN	PD	FF	FR	TKL	AST	FF	FR	BL	TKL	AST	FF	FR	
H.Landry	5	2	7	1	8	3	1	0	0	0	0	0	0	0	0	0	0	0	0	0	0
R.Evans	6	0	6	0	0	0	0	0	0	0	0	0	0	0	0	0	0	0	0	0	0
K.Byard	3	3	6	0	0	0	0	0	1	0	0	0	0	0	0	0	0	0	0	0	0
J.Simmons	4	0	4	0	0	1	0	0	0	0	0	0	0	0	0	0	0	0	0	0	0
D.Cruikshank	3	1	4	0	0	0	0	0	0	0	0	1	0	1	0	0	0	0	0	0	0
K.Fulton	3	0	3	0	0	0	0	1	1	0	0	0	0	0	0	0	0	0	0	0	0
J.Jenkins	3	0	3	0	0	0	0	0	0	1	0	0	0	0	0	0	0	0	0	0	0
D.Autry	3	0	3	0	0	2	0	0	0	0	0	0	0	0	0	0	0	0	0	0	0
D.Long	2	1	3	0	0	0	0	0	0	0	0	0	0	0	0	0	0	0	0	0	0
B.Borders	2	0	2	0	0	0	0	0	0	0	0	0	0	0	0	0	0	0	0	0	0
C.Jackson	2	0	2	0	0	0	0	0	0	0	0	0	0	0	0	0	0	0	0	0	0
T.Tart	2	0	2	0	0	1	0	0	0	0	0	0	0	0	0	0	0	0	0	0	0
O.Adeniyi	1	0	1	0	0	0	0	0	0	0	0	0	1	0	0	0	0	0	0	0	0
A.Bledsoe	1	0	1	0	0	0	0	0	0	0	0	0	0	0	0	0	0	0	0	0	0
J.Brown	1	0	1	0	0	0	0	0	0	0	0	0	0	0	0	0	0	0	0	0	0
M.Rice	0	0	0	0	0	0	0	0	0	0	0	1	0	0	0	0	0	0	0	0	0
J.Townsend	0	0	0	0	0	0	0	0	0	0	0	1	0	0	0	0	0	0	0	0	0
N.Dzubnar	0	0	0	0	0	0	0	0	0	0	0	0	1	0	0	0	0	0	0	0	0
M.Farley	0	0	0	0	0	0	0	0	0	0	0	0	1	0	0	0	0	0	0	0	0
M.Pruitt	0	0	0	0	0	0	0	0	0	0	0	0	1	0	0	0	0	0	0	0	0
R.Tannehill	0	0	0	0	0	0	0	0	0	0	0	0	0	0	0	0	0	0	0	0	1
Total	41	7	48	1	8	7	1	1	2	1	0	3	4	1	0	0	0	0	0	0	1

TKL = Tackle AST = Assist COMB = Combined QH=QB Hit IN = Interception PD = Pass Defense FF = Forced Fumble FR = Fumble Recovery

New York Jets	Regular Defensive Plays											Special Teams					Misc				
	TKL	AST	COMB	SK	/ YDS	TFL	QH	IN	PD	FF	FR	TKL	AST	FF	FR	BL	TKL	AST	FF	FR	
C.Mosley	10	3	13	1	6	1	1	0	0	0	0	0	0	0	0	0	0	0	0	0	0
Qu.Williams	10	2	12	1	9	2	1	0	1	0	0	0	0	0	0	0	0	0	0	0	0
J.Guidry	9	1	10	0	0	0	0	0	0	0	0	0	0	0	0	0	0	0	0	0	0
Q.Williams	6	1	7	2	7	1	2	0	0	0	0	0	0	0	0	0	0	0	0	0	0
B.Hall	4	1	5	0.5	4	0	2	0	3	0	0	0	0	0	0	0	0	0	0	0	0
M.Carter II	4	1	5	0	0	0	0	0	1	0	0	0	0	0	0	0	0	0	0	0	0
F.Fatukasi	4	1	5	0	0	0	0	0	0	0	0	0	0	0	0	0	0	0	0	0	0
J.Franklin-Myers	3	1	4	1	8	2	3	0	0	0	0	0	0	0	0	0	0	0	0	0	0
A.Davis	3	0	3	0	0	0	0	0	0	0	0	0	0	0	0	0	0	0	0	0	0
A.Colbert	2	1	3	0	0	0	0	0	0	0	0	0	0	0	0	0	0	0	0	0	0
N.Shepherd	2	0	2	0	0	0	1	0	0	0	0	0	0	0	0	0	0	0	0	0	0
S.Neasman	2	0	2	0	0	0	0	0	1	0	0	0	0	0	0	0	0	0	0	0	0
J.Sherwood	2	0	2	0	0	0	0	0	0	0	0	0	0	0	0	0	0	0	0	0	0
B.Echols	2	0	2	0	0	0	0	0	0	0	0	0	0	0	0	0	0	0	0	0	0
J.Wilson	2	0	2	0	0	0	0	0	0	0	0	0	0	0	0	0	0	0	0	0	0
B.Huff	1	1	2	1.5	11	1	3	0	0	0	0	0	0	0	0	0	0	0	0	0	0
S.Rankins	1	1	2	0	0	0	1	0	0	0	0	0	0	0	0	0	0	0	0	0	0
I.Dunn	0	0	0	0	0	0	0	0	1	0	0	0	1	0	0	0	0	0	0	0	0
J.Hardee	0	0	0	0	0	0	0	0	0	0	0	1	1	0	0	0	0	0	0	0	0
T.Wesco	0	0	0	0	0	0	0	0	0	0	0	1	0	0	1	0	0	0	0	0	0
T.Kroft	0	0	0	0	0	0	0	0	0	0	0	0	0	0	0	0	1	0	0	0	0
C.Davis	0	0	0	0	0	0	0	0	0	0	0	0	0	0	0	0	0	0	0	0	1
Z.Wilson	0	0	0	0	0	0	0	0	0	0	0	0	0	0	0	0	0	0	0	0	1
Total	67	14	81	7	45	7	14	0	7	0	0	2	2	0	1	0	1	0	0	0	2

Play By Play

First Quarter

10/3/2021

TEN wins the coin toss and elects to defer. NYJ elects to Receive, and TEN elects to defend the south goal.

R.Bullock kicks 68 yards from TEN 35 to NYJ -3. B.Berrios to NYJ 21 for 24 yards (N.Dzubnar; O.Adeniyi).

New York Jets at 15:00, (1st play from scrimmage 14:55)

- 1-10-NYJ 21 (14:55) Mi.Carter right tackle to NYJ 23 for 2 yards (H.Landry).
- 2-8-NYJ 23 (14:18) Mi.Carter left end to NYJ 24 for 1 yard (D.Long).
- 3-7-NYJ 24 (13:31) (Shotgun) Z.Wilson pass incomplete short right to K.Cole.
- 4-7-NYJ 24 (13:27) T.Morstead punts 49 yards to TEN 27, Center-T.Hennessy. C.Rogers to TEN 43 for 16 yards (J.Hardee).

Tennessee Titans at 13:16

- 1-10-TEN 43 (13:16) R.Tannehill scrambles right end ran ob at 50 for 7 yards (J.Sherwood).
- 2-3-50 (12:37) D.Henry right tackle to NYJ 46 for 4 yards (Q.Williams). R1
- 1-10-NYJ 46 (12:00) R.Tannehill sacked at TEN 48 for -6 yards (C.Mosley).
- 2-16-TEN 48 (11:13) (Shotgun) R.Tannehill pass incomplete deep right to C.Batson.
- 3-16-TEN 48 (11:07) (Shotgun) PENALTY on TEN-T.Lewan, False Start, 5 yards, enforced at TEN 48 - No Play.
- 3-21-TEN 43 (11:07) (Shotgun) R.Tannehill pass short left to J.McNichols pushed ob at NYJ 30 for 27 yards (M.Carter II). P2
- 1-10-NYJ 30 (10:30) D.Henry right tackle to NYJ 30 for no gain (F.Fatukasi).
- 2-10-NYJ 30 (9:48) (Shotgun) R.Tannehill pass short left to N.Westbrook-Ikhine to NYJ 25 for 5 yards (B.Echols).
- 3-5-NYJ 25 (9:18) (No Huddle, Shotgun) R.Tannehill pass incomplete deep right to N.Westbrook-Ikhine.
PENALTY on NYJ-B.Huff, Defensive Offside, 4 yards, enforced at NYJ 25 - No Play.
Timeout #1 by NYJ at 09:14.
- 3-1-NYJ 21 (9:14) R.Tannehill up the middle to NYJ 19 for 2 yards (N.Shepherd). TEN-B.Jones was injured during the play. R3
- 1-10-NYJ 19 (8:39) (Shotgun) R.Tannehill pass incomplete deep left to J.Reynolds.
- 2-10-NYJ 19 (8:33) Direct snap to D.Henry. D.Henry right guard to NYJ 17 for 2 yards (F.Fatukasi; S.Rankins).
- 3-8-NYJ 17 (7:52) (Shotgun) R.Tannehill sacked at NYJ 26 for -9 yards (Qu.Williams).
- 4-17-NYJ 26 (7:10) R.Bullock 44 yard field goal is GOOD, Center-M.Cox, Holder-J.Townsend.

TEN 3 NYJ 0, 12 plays, 31 yards, 1 penalty, 6:10 drive, 7:54 elapsed

R.Bullock kicks 65 yards from TEN 35 to end zone, Touchback.

New York Jets at 7:06

- 1-10-NYJ 25 (7:06) (Shotgun) Z.Wilson pass short left to T.Coleman to NYJ 34 for 9 yards (D.Cruikshank).
- 2-1-NYJ 34 (6:21) Mi.Carter up the middle to NYJ 38 for 4 yards (D.Cruikshank). R1
- 1-10-NYJ 38 (5:46) (Shotgun) Z.Wilson pass short right to Mi.Carter to NYJ 34 for -4 yards (H.Landry).
- 2-14-NYJ 34 (5:01) (Shotgun) Z.Wilson pass incomplete short middle to C.Davis.
- 3-14-NYJ 34 (4:57) (Shotgun) T.Johnson right tackle to NYJ 35 for 1 yard (D.Autry).
- 4-13-NYJ 35 (4:16) T.Morstead punts 56 yards to TEN 9, Center-T.Hennessy. C.Rogers to TEN 31 for 22 yards (T.Wesco).
PENALTY on TEN-O.Adeniyi, Unnecessary Roughness, 15 yards, enforced at TEN 31.

Tennessee Titans at 4:03

- 1-10-TEN 16 (4:03) D.Henry right tackle to TEN 18 for 2 yards (C.Mosley).
- 2-8-TEN 18 (3:26) (Shotgun) D.Henry right guard to TEN 22 for 4 yards (B.Hall).
- 3-4-TEN 22 (2:47) (Shotgun) R.Tannehill pass short left to J.Reynolds to TEN 33 for 11 yards (J.Guidry). P4
- 1-10-TEN 33 (2:09) (Shotgun) R.Tannehill pass short left to T.Hudson to TEN 47 for 14 yards (B.Echols). NYJ-B.Echols was injured during the play. P5
- 1-10-TEN 47 (1:42) D.Henry right tackle to NYJ 37 for 16 yards (S.Neasman). R6
- 1-10-NYJ 37 (1:05) D.Henry left tackle to NYJ 36 for 1 yard (Qu.Williams).
- 2-9-NYJ 36 (:25) R.Tannehill pass short right to D.Henry to NYJ 20 for 16 yards (F.Fatukasi). P7

END OF QUARTER

	Score	Time Poss	First Downs				Efficiencies	
			R	P	X	T	3 Down	4 Down
Tennessee Titans	3	10:13	3	4	0	7	3/4	0/0
New York Jets	0	4:47	1	0	0	1	0/2	0/0

Tennessee Titans continued.

- 1-10-NYJ 20 (15:00) D.Henry left tackle to NYJ 13 for 7 yards (Qu.Williams).
 2-3-NYJ 13 (14:22) D.Henry left guard to NYJ 11 for 2 yards (J.Franklin-Myers, Qu.Williams).
 3-1-NYJ 11 (13:38) (Shotgun) R.Tannehill Aborted. A.Brewer FUMBLES at NYJ 11, recovered by TEN-R.Tannehill at NYJ 28.
 4-18-NYJ 28 (12:58) R.Bullock 46 yard field goal is GOOD, Center-M.Cox, Holder-J.Townsend.

TEN 6 NYJ 0, 11 plays, 56 yards, 6:10 drive, 2:07 elapsed

R.Bullock kicks 65 yards from TEN 35 to end zone, Touchback.

New York Jets at 12:53

- 1-10-NYJ 25 (12:53) Mi.Carter right guard to NYJ 27 for 2 yards (R.Evans).
 2-8-NYJ 27 (12:26) (No Huddle) Z.Wilson pass deep left intended for C.Davis INTERCEPTED by K.Fulton at NYJ 45. K.Fulton to NYJ 32 for 13 yards (T.Kroft).

Tennessee Titans at 12:15

- 1-10-NYJ 32 (12:15) (Shotgun) R.Tannehill pass short right to D.Henry to NYJ 28 for 4 yards (C.Mosley, J.Franklin-Myers).
 PENALTY on NYJ-N.Shepherd, Roughing the Passer, 14 yards, enforced at NYJ 28. X8
1-10-NYJ 14 (11:57) (Shotgun) D.Henry right guard to NYJ 10 for 4 yards (C.Mosley).
 2-6-NYJ 10 (11:16) (No Huddle, Shotgun) R.Tannehill pass incomplete short right to C.Batson (B.Hall).
 3-6-NYJ 10 (11:12) (Shotgun) R.Tannehill sacked at NYJ 18 for -8 yards (J.Franklin-Myers).
 4-14-NYJ 18 (10:33) R.Bullock 36 yard field goal is GOOD, Center-M.Cox, Holder-J.Townsend.

TEN 9 NYJ 0, 5 plays, 14 yards, 1 penalty, 1:46 drive, 4:31 elapsed

R.Bullock kicks 66 yards from TEN 35 to NYJ -1. T.Johnson to NYJ 25 for 26 yards (M.Rice).

New York Jets at 10:29, (1st play from scrimmage 10:24)

- 1-10-NYJ 25 (10:24) Z.Wilson pass incomplete short right to R.Griffin.
 Penalty on NYJ-A.Vera-Tucker, Ineligible Downfield Pass, declined.
 2-10-NYJ 25 (10:18) Z.Wilson pass incomplete short right to T.Kroft (K.Byard).
 3-10-NYJ 25 (10:08) (Shotgun) Z.Wilson pass short right to C.Davis to NYJ 38 for 13 yards (J.Jenkins). FUMBLES (J.Jenkins), and recovers at NYJ 38. P2
 C.Davis to NYJ 38 for no gain (J.Jenkins).
1-10-NYJ 38 (9:18) Z.Wilson pass short left to C.Davis pushed ob at TEN 32 for 30 yards (K.Byard). P3
1-10-TEN 32 (9:01) (No Huddle) Z.Wilson pass short middle to R.Griffin to TEN 24 for 8 yards (R.Evans).
 2-2-TEN 24 (8:18) (Shotgun) Mi.Carter right guard to TEN 26 for -2 yards (H.Landry).
 Timeout #2 by NYJ at 07:38.
 3-4-TEN 26 (7:38) (Shotgun) Z.Wilson pass short left to T.Johnson pushed ob at TEN 20 for 6 yards (B.Borders). P4
1-10-TEN 20 (7:06) B.Berrios right end to TEN 11 for 9 yards (C.Jackson).
 2-1-TEN 11 (6:20) (Shotgun) Z.Wilson pass short left to J.Crowder to TEN 8 for 3 yards (C.Jackson). P5
1-8-TEN 8 (5:42) (Shotgun) Mi.Carter right guard to TEN 2 for 6 yards (D.Cruikshank; K.Byard).
 2-2-TEN 2 (4:57) (Shotgun) Mi.Carter up the middle for 2 yards, TOUCHDOWN. R6
 M.Ammendola extra point is GOOD, Center-T.Hennessy, Holder-T.Morstead.

TEN 9 NYJ 7, 11 plays, 75 yards, 5:40 drive, 10:11 elapsed

M.Ammendola kicks 65 yards from NYJ 35 to end zone, Touchback.

Tennessee Titans at 4:49

- 1-10-TEN 25 (4:49) T.Sambrailo reported in as eligible. D.Henry right guard to TEN 28 for 3 yards (C.Mosley).
 2-7-TEN 28 (4:15) D.Henry right guard to TEN 33 for 5 yards (J.Wilson).
 3-2-TEN 33 (3:32) (Shotgun) R.Tannehill pass incomplete short right to N.Westbrook-Ikhine [J.Franklin-Myers].
 Penalty on TEN-A.Firkser, Offensive Pass Interference, declined.
 4-2-TEN 33 (3:28) J.Townsend punts 12 yards to TEN 45, Center-M.Cox, out of bounds.

New York Jets at 3:22

- 1-10-TEN 45 (3:22) T.Coleman right tackle to TEN 40 for 5 yards (R.Evans, H.Landry).
 2-5-TEN 40 (2:39) T.Coleman left tackle to TEN 41 for -1 yards (T.Tart).

Two-Minute Warning

- 3-6-TEN 41 (2:00) (Shotgun) Z.Wilson sacked at TEN 49 for -8 yards (H.Landry).
 Timeout #1 by TEN at 01:55.
 4-14-TEN 49 (1:55) T.Morstead punts 40 yards to TEN 9, Center-T.Hennessy, fair catch by C.Rogers.

Tennessee Titans at 1:49

Tennessee Titans vs New York Jets at MetLife Stadium

- 1-10-TEN 9 (1:49) (Shotgun) R.Tannehill pass short right to A.Firkser to TEN 16 for 7 yards (Qu.Williams).
- 2-3-TEN 16 (1:31) (No Huddle, Shotgun) R.Tannehill pass short left to C.Rogers to TEN 26 for 10 yards (M.Carter II). P9
- ~~1-10-TEN 26~~ (1:13) (No Huddle, Shotgun) R.Tannehill pass short left to J.McNichols pushed ob at TEN 26 for no gain (J.Guidry).
- 2-10-TEN 26 (1:09) (Shotgun) R.Tannehill pass short right to C.Rogers to TEN 38 for 12 yards (B.Hall). P10
- ~~1-10-TEN 38~~ (:48) (No Huddle, Shotgun) R.Tannehill pass short left to J.Reynolds pushed ob at TEN 45 for 7 yards (J.Guidry).
- 2-3-TEN 45 (:42) (Shotgun) R.Tannehill pass short right to D.Henry to 50 for 5 yards (B.Hall).
PENALTY on TEN-T.Lewan, Illegal Use of Hands, 10 yards, enforced at TEN 45 - No Play.
- 2-13-TEN 35 (:33) (Shotgun) R.Tannehill pass short right to A.Firkser to TEN 45 for 10 yards (C.Mosley).
Timeout #2 by TEN at 00:27.
- 3-3-TEN 45 (:27) (Shotgun) R.Tannehill sacked at TEN 37 for -8 yards (sack split by B.Huff and B.Hall).

END OF QUARTER

	Score	Time Poss	First Downs				Efficiencies	
			R	P	X	T	3 Down	4 Down
Tennessee Titans	9	7:09	0	2	1	3	0/4	0/0
New York Jets	7	7:51	1	4	0	5	2/3	0/0

Third Quarter

10/3/2021

Play By Play

TEN elects to Receive, and NYJ elects to defend the North goal.

M.Ammendola kicks 65 yards from NYJ 35 to end zone, Touchback.

Tennessee Titans at 15:00

- 1-10-TEN 25 (15:00) (Shotgun) D.Henry right guard to TEN 27 for 2 yards (S.Rankins).
 2-8-TEN 27 (14:21) D.Henry left guard to TEN 30 for 3 yards (C.Mosley, J.Guidry).
 3-5-TEN 30 (13:42) (Shotgun) R.Tannehill pass short middle to J.Reynolds to TEN 39 for 9 yards (B.Hall, A.Colbert). P11
1-10-TEN 39 (13:04) D.Henry right tackle to TEN 40 for 1 yard (C.Mosley).
 2-9-TEN 40 (12:26) D.Henry right guard to NYJ 46 for 14 yards (C.Mosley).
 PENALTY on TEN-B.Jones, Offensive Holding, 10 yards, enforced at TEN 40 - No Play.
 2-19-TEN 30 (11:56) (Shotgun) R.Tannehill pass short right to J.McNichols to TEN 31 for 1 yard (Qu.Williams).
 3-18-TEN 31 (11:19) (Shotgun) R.Tannehill pass incomplete deep right to J.Reynolds (B.Hall). TEN-J.Reynolds was injured during the play.
 4-18-TEN 31 (11:12) J.Townsend punts 63 yards to NYJ 6, Center-M.Cox. B.Berrios pushed ob at NYJ 20 for 14 yards (M.Farley; M.Pruitt).

New York Jets at 11:00

- 1-10-NYJ 20 (11:00) Mi.Carter right guard to NYJ 25 for 5 yards (J.Simmons, D.Long).
 2-5-NYJ 25 (10:25) (Shotgun) Mi.Carter right tackle to NYJ 23 for -2 yards (D.Autry).
 3-7-NYJ 23 (9:44) (Shotgun) Z.Wilson pass short left to J.Crowder to NYJ 29 for 6 yards (K.Fulton).
 4-1-NYJ 29 (9:01) T.Morstead punts 52 yards to TEN 19, Center-T.Hennessy, fair catch by C.Rogers.

Tennessee Titans at 8:54

- 1-10-TEN 19 (8:54) T.Sambrailo reported in as eligible. D.Henry left tackle to TEN 21 for 2 yards (Qu.Williams, Q.Williams).
 2-8-TEN 21 (8:17) R.Tannehill pass short right to R.Saffold to TEN 25 for 4 yards (C.Mosley).
 PENALTY on TEN-R.Saffold, Illegal Touch Pass, 5 yards, enforced at TEN 21 - No Play.
 Penalty on TEN-R.Saffold, Ineligible Downfield Pass, declined.
 2-13-TEN 16 (7:48) (Shotgun) R.Tannehill pass short left to J.McNichols pushed ob at TEN 39 for 23 yards (S.Neasman). P12
1-10-TEN 39 (7:12) T.Sambrailo reported in as eligible. R.Tannehill pass short middle to J.Reynolds to TEN 48 for 9 yards (C.Mosley; Qu.Williams).
 2-1-TEN 48 (6:34) D.Henry left guard to NYJ 41 for 11 yards (J.Guidry). R13
1-10-NYJ 41 (5:55) D.Henry right guard to NYJ 39 for 2 yards (F.Fatukasi).
 PENALTY on NYJ-N.Shepherd, Defensive Holding, 5 yards, enforced at NYJ 39. X14
1-10-NYJ 34 (5:31) R.Tannehill pass incomplete deep right to C.Batson.
 2-10-NYJ 34 (5:26) D.Henry right guard to NYJ 31 for 3 yards (Q.Williams). TEN-T.Hudson was injured during the play.
 3-7-NYJ 31 (4:47) (Shotgun) R.Tannehill sacked at NYJ 38 for -7 yards (Q.Williams).
 4-14-NYJ 38 (4:01) (Punt formation) PENALTY on TEN, Delay of Game, 5 yards, enforced at NYJ 38 - No Play.
 4-19-NYJ 43 (3:42) J.Townsend punts 30 yards to NYJ 13, Center-M.Cox, fair catch by B.Berrios.

New York Jets at 3:36

- 1-10-NYJ 13 (3:36) (Shotgun) Z.Wilson pass short middle to C.Davis to NYJ 28 for 15 yards (R.Evans). P7
1-10-NYJ 28 (3:07) (No Huddle) Z.Wilson pass short middle to T.Johnson to NYJ 34 for 6 yards (D.Long).
 2-4-NYJ 34 (2:41) (No Huddle, Shotgun) T.Johnson up the middle to NYJ 32 for -2 yards (J.Simmons).
 3-6-NYJ 32 (1:58) (Shotgun) Z.Wilson pass deep right to K.Cole to TEN 14 for 54 yards (B.Borders). P8
1-10-TEN 14 (1:09) (Shotgun) Z.Wilson pass incomplete short left to J.Crowder.
 2-10-TEN 14 (1:05) (Shotgun) Z.Wilson pass short right to J.Crowder to TEN 9 for 5 yards (O.Adeniyi).
 3-5-TEN 9 (:27) (Shotgun) Z.Wilson pass incomplete short right to R.Griffin.
 4-5-TEN 9 (:23) M.Ammendola 27 yard field goal is GOOD, Center-T.Hennessy, Holder-T.Morstead.

TEN 9 NYJ 10, 8 plays, 78 yards, 3:17 drive, 14:41 elapsed

M.Ammendola kicks 65 yards from NYJ 35 to end zone, Touchback.

Tennessee Titans at 0:19

- 1-10-TEN 25 (:19) R.Tannehill pass short left to M.Pruitt to TEN 39 for 14 yards (N.Shepherd). NYJ-J.Wilson was injured during the play. P15

END OF QUARTER

	Score	Time Poss	First Downs				Efficiencies	
			R	P	X	T	3 Down	4 Down
Tennessee Titans	9	9:37	1	3	1	5	1/3	0/0
New York Jets	10	5:23	0	2	0	2	1/3	0/0

Tennessee Titans continued.

<u>1-10-TEN 39</u>	(15:00) D.Henry right tackle to NYJ 43 for 18 yards (A.Colbert).	R16
<u>1-10-NYJ 43</u>	(14:35) (No Huddle) D.Henry right end to NYJ 34 for 9 yards (A.Davis).	
2-1-NYJ 34	(14:10) (No Huddle) J.McNichols left tackle to NYJ 23 for 11 yards (A.Colbert). TEN-R.Saffold was injured during the play.	R17
<u>1-10-NYJ 23</u>	(13:51) D.Henry left end to NYJ 1 for 22 yards (J.Sherwood).	R18
<u>1-1-NYJ 1</u>	(13:18) (No Huddle) D.Henry up the middle for 1 yard, TOUCHDOWN.	R19
TWO-POINT CONVERSION ATTEMPT. R.Tannehill pass to M.Pruitt is complete. ATTEMPT SUCCEEDS.		

TEN 17 NYJ 10, 6 plays, 75 yards, 2:05 drive, 1:46 elapsed

R.Bullock kicks 63 yards from TEN 35 to NYJ 2. T.Johnson to NYJ 18 for 16 yards (D.Cruikshank). FUMBLES (D.Cruikshank), recovered by NYJ-T.Wesco at NYJ 23.

New York Jets at 13:14, (1st play from scrimmage 13:07)

1-10-NYJ 23	(13:07) Z.Wilson pass incomplete deep middle to C.Davis.	
PENALTY on TEN-D.Cruikshank, Defensive Pass Interference, 43 yards, enforced at NYJ 23 - No Play.		
<u>1-10-TEN 34</u>	(12:59) Z.Wilson pass incomplete short left to J.Crowder.	X9
2-10-TEN 34	(12:55) Fumbled snap. Z.Wilson to TEN 36 for -2 yards. FUMBLES, and recovers at TEN 38. Z.Wilson pass deep left to J.Crowder to TEN 5 for 29 yards (K.Fulton).	P10
<u>1-5-TEN 5</u>	(12:17) T.Johnson up the middle to TEN 3 for 2 yards (A.Bledsoe).	
2-3-TEN 3	(11:34) (Shotgun) Z.Wilson pass short right to J.Crowder for 3 yards, TOUCHDOWN.	P11
M.Ammendola extra point is GOOD, Center-T.Hennessy, Holder-T.Morstead.		

TEN 17 NYJ 17, 4 plays, 77 yards, 1 penalty, 1:44 drive, 3:30 elapsed

M.Ammendola kicks 65 yards from NYJ 35 to end zone, Touchback.

Tennessee Titans at 11:30

1-10-TEN 25	(11:30) D.Henry left end to TEN 27 for 2 yards (J.Guidry, C.Mosley).	
2-8-TEN 27	(10:48) D.Henry right tackle to TEN 29 for 2 yards (F.Fatukasi).	
3-6-TEN 29	(10:05) (No Huddle, Shotgun) R.Tannehill sacked at TEN 29 for 0 yards (Q.Williams).	
4-6-TEN 29	(9:27) J.Townsend punts 42 yards to NYJ 29, Center-M.Cox. B.Berrios pushed ob at NYJ 47 for 18 yards (J.Townsend).	

New York Jets at 9:16

1-10-NYJ 47	(9:16) Z.Wilson pass deep right to C.Davis for 53 yards, TOUCHDOWN.	P12
M.Ammendola extra point is GOOD, Center-T.Hennessy, Holder-T.Morstead.		

TEN 17 NYJ 24, 1 plays, 53 yards, 0:10 drive, 5:54 elapsed

M.Ammendola kicks 65 yards from NYJ 35 to end zone, Touchback.

Tennessee Titans at 9:06

1-10-TEN 25	(9:06) R.Tannehill pass incomplete short middle to A.Firkser.	
2-10-TEN 25	(9:01) (Shotgun) R.Tannehill pass incomplete short left to G.Swaim [S.Rankins]. TEN-T.Lewan was injured during the play.	
3-10-TEN 25	(8:58) (Shotgun) R.Tannehill pass incomplete deep left to J.Reynolds (I.Dunn).	
4-10-TEN 25	(8:53) J.Townsend punts 41 yards to NYJ 34, Center-M.Cox, fair catch by B.Berrios.	

New York Jets at 8:47

1-10-NYJ 34	(8:47) Z.Wilson pass incomplete short right to Mi.Carter.	
2-10-NYJ 34	(8:41) (Shotgun) Z.Wilson pass short left to J.Crowder to NYJ 38 for 4 yards (H.Landry).	
3-6-NYJ 38	(7:57) (Shotgun) Z.Wilson scrambles left end to NYJ 40 for 2 yards (J.Brown).	
4-4-NYJ 40	(7:07) T.Morstead punts 40 yards to TEN 20, Center-T.Hennessy, fair catch by C.Rogers.	
PENALTY on NYJ-J.Hardee, Fair Catch Interference, 15 yards, enforced at TEN 20.		

Tennessee Titans at 6:56

1-10-TEN 35	(6:56) D.Henry left guard to TEN 42 for 7 yards (J.Guidry).	
2-3-TEN 42	(6:35) R.Tannehill pass short middle to N.Westbrook-Ikhine to NYJ 40 for 18 yards (C.Mosley).	P20
<u>1-10-NYJ 40</u>	(6:11) (No Huddle) D.Henry right guard to NYJ 35 for 5 yards (J.Wilson).	
2-5-NYJ 35	(5:49) R.Tannehill pass incomplete deep left to N.Westbrook-Ikhine [N.Shepherd].	
3-5-NYJ 35	(5:42) R.Tannehill pass short left to J.McNichols ran ob at NYJ 26 for 9 yards (C.Mosley).	P21
<u>1-10-NYJ 26</u>	(5:11) D.Henry left tackle to NYJ 21 for 5 yards (Q.Williams).	
2-5-NYJ 21	(4:35) D.Henry right tackle to NYJ 20 for 1 yard (Qu.Williams).	
3-4-NYJ 20	(3:49) (Shotgun) R.Tannehill pass incomplete short right to J.McNichols.	
4-4-NYJ 20	(3:46) (Shotgun) R.Tannehill pass incomplete short right to N.Westbrook-Ikhine (S.Neasman) [B.Hall].	

Tennessee Titans vs New York Jets at MetLife Stadium

New York Jets at 3:41

- 1-10-NYJ 21 (3:41) B.Berrios right end to NYJ 27 for 6 yards (R.Evans, K.Byard). Difference in line of scrimmage from 20 to 21 based on change of possession opposite direction on field
Timeout #1 by TEN at 03:32.
- 2-4-NYJ 27 (3:32) Mi.Carter left tackle to NYJ 40 for 13 yards (R.Evans).
Timeout #2 by TEN at 03:20.
- 1-10-NYJ 40 (3:20) Mi.Carter right tackle to NYJ 40 for no gain (J.Simmons).
Timeout #3 by TEN at 03:16.
- 2-10-NYJ 40 (3:16) Z.Wilson pass short left to B.Berrios to NYJ 40 for no gain (J.Jenkins).
Timeout #1 by NYJ at 02:25.
- 3-10-NYJ 40 (2:25) (Shotgun) Z.Wilson pass incomplete short right to C.Davis.
- 4-10-NYJ 40 (2:21) T.Morstead punts 40 yards to TEN 20, Center-T.Hennessy. C.Rogers to TEN 26 for 6 yards (J.Hardee; I.Dunn).

R13

Tennessee Titans at 2:09

- 1-10-TEN 26 (2:09) (Shotgun) D.Henry left tackle to TEN 26 for no gain (Q.Williams).

Two-Minute Warning

- 2-10-TEN 26 (2:00) (Shotgun) R.Tannehill pass incomplete short right to C.Rogers (M.Carter II).
- 3-10-TEN 26 (1:56) (Shotgun) R.Tannehill pass incomplete deep right to N.Westbrook-Ikhine.
- 4-10-TEN 26 (1:49) (Shotgun) R.Tannehill pass incomplete deep middle to C.Rogers.
PENALTY on NYJ-J.Wilson, Defensive Pass Interference, 22 yards, enforced at TEN 26 - No Play. X22
- 1-10-TEN 48 (1:44) (Shotgun) R.Tannehill pass short right to J.McNichols to NYJ 37 for 15 yards (M.Carter II). NYJ-M.Carter II was injured during the play. P23
Timeout #2 by NYJ at 01:28.
- 1-10-NYJ 37 (1:28) (Shotgun) R.Tannehill pass incomplete short right to J.McNichols (Qu.Williams) [J.Franklin-Myers].
- 2-10-NYJ 37 (1:23) (Shotgun) R.Tannehill pass short right to J.Reynolds to NYJ 25 for 12 yards (B.Hall). NYJ-J.Franklin-Myers was injured during the play. P24
Timeout #3 by NYJ at 01:11.
- 1-10-NYJ 25 (1:11) (Shotgun) R.Tannehill pass short left to J.Reynolds pushed ob at NYJ 14 for 11 yards (J.Guidry). P25
- 1-10-NYJ 14 (1:05) (Shotgun) R.Tannehill pass short right to N.Westbrook-Ikhine to NYJ 8 for 6 yards (C.Mosley; M.Carter II).
- 2-4-NYJ 8 (:44) (No Huddle, Shotgun) R.Tannehill pass short right to A.Firkser to NYJ 2 for 6 yards (Qu.Williams). P26
- 1-2-NYJ 2 (:22) (Shotgun) R.Tannehill pass incomplete short middle to N.Westbrook-Ikhine (B.Hall).
- 2-2-NYJ 2 (:19) (Shotgun) R.Tannehill pass short left to C.Batson for 2 yards, TOUCHDOWN. P27
R.Bullock extra point is GOOD, Center-M.Cox, Holder-J.Townsend.

TEN 24 NYJ 24, 11 plays, 74 yards, 1 penalty, 1:53 drive, 14:44 elapsed

R.Bullock kicks 63 yards from TEN 35 to NYJ 2. T.Johnson to NYJ 17 for 15 yards. Took a knee and gave himself up

New York Jets at 0:16, (1st play from scrimmage 0:13)

- 1-10-NYJ 17 (:13) Z.Wilson kneels to NYJ 16 for -1 yards.

END OF QUARTER

	Score	Time Poss	First Downs				Efficiencies	
			R	P	X	T	3 Down	4 Down
Tennessee Titans	24	9:27	4	7	1	12	1/5	0/1
New York Jets	24	5:33	1	3	1	5	0/2	0/0

Play By Play

Overtime

10/3/2021

NYJ wins toss, elects to Receive, and TEN elects to defend the South goal.

R.Bullock kicks 65 yards from TEN 35 to end zone, Touchback.

New York Jets at 10:00

1-10-NYJ 25	(10:00) Z.Wilson pass incomplete short right to Mi.Carter.	
2-10-NYJ 25	(9:56) (Shotgun) Z.Wilson pass short right to K.Cole to NYJ 35 for 10 yards (K.Byard). The Replay Official reviewed the first down ruling, and the play was REVERSED. (Shotgun) Z.Wilson pass short right to K.Cole to NYJ 34 for 9 yards (K.Byard).	
3-1-NYJ 34	(9:48) T.Coleman up the middle to NYJ 36 for 2 yards (K.Byard).	R14
<u>1-10-NYJ 36</u>	(9:04) Z.Wilson pass incomplete short left to T.Wesco. Timeout #1 by NYJ at 08:57.	
2-10-NYJ 36	(8:57) T.Coleman right guard to NYJ 44 for 8 yards (D.Cruikshank).	
3-2-NYJ 44	(8:18) (Shotgun) Z.Wilson pass deep left to K.Cole ran ob at TEN 27 for 29 yards.	P15
<u>1-10-TEN 27</u>	(7:45) Mi.Carter left guard to TEN 22 for 5 yards (H.Landry; K.Byard).	
2-5-TEN 22	(7:02) Mi.Carter right tackle to TEN 20 for 2 yards (J.Simmons).	
3-3-TEN 20	(6:21) (Shotgun) Z.Wilson pass short right to J.Crowder pushed ob at TEN 9 for 11 yards (K.Fulton). Timeout #1 by TEN at 05:52.	P16
<u>1-9-TEN 9</u>	(5:52) Z.Wilson pass incomplete short right to R.Griffin.	
2-9-TEN 9	(5:47) (Shotgun) Z.Wilson pass short right to T.Coleman pushed ob at TEN 1 for 8 yards (T.Tart).	
3-1-TEN 1	(5:10) Z.Wilson right end to TEN 4 for -3 yards (D.Autry).	
4-4-TEN 4	(4:33) M.Ammendola 22 yard field goal is GOOD, Center-T.Hennessy, Holder-T.Morstead.	

TEN 24 NYJ 27, 13 plays, 71 yards, 5:29 drive, 5:29 elapsed

M.Ammendola kicks 65 yards from NYJ 35 to end zone, Touchback.

Tennessee Titans at 4:31

1-10-TEN 25	(4:31) D.Henry right end to TEN 21 for -4 yards (J.Franklin-Myers).	
2-14-TEN 21	(3:48) (Shotgun) R.Tannehill sacked at TEN 14 for -7 yards (B.Huff).	
3-21-TEN 14	(3:06) (Shotgun) R.Tannehill pass deep right to C.Rogers to TEN 34 for 20 yards (A.Davis).	
4-1-TEN 34	(2:19) D.Henry right end to TEN 47 for 13 yards (J.Guidry).	R28

Two-Minute Warning

<u>1-10-TEN 47</u>	(2:00) (Shotgun) R.Tannehill pass short left to J.McNichols to TEN 41 for -6 yards (Qu.Williams).	
2-16-TEN 41	(1:35) (No Huddle, Shotgun) R.Tannehill pass short right to J.McNichols to TEN 46 for 5 yards (M.Carter II).	
3-11-TEN 46	(1:15) (No Huddle, Shotgun) R.Tannehill pass short left to C.Rogers pushed ob at NYJ 45 for 9 yards (J.Guidry).	
4-2-NYJ 45	(1:10) (Shotgun) D.Henry right tackle to NYJ 43 for 2 yards (Qu.Williams).	R29
<u>1-10-NYJ 43</u>	(:41) (Shotgun) R.Tannehill pass short right to C.Rogers to NYJ 31 for 12 yards (A.Davis). Timeout #2 by TEN at 00:36.	P30
<u>1-10-NYJ 31</u>	(:36) (Shotgun) R.Tannehill pass incomplete short right to J.McNichols [B.Huff].	
2-10-NYJ 31	(:32) (Shotgun) R.Tannehill pass short middle to C.Rogers to NYJ 24 for 7 yards (S.Neasman; C.Mosley). PENALTY on NYJ-N.Shepherd, Defensive Offside, 5 yards, enforced at NYJ 31 - No Play.	
2-5-NYJ 26	(:28) (Shotgun) R.Tannehill pass incomplete deep middle to A.Firkser.	
3-5-NYJ 26	(:24) (Shotgun) PENALTY on TEN, Delay of Game, 5 yards, enforced at NYJ 26 - No Play.	
3-10-NYJ 31	(:24) (Shotgun) R.Tannehill pass incomplete short middle to J.McNichols.	
4-10-NYJ 31	(:19) R.Bullock 49 yard field goal is No Good, Wide Left, Center-M.Cox, Holder-J.Townsend.	

END OF QUARTER

	Score	Time Poss	First Downs				Efficiencies	
			R	P	X	T	3 Down	4 Down
Tennessee Titans	24	4:16	2	1	0	3	0/3	2/2
New York Jets	27	5:29	1	2	0	3	3/4	0/0

Miscellaneous Statistics Report

Tennessee Titans vs New York Jets
10/3/2021 at MetLife Stadium

Ten Longest Plays for Tennessee Titans

Yards	Qtr	Play Start	Play Description
27	1	3-21-TEN 43	(11:07) (Shotgun) R.Tannehill pass short left to J.McNichols pushed ob at NYJ 30 for 27 yards (M.Carter II).
23	3	2-13-TEN 16	(7:48) (Shotgun) R.Tannehill pass short left to J.McNichols pushed ob at TEN 39 for 23 yards (S.Neasman).
22	4	1-10-NYJ 23	(13:51) D.Henry left end to NYJ 1 for 22 yards (J.Sherwood).
20	5	3-21-TEN 14	(3:06) (Shotgun) R.Tannehill pass deep right to C.Rogers to TEN 34 for 20 yards (A.Davis).
18	2	1-10-NYJ 32	(12:15) (Shotgun) R.Tannehill pass short right to D.Henry to NYJ 28 for 4 yards (C.Mosley, J.Franklin-Myers). PENALTY on NYJ-N.Shepherd, Roughing the Passer, 14 yards, enforced at NYJ 28.
18	4	1-10-TEN 39	(15:00) D.Henry right tackle to NYJ 43 for 18 yards (A.Colbert).
18	4	2-3-TEN 42	(6:35) R.Tannehill pass short middle to N.Westbrook-Ikhine to NYJ 40 for 18 yards (C.Mosley).
16	1	1-10-TEN 47	(1:42) D.Henry right tackle to NYJ 37 for 16 yards (S.Neasman).
16	1	2-9-NYJ 36	(:25) R.Tannehill pass short right to D.Henry to NYJ 20 for 16 yards (F.Fatukasi).
15	4	1-10-TEN 48	(1:44) (Shotgun) R.Tannehill pass short right to J.McNichols to NYJ 37 for 15 yards (M.Carter II). NYJ-M.Carter II was injured during the play.

Ten Longest Plays for New York Jets

Yards	Qtr	Play Start	Play Description
54	3	3-6-NYJ 32	(1:58) (Shotgun) Z.Wilson pass deep right to K.Cole to TEN 14 for 54 yards (B.Borders).
53	4	1-10-NYJ 47	(9:16) Z.Wilson pass deep right to C.Davis for 53 yards, TOUCHDOWN.
30	2	1-10-NYJ 38	(9:18) Z.Wilson pass short left to C.Davis pushed ob at TEN 32 for 30 yards (K.Byard).
29	4	2-10-TEN 34	(12:55) Fumbled snap. Z.Wilson to TEN 36 for -2 yards. FUMBLES, and recovers at TEN 38. Z.Wilson pass deep left to
29	5	3-2-NYJ 44	(8:18) (Shotgun) Z.Wilson pass deep left to K.Cole ran ob at TEN 27 for 29 yards.
15	3	1-10-NYJ 13	(3:36) (Shotgun) Z.Wilson pass short middle to C.Davis to NYJ 28 for 15 yards (R.Evans).
13	2	3-10-NYJ 25	(10:08) (Shotgun) Z.Wilson pass short right to C.Davis to NYJ 38 for 13 yards (J.Jenkins). FUMBLES (J.Jenkins), and recovers
13	4	2-4-NYJ 27	(3:32) Mi.Carter left tackle to NYJ 40 for 13 yards (R.Evans).
11	5	3-3-TEN 20	(6:21) (Shotgun) Z.Wilson pass short right to J.Crowder pushed ob at TEN 9 for 11 yards (K.Fulton).
9	1	1-10-NYJ 25	(7:06) (Shotgun) Z.Wilson pass short left to T.Coleman to NYJ 34 for 9 yards (D.Cruikshank).

Touchdown Scoring Information

VISITOR	Offense	Defense	Special Teams
Tennessee Titans	2	0	0
HOME	3	0	0

Player Scoring Information

Club	Player	TD	Rush TD	Rec TD	KO TD	Punt TD	Int TD	Fum TD	Misc TD	FG	XP	2Pt Rush	2Pt Rec	Sfty	Points
TEN	R.Bullock	0	0	0	0	0	0	0	0	3	1	0	0	0	10
TEN	D.Henry	0	1	0	0	0	0	0	0	0	0	0	0	0	6
TEN	C.Batson	0	0	1	0	0	0	0	0	0	0	0	0	0	6
TEN	M.Pruitt	0	0	0	0	0	0	0	0	0	0	0	1	0	2
NYJ	M.Ammendola	0	0	0	0	0	0	0	0	2	3	0	0	0	9
NYJ	Mi.Carter	0	1	0	0	0	0	0	0	0	0	0	0	0	6
NYJ	J.Crowder	0	0	1	0	0	0	0	0	0	0	0	0	0	6
NYJ	C.Davis	0	0	1	0	0	0	0	0	0	0	0	0	0	6

Possession Detail

	First Half		Second Half		Game	
	Visitor	Home	Visitor	Home	Visitor	Home
Largest Lead	9	0	7	7	9	7
Drives Leading	4	0	2	3	6	3
Time of Possession Leading	11:12	0:00	9:18	3:33	20:30	3:33
Largest Deficit	0	-9	-7	-7	-7	-9
Drives Trailing	0	4	5	3	5	7
Time of Possession Trailing	0:00	10:54	11:48	7:07	11:48	18:01
Times Score Tied Up		0		2		2
Lead Changes		1		4		5

Playtime Percentage

Percent of playtime per player on offense, defense and special teams (Unofficial)

Tennessee Titans

New York Jets

		Tennessee Titans				New York Jets							
		Offense	Defense	Special Teams		Offense	Defense	Special Teams					
D Quessenberry	G	100	100%	5	15%	A Vera-Tucker	G	61	100%	5	15%		
N Davis	G	100	100%	5	15%	G Fant	T	61	100%	5	15%		
R Tannehill	QB	100	100%			G Van Roten	G	61	100%	5	15%		
T Lewan	T	90	90%	5	15%	M Moses	T	61	100%	5	15%		
B Jones	C	87	87%			C McGovern	C	61	100%				
N Westbrook-Ikhine	WR	81	81%	9	26%	Z Wilson	QB	61	100%				
J Reynolds	WR	78	78%			C Davis	WR	50	82%				
C Rogers	WR	66	66%	6	18%	T Kroft	TE	46	75%	2	6%		
D Henry	RB	59	59%			J Crowder	WR	38	62%				
R Saffold	G	57	57%	3	9%	K Cole	WR	36	59%	1	3%		
A Firkser	TE	50	50%	6	18%	R Griffin	TE	35	57%	18	53%		
J McNichols	RB	40	40%			M Carter	RB	31	51%				
A Brewer	C	36	36%	2	6%	T Johnson	RB	20	33%	6	18%		
T Sambrailo	T	34	34%	5	15%	T Wesco	TE	18	30%	12	35%		
G Swaim	TE	32	32%	16	47%	T Coleman	RB	11	18%				
M Pruitt	TE	28	28%	5	15%	D Mims	WR	10	16%				
C Batson	WR	25	25%	6	18%	B Berrios	WR	9	15%	15	44%		
T Hudson	TE	18	18%			D Brown	TE	1	2%	28	82%		
R McMath	WR	14	14%	23	68%	C Mosley	LB		100	100%	6	18%	
K Blasingame	FB	3	3%	9	26%	B Hall	CB		100	100%	5	15%	
T Carter	TE	2	2%	23	68%	Q Williams	LB		97	97%	1	3%	
K Byard	FS		61	100%	2	6%	J Guidry	CB		85	85%	5	15%
H Landry	LB		60	98%	2	6%	M Carter	CB		75	75%	10	29%
J Jenkins	CB		60	98%			S Neasman	CB		74	74%	16	47%
D Long	LB		60	98%			J Franklin-Myers	DE		63	63%	1	3%
D Cruikshank	SS		59	97%	18	53%	B Huff	DE		62	62%	11	32%
J Simmons	DT		57	93%	6	18%	J Wilson	SS		62	62%	4	12%
K Fulton	CB		56	92%	6	18%	S Rankins	DT		61	61%	6	18%
D Autry	DE		50	82%	6	18%	Q Williams	NT		59	59%	6	18%
R Evans	LB		43	70%			S Lawson	LB		59	59%	6	18%
T Tart	DT		42	69%	5	15%	F Fatukasi	DT		50	50%	5	15%
A Bledsoe	DE		32	52%	11	32%	A Davis	SS		38	38%	9	26%
B Borders	CB		21	34%	20	59%	N Shepherd	DT		37	37%	5	15%
J Brown	LB		19	31%			A Colbert	FS		26	26%	11	32%
O Adeniyi	LB		18	30%	29	85%	J Sherwood	LB		24	24%	28	82%
C Jackson	CB		12	20%	11	32%	B Echols	CB		16	16%	1	3%
N Jones	DT		9	15%	5	15%	J Marshall	DT		9	9%		
W Hamilton	DT		7	11%			I Dunn	CB		3	3%	19	56%
S Finch	LB		5	8%	5	15%	J Hardee	CB				28	82%
N Dzubnar	LB				29	85%	H Nasirildeen	LB				23	68%
M Farley	FS				29	85%	D Phillips	LB				23	68%
E Molden	CB				13	38%	M Ammendola	K				11	32%
M Rice	LB				12	35%	T Hennessy	LS				11	32%
R Bullock	K				12	35%	T Morstead	P				11	32%
M Cox	LS				10	29%							

J Townsend	P	10	29%	I Williams	G	5	15%
K Lamm	T	5	15%	D Feeney	G	5	15%

2021 TENNESSEE TITANS REGULAR SEASON STATISTICS

Won 2, Lost 2

Date	W-L	Score	OT	Opponent	Attendance
09/12	L	13-38		Arizona	67,216
09/19	W	33-30	OT	at Seattle	68,585
09/26	W	25-16		Indianapolis	67,914
10/03	L	24-27	OT	at N.Y. Jets	70,232
10/10				at Jacksonville	
10/18				Buffalo	
10/24				Kansas City	
10/31				at Indianapolis	
11/07				at L.A. Rams	
11/14				New Orleans	
11/21				Houston	
11/28				at New England	
12/12				Jacksonville	
12/19				at Pittsburgh	
12/23				San Francisco	
01/02				Miami	
01/09				at Houston	

Statistic	Tenn.	Opp.
Total First Downs	104	74
Rushing	36	23
Passing	56	42
Penalty	12	9
3rd Down: Made/Att	22/59	20/51
3rd Down Pct.	37.3	39.2
4th Down: Made/Att	4/8	2/2
4th Down Pct.	50.0	100.0
Possession Avg.	33:53	26:07
Total Net Yards	1578	1433
Avg. Per Game	394.5	358.3
Total Plays	305	236
Avg. Per Play	5.2	6.1
Net Yards Rushing	655	366
Avg. Per Game	163.8	91.5
Total Rushes	136	94
Net Yards Passing	923	1067
Avg. Per Game	230.8	266.8
Sacked/Yards Lost	17/137	8/56
Gross Yards	1060	1123
Att./Completions	152/97	134/83
Completion Pct.	63.8	61.9
Had Intercepted	3	2
Punts/Average	11/43.2	19/48.8
Net Punting Avg.	11/38.1	19/39.4
Penalties/Yards	24/224	28/290
Fumbles/Ball Lost	5/4	5/0
Touchdowns	10	13
Rushing	5	5
Passing	5	8
Returns	0	0

Score By Periods	Q1	Q2	Q3	Q4	OT	PTS
Team	13	25	14	40	3	95
Opponents	13	52	20	23	3	111

Scoring	TD	Rush	Rec	Ret	K-PAT	FG	S	PTS
Bullock	0	0	0	0	6/6	8/10	0	30
Henry	4	4	0	0			0	26
Batson	1	0	1	0			0	6
A.J. Brown	1	0	1	0			0	6
McNichols	1	0	1	0			0	6
Rogers	1	0	1	0			0	6
Tannehill	1	1	0	0			0	6
Westbrook-Ikhine	1	0	1	0			0	6
Pruitt	0	0	0	0			0	2
Badgley	0	0	0	0	1/2	0/1	0	1
Team	10	5	5	0	7/8	8/11	0	95
Opponents	13	5	8	0	12/13	7/9	0	111

2-Pt Conv: Henry, Pruitt, **TM 2-2; OP 0-0**

Sacks: Adeniyi 2.5, Landry 2.5, Autry 1.5, Simmons 1.5, **TM 8, OPP 17; FUM/Lost:** Tannehill 3/3, Brewer 1/0, Westbrook-Ikhine 1/1

Passing	Att	Cmp	Yds	Cmp%	Yds/Att	TD	TD%	Int	Int%	Long	Sack/Lost	Rating
Tannehill	151	96	1054	63.6	6.98	5	3.3	3	2.0	51	17/137	86.9
M. Farley	1	1	6	100.0	6.00	0	0.0	0	0.0	6	0/0	91.7
Team	152	97	1060	63.8	6.97	5	3.3	3	2.0	51	17/137	87.1
Opponents	134	83	1123	61.9	8.38	8	6.0	2	1.5	68t	8/56	102.3

Rushing	No.	Yds	Avg	Long	TD
Henry	113	510	4.5	60t	4
Tannehill	14	109	7.8	28	1
McNichols	6	29	4.8	11	0
Sargent	2	4	2.0	2	0
A.J. Brown	1	3	3.0	3	0
Team	136	655	4.8	60t	5
Opponents	94	366	3.9	25	5

Receiving	No.	Yds	Avg	Long	TD
McNichols	15	134	8.9	27	1
Henry	14	125	8.9	16	0
Ju. Jones	12	204	17.0	51	0
Rogers	12	153	12.8	39	1
Westbrook-Ikhine	9	98	10.9	18t	1
A.J. Brown	7	92	13.1	19	1
J. Reynolds	6	59	9.8	12	0
Firkser	6	42	7.0	11	0
Pruitt	5	64	12.8	22	0
Swaim	5	37	7.4	26	0
Hudson	3	31	10.3	14	0
Batson	2	15	7.5	13	1
Hooker	1	6	6.0	6	0
Team	97	1060	10.9	51	5
Opponents	83	1123	13.5	68t	8

Interceptions	No.	Yds	Avg	Long	TD
Fulton	1	13	13.0	13	0
Byard	1	12	12.0	12	0
Team	2	25	12.5	13	0
Opponents	3	36	12.0	32	0

Punting	No.	Yds	Avg	Net	TB	In	Lg	B
Kern	6	287	47.8	43.8	0	1	59	0
Townsend	5	188	37.6	31.2	0	1	63	0
Team	11	475	43.2	38.1	0	2	63	0
Opponents	19	928	48.8	39.4	3	7	66	0

Punt Returns	Ret	FC	Yds	Avg	Long	TD
Rogers	9	6	120	13.3	22	0
Team	9	6	120	13.3	22	0
Opponents	4	3	56	14.0	18	0

Kickoff Returns	No.	Yds	Avg	Long	TD
Rogers	7	114	16.3	19	0
McNichols	2	31	15.5	16	0
Team	9	145	16.1	19	0
Opponents	10	166	16.6	26	0

Field Goals	1-19	20-29	30-39	40-49	50+
Bullock	0/0	1/1	5/5	2/4	0/0
Badgley	0/0	0/0	0/0	0/1	0/0
Team	0/0	1/1	5/5	2/5	0/0
Opponents	0/0	4/4	2/2	1/2	0/1

Bullock: () (33G,30G,24G,44N,36G) (32G) (44G,46G, 36G,49N)

Badgley: (46N) () ()

OPP: (34G,43N) (31G) (43G,28G,24G,51N) (27G,22G)

TITANS BOUNCE BACK WITH 37-19 WIN OVER THE JAGUARS

**BY JIM WYATT
TENNESSEE TITANS
OCTOBER 10, 2021**

JACKSONVILLE, Fla. – The Titans needed a bounce-back game here on Sunday.

And, against the Jaguars, they got one.

A scoring splurge helped pave the way for a 37-19 victory over the Jaguars at TIAA Bank Field on a day when the Titans got a big defensive stand late.

"It was a must-win for us," Titans safety Kevin Byard said. "It was a division game. We understand that all of our division games are going to be tough. We came off an emotional roller coaster, losing to the Jets, but we had to flush it and get ready for the Jaguars. It wasn't pretty. It wasn't perfect at all. But I'm happy we got a win down here in Duval (County)."

Running back Derrick Henry ran for 130 yards and three touchdowns as the Titans improved to 3-2.

The Titans have now beaten the Jaguars 10 of the past 12 meetings, and they've now won five straight games vs AFC South opponents dating back to last season.

"We stuck with it, and (we) trusted and believed in what we do – finishing and try and win and get points," Henry said. "We want to carry this momentum into next week."

Titans quarterback Ryan Tannehill completed 14-of-22 passes for 197 yards and a touchdown in the contest. The Titans created two turnovers on defense, and also made plays when they needed to on a day when they allowed Jaguars running back James Robinson to run for 149 yards and a touchdown.

"When we had to have plays, we had them," Titans coach Mike Vrabel said. "But there's too many things we need to clean up, and be better."

"It is a tough league," Tannehill added. "Nothing is going to come easy. We have to battle, and stay together (and we did that)."

The Titans got off to a fast start in this one, thanks to the defense.

On a third-down play on Jacksonville's first series, cornerback Elijah Molden hit Jaguars tight end Dan Arnold after he caught a short pass, and the ball popped out. Byard picked it up and raced 30 yards for a touchdown to give the Titans a 7-0 lead just one minute into the contest.

After the Jaguars answered back with a one-yard touchdown run by running back James Robinson, the Titans extended their lead to 14-6 on a one-yard touchdown run by Henry, which capped a long touchdown drive.

The Jaguars answered again, trimming the lead to 14-13 after quarterback Trevor Lawrence connected with tight end Jacob Hollister on a one-yard touchdown pass on fourth-and-goal from the one with 9:55 left in the first half.

Then, the Titans began to settle in – and take over.

The Titans put together one of their most impressive scoring drives of the season midway through the second quarter, an eight-play, 75-yard drive that was capped off by a 14-yard touchdown pass from Tannehill to tight end MyCole Pruitt. Six different Titans touched the ball on the drive, aside from center Ben Jones and Tannehill. The Titans got catches from Pruitt and receivers Marcus Johnson and Josh Reynolds on the possession, along with carries from Henry and receivers Cam Batson and Chester Rogers. The toss to Pruitt made it 21-13 with 5:49 left in the second quarter.

The Titans led 24-13 at the half following a 34-yard field goal by kicker Randy Bullock.

On their first possession of the second half, the Titans drove the field, and Henry capped off the scoring drive with a nine-yard touchdown run to make it 31-13 with 9:48 left.

It gave the Titans 17 straight points during a critical stage of the contest.

After the Jaguars cut the lead to 31-19 on a four-yard touchdown run by Lawrence with 13:50 left, the Titans made the biggest play of the game on defense.

With the Jaguars facing a fourth-and-goal at the Tennessee one-yard line, Titans defensive lineman Tear Tart busted through the line to force Jaguars running back Carlos Hyde outside. Once there, Hyde was met by a group of Titans, including defensive back Chris Jackson. The Titans ended up tackling Hyde for a three-yard loss, and it halted Jacksonville's momentum.

"I was just going out there and help the team any way possible," Tart said. "It was a big momentum-swing for the team. I feel like it was a crucial moment in the game, to help the team build some momentum, some positive energy to the sideline."

Henry added a 10-yard run late, his third score of the day, and the Titans closed the game out with a Byard interception in the end zone.

And, the Titans ended up walking off of TIAA Bank Field with a much-needed win.

The Titans return to action against the Buffalo Bills next Monday at Nissan Stadium.

"It is important to win every single week," Titans left tackle Taylor Lewan said. "The (Jaguars) fought the entire game, and I am just really happy for our team to get on track and keep moving forward."

National Football League Game Summary

NFL Copyright © 2021 by The National Football League. All rights reserved. This summary and play-by-play is for the express purpose of assisting media in their coverage of the game; any other use of this material is prohibited without the written permission of the National Football League.

Date: Sunday, 10/10/2021

Tennessee Titans at Jacksonville Jaguars
at TIAA Bank Field, Jacksonville, FL

Start Time: 1:02 PM EDT

Game Day Weather

Game Weather: Partly Cloudy
Played Open Stadium on Turf: Grass

Temp: 78° F (25.6° C) Humidity: 72%, Wind: NE 13 mph
Outdoor Weather: Partly Cloudy,

Officials

Referee: Kemp, Alex (55)
Line Judge: Bergman, Jeff (32)
Back Judge: Helverson, Scott (93)

Umpire: Hall, Richard (49)
Field Judge: Gautreaux, Greg (80)
Replay Official: Chase, Mike (0)

Down Judge: Carr, Mike (63)
Side Judge: Shaw, Dale (104)

Lineups

Tennessee Titans			Jacksonville Jaguars				
Offense		Defense	Offense		Defense		
WR 11	A.Brown	DL 96	D.Autry	WR 10	L.Shenault	DT 90	M.Brown
LT 77	T.Lewan	NT 93	T.Tart	LT 74	C.Robinson	NT 52	D.Hamilton
LG 76	R.Saffold	DT 98	J.Simmons	LG 68	A.Norwell	OLB 41	J.Allen
C 60	B.Jones	ILB 54	R.Evans	C 65	B.Linder	MIKE 54	D.Wilson
RG 64	N.Davis	OLB 58	H.Landry	RG 78	B.Bartch	WILL 44	M.Jack
RT 72	D.Quessenberry	LB 51	D.Long	RT 75	J.Taylor	OLB 45	K.Chaisson
WR 88	M.Johnson	CB 20	J.Jenkins	TE 84	C.Manhertz	CB 26	S.Griffin
TE 87	G.Swaim	CB 31	K.Byard	WR 11	M.Jones	FS 2	R.Jenkins
QB 17	R.Tannehill	S 29	D.Cruikshank	TE 86	J.Hollister	SS 42	A.Wingard
FB 41	K.Blasingame	S 26	K.Fulton	QB 16	T.Lawrence	CB 27	C.Claybrooks
RB 22	D.Henry	DE 94	A.Bledsoe	RB 25	J.Robinson	DE 96	A.Gotsis

Substitutions

CB 3 C.Farley, P 8 J.Townsend, WR 13 C.Batson, K 14 R.Bullock, WR 18 J.Reynolds, S 21 M.Farley, CB 24 E.Molden, S 25 J.Carter, RB 28 J.McNichols, DB 35 C.Jackson, CB 39 B.Borders, LB 42 Jo.Jones, LS 46 M.Cox, LB 49 N.Dzubnar, LB 56 M.Rice, OLB 59 J.Simon, G 61 C.Levin, T 71 K.Lamm, OL 75 D.Radunz, WR 80 C.Rogers, TE 85 M.Pruitt, TE 86 A.Firkser, DT 90 N.Jones, OLB 92 O.Adeniyi, DT 97 C.Reid

Did Not Play

QB 5 L.Woodside

Not Active

WR 2 J.Jones, P 6 B.Kern, WR 15 N.Westbrook-Ikhine, RB 38 M.Sargent, OLB 48 B.Dupree, T 70 T.Sambrailo, DT 78 W.Hamilton

Substitutions

S 5 R.Ford, DE 6 J.Ward, WR 7 T.Austin, P 9 L.Cooke, K 15 M.Wright, S 20 D.Thomas, CB 21 N.Lawson, RB 24 C.Hyde, RB 33 D.Ogunbowale, CB 37 T.Herndon, S 38 A.Cisco, WR 39 J.Agnew, LS 46 R.Maticsk, LB 49 C.Russell, LB 50 S.Quarterman, LB 53 D.Allen, OL 69 T.Shatley, OL 76 W.Richardson, WR 85 D.Arnold, TE 89 L.Farrell, DE 91 D.Smoot, DL 93 T.Bryan, DT 97 J.Tufele

Did Not Play

QB 3 C.Beathard, WR 12 T.Johnson, OL 72 W.Little

Not Active

K 4 J.Lambo, CB 32 T.Campbell, DE 55 L.McCray, DE 92 J.Smith, DL 95 R.Robertson-Harris

Field Goals (made () & missed)

	R.Bullock	(34)	M.Wright	53CR				
			1	2	3	4	OT	Total
VISITOR:	Tennessee Titans		7	17	7	6	0	37
HOME:	Jacksonville Jaguars		6	7	0	6	0	19

Scoring Plays

Team	Qtr	Time	Play Description (Extra Point) (Drive Info)	Visitor	Home
Titans	1	14:00	K.Byard 30 yd. fumble return (R.Bullock kick)	7	0
Jaguars	1	11:21	J.Robinson 1 yd. run (kick failed, hru) (5-75, 2:39)	7	6
Titans	2	14:56	D.Henry 1 yd. run (R.Bullock kick) (11-79, 4:50)	14	6
Jaguars	2	9:55	J.Hollister 1 yd. pass from T.Lawrence (M.Wright kick) (9-70, 5:01)	14	13
Titans	2	5:49	M.Pruitt 14 yd. pass from R.Tannehill (R.Bullock kick) (8-75, 4:06)	21	13
Titans	2	0:31	R.Bullock 34 yd. Field Goal (7-41, 1:51)	24	13
Titans	3	9:48	D.Henry 9 yd. run (R.Bullock kick) (11-75, 5:12)	31	13
Jaguars	4	13:50	T.Lawrence 4 yd. run (pass failed) (10-80, 4:46)	31	19
Titans	4	1:54	D.Henry 10 yd. run (kick failed, wr) (5-39, 2:02)	37	19

National Football League Game Summary

NFL Copyright © 2021 by The National Football League. All rights reserved. This summary and play-by-play is for the express purpose of assisting media in their coverage of the game; any other use of this material is prohibited without the written permission of the National Football League.

Paid Attendance: 58,282

Time: 3:07

Final Team Statistics

	Visitor Titans	Home Jaguars
TOTAL FIRST DOWNS	23	24
By Rushing	12	9
By Passing	10	12
By Penalty	1	3
THIRD DOWN EFFICIENCY	5-11-45.5%	3-10-30.0%
FOURTH DOWN EFFICIENCY	1-1-100.0%	1-3-33.3%
TOTAL NET YARDS	368	454
Total Offensive Plays (inc. times thrown passing)	61	66
Average gain per offensive play	6.0	6.9
NET YARDS RUSHING	184	198
Total Rushing Plays	36	31
Average gain per rushing play	5.1	6.4
Tackles for a loss-number and yards	2-3	2-4
NET YARDS PASSING	184	256
Times thrown - yards lost attempting to pass	3-13	2-17
Gross yards passing	197	273
PASS ATTEMPTS-COMPLETIONS-HAD INTERCEPTED	22-14-0	33-23-1
Avg gain per pass play (inc.# thrown passing)	7.4	7.3
KICKOFFS Number-In End Zone-Touchbacks	7-5-3	4-4-4
PUNTS Number and Average	4-42.5	2-40.0
Had Blocked	0	0
FGs - PATs Had Blocked	0-0	0-0
Net Punting Average	37.5	40.0
TOTAL RETURN YARDAGE (Not Including Kickoffs)	0	0
No. and Yards Punt Returns	0-0	0-0
No. and Yards Kickoff Returns	0-0	4-85
No. and Yards Interception Returns	1-0	0-0
PENALTIES Number and Yards	7-44	4-33
FUMBLES Number and Lost	0-0	1-1
TOUCHDOWNS	5	3
Rushing	3	2
Passing	1	1
Fumbles	1	0
EXTRA POINTS Made-Attempts	4-5	1-3
Kicking Made-Attempts	4-5	1-2
Passing Made-Attempts	0-0	0-1
FIELD GOALS Made-Attempts	1-1	0-1
RED ZONE EFFICIENCY	4-5-80%	3-5-60%
GOAL TO GO EFFICIENCY	3-3-100%	3-5-60%
SAFETIES	0	0
FINAL SCORE	37	19
TIME OF POSSESSION	31:30	28:30

Ball Possession And Drive Chart

Tennessee Titans

#	Time Recd	Time Lost	Time Poss	How Ball Obtained	Drive Began	# Play	Yds Gain	Yds Pen	Net Yds	1st Down	Last Scrm	How Given Up
1	11:21	8:05	3:16	Kickoff	TEN 25	5	28	-10	18	1	TEN 43	Punt
2	4:46	14:56	4:50	Punt	TEN 21	11	71	8	79	5	* JAX 1	Touchdown
3	9:55	5:49	4:06	Kickoff	TEN 25	8	75	0	75	5	* JAX 14	Touchdown
4	2:22	0:31	1:51	Missed FG	TEN 43	7	41	0	41	2	* JAX 16	Field Goal
5	15:00	9:48	5:12	Kickoff	TEN 25	11	75	0	75	5	* JAX 9	Touchdown
6	7:56	3:36	4:20	Punt	TEN 48	7	7	0	7	1	JAX 45	Punt
7	13:50	12:21	1:29	Kickoff	TEN 25	3	1	0	1	0	TEN 26	Punt
8	10:20	5:56	4:24	Downs	TEN 4	5	31	-10	21	1	TEN 25	Punt
9	3:56	1:54	2:02	Downs	JAX 39	5	39	0	39	3	* JAX 10	Touchdown

(277) Average TEN 31

Jacksonville Jaguars

#	Time Recd	Time Lost	Time Poss	How Ball Obtained	Drive Began	# Play	Yds Gain	Yds Pen	Net Yds	1st Down	Last Scrm	How Given Up
1	15:00	14:00	1:00	Kickoff	JAX 25	3	5	0	5	0	JAX 25	Fumble
2	14:00	11:21	2:39	Kickoff	JAX 25	5	75	0	75	3	* TEN 1	Touchdown
3	8:05	4:46	3:19	Punt	JAX 18	4	24	-5	19	1	JAX 37	Punt
4	14:56	9:55	5:01	Kickoff	JAX 30	9	70	0	70	3	* TEN 1	Touchdown
5	5:49	2:22	3:27	Kickoff	JAX 24	8	42	0	42	3	TEN 34	Missed FG
6	0:31	0:00	0:31	Kickoff	JAX 24	4	25	0	25	1	JAX 40	End of Half
7	9:48	7:56	1:52	Kickoff	JAX 18	3	-4	0	-4	0	JAX 14	Punt
8	3:36	13:50	4:46	Punt	JAX 20	10	65	15	80	7	* TEN 4	Touchdown
9	12:21	10:20	2:01	Punt	JAX 30	7	62	4	66	2	* TEN 1	Downs
10	5:56	3:56	2:00	Punt	JAX 33	4	21	-15	6	0	JAX 39	Downs
11	1:54	0:00	1:54	Kickoff	JAX 25	10	69	0	69	4	* TEN 6	Interception

(272) Average JAX 25

* inside opponent's 20

Time of Possession by Quarter		1st	2nd	3rd	4th	OT	Total
Visitor	Tennessee Titans	8:02	6:01	9:32	7:55		31:30
Home	Jacksonville Jaguars	6:58	8:59	5:28	7:05		28:30
Kickoff Drive No.-Start Average		Titans: 4 - TEN 25			Jaguars: 7 - JAX 24		

First Half Summary

PERIOD SCORES

Titans	7	17 = 24
Jaguars	6	7 = 13

TIME OF POSSESSION

Titans	14:03
Jaguars	15:57

Scoring Plays

Team	Qtr	Time	Play Description (Extra Point) (Drive Info)	Visitor	Home
Titans	1	14:00	K.Byard 30 yd. fumble return (R.Bullock kick)	7	0
Jaguars	1	11:21	J.Robinson 1 yd. run (kick failed, hru) (5-75, 2:39)	7	6
Titans	2	14:56	D.Henry 1 yd. run (R.Bullock kick) (11-79, 4:50)	14	6
Jaguars	2	9:55	J.Hollister 1 yd. pass from T.Lawrence (M.Wright kick) (9-70, 5:01)	14	13
Titans	2	5:49	M.Pruitt 14 yd. pass from R.Tannehill (R.Bullock kick) (8-75, 4:06)	21	13
Titans	2	0:31	R.Bullock 34 yd. Field Goal (7-41, 1:51)	24	13

	Tennessee Titans	Jacksonville Jaguars
TOTAL FIRST DOWNS	13	11
First Downs Rushing-Passing-by Penalty	4 - 8 - 1	5 - 6 - 0
THIRD DOWN EFFICIENCY	2-4-50.0%	2-6-33.3%
TOTAL NET YARDS	215	241
Total Offensive Plays	30	32
NET YARDS RUSHING	66	131
NET YARDS PASSING	149	110
Gross Yards Passing	149	114
Times thrown-yards lost attempting to pass	1-0	1-4
Pass Attempts-Completions-Had Intercepted	14 - 9 - 0	14 - 11 - 0
Punts-Number and Average	1 - 39.0	1 - 42.0
Penalties-Number and Yards	3 - 15	2 - 18
Fumbles-Number and Lost	0 - 0	1 - 1
Red Zone Efficiency	2-3-67%	2-2-100%
Average Drive Start	TEN 28	JAX 24

Tennessee Titans

Jacksonville Jaguars

RUSHING							RUSHING						
	ATT	YDS	AVG	LG	TD		ATT	YDS	AVG	LG	TD		
D.Henry	11	31	2.8	6	1	J.Robinson	12	110	9.2	58	1		
C.Batson	1	11	11.0	11	0	C.Hyde	3	13	4.3	7	0		
J.McNichols	1	9	9.0	9	0	T.Lawrence	2	8	4.0	5	0		
C.Rogers	1	9	9.0	9	0								
R.Tannehill	1	6	6.0	6	0								
Total	15	66	4.4	11	1	Total	17	131	7.7	58	1		

PASSING										PASSING									
	ATT	CMP	YDS	SK/YD	TD	LG	IN	RT		ATT	CMP	YDS	SK/YD	TD	LG	IN	RT		
R.Tannehill	14	9	149	1/0	1	26	0	123.8	T.Lawrence	14	11	114	1/4	1	25	0	124.4		
Total	14	9	149	1/0	1	26	0	123.8	Total	14	11	114	1/4	1	25	0	124.4		

PASS RECEIVING								PASS RECEIVING							
	TAR	REC	YDS	AVG	LG	TD		TAR	REC	YDS	AVG	LG	TD		
A.Brown	5	2	32	16.0	22	0	T.Austin	3	3	40	13.3	22	0		
M.Johnson	2	2	32	16.0	22	0	D.Arnold	3	3	30	10.0	18	0		
C.Rogers	1	1	26	26.0	26	0	M.Jones	2	1	25	25.0	25	0		
J.McNichols	1	1	25	25.0	25	0	L.Farrell	1	1	13	13.0	13	0		
M.Pruitt	1	1	14	14.0	14	1	J.Agnew	3	1	7	7.0	7	0		
A.Firkser	2	1	12	12.0	12	0	J.Hollister	1	1	1	1.0	1	1		
J.Reynolds	1	1	8	8.0	8	0	J.Robinson	1	1	-2	-2.0	-2	0		
Total	13	9	149	16.6	26	1	Total	14	11	114	10.4	25	1		

Tennessee Titans

Regular Defensive Plays

Special Teams

Misc

Play By Play

First Quarter

10/10/2021

TEN wins the coin toss and elects to defer. JAX elects to Receive, and TEN elects to defend the south goal.

R.Bullock kicks 65 yards from TEN 35 to end zone, Touchback.

Jacksonville Jaguars at 15:00

1-10-JAX 25 (15:00) J.Robinson up the middle to JAX 25 for no gain (D.Long).

2-10-JAX 25 (14:25) T.Lawrence pass incomplete deep left to M.Jones [J.Simmons].

3-10-JAX 25 (14:19) (Shotgun) T.Lawrence pass short right to D.Arnold to JAX 30 for 5 yards (E.Molden). FUMBLES (E.Molden), RECOVERED by TEN-K.Byard at JAX 30. K.Byard for 30 yards, TOUCHDOWN.

Tennessee Titans at 14:00

R.Bullock extra point is GOOD, Center-M.Cox, Holder-J.Townsend.

TEN 7 JAX 0, 0 plays, 30 yards, 0:00 drive, 1:00 elapsed

R.Bullock kicks 65 yards from TEN 35 to end zone, Touchback.

Jacksonville Jaguars at 14:00

1-10-JAX 25 (14:00) J.Robinson left end to JAX 30 for 5 yards (H.Landry).

2-5-JAX 30 (13:29) (Shotgun) J.Robinson left end to TEN 12 for 58 yards (K.Byard). R1

1-10-TEN 12 (12:36) (Shotgun) C.Hyde left end to TEN 5 for 7 yards (D.Long).

2-3-TEN 5 (12:13) (Shotgun) C.Hyde up the middle to TEN 1 for 4 yards (R.Evans; K.Byard). R2

1-1-TEN 1 (11:27) J.Robinson up the middle for 1 yard, TOUCHDOWN. R3

M.Wright extra point is No Good, Hit Right Upright, Center-R.Maticcik, Holder-L.Cooke.

TEN 7 JAX 6, 5 plays, 75 yards, 2:39 drive, 3:39 elapsed

L.Cooke kicks 65 yards from JAX 35 to end zone, Touchback.

Tennessee Titans at 11:21

1-10-TEN 25 (11:21) D.Henry right end to TEN 27 for 2 yards (K.Chaisson).

2-8-TEN 27 (10:43) R.Tannehill pass short middle to A.Brown to TEN 37 for 10 yards (R.Jenkins). P1

1-10-TEN 37 (10:03) D.Henry right end to TEN 42 for 5 yards (M.Brown).

PENALTY on TEN, Illegal Formation, 5 yards, enforced at TEN 37 - No Play.

1-15-TEN 32 (9:36) D.Henry up the middle to TEN 36 for 4 yards (D.Hamilton).

2-11-TEN 36 (8:56) R.Tannehill pass incomplete short middle to A.Brown (D.Hamilton).

3-11-TEN 36 (8:50) (Shotgun) PENALTY on TEN, Delay of Game, 5 yards, enforced at TEN 36 - No Play.

3-16-TEN 31 (8:50) (Shotgun) R.Tannehill pass short middle to A.Firkser to TEN 43 for 12 yards (R.Jenkins).

4-4-TEN 43 (8:12) J.Townsend punts 39 yards to JAX 18, Center-M.Cox, fair catch by J.Agnew.

Jacksonville Jaguars at 8:05

1-10-JAX 18 (8:05) T.Lawrence pass deep left to D.Arnold to JAX 36 for 18 yards (D.Cruikshank). P4

1-10-JAX 36 (7:34) (No Huddle) T.Lawrence pass short left to J.Robinson to JAX 42 for 6 yards (K.Byard).

PENALTY on JAX-J.Taylor, Offensive Holding, 10 yards, enforced at JAX 36 - No Play.

1-20-JAX 26 (7:07) (Shotgun) T.Lawrence pass short left to T.Austin to JAX 31 for 5 yards (K.Fulton).

2-15-JAX 31 (6:28) (Shotgun) PENALTY on TEN-O.Adeniyi, Neutral Zone Infraction, 5 yards, enforced at JAX 31 - No Play.

2-10-JAX 36 (6:10) (Shotgun) T.Lawrence pass short left to J.Robinson to JAX 34 for -2 yards (D.Long).

3-12-JAX 34 (5:28) (Shotgun) T.Lawrence scrambles right end ran ob at JAX 37 for 3 yards (H.Landry).

4-9-JAX 37 (4:53) L.Cooke punts 42 yards to TEN 21, Center-R.Maticcik, fair catch by C.Rogers.

Tennessee Titans at 4:46

1-10-TEN 21 (4:46) D.Henry right end to TEN 25 for 4 yards (A.Gotsis).

2-6-TEN 25 (4:08) R.Tannehill pass incomplete short right to A.Brown (S.Griffin).

3-6-TEN 25 (4:02) (Shotgun) R.Tannehill pass short middle to J.McNichols ran ob at 50 for 25 yards (A.Wingard). P2

1-10-50 (3:23) R.Tannehill pass incomplete deep middle to A.Brown.

2-10-50 (3:17) (Shotgun) D.Henry up the middle to JAX 46 for 4 yards (M.Brown).

3-6-JAX 46 (2:35) (Shotgun) R.Tannehill pass incomplete short middle to J.Reynolds [J.Allen].

PENALTY on JAX-C.Claybrooks, Defensive Pass Interference, 8 yards, enforced at JAX 46 - No Play. X3

1-10-JAX 38 (2:30) D.Henry up the middle to JAX 32 for 6 yards (J.Ward; M.Jack).

2-4-JAX 32 (1:52) D.Henry right end to JAX 33 for -1 yards (D.Wilson).

3-5-JAX 33 (1:11) (Shotgun) R.Tannehill pass short left to M.Johnson to JAX 23 for 10 yards (C.Claybrooks). P4

1-10-JAX 23 (:32) R.Tannehill pass short left to A.Brown pushed ob at JAX 1 for 22 yards (M.Jack, K.Chaisson). P5

Tennessee Titans vs Jacksonville Jaguars at TIAA Bank Field

1-1-JAX 1

(:01) D.Henry up the middle to JAX 1 for no gain (D.Smoot).

END OF QUARTER

	Score	Time Poss	First Downs				Efficiencies	
			R	P	X	T	3 Down	4 Down
Tennessee Titans	7	8:02	0	4	1	5	2/3	0/0
Jacksonville Jaguars	6	6:58	3	1	0	4	0/2	0/0

Play By Play

Second Quarter

10/10/2021

Tennessee Titans continued.

2-1-JAX 1 (15:00) D.Henry up the middle for 1 yard, TOUCHDOWN. R6
R.Bullock extra point is GOOD, Center-M.Cox, Holder-J.Townsend.

TEN 14 JAX 6, 11 plays, 79 yards, 1 penalty, 4:50 drive, 0:04 elapsed

R.Bullock kicks 59 yards from TEN 35 to JAX 6. J.Agnew ran ob at JAX 30 for 24 yards (B.Borders).

Jacksonville Jaguars at 14:56, (1st play from scrimmage 14:49)

1-10-JAX 30 (14:49) J.Robinson left end to JAX 31 for 1 yard (K.Fulton).
2-9-JAX 31 (14:12) J.Robinson up the middle to JAX 37 for 6 yards (J.Simon).
3-3-JAX 37 (13:37) (Shotgun) T.Lawrence pass deep right to M.Jones pushed ob at TEN 38 for 25 yards (K.Fulton). P5
1-10-TEN 38 (13:09) (Shotgun) T.Lawrence pass short right to J.Agnew to TEN 31 for 7 yards (D.Long).
2-3-TEN 31 (12:29) (Shotgun) T.Lawrence pass short left to T.Austin pushed ob at TEN 9 for 22 yards (K.Fulton). P6
1-9-TEN 9 (11:53) J.Robinson up the middle to TEN 10 for -1 yards (J.Simmons).
2-10-TEN 10 (11:18) (Shotgun) J.Robinson left end to TEN 1 for 9 yards (K.Byard).
3-1-TEN 1 (10:41) (Shotgun) J.Robinson up the middle to TEN 1 for no gain (H.Landry).
4-1-TEN 1 (10:01) (Shotgun) T.Lawrence pass short left to J.Hollister for 1 yard, TOUCHDOWN. P7
M.Wright extra point is GOOD, Center-R.Maticcik, Holder-L.Cooke.

TEN 14 JAX 13, 9 plays, 70 yards, 5:01 drive, 5:05 elapsed

L.Cooke kicks 65 yards from JAX 35 to end zone, Touchback.

Tennessee Titans at 9:55

1-10-TEN 25 (9:55) R.Tannehill pass deep middle to M.Johnson to TEN 47 for 22 yards (C.Claybrooks) [K.Chaisson]. P7
1-10-TEN 47 (9:16) D.Henry left end to JAX 48 for 5 yards (D.Wilson; M.Jack).
2-5-JAX 48 (8:33) (Shotgun) R.Tannehill pass short left to J.Reynolds pushed ob at JAX 40 for 8 yards (J.Allen). P8
1-10-JAX 40 (8:11) (No Huddle) C.Rogers left end to JAX 31 for 9 yards (J.Allen; R.Jenkins).
2-1-JAX 31 (7:49) (No Huddle) D.Henry left end to JAX 26 for 5 yards (D.Wilson). R9
1-10-JAX 26 (7:14) (Shotgun) Direct snap to C.Batson. C.Batson left end to JAX 15 for 11 yards (M.Jack). R10
1-10-JAX 15 (6:32) (Shotgun) D.Henry up the middle to JAX 14 for 1 yard (D.Hamilton).
2-9-JAX 14 (5:56) R.Tannehill pass short middle to M.Pruitt for 14 yards, TOUCHDOWN. P11
R.Bullock extra point is GOOD, Center-M.Cox, Holder-J.Townsend.

TEN 21 JAX 13, 8 plays, 75 yards, 4:06 drive, 9:11 elapsed

R.Bullock kicks 57 yards from TEN 35 to JAX 8. J.Agnew to JAX 24 for 16 yards (Jo.Jones).

Jacksonville Jaguars at 5:49, (1st play from scrimmage 5:43)

1-10-JAX 24 (5:43) (Shotgun) T.Lawrence left end to JAX 29 for 5 yards (D.Long).
2-5-JAX 29 (5:02) J.Robinson right end pushed ob at JAX 39 for 10 yards (D.Cruikshank). R8
1-10-JAX 39 (4:29) T.Lawrence pass short left to L.Farrell pushed ob at TEN 48 for 13 yards (D.Cruikshank). P9
1-10-TEN 48 (3:57) J.Robinson left end to TEN 36 for 12 yards (D.Long). R10
1-10-TEN 36 (3:15) (Shotgun) T.Lawrence pass incomplete short right to J.Agnew (J.Simmons) [H.Landry].
2-10-TEN 36 (3:09) (Shotgun) C.Hyde up the middle to TEN 34 for 2 yards (D.Long).
3-8-TEN 34 (2:32) (Shotgun) T.Lawrence pass incomplete short left to J.Agnew (K.Fulton).
4-8-TEN 34 (2:27) M.Wright 53 yard field goal is No Good, Hit Crossbar, Center-R.Maticcik, Holder-L.Cooke.

Tennessee Titans at 2:22

1-10-TEN 43 (2:22) (Shotgun) R.Tannehill right end ran ob at TEN 49 for 6 yards (R.Jenkins).

Two-Minute Warning

2-4-TEN 49 (2:00) (Shotgun) J.McNichols up the middle to JAX 42 for 9 yards (J.Allen). R12
1-10-JAX 42 (1:17) (Shotgun) R.Tannehill pass deep right to C.Rogers to JAX 16 for 26 yards (A.Wingard). P13
1-10-JAX 16 (:52) (No Huddle, Shotgun) R.Tannehill pass incomplete deep right to A.Firkser.
2-10-JAX 16 (:47) (Shotgun) R.Tannehill sacked at JAX 16 for 0 yards (sack split by J.Allen and D.Smoot).
Timeout #1 by JAX at 00:40.
3-10-JAX 16 (:40) (Shotgun) R.Tannehill pass incomplete deep middle [D.Smoot].
4-10-JAX 16 (:36) R.Bullock 34 yard field goal is GOOD, Center-M.Cox, Holder-J.Townsend.

TEN 24 JAX 13, 7 plays, 41 yards, 1:51 drive, 14:29 elapsed

Tennessee Titans vs Jacksonville Jaguars at TIAA Bank Field

R.Bullock kicks 65 yards from TEN 35 to JAX 0. J.Agnew to JAX 24 for 24 yards (Jo.Jones; O.Adeniyi).

Jacksonville Jaguars at 0:31, (1st play from scrimmage 0:26)

1-10-JAX 24 (:26) (Shotgun) T.Lawrence pass short right to D.Arnold pushed ob at JAX 31 for 7 yards (J.Jenkins).

2-3-JAX 31 (:20) (Shotgun) T.Lawrence sacked at JAX 27 for -4 yards (H.Landry).

Timeout #2 by JAX at 00:12.

3-7-JAX 27 (:12) (Shotgun) T.Lawrence pass short middle to T.Austin to JAX 40 for 13 yards (J.Simon).

Timeout #3 by JAX at 00:05.

Timeout #1 by TEN at 00:05.

1-10-JAX 40 (:05) (Shotgun) J.Robinson up the middle to JAX 49 for 9 yards (H.Landry; J.Simon).

Penalty on JAX-A.Norwell, Offensive Holding, declined.

P11

END OF QUARTER

	Score	Time Poss	First Downs				Efficiencies	
			R	P	X	T	3 Down	4 Down
Tennessee Titans	24	6:01	4	4	0	8	0/1	0/0
Jacksonville Jaguars	13	8:59	2	5	0	7	2/4	1/1

Third Quarter

10/10/2021

Play By Play

TEN elects to Receive, and JAX elects to defend the North goal.

L.Cooke kicks 65 yards from JAX 35 to end zone, Touchback.

Tennessee Titans at 15:00

1-10-TEN 25	(15:00) (Shotgun) D.Henry up the middle to TEN 29 for 4 yards (K.Chaisson; D.Hamilton).	
2-6-TEN 29	(14:25) D.Henry right end to TEN 31 for 2 yards (D.Hamilton).	
3-4-TEN 31	(13:41) (Shotgun) R.Tannehill pass short middle to M.Johnson pushed ob at JAX 49 for 20 yards (R.Jenkins).	P14
<u>1-10-JAX 49</u>	(13:08) D.Henry up the middle to JAX 46 for 3 yards (A.Wingard).	
2-7-JAX 46	(12:43) (No Huddle) D.Henry left end to JAX 43 for 3 yards (D.Hamilton). TEN-R.Saffold was injured during the play. His return is Questionable.	

Timeout at 12:29.

3-4-JAX 43	(12:11) (Shotgun) R.Tannehill pass short right to A.Brown pushed ob at JAX 37 for 6 yards (T.Herndon).	P15
<u>1-10-JAX 37</u>	(11:40) D.Henry left end to JAX 29 for 8 yards (J.Allen).	
2-2-JAX 29	(11:07) (No Huddle) R.Tannehill pass incomplete middle to G.Swaim [K.Chaisson]. Jacksonville challenged the incomplete pass ruling, and the play was Upheld. The ruling on the field stands. (Timeout #1 at 11:03.)	
3-2-JAX 29	(11:03) (Shotgun) R.Tannehill left end to JAX 22 for 7 yards (S.Griffin).	R16
<u>1-10-JAX 22</u>	(10:27) D.Henry right end to JAX 9 for 13 yards (S.Griffin; D.Allen).	R17
<u>1-9-JAX 9</u>	(9:55) (No Huddle) D.Henry up the middle for 9 yards, TOUCHDOWN.	R18
	R.Bullock extra point is GOOD, Center-M.Cox, Holder-J.Townsend.	

TEN 31 JAX 13, 11 plays, 75 yards, 5:12 drive, 5:12 elapsed

R.Bullock kicks 68 yards from TEN 35 to JAX -3. J.Agnew to JAX 18 for 21 yards (Jo.Jones).

Jacksonville Jaguars at 9:48, (1st play from scrimmage 9:43)

1-10-JAX 18	(9:43) (Shotgun) T.Lawrence pass short right to J.Agnew pushed ob at JAX 25 for 7 yards (K.Byard).	
2-3-JAX 25	(9:18) (Shotgun) T.Lawrence up the middle to JAX 27 for 2 yards (H.Landry).	
3-1-JAX 27	(8:40) (Shotgun) T.Lawrence sacked at JAX 14 for -13 yards (H.Landry).	
4-14-JAX 14	(8:04) L.Cooke punts 38 yards to TEN 48, Center-R.Matiscik, fair catch by C.Rogers.	

Tennessee Titans at 7:56

1-10-TEN 48	(7:56) D.Henry right end to TEN 49 for 1 yard (D.Wilson).	
2-9-TEN 49	(7:10) (Shotgun) R.Tannehill pass incomplete short middle to M.Johnson (J.Allen).	
3-9-TEN 49	(7:06) (Shotgun) R.Tannehill pass short middle to A.Firkser to JAX 44 for 7 yards (T.Herndon) [J.Allen]. Timeout #1 by TEN at 06:17.	
4-2-JAX 44	(6:17) (Shotgun) R.Tannehill scrambles right end ran ob at JAX 36 for 8 yards (A.Wingard).	R19
<u>1-10-JAX 36</u>	(5:47) (No Huddle, Shotgun) Direct snap to C.Batson. C.Batson left end to JAX 32 for 4 yards (J.Ward).	
2-6-JAX 32	(5:07) D.Henry up the middle to JAX 34 for -2 yards (K.Chaisson).	
3-8-JAX 34	(4:26) (Shotgun) R.Tannehill sacked at JAX 45 for -11 yards (D.Smoot).	
4-19-JAX 45	(3:45) J.Townsend punts 45 yards to end zone, Center-M.Cox, Touchback.	

Jacksonville Jaguars at 3:36

1-10-JAX 20	(3:36) (Shotgun) J.Robinson up the middle to JAX 30 for 10 yards (K.Byard).	R12
<u>1-10-JAX 30</u>	(3:04) J.Robinson right end to JAX 38 for 8 yards (D.Long; J.Jenkins).	
2-2-JAX 38	(2:30) J.Robinson up the middle to JAX 47 for 9 yards (K.Byard).	R13
<u>1-10-JAX 47</u>	(1:52) T.Lawrence pass incomplete deep left to M.Jones (C.Jackson) [J.Simmons].	
2-10-JAX 47	(1:43) T.Lawrence pass short left to D.Arnold to TEN 35 for 18 yards (K.Fulton; D.Cruikshank).	P14
<u>1-10-TEN 35</u>	(1:00) (Shotgun) J.Agnew left end pushed ob at TEN 27 for 8 yards (K.Byard).	
2-2-TEN 27	(:25) J.Robinson up the middle to TEN 22 for 5 yards (D.Long).	R15

END OF QUARTER

	Score	Time Poss	First Downs				Efficiencies	
			R	P	X	T	3 Down	4 Down
Tennessee Titans	31	9:32	4	2	0	6	3/5	1/1
Jacksonville Jaguars	13	5:28	3	1	0	4	0/1	0/0

Play By Play

Fourth Quarter

10/10/2021

Jacksonville Jaguars continued.

<u>1-10-TEN 22</u>	(15:00) (Shotgun) T.Lawrence scrambles left end pushed ob at TEN 20 for 2 yards (J.Simmons). PENALTY on TEN-J.Simmons, Unnecessary Roughness, 10 yards, enforced at TEN 20.	X16
<u>1-10-TEN 10</u>	(14:37) J.Robinson up the middle to TEN 9 for 1 yard (D.Long).	
2-9-TEN 9	(13:59) (Shotgun) T.Lawrence pass incomplete short left to D.Arnold. PENALTY on TEN-D.Autry, Illegal Use of Hands, 5 yards, enforced at TEN 9 - No Play.	X17
<u>1-4-TEN 4</u>	(13:54) (Shotgun) T.Lawrence up the middle for 4 yards, TOUCHDOWN. TWO-POINT CONVERSION ATTEMPT. T.Lawrence pass to J.Agnew is incomplete. ATTEMPT FAILS.	R18

TEN 31 JAX 19, 10 plays, 80 yards, 2 penalties, 4:46 drive, 1:10 elapsed
--

L.Cooke kicks 65 yards from JAX 35 to end zone, Touchback.

Tennessee Titans at 13:50

1-10-TEN 25	(13:50) (Shotgun) R.Tannehill pass incomplete short left to M.Johnson.	
2-10-TEN 25	(13:44) D.Henry up the middle to TEN 25 for no gain (S.Quarterman; D.Hamilton).	
3-10-TEN 25	(13:04) (Shotgun) R.Tannehill pass short right to J.McNichols to TEN 26 for 1 yard (J.Ward; T.Herndon).	
4-9-TEN 26	(12:28) J.Townsend punts 44 yards to JAX 30, Center-M.Cox, fair catch by J.Agnew.	

Jacksonville Jaguars at 12:21

1-10-JAX 30	(12:21) (Shotgun) T.Lawrence pass deep left to L.Shenault ran ob at TEN 12 for 58 yards (D.Cruikshank).	P19
<u>1-10-TEN 12</u>	(11:48) T.Lawrence pass incomplete short right to D.Arnold.	
2-10-TEN 12	(11:41) (Shotgun) C.Hyde up the middle to TEN 9 for 3 yards (J.Simmons).	
3-7-TEN 9	(11:03) (Shotgun) T.Lawrence pass deep left intended for J.Agnew INTERCEPTED by J.Jenkins at TEN -9. Touchback. PENALTY on TEN-C.Farley, Defensive Holding, 4 yards, enforced at TEN 9 - No Play.	X20
<u>1-5-TEN 5</u>	(10:55) T.Lawrence pass incomplete short left to L.Shenault.	
2-5-TEN 5	(10:50) (Shotgun) T.Lawrence pass incomplete short right to M.Jones (K.Byard).	
3-5-TEN 5	(10:46) (Shotgun) T.Lawrence up the middle for 5 yards, TOUCHDOWN. The Replay Official reviewed the runner broke the plane ruling, and the play was REVERSED. (Shotgun) T.Lawrence up the middle to TEN 1 for 4 yards (K.Byard).	
4-1-TEN 1	(10:28) C.Hyde up the middle to TEN 4 for -3 yards (C.Jackson). JAX-B.Linder was injured during the play. His return is Questionable.	

Tennessee Titans at 10:20

1-10-TEN 4	(10:20) D.Henry up the middle to TEN 8 for 4 yards (S.Quarterman).	
2-6-TEN 8	(9:37) D.Henry up the middle to TEN 23 for 15 yards (A.Wingard).	R20
<u>1-10-TEN 23</u>	(8:51) D.Henry right end to TEN 26 for 3 yards (J.Allen; D.Wilson). PENALTY on TEN-N.Davis, Offensive Holding, 10 yards, enforced at TEN 23 - No Play.	
1-20-TEN 13	(8:22) D.Henry right end to TEN 13 for no gain (M.Brown).	
2-20-TEN 13	(7:33) R.Tannehill sacked at TEN 11 for -2 yards (K.Chaisson).	
3-22-TEN 11	(6:49) (Shotgun) R.Tannehill pass short middle to A.Firkser to TEN 25 for 14 yards (D.Wilson).	
4-8-TEN 25	(6:02) J.Townsend punts 42 yards to JAX 33, Center-M.Cox, fair catch by J.Agnew.	

Jacksonville Jaguars at 5:56

1-10-JAX 33	(5:56) (Shotgun) T.Lawrence pass incomplete short right to J.Robinson (D.Long). PENALTY on JAX-J.Taylor, Offensive Holding, 10 yards, enforced at JAX 33 - No Play.	
1-20-JAX 23	(5:51) (Shotgun) T.Lawrence pass short middle to T.Austin to JAX 32 for 9 yards (K.Byard).	
2-11-JAX 32	(5:20) (Shotgun) PENALTY on JAX-C.Robinson, False Start, 5 yards, enforced at JAX 32 - No Play.	
2-16-JAX 27	(5:20) (Shotgun) T.Lawrence scrambles up the middle to JAX 35 for 8 yards (D.Autry).	
3-8-JAX 35	(4:47) (Shotgun) T.Lawrence pass short left to D.Arnold to JAX 39 for 4 yards (E.Molden).	
4-4-JAX 39	(4:01) (Shotgun) T.Lawrence pass incomplete short left to D.Arnold.	

Tennessee Titans at 3:56

1-10-JAX 39	(3:56) D.Henry up the middle pushed ob at JAX 30 for 9 yards (S.Griffin).	
2-1-JAX 30	(3:49) D.Henry left end to JAX 25 for 5 yards (D.Hamilton).	R21
<u>1-10-JAX 25</u>	(3:05) D.Henry right end to JAX 21 for 4 yards (J.Allen, K.Chaisson).	
2-6-JAX 21	(2:21) D.Henry left end to JAX 10 for 11 yards (J.Allen).	R22

Two-Minute Warning

<u>1-10-JAX 10</u>	(2:00) D.Henry up the middle for 10 yards, TOUCHDOWN.	R23
--------------------	---	-----

Tennessee Titans vs Jacksonville Jaguars at TIAA Bank Field

R.Bullock extra point is No Good, Wide Right, Center-M.Cox, Holder-J.Townsend.

TEN 37 JAX 19, 5 plays, 39 yards, 2:02 drive, 13:06 elapsed

R.Bullock kicks 65 yards from TEN 35 to end zone, Touchback.

Jacksonville Jaguars at 1:54

- 1-10-JAX 25 (1:54) (Shotgun) J.Robinson up the middle to JAX 31 for 6 yards (J.Jenkins).
- 2-4-JAX 31 (1:23) (No Huddle, Shotgun) T.Lawrence pass short left to J.Agnew to JAX 39 for 8 yards (D.Long). P21
- 1-10-JAX 39 (1:04) (No Huddle, Shotgun) T.Lawrence pass short left to J.Agnew pushed ob at JAX 43 for 4 yards (E.Molden).
- 2-6-JAX 43 (:58) (Shotgun) T.Lawrence pass short left to T.Austin to JAX 48 for 5 yards (C.Farley).
- 3-1-JAX 48 (:31) (No Huddle, Shotgun) T.Lawrence pass short middle to D.Arnold to TEN 40 for 12 yards (K.Byard; D.Long). P22
Timeout #2 by JAX at 00:23.
- 1-10-TEN 40 (:23) (Shotgun) T.Lawrence pass short middle to D.Ogunbowale to TEN 21 for 19 yards (D.Cruikshank). P23
Timeout #3 by JAX at 00:15.
- 1-10-TEN 21 (:15) (Shotgun) T.Lawrence pass short left to J.Agnew ran ob at TEN 14 for 7 yards (D.Cruikshank).
Timeout #2 by TEN at 00:10.
- 2-3-TEN 14 (:10) (Shotgun) T.Lawrence pass short left to J.Agnew pushed ob at TEN 6 for 8 yards (C.Farley). P24
- 1-6-TEN 6 (:07) (Shotgun) T.Lawrence pass incomplete short left to L.Shenault (C.Farley).
- 2-6-TEN 6 (:03) (Shotgun) T.Lawrence pass short middle intended for M.Jones INTERCEPTED by K.Byard at TEN -5. Touchback.

END OF QUARTER

	Score	Time Poss	First Downs				Efficiencies	
			R	P	X	T	3 Down	4 Down
Tennessee Titans	37	7:55	4	0	0	4	0/2	0/0
Jacksonville Jaguars	19	7:05	1	5	3	9	1/3	0/2

Miscellaneous Statistics Report

Tennessee Titans vs Jacksonville Jaguars
10/10/2021 at TIAA Bank Field

Ten Longest Plays for Tennessee Titans

Yards	Qtr	Play Start	Play Description
26	2	1-10-JAX 42	(1:17) (Shotgun) R.Tannehill pass deep right to C.Rogers to JAX 16 for 26 yards (A.Wingard).
25	1	3-6-TEN 25	(4:02) (Shotgun) R.Tannehill pass short middle to J.McNichols ran ob at 50 for 25 yards (A.Wingard).
22	1	1-10-JAX 23	(:32) R.Tannehill pass short left to A.Brown pushed ob at JAX 1 for 22 yards (M.Jack, K.Chaisson).
22	2	1-10-TEN 25	(9:55) R.Tannehill pass deep middle to M.Johnson to TEN 47 for 22 yards (C.Claybrooks) [K.Chaisson].
20	3	3-4-TEN 31	(13:41) (Shotgun) R.Tannehill pass short middle to M.Johnson pushed ob at JAX 49 for 20 yards (R.Jenkins).
15	4	2-6-TEN 8	(9:37) D.Henry up the middle to TEN 23 for 15 yards (A.Wingard).
14	2	2-9-JAX 14	(5:56) R.Tannehill pass short middle to M.Pruitt for 14 yards, TOUCHDOWN.
14	4	3-22-TEN 11	(6:49) (Shotgun) R.Tannehill pass short middle to A.Firkser to TEN 25 for 14 yards (D.Wilson).
13	3	1-10-JAX 22	(10:27) D.Henry right end to JAX 9 for 13 yards (S.Griffin; D.Allen).
12	1	3-16-TEN 31	(8:50) (Shotgun) R.Tannehill pass short middle to A.Firkser to TEN 43 for 12 yards (R.Jenkins).

Ten Longest Plays for Jacksonville Jaguars

Yards	Qtr	Play Start	Play Description
58	1	2-5-JAX 30	(13:29) (Shotgun) J.Robinson left end to TEN 12 for 58 yards (K.Byard).
58	4	1-10-JAX 30	(12:21) (Shotgun) T.Lawrence pass deep left to L.Shenault ran ob at TEN 12 for 58 yards (D.Cruikshank).
25	2	3-3-JAX 37	(13:37) (Shotgun) T.Lawrence pass deep right to M.Jones pushed ob at TEN 38 for 25 yards (K.Fulton).
22	2	2-3-TEN 31	(12:29) (Shotgun) T.Lawrence pass short left to T.Austin pushed ob at TEN 9 for 22 yards (K.Fulton).
19	4	1-10-TEN 40	(:23) (Shotgun) T.Lawrence pass short middle to D.Ogunbowale to TEN 21 for 19 yards (D.Cruikshank).
18	1	1-10-JAX 18	(8:05) T.Lawrence pass deep left to D.Arnold to JAX 36 for 18 yards (D.Cruikshank).
18	3	2-10-JAX 47	(1:43) T.Lawrence pass short left to D.Arnold to TEN 35 for 18 yards (K.Fulton; D.Cruikshank).
13	2	1-10-JAX 39	(4:29) T.Lawrence pass short left to L.Farrell pushed ob at TEN 48 for 13 yards (D.Cruikshank).
13	2	3-7-JAX 27	(:12) (Shotgun) T.Lawrence pass short middle to T.Austin to JAX 40 for 13 yards (J.Simon).
12	2	1-10-TEN 48	(3:57) J.Robinson left end to TEN 36 for 12 yards (D.Long).

Touchdown Scoring Information

		Offense	Defense	Special Teams
VISITOR	Tennessee Titans	4	1	0
HOME	Jacksonville Jaguars	3	0	0

Player Scoring Information

Club	Player	TD	Rush TD	Rec TD	KO TD	Punt TD	Int TD	Fum TD	Misc TD	FG	XP	2Pt Rush	2Pt Rec	Sfty	Points
TEN	D.Henry	0	3	0	0	0	0	0	0	0	0	0	0	0	18
TEN	R.Bullock	0	0	0	0	0	0	0	0	1	4	0	0	0	7
TEN	M.Pruitt	0	0	1	0	0	0	0	0	0	0	0	0	0	6
TEN	K.Byard	0	0	0	0	0	0	1	0	0	0	0	0	0	6
JAX	J.Robinson	0	1	0	0	0	0	0	0	0	0	0	0	0	6
JAX	T.Lawrence	0	1	0	0	0	0	0	0	0	0	0	0	0	6
JAX	J.Hollister	0	0	1	0	0	0	0	0	0	0	0	0	0	6
JAX	M.Wright	0	0	0	0	0	0	0	0	0	1	0	0	0	1

Possession Detail

	First Half		Second Half		Game	
	Visitor	Home	Visitor	Home	Visitor	Home
Largest Lead	11	0	18	0	18	0
Drives Leading	4	0	5	0	9	0
Time of Possession Leading	14:03	0:00	17:27	0:00	31:30	0:00
Largest Deficit	0	-11	0	-18	0	-18
Drives Trailing	0	5	0	5	0	10
Time of Possession Trailing	0:00	14:57	0:00	12:33	0:00	27:30
Times Score Tied Up		0		0		0
Lead Changes		1		0		1

M Cox	LS	10	38%	M Wright	K	3	12%
D Radunz	T	6	23%				

2021 TENNESSEE TITANS REGULAR SEASON STATISTICS

Won 3, Lost 2

Date	W-L	Score	OT	Opponent	Attendance
09/12	L	13-38		Arizona	67,216
09/19	W	33-30	OT	at Seattle	68,585
09/26	W	25-16		Indianapolis	67,914
10/03	L	24-27	OT	at N.Y. Jets	70,232
10/10	W	37-19		at Jacksonville	58,282
10/18				Buffalo	
10/24				Kansas City	
10/31				at Indianapolis	
11/07				at L.A. Rams	
11/14				New Orleans	
11/21				Houston	
11/28				at New England	
12/12				Jacksonville	
12/19				at Pittsburgh	
12/23				San Francisco	
01/02				Miami	
01/09				at Houston	

Statistic	Tenn.	Opp.
Total First Downs	127	98
Rushing	48	32
Passing	66	54
Penalty	13	12
3rd Down: Made/Att	27/70	23/61
3rd Down Pct.	38.6	37.7
4th Down: Made/Att	5/9	3/5
4th Down Pct.	55.6	60.0
Possession Avg.	33:26	26:34
Total Net Yards	1946	1887
Avg. Per Game	389.2	377.4
Total Plays	366	302
Avg. Per Play	5.3	6.2
Net Yards Rushing	839	564
Avg. Per Game	167.8	112.8
Total Rushes	172	125
Net Yards Passing	1107	1323
Avg. Per Game	221.4	264.6
Sacked/Yards Lost	20/150	10/73
Gross Yards	1257	1396
Att./Completions	174/111	167/106
Completion Pct.	63.8	63.5
Had Intercepted	3	3
Punts/Average	15/43.0	21/48.0
Net Punting Avg.	15/37.9	21/39.4
Penalties/Yards	31/268	32/323
Fumbles/Ball Lost	5/4	6/1
Touchdowns	15	16
Rushing	8	7
Passing	6	9
Returns	1	0

Score By Periods	Q1	Q2	Q3	Q4	OT	PTS
Team	20	42	21	46	3	132
Opponents	19	59	20	29	3	130

Scoring	TD	Rush	Rec	Ret	K-PAT	FG	S	PTS
Henry	7	7	0	0			0	44
Bullock	0	0	0	0	10/11	9/11	0	37
Pruitt	1	0	1	0			0	8
Batson	1	0	1	0			0	6
A.J. Brown	1	0	1	0			0	6
Byard	1	0	0	1			0	6
McNichols	1	0	1	0			0	6
Rogers	1	0	1	0			0	6
Tannehill	1	1	0	0			0	6
Westbrook-Ikhine	1	0	1	0			0	6
Badgley	0	0	0	0	1/2	0/1	0	1
Team	15	8	6	1	11/13	9/12	0	132
Opponents	16	7	9	0	13/15	7/10	0	130

2-Pt Conv: Henry, Pruitt, **TM 2-2; OP 0-1**

Sacks: Landry 4.5, Adeniyi 2.5, Autry 1.5, Simmons 1.5, TM 10, OPP 20 **FUM/Lost:** Tannehill 3/3, Brewer 1/0, Westbrook-Ikhine 1/1

Passing	Att	Cmp	Yds	Cmp%	Yds/Att	TD	TD%	Int	Int%	Long	Sack/Lost	Rating
Tannehill	173	110	1251	63.6	7.23	6	3.5	3	1.7	51	20/150	89.5
M. Farley	1	1	6	100.0	6.00	0	0.0	0	0.0	6	0/0	91.7
Team	174	111	1257	63.8	7.22	6	3.4	3	1.7	51	20/150	89.7
Opponents	167	106	1396	63.5	8.36	9	5.4	3	1.8	68t	10/73	100.3

Rushing	No.	Yds	Avg	Long	TD
Henry	142	640	4.5	60t	7
Tannehill	17	130	7.6	28	1
McNichols	7	38	5.4	11	0
Batson	2	15	7.5	11	0
Rogers	1	9	9.0	9	0
Sargent	2	4	2.0	2	0
A.J. Brown	1	3	3.0	3	0
Team	172	839	4.9	60t	8
Opponents	125	564	4.5	58	7

Receiving	No.	Yds	Avg	Long	TD
McNichols	17	160	9.4	27	1
Henry	14	125	8.9	16	0
Rogers	13	179	13.8	39	1
Ju. Jones	12	204	17.0	51	0
A.J. Brown	10	130	13.0	22	1
Westbrook-Ikhine	9	98	10.9	18t	1
Firkser	9	75	8.3	14	0
J. Reynolds	7	67	9.6	12	0
Pruitt	6	78	13.0	22	1
Swaim	5	37	7.4	26	0
M. Johnson	3	52	17.3	22	0
Hudson	3	31	10.3	14	0
Batson	2	15	7.5	13	1
Hooker	1	6	6.0	6	0
Team	111	1257	11.3	51	6
Opponents	106	1396	13.2	68t	9

Interceptions	No.	Yds	Avg	Long	TD
Byard	2	12	6.0	12	0
Fulton	1	13	13.0	13	0
Team	3	25	8.3	13	0
Opponents	3	36	12.0	32	0

Punting	No.	Yds	Avg	Net	TB	In	Lg	B
Townsend	9	358	39.8	34.0	1	2	63	0
Kern	6	287	47.8	43.8	0	1	59	0
Team	15	645	43.0	37.9	1	3	63	0
Opponents	21	1008	48.0	39.4	3	7	66	0

Punt Returns	Ret	FC	Yds	Avg	Long	TD
Rogers	9	8	120	13.3	22	0
Team	9	8	120	13.3	22	0
Opponents	4	6	56	14.0	18	0

Kickoff Returns	No.	Yds	Avg	Long	TD
Rogers	7	114	16.3	19	0
McNichols	2	31	15.5	16	0
Team	9	145	16.1	19	0
Opponents	14	251	17.9	26	0

Field Goals	1-19	20-29	30-39	40-49	50+
Bullock	0/0	1/1	6/6	2/4	0/0
Badgley	0/0	0/0	0/0	0/1	0/0
Team	0/0	1/1	6/6	2/5	0/0
Opponents	0/0	4/4	2/2	1/2	0/2

Bullock: () (33G,30G,24G,44N,36G) (32G) (44G,46G, 36G,49N) (34G)

Badgley: (46N) () () ()

OPP: (34G,43N) (31G) (43G,28G,24G,51N) (27G,22G) (53N)

TITANS TABLETOP BILLS IN WILD FINISH AT NISSAN STADIUM

BY JIM WYATT
TENNESSEETITANS.COM
OCTOBER 18, 2021

NASHVILLE – Derrick Henry said it's a game, and a night, he'll never forget.

I'm betting he's not alone.

The Titans pulled out an improbable 34-31 win over the Bills on Monday night at Nissan Stadium.

It ended with a fourth-down stop at the three-yard line in the closing seconds, and then, with a wild celebration.

"This, today, was incredible," Henry said. "The whole atmosphere, it felt like a playoff game. The crowd was in it – they came and packed the stadium out. It's something that we'll always remember, especially on a big stage like this."

With just 22 seconds left, Titans defensive lineman Jeffery Simmons stopped Bills quarterback Josh Allen on a 4th and 1 at the Tennessee three-yard line. It set off a frenzy in the stands, and on the field.

Running back Derrick Henry scored on a 13-yard touchdown run with 3:05 remaining to give the Titans the lead.

"Monday night, winning in that fashion," center Ben Jones said. "It's special. This is one I am going to remember. Guys laid it on the line and did whatever it took. It came down to the last play to win this game."

Titans' Top Plays vs. Bills Week 6 | Game Highlights

The Titans improved to 4-2 with the win.

The Bills, who led the NFL with a plus-108 point differential (172-64) and ranked first in the league in

points scored (34.4 ppg) and points allowed (12.8 ppg) before the game, dropped to 4-2.

"Movie-like, you know what I'm saying?," Titans safety Kevin Byard said. "It's just one of those games where, Monday Night Football, it's like the stars aligned, it was just something crazy. I know (Josh Allen) is going to be pretty sick about it because I think he just slipped or something like that. But that's the way the cookie crumbles sometimes."

Henry led the Titans with 143 yards rushing, and three touchdowns.

Early in the game he electrified the crowd with a 76-yard touchdown run. He also scored on runs of three and 13 yards.

Allen threw for 353 yards and three touchdowns for the Bills, but the Titans got key stops when they needed to, including the late stop to win it.

"I'm honored. I'm grateful, thankful to be able to coach this football team and say that I'm the head coach of a group of guys that care a lot about each other, that are continuing to build trust, communicate with each other," Titans head coach Mike Vrabel said on a night when the Titans lost several players with injuries. "It's unfortunate when guys go down. But that's why we practice, that's why we have a team, a roster. Guys step up and come in there and play. It's unfortunate when you lose players. Just a credit to the players that went in there and the coaching staff to have them ready to go."

The Bills took a 6-0 lead on a pair of field goal by kicker Tyler Bass. The Titans defense rose up to get red zone stops in the red zone each time, which was big.

Then came Henry's big run, which got the crowd of 69,419 riled up.

After the Bills reclaimed the lead 13-7 on a 14-yard touchdown pass from Allen to receiver Stefon Diggs, the Titans cut the lead to 13-10 on a

43-yard field goal from kicker Randy Bullock.

Then came another big play, this one from the Titans defense. Byard intercepted Allen, and he returned the ball to the Buffalo 11-yard line. Just two plays later, quarterback Ryan Tannehill scored on a four-yard touchdown run to give the Titans a 17-13 lead with 4:23 remaining in the first half.

A breakdown in the Tennessee secondary, however, allowed Allen to find receiver Cole Beasley wide open in the end zone, and the 29-yard strike gave the Bills a 20-17 lead at the half.

The Bills extended their lead to 23-17 on the first drive of the third quarter on another field goal by Bass, this one from 52 yards.

The Titans reclaimed the lead with 4:23 left in the third quarter on a three-yard touchdown run by Henry, which capped a 12-play, 67-yard drive. The key play on the drive was a 14-yard pass from Tannehill to receiver A.J. Brown on 4th and 2 from the Buffalo 29-yard line, as it kept the scoring drive in motion, and set up the score.

But the Bills answered right back, and after Allen connected with tight end Tommy Sweeney for a one-yard touchdown pass, the two-point conversion made it 31-24 Buffalo with 27 seconds left in the third quarter.

A 38-yard field goal by Bullock cut the lead to 31-27 with 9:45 left in the contest.

Then came the wild finish.

"Proud of our guys, the way we battled through," Tannehill said. "Wasn't always pretty, but we kept fighting, kept believing in each other, believing we were going to win the game. Defense, huge stop there at the end. Flashback to last week, the huge goal line stand against Jacksonville. I don't know how many inches they had to go, but it wasn't many. It was a couple chain links to get that first down. Able to

come up with a huge stop there. A complete team win all the way around. Proud of our guys, the way we battled."

As mentioned previously, it was a tough night for injuries for the Titans, as cornerback Caleb Farley and left tackle Taylor Lewan were both taken off the field and to the locker room on carts.

Farley suffered a knee injury, while Lewan was being evaluated for a concussion after a scary scene – his helmet was removed, and he was placed on a flat board and on the cart. Lewan gave a thumbs-up as he left the field, and the team announced he had feeling in all his extremities. The Titans announced early running back Jeremy McNichols suffered an ankle injury, and receiver Cameron Batson had to be helped off the field with a knee injury in the first half. In the second half, defensive back Chris Jackson (foot) and receiver Julio Jones (hamstring) were also ruled out for the rest of the contest after suffering injuries.

"We feel like we can beat anybody in the league," Vrabel said. "Whether you do or not, that's the mentality we take. These games, you put a lot into them. They take a lot out of you, as you guys can see with some of the players that were injured. We'll regroup and we'll find out where we're at and get ready to take on another excellent opponent next week. That's just what it is."

The Titans return to action on Sunday against the Chiefs at Nissan Stadium.

###

Week 6

National Football League Game Summary

NFL Copyright © 2021 by The National Football League. All rights reserved. This summary and play-by-play is for the express purpose of assisting media in their coverage of the game; any other use of this material is prohibited without the written permission of the National Football League.

Date: Monday, 10/18/2021 Buffalo Bills at Tennessee Titans Start Time: 7:15 PM CDT
at Nissan Stadium, Nashville, TN

Game Day Weather

Game Weather: Clear Temp: 65° F (18.3° C) Humidity: 43%, Wind: N 0 mph
 Played Open Stadium on Turf: Grass Outdoor Weather: Clear,

Officials

Referee: Blakeman, Clete (34)	Umpire: Slaughter, Tab (110)	Down Judge: McKenzie, Dana (8)
Line Judge: Mapp, Julian (10)	Field Judge: Hill, Tom (97)	Side Judge: Reynard, Clay (18)
Back Judge: Paganelli, Perry (46)	Replay Official: Adams, Chad (0)	

Lineups

Buffalo Bills			Tennessee Titans		
Offense		Defense	Offense		Defense
WR 14	S.Diggs	LDE 50	G.Rousseau	WR 80	C.Rogers
TE 88	D.Knox	DT 91	E.Oliver	TE 87	G.Swaim
LT 73	D.Dawkins	DT 98	S.Lotulelei	WR 11	A.Brown
LG 76	J.Feliciano	RDE 55	J.Hughes	LT 77	T.Lewan
C 60	M.Morse	MLB 49	T.Edmunds	LG 76	R.Saffold
RG 75	D.Williams	LB 58	M.Milano	C 60	B.Jones
RT 79	S.Brown	NCB 24	T.Johnson	RG 64	N.Davis
WR 11	C.Beasley	CB 27	T.White	RT 72	D.Quessenberry
WR 1	E.Sanders	CB 39	L.Wallace	WR 2	J.Jones
QB 17	J.Allen	S 21	J.Poyer	QB 17	R.Tannehill
RB 26	D.Singletery	S 23	M.Hyde	RB 22	D.Henry

Substitutions

K 2 T.Bass, P 3 M.Haack, LB 9 A.Smith, WR 13 G.Davis, WR 15 J.Kumerow, WR 19 I.McKenzie, RB 20 Z.Moss, RB 25 T.Jones, CB 30 D.Jackson, S 31 D.Hamlin, CB 33 S.Neal, FB 41 R.Gilliam, LB 44 T.Matakevich, S 46 Jaq.Johnson, LB 53 T.Dodson, LB 54 A.Klein, DT 61 J.Zimmer, G 65 I.Boettger, LS 69 R.Ferguson, OL 71 R.Bates, G 74 C.Ford, TE 89 T.Sweeney, DE 93 E.Obada, DE 97 M.Addison, DT 99 H.Phillips

Substitutions

P 8 J.Townsend, WR 13 C.Batson, K 14 R.Bullock, WR 15 N.Westbrook-Ikhine, S 21 M.Farley, RB 28 J.McNichols, DB 29 D.Cruikshank, DB 35 C.Jackson, CB 39 B.Borders, FB 41 K.Blasingame, LB 42 Jo.Jones, FB 44 T.Carter, LS 46 M.Cox, OLB 48 B.Dupree, LB 49 N.Dzubnar, T 71 K.Lamm, OL 75 D.Radunz, TE 85 M.Pruitt, TE 86 A.Firkser, WR 88 M.Johnson, DT 90 N.Jones, OLB 92 O.Adeniyi, DE 94 A.Bledsoe

Did Not Play

QB 10 M.Trubisky

Did Not Play

QB 5 L.Woodside, LB 53 A.Williamson, G 61 C.Levin

Not Active

RB 22 M.Breida, DE 57 A.Epenesa, OT 72 T.Doyle, DT 94 V.Butler, DE 96 C.Basham

Not Active

WR 18 J.Reynolds, RB 38 M.Sargent, LB 56 M.Rice, OLB 59 J.Simon

Field Goals (made () & missed)

T.Bass	(24) (28) (52)	R.Bullock	(43) (38)						
				1	2	3	4	OT	Total
VISITOR: Buffalo Bills				3	17	11	0	0	31
HOME: Tennessee Titans				0	17	7	10	0	34

Scoring Plays

Team	Qtr	Time	Play Description (Extra Point) (Drive Info)	Visitor	Home
Bills	1	6:07	T.Bass 24 yd. Field Goal (13-74, 6:19)	3	0
Bills	2	11:36	T.Bass 28 yd. Field Goal (10-38, 4:27)	6	0
Titans	2	11:20	D.Henry 76 yd. run (R.Bullock kick) (1-76, 0:16)	6	7
Bills	2	7:54	S.Diggs 14 yd. pass from J.Allen (T.Bass kick) (7-72, 3:26)	13	7
Titans	2	5:04	R.Bullock 43 yd. Field Goal (7-54, 2:50)	13	10
Titans	2	4:23	R.Tannehill 4 yd. run (R.Bullock kick) (2-11, 0:31)	13	17
Bills	2	0:40	C.Beasley 29 yd. pass from J.Allen (T.Bass kick) (10-75, 3:43)	20	17
Bills	3	10:49	T.Bass 52 yd. Field Goal (9-48, 4:11)	23	17
Titans	3	4:23	D.Henry 3 yd. run (R.Bullock kick) (12-67, 6:26)	23	24

Week 6

National Football League Game Summary

NFL Copyright © 2021 by The National Football League. All rights reserved. This summary and play-by-play is for the express purpose of assisting media in their coverage of the game; any other use of this material is prohibited without the written permission of the National Football League.

Bills	3	0:27	T.Sweeney 1 yd. pass from J.Allen (D.Knox-J.Allen pass) (9-75, 3:56)	31	24
Titans	4	9:45	R.Bullock 38 yd. Field Goal (9-45, 5:42)	31	27
Titans	4	3:05	D.Henry 13 yd. run (R.Bullock kick) (8-70, 4:56)	31	34
Paid Attendance: 69,419				Time: 3:08	

Final Individual Statistics

Buffalo Bills

RUSHING	ATT	YDS	AVG	LG	TD
D.Singleary	5	27	5.4	14	0
J.Allen	9	26	2.9	7	0
Z.Moss	8	24	3.0	7	0
I.McKenzie	1	5	5.0	5	0
Total	23	82	3.6	14	0

PASSING	ATT	CMP	YDS	SK/YD	TD	LG	IN	RT
J.Allen	47	35	353	3/18	3	31	1	107.8
Total	47	35	353	3/18	3	31	1	107.8

PASS RECEIVING	TAR	REC	YDS	AVG	LG	TD
S.Diggs	11	9	89	9.9	17	1
C.Beasley	9	7	88	12.6	29	1
E.Sanders	8	5	91	18.2	31	0
D.Singleary	5	5	16	3.2	6	0
D.Knox	3	3	25	8.3	11	0
G.Davis	2	2	25	12.5	20	0
Z.Moss	4	2	15	7.5	12	0
I.McKenzie	1	1	3	3.0	3	0
T.Sweeney	1	1	1	1.0	1	1
J.Kumerow	1	0	0	0.0	0	0
Total	45	35	353	10.1	31	3

INTERCEPTIONS	NO	YDS	AVG	LG	TD
J.Poyer	1	17	17.0	17	0
Total	1	17	17.0	17	0

PUNTING	NO	YDS	AVG	NET	TB	IN20	LG
M.Haack	2	93	46.5	46.5	0	0	53
Total	2	93	46.5	46.5	0	0	53

PUNT RETURNS	NO	YDS	AVG	FC	LG	TD
I.McKenzie	2	6	3.0	0	6	0
Total	2	6	3.0	0	6	0

KICKOFF RETURNS	NO	YDS	AVG	FC	LG	TD
I.McKenzie	3	77	25.7	0	30	0
[TOUCHBACK]	4	0	0.0	0	0	0
Total	3	77	25.7	0	30	0

Tennessee Titans

RUSHING	ATT	YDS	AVG	LG	TD
D.Henry	20	143	7.2	76	3
R.Tannehill	2	3	1.5	4	1
Total	22	146	6.6	76	4

PASSING	ATT	CMP	YDS	SK/YD	TD	LG	IN	RT
R.Tannehill	29	18	216	0/0	0	48	1	70.5
Total	29	18	216	0/0	0	48	1	70.5

PASS RECEIVING	TAR	REC	YDS	AVG	LG	TD
A.Brown	9	7	91	13.0	22	0
J.Jones	5	3	59	19.7	48	0
N.Westbrook-Ikhine	3	3	27	9.0	14	0
D.Henry	3	2	13	6.5	9	0
A.Firkser	1	1	11	11.0	11	0
G.Swaim	1	1	8	8.0	8	0
C.Rogers	1	1	7	7.0	7	0
M.Johnson	1	0	0	0.0	0	0
M.Pruitt	1	0	0	0.0	0	0
Total	25	18	216	12.0	48	0

INTERCEPTIONS	NO	YDS	AVG	LG	TD
K.Byard	1	16	16.0	16	0
Total	1	16	16.0	16	0

PUNTING	NO	YDS	AVG	NET	TB	IN20	LG
J.Townsend	2	107	53.5	50.5	0	0	63
Total	2	107	53.5	50.5	0	0	63

PUNT RETURNS	NO	YDS	AVG	FC	LG	TD
C.Rogers	1	0	0.0	1	0	0
C.Jackson	0	0	0.0	0	0	0
Total	1	0	0.0	1	0	0

KICKOFF RETURNS	NO	YDS	AVG	FC	LG	TD
C.Batson	5	80	16.0	0	20	0
M.Johnson	2	52	26.0	0	31	0
Total	7	132	18.9	0	31	0

Buffalo Bills

FUMBLES	FUM	LOST	OWN-REC	YDS	TD	FORCED	OPP-REC	YDS	TD	OUT-BDS
Z.Moss	1	0	0	0	0	0	0	0	0	1
Total	1	0	0	0	0	0	0	0	0	1

Tennessee Titans

FUMBLES	FUM	LOST	OWN-REC	YDS	TD	FORCED	OPP-REC	YDS	TD	OUT-BDS
A.Hooker	0	0	0	0	0	1	0	0	0	0
Total	0	0	0	0	0	1	0	0	0	0

Final Team Statistics

	Visitor Bills	Home Titans
TOTAL FIRST DOWNS	28	16
By Rushing	3	6
By Passing	22	9
By Penalty	3	1
THIRD DOWN EFFICIENCY	7-13-53.8%	4-10-40.0%
FOURTH DOWN EFFICIENCY	0-1-0.0%	1-1-100.0%
TOTAL NET YARDS	417	362
Total Offensive Plays (inc. times thrown passing)	73	51
Average gain per offensive play	5.7	7.1
NET YARDS RUSHING	82	146
Total Rushing Plays	23	22
Average gain per rushing play	3.6	6.6
Tackles for a loss-number and yards	1-3	3-5
NET YARDS PASSING	335	216
Times thrown - yards lost attempting to pass	3-18	0-0
Gross yards passing	353	216
PASS ATTEMPTS-COMPLETIONS-HAD INTERCEPTED	47-35-1	29-18-1
Avg gain per pass play (inc.# thrown passing)	6.7	7.4
KICKOFFS Number-In End Zone-Touchbacks	7-0-0	7-7-4
PUNTS Number and Average	2-46.5	2-53.5
Had Blocked	0	0
FGs - PATs Had Blocked	0-0	0-0
Net Punting Average	46.5	50.5
TOTAL RETURN YARDAGE (Not Including Kickoffs)	23	16
No. and Yards Punt Returns	2-6	1-0
No. and Yards Kickoff Returns	3-77	7-132
No. and Yards Interception Returns	1-17	1-16
PENALTIES Number and Yards	8-60	7-91
FUMBLES Number and Lost	1-0	0-0
TOUCHDOWNS	3	4
Rushing	0	4
Passing	3	0
EXTRA POINTS Made-Attempts	3-3	4-4
Kicking Made-Attempts	2-2	4-4
Passing Made-Attempts	1-1	0-0
FIELD GOALS Made-Attempts	3-3	2-2
RED ZONE EFFICIENCY	2-5-40%	3-3-100%
GOAL TO GO EFFICIENCY	1-2-50%	1-1-100%
SAFETIES	0	0
FINAL SCORE	31	34
TIME OF POSSESSION	32:50	27:10

Ball Possession And Drive Chart

Buffalo Bills

#	Time Recd	Time Lost	Time Poss	How Ball Obtained	Drive Began	# Play	Yds Gain	Yds Pen	Net Yds	1st Down	Last Scrm	How Given Up
1	12:26	6:07	6:19	Punt	BUF 21	13	74	0	74	5	* TEN 5	Field Goal
2	5:04	2:54	2:10	Punt	BUF 21	3	-8	0	-8	0	BUF 13	Punt
3	1:03	11:36	4:27	Interception	TEN 48	10	41	-3	38	4	* TEN 10	Field Goal
4	11:20	7:54	3:26	Kickoff	BUF 28	7	57	15	72	4	* TEN 14	Touchdown
5	5:04	4:54	0:10	Kickoff	BUF 25	1	0	0	0	0	BUF 25	Interception
6	4:23	0:40	3:43	Kickoff	BUF 25	10	80	-5	75	4	TEN 29	Touchdown
7	15:00	10:49	4:11	Kickoff	BUF 18	9	48	0	48	3	TEN 34	Field Goal
8	4:23	0:27	3:56	Kickoff	BUF 25	9	41	34	75	4	* TEN 1	Touchdown
9	9:45	8:01	1:44	Kickoff	BUF 25	6	5	0	5	1	BUF 30	Punt
10	3:05	0:21	2:44	Kickoff	BUF 18	8	79	0	79	3	* TEN 3	Downs

(258) Average BUF 26

Tennessee Titans

#	Time Recd	Time Lost	Time Poss	How Ball Obtained	Drive Began	# Play	Yds Gain	Yds Pen	Net Yds	1st Down	Last Scrm	How Given Up
1	15:00	12:26	2:34	Kickoff	TEN 10	6	12	0	12	1	TEN 22	Punt
2	6:07	5:04	1:03	Kickoff	TEN 21	3	4	0	4	0	TEN 25	Punt
3	2:54	1:03	1:51	Punt	TEN 29	3	8	5	13	1	TEN 42	Interception
4	11:36	11:20	0:16	Kickoff	TEN 24	1	76	0	76	1	TEN 24	Touchdown
5	7:54	5:04	2:50	Kickoff	TEN 21	7	54	0	54	1	BUF 25	Field Goal
6	4:54	4:23	0:31	Interception	BUF 11	2	11	0	11	1	* BUF 4	Touchdown
7	0:40	0:00	0:40	Kickoff	TEN 19	1	6	0	6	0	TEN 19	End of Half
8	10:49	4:23	6:26	Kickoff	TEN 33	12	67	0	67	5	* BUF 3	Touchdown
9	0:27	9:45	5:42	Kickoff	TEN 35	9	55	-10	45	2	BUF 20	Field Goal
10	8:01	3:05	4:56	Punt	TEN 30	8	70	0	70	4	* BUF 13	Touchdown
11	0:21	0:00	0:21	Downs	TEN 3	1	-1	0	-1	0	TEN 3	End of Game

(314) Average TEN 29

* inside opponent's 20

Time of Possession by Quarter		1st	2nd	3rd	4th	OT	Total
Visitor	Buffalo Bills	9:32	10:43	8:07	4:28		32:50
Home	Tennessee Titans	5:28	4:17	6:53	10:32		27:10

Kickoff Drive No.-Start Average

Bills: 7 - BUF 23

Titans: 7 - TEN 23

Final Defensive Statistics

Buffalo Bills	Regular Defensive Plays											Special Teams					Misc			
	TKL	AST	COMB	SK	/ YDS	TFL	Q	IN	PD	FF	FR	TKL	AST	FF	FR	BL	TKL	AST	FF	FR
T.Edmunds	8	2	10	0	0	1	0	0	0	0	0	0	0	0	0	0	0	0	0	0
T.Johnson	4	2	6	0	0	0	0	0	0	0	0	0	0	0	0	0	0	0	0	0
J.Poyer	3	1	4	0	0	0	0	1	1	0	0	0	0	0	0	0	0	0	0	0
L.Wallace	3	0	3	0	0	0	0	0	1	0	0	0	0	0	0	0	0	0	0	0
M.Hyde	3	0	3	0	0	0	0	0	0	0	0	0	0	0	0	0	0	0	0	0
E.Obada	2	1	3	0	0	0	0	0	0	0	0	0	0	0	0	0	0	0	0	0
H.Phillips	2	0	2	0	0	0	1	0	0	0	0	0	0	0	0	0	0	0	0	0
G.Rousseau	2	0	2	0	0	0	0	0	0	0	0	0	0	0	0	0	0	0	0	0
S.Lotulelei	1	1	2	0	0	1	0	0	0	0	0	0	0	0	0	0	0	0	0	0
J.Zimmer	1	1	2	0	0	1	0	0	0	0	0	0	0	0	0	0	0	0	0	0
M.Milano	1	1	2	0	0	0	0	0	0	0	0	0	0	0	0	0	0	0	0	0
T.White	1	0	1	0	0	0	0	0	0	0	0	0	0	0	0	0	0	0	0	0
M.Addison	1	0	1	0	0	0	0	0	0	0	0	0	0	0	0	0	0	0	0	0
E.Oliver	1	0	1	0	0	0	0	0	0	0	0	0	0	0	0	0	0	0	0	0
J.Hughes	0	0	0	0	0	0	1	0	1	0	0	0	0	0	0	0	0	0	0	0
J.Kumerow	0	0	0	0	0	0	0	0	0	0	0	3	0	0	0	0	0	0	0	0
T.Matakevich	0	0	0	0	0	0	0	0	0	0	0	1	1	0	0	0	0	0	0	0
S.Neal	0	0	0	0	0	0	0	0	0	0	0	1	0	0	0	0	0	0	0	0
A.Klein	0	0	0	0	0	0	0	0	0	0	0	1	0	0	0	0	0	0	0	0
D.Jackson	0	0	0	0	0	0	0	0	0	0	0	1	0	0	0	0	0	0	0	0
T.Dodson	0	0	0	0	0	0	0	0	0	0	0	0	1	0	0	0	0	0	0	0
R.Gilliam	0	0	0	0	0	0	0	0	0	0	0	0	1	0	0	0	0	0	0	0
S.Brown	0	0	0	0	0	0	0	0	0	0	0	0	0	0	0	0	1	0	0	0
Total	33	9	42	0	0	3	2	1	3	0	0	7	3	0	0	0	1	0	0	0

TKL = Tackle AST = Assist COMB = Combined QH=QB Hit IN = Interception PD = Pass Defense FF = Forced Fumble FR = Fumble Recovery

Tennessee Titans	Regular Defensive Plays											Special Teams					Misc			
	TKL	AST	COMB	SK	/ YDS	TFL	QH	IN	PD	FF	FR	TKL	AST	FF	FR	BL	TKL	AST	FF	FR
D.Long	9	5	14	0	0	0	0	0	0	0	0	0	0	0	0	0	0	0	0	0
A.Hooker	6	3	9	0	0	0	0	0	0	1	0	0	0	0	0	0	0	0	0	0
E.Molden	6	2	8	0	0	1	0	0	0	0	0	0	1	0	0	0	0	0	0	0
H.Landry	5	3	8	2	11	1	2	0	0	0	0	0	0	0	0	0	0	0	0	0
R.Evans	4	3	7	0	0	0	0	0	0	0	0	0	0	0	0	0	0	0	0	0
C.Jackson	5	0	5	0	0	0	0	0	1	0	0	0	0	0	0	0	0	0	0	0
J.Simmons	3	2	5	1	7	1	2	0	0	0	0	0	0	0	0	0	0	0	0	0
N.Jones	3	0	3	0	0	0	0	0	0	0	0	0	0	0	0	0	0	0	0	0
J.Jenkins	3	0	3	0	0	0	0	0	0	0	0	0	0	0	0	0	0	0	0	0
B.Dupree	2	0	2	0	0	0	1	0	1	0	0	0	0	0	0	0	0	0	0	0
C.Farley	2	0	2	0	0	0	0	0	0	0	0	0	0	0	0	0	0	0	0	0
K.Byard	1	1	2	0	0	0	0	1	1	0	0	0	0	0	0	0	0	0	0	0
T.Tart	1	0	1	0	0	0	1	0	0	0	0	0	0	0	0	0	0	0	0	0
B.Borders	1	0	1	0	0	0	0	0	1	0	0	0	0	0	0	0	0	0	0	0
O.Adeniyi	1	0	1	0	0	0	0	0	0	0	0	0	1	0	0	0	0	0	0	0
D.Autry	0	0	0	0	0	0	2	0	1	0	0	0	0	0	0	0	0	0	0	0
A.Bledsoe	0	0	0	0	0	0	0	0	1	0	0	0	0	0	0	0	0	0	0	0
N.Dzubnar	0	0	0	0	0	0	0	0	0	0	0	1	0	0	0	0	0	0	0	0
K.Blasingame	0	0	0	0	0	0	0	0	0	0	0	1	0	0	0	0	0	0	0	0
N.Westbrook-Ikhine	0	0	0	0	0	0	0	0	0	0	0	1	0	0	0	0	0	0	0	0
G.Swaim	0	0	0	0	0	0	0	0	0	0	0	0	0	0	0	0	1	0	0	0
Total	52	19	71	3	18	3	8	1	6	1	0	3	2	0	0	0	1	0	0	0

First Half Summary

PERIOD SCORES

Bills	3	17 = 20
Titans	0	17 = 17

TIME OF POSSESSION

Bills	20:15
Titans	9:45

Scoring Plays

Team	Qtr	Time	Play Description (Extra Point) (Drive Info)	Visitor	Home
Bills	1	6:07	T.Bass 24 yd. Field Goal (13-74, 6:19)	3	0
Bills	2	11:36	T.Bass 28 yd. Field Goal (10-38, 4:27)	6	0
Titans	2	11:20	D.Henry 76 yd. run (R.Bullock kick) (1-76, 0:16)	6	7
Bills	2	7:54	S.Diggs 14 yd. pass from J.Allen (T.Bass kick) (7-72, 3:26)	13	7
Titans	2	5:04	R.Bullock 43 yd. Field Goal (7-54, 2:50)	13	10
Titans	2	4:23	R.Tannehill 4 yd. run (R.Bullock kick) (2-11, 0:31)	13	17
Bills	2	0:40	C.Beasley 29 yd. pass from J.Allen (T.Bass kick) (10-75, 3:43)	20	17

	Buffalo Bills	Tennessee Titans
TOTAL FIRST DOWNS	17	5
First Downs Rushing-Passing-by Penalty	3 - 12 - 2	2 - 2 - 1
THIRD DOWN EFFICIENCY	3-6-50.0%	2-6-33.3%
TOTAL NET YARDS	244	171
Total Offensive Plays	42	22
NET YARDS RUSHING	60	100
NET YARDS PASSING	184	71
Gross Yards Passing	195	71
Times thrown-yards lost attempting to pass	2-11	0-0
Pass Attempts-Completions-Had Intercepted	25 - 19 - 1	12 - 4 - 1
Punts-Number and Average	1 - 53.0	2 - 53.5
Penalties-Number and Yards	4 - 30	4 - 37
Fumbles-Number and Lost	1 - 0	0 - 0
Red Zone Efficiency	1-3-33%	1-1-100%
Average Drive Start	BUF 29	TEN 30

Buffalo Bills

Tennessee Titans

Buffalo Bills										Tennessee Titans							
RUSHING	ATT	YDS	AVG	LG	TD	RUSHING	ATT	YDS	AVG	LG	TD						
D.Singleary	4	23	5.8	14	0	D.Henry	9	96	10.7	76	1						
J.Allen	5	21	4.2	7	0	R.Tannehill	1	4	4.0	4	1						
Z.Moss	5	11	2.2	7	0												
I.McKenzie	1	5	5.0	5	0												
Total	15	60	4.0	14	0	Total	10	100	10.0	76	2						
Buffalo Bills										Tennessee Titans							
PASSING	ATT	CMP	YDS	SK/YD	TD	LG	IN	RT	PASSING	ATT	CMP	YDS	SK/YD	TD	LG	IN	RT
J.Allen	25	19	195	2/11	2	29	1	107.9	R.Tannehill	12	4	71	0/0	0	48	1	19.8
Total	25	19	195	2/11	2	29	1	107.9	Total	12	4	71	0/0	0	48	1	19.8
Buffalo Bills										Tennessee Titans							
PASS RECEIVING	TAR	REC	YDS	AVG	LG	TD	PASS RECEIVING	TAR	REC	YDS	AVG	LG	TD				
S.Diggs	8	6	68	11.3	17	1	J.Jones	4	2	53	26.5	48	0				
D.Singleary	4	4	15	3.8	6	0	A.Firkser	1	1	11	11.0	11	0				
C.Beasley	3	3	50	16.7	29	1	C.Rogers	1	1	7	7.0	7	0				
E.Sanders	2	2	40	20.0	21	0	A.Brown	1	0	0	0.0	0	0				
D.Knox	1	1	11	11.0	11	0	D.Henry	1	0	0	0.0	0	0				
G.Davis	1	1	5	5.0	5	0	M.Johnson	1	0	0	0.0	0	0				
Z.Moss	3	1	3	3.0	3	0											
I.McKenzie	1	1	3	3.0	3	0											
Total	23	19	195	10.3	29	2	Total	9	4	71	17.8	48	0				

Buffalo Bills

Regular Defensive Plays

Special Teams

Misc

First Quarter

BUF wins the coin toss and elects to defer. TEN elects to Receive, and BUF elects to defend the north goal.

T.Bass kicks 54 yards from BUF 35 to TEN 11. C.Batson to TEN 23 for 12 yards (S.Neal).

PENALTY on TEN-N.Dzubnar, Offensive Holding, 10 yards, enforced at TEN 20.

Tennessee Titans at 15:00, (1st play from scrimmage 14:52)

- 1-10-TEN 10 (14:52) R.Tannehill pass incomplete short right.
- 2-10-TEN 10 (14:47) (Shotgun) D.Henry up the middle to TEN 9 for -1 yards (S.Lotulelei).
- 3-11-TEN 9 (14:05) (Shotgun) R.Tannehill pass short middle to A.Firkser to TEN 20 for 11 yards (T.Edmunds, J.Poyer). P1
- 1-10-TEN 20 (13:24) (Shotgun) D.Henry left end to TEN 22 for 2 yards (T.White).
- 2-8-TEN 22 (12:45) R.Tannehill pass incomplete deep middle to A.Brown.
- 3-8-TEN 22 (12:41) (Shotgun) R.Tannehill pass incomplete short right to M.Johnson (L.Wallace).
- 4-8-TEN 22 (12:36) J.Townsend punts 63 yards to BUF 15, Center-M.Cox. I.McKenzie to BUF 21 for 6 yards (N.Dzubnar).

Buffalo Bills at 12:26

- 1-10-BUF 21 (12:26) (Shotgun) J.Allen pass short right to C.Beasley to BUF 30 for 9 yards (R.Evans).
- 2-1-BUF 30 (12:00) (Shotgun) D.Singleary left tackle to BUF 31 for 1 yard (T.Tart). R1
- 1-10-BUF 31 (11:22) (Shotgun) J.Allen pass short left to S.Diggs pushed ob at BUF 43 for 12 yards (A.Hooker). P2
- 1-10-BUF 43 (10:50) (Shotgun) J.Allen scrambles left end pushed ob at BUF 46 for 3 yards (D.Long).
- 2-7-BUF 46 (10:12) D.Singleary left end to TEN 40 for 14 yards (E.Molden). R3
- 1-10-TEN 40 (9:30) (Shotgun) J.Allen scrambles right end ran ob at TEN 37 for 3 yards (D.Long).
- 2-7-TEN 37 (9:03) (Shotgun) J.Allen pass short left to C.Beasley to TEN 25 for 12 yards (R.Evans). P4
- 1-10-TEN 25 (8:27) (Shotgun) J.Allen up the middle to TEN 18 for 7 yards (N.Jones).
- 2-3-TEN 18 (7:58) (Shotgun) J.Allen pass short left to S.Diggs pushed ob at TEN 12 for 6 yards (C.Farley). P5
- Penalty on TEN-N.Jones, Defensive Offside, declined.
- 1-10-TEN 12 (7:37) J.Allen pass short right to D.Singleary to TEN 8 for 4 yards (H.Landry).
- 2-6-TEN 8 (6:59) (Shotgun) Z.Moss right tackle to TEN 5 for 3 yards (K.Byard; D.Long).
- 3-3-TEN 5 (6:21) (Shotgun) J.Allen pass incomplete short left.
- 4-3-TEN 5 (6:11) T.Bass 24 yard field goal is GOOD, Center-R.Ferguson, Holder-M.Haack.

BUF 3 TEN 0, 13 plays, 74 yards, 6:19 drive, 8:53 elapsed

T.Bass kicks 61 yards from BUF 35 to TEN 4. C.Batson to TEN 21 for 17 yards (T.Dodson; T.Matakevich).

Tennessee Titans at 6:07, (1st play from scrimmage 6:02)

- 1-10-TEN 21 (6:02) D.Henry left guard to TEN 25 for 4 yards (G.Rousseau).
- 2-6-TEN 25 (5:30) R.Tannehill pass incomplete short right to D.Henry.
- Penalty on TEN-B.Jones, Ineligible Downfield Pass, declined.
- 3-6-TEN 25 (5:25) (Shotgun) R.Tannehill pass incomplete deep left.
- 4-6-TEN 25 (5:16) J.Townsend punts 44 yards to BUF 31, Center-M.Cox. I.McKenzie ran ob at BUF 45 for 14 yards (K.Blasingame).
- PENALTY on BUF-T.Dodson, Offensive Holding, 10 yards, enforced at BUF 31.
- Penalty on BUF-A.Smith, Illegal Blindside Block, declined.

Buffalo Bills at 5:04

- 1-10-BUF 21 (5:04) (Shotgun) J.Allen pass short left to Z.Moss to BUF 24 for 3 yards (A.Hooker). FUMBLES (A.Hooker), ball out of bounds at TEN 24.
- 2-7-BUF 24 (4:30) Z.Moss left end to BUF 21 for -3 yards (E.Molden, R.Evans).
- 3-10-BUF 21 (3:50) (Shotgun) J.Allen sacked at BUF 13 for -8 yards (H.Landry).
- 4-18-BUF 13 (3:08) M.Haack punts 53 yards to TEN 34, Center-R.Ferguson. C.Rogers to TEN 36 for 2 yards. Pass back to C.Jackson to BUF 42 for 22 yards (A.Klein).
- PENALTY on TEN-C.Rogers, Illegal Forward Pass, 5 yards, enforced at TEN 34.

Tennessee Titans at 2:54

- 1-10-TEN 29 (2:54) R.Tannehill pass short middle to D.Henry to TEN 37 for 8 yards (T.Edmunds).
- PENALTY on BUF-T.White, Defensive Holding, 5 yards, enforced at TEN 29 - No Play. X2
- 1-10-TEN 34 (2:30) D.Henry right end to TEN 37 for 3 yards (J.Zimmer; E.Obada).
- 2-7-TEN 37 (1:52) (Shotgun) R.Tannehill pass short left to J.Jones to TEN 42 for 5 yards (L.Wallace).
- 3-2-TEN 42 (1:12) (Shotgun) R.Tannehill pass deep middle intended for J.Jones INTERCEPTED by J.Poyer at BUF 35. J.Poyer to TEN 48 for 17 yards (G.Swaim).

Buffalo Bills at 1:03

- 1-10-TEN 48 (1:03) (Shotgun) J.Allen pass short left to D.Knox to TEN 37 for 11 yards (E.Molden). P6

Buffalo Bills vs Tennessee Titans at Nissan Stadium

1-10-TEN 37 (:15) (Shotgun) D.Singletary left tackle to TEN 30 for 7 yards (E.Molden).

END OF QUARTER

	Score	Time Poss	First Downs				Efficiencies	
			R	P	X	T	3 Down	4 Down
Buffalo Bills	3	9:32	2	4	0	6	0/2	0/0
Tennessee Titans	0	5:28	0	1	1	2	1/4	0/0

Second Quarter

10/18/2021

Play By Play

Buffalo Bills continued.

2-3-TEN 30	(15:00) (Shotgun) J.Allen pass short middle to D.Singletary to TEN 24 for 6 yards (D.Long).	P7
<u>1-10-TEN 24</u>	(14:25) (Shotgun) J.Allen pass incomplete short left to S.Diggs (A.Bledsoe).	
2-10-TEN 24	(14:21) (Shotgun) I.McKenzie left tackle to TEN 19 for 5 yards (D.Long).	
3-5-TEN 19	(13:46) (Shotgun) J.Allen pass short right to S.Diggs to TEN 12 for 7 yards (J.Jenkins).	P8
<u>1-10-TEN 12</u>	(13:10) (Shotgun) J.Allen pass incomplete short right to G.Davis.	
	PENALTY on TEN-J.Jenkins, Defensive Pass Interference, 7 yards, enforced at TEN 12 - No Play.	X9
<u>1-5-TEN 5</u>	(13:06) D.Knox left end for 5 yards, TOUCHDOWN NULLIFIED by Penalty.	
	PENALTY on BUF-E.Sanders, Offensive Holding, 10 yards, enforced at TEN 5 - No Play.	
1-15-TEN 15	(13:02) (Shotgun) J.Allen pass short left to I.McKenzie pushed ob at TEN 12 for 3 yards (A.Hooker).	
2-12-TEN 12	(12:27) (Shotgun) Z.Moss up the middle to TEN 10 for 2 yards (J.Simmons, R.Evans).	
3-10-TEN 10	(11:44) (Shotgun) J.Allen pass incomplete short right to S.Diggs.	
4-10-TEN 10	(11:40) T.Bass 28 yard field goal is GOOD, Center-R.Ferguson, Holder-M.Haack.	

BUF 6 TEN 0, 10 plays, 38 yards, 1 penalty, 4:27 drive, 3:24 elapsed
--

T.Bass kicks 58 yards from BUF 35 to TEN 7. C.Batson to TEN 24 for 17 yards (J.Kumerow).

Tennessee Titans at 11:36, (1st play from scrimmage 11:31)

1-10-TEN 24	(11:31) D.Henry up the middle for 76 yards, TOUCHDOWN.	R3
	R.Bullock extra point is GOOD, Center-M.Cox, Holder-J.Townsend.	

BUF 6 TEN 7, 1 plays, 76 yards, 0:16 drive, 3:40 elapsed
--

R.Bullock kicks 67 yards from TEN 35 to BUF -2. I.McKenzie to BUF 28 for 30 yards (O.Adeniyi; E.Molden).

Buffalo Bills at 11:20, (1st play from scrimmage 11:15)

1-10-BUF 28	(11:15) D.Singletary right tackle to BUF 29 for 1 yard (J.Simmons; H.Landry).	
2-9-BUF 29	(10:37) (Shotgun) J.Allen sacked at BUF 26 for -3 yards (H.Landry).	
	PENALTY on TEN-D.Long, Unnecessary Roughness, 15 yards, enforced at BUF 26.	X10
<u>1-10-BUF 41</u>	(10:04) (Shotgun) J.Allen pass short right to D.Singletary pushed ob at BUF 44 for 3 yards (J.Jenkins, A.Hooker).	
2-7-BUF 44	(9:25) (Shotgun) J.Allen pass deep left to E.Sanders to TEN 35 for 21 yards (C.Farley). TEN-C.Farley was injured during the play. His return is Questionable.	P11
<u>1-10-TEN 35</u>	(9:10) (Shotgun) J.Allen pass short middle to E.Sanders to TEN 16 for 19 yards (H.Landry).	P12
<u>1-10-TEN 16</u>	(8:25) (Shotgun) J.Allen pass short right to D.Singletary to TEN 14 for 2 yards (J.Jenkins, D.Long).	
2-8-TEN 14	(7:57) (No Huddle, Shotgun) J.Allen pass short middle to S.Diggs for 14 yards, TOUCHDOWN.	P13
	T.Bass extra point is GOOD, Center-R.Ferguson, Holder-M.Haack.	

BUF 13 TEN 7, 7 plays, 72 yards, 1 penalty, 3:26 drive, 7:06 elapsed
--

T.Bass kicks 64 yards from BUF 35 to TEN 1. C.Batson to TEN 21 for 20 yards (T.Matakevich, R.Gilliam).

Tennessee Titans at 7:54, (1st play from scrimmage 7:48)

1-10-TEN 21	(7:48) D.Henry left tackle to TEN 23 for 2 yards (G.Rousseau).	
2-8-TEN 23	(7:08) (Shotgun) R.Tannehill pass incomplete short right.	
	Penalty on TEN-N.Davis, Offensive Holding, declined.	
3-8-TEN 23	(7:02) (Shotgun) R.Tannehill pass deep right to J.Jones ran ob at BUF 29 for 48 yards.	P4
	Penalty on BUF-M.Hyde, Defensive Pass Interference, declined.	
	Penalty on BUF-S.Lotulelei, Defensive Offside, declined.	
<u>1-10-BUF 29</u>	(6:36) D.Henry left end to BUF 32 for -3 yards (T.Edmunds).	
2-13-BUF 32	(5:54) (Shotgun) R.Tannehill pass short right to C.Rogers to BUF 25 for 7 yards (E.Obada, T.Johnson).	
3-6-BUF 25	(5:14) (Shotgun) R.Tannehill pass incomplete short middle to J.Jones.	
4-6-BUF 25	(5:09) R.Bullock 43 yard field goal is GOOD, Center-M.Cox, Holder-J.Townsend.	

BUF 13 TEN 10, 7 plays, 54 yards, 2:50 drive, 9:56 elapsed
--

R.Bullock kicks 65 yards from TEN 35 to end zone, Touchback.

Buffalo Bills at 5:04

1-10-BUF 25	(5:04) (Shotgun) J.Allen pass short left intended for Z.Moss INTERCEPTED by K.Byard (D.Autry) [D.Autry] at BUF 27. K.Byard to BUF 11 for 16 yards (S.Brown).	
-------------	--	--

Tennessee Titans at 4:54

1-10-BUF 11	(4:54) (Shotgun) D.Henry up the middle to BUF 4 for 7 yards (T.Edmunds). TEN-T.Lewan was injured during the play. His return is Questionable.	
2-3-BUF 4	(4:28) (Shotgun) R.Tannehill left guard for 4 yards, TOUCHDOWN.	R5

Buffalo Bills vs Tennessee Titans at Nissan Stadium

R.Bullock extra point is GOOD, Center-M.Cox, Holder-J.Townsend.

BUF 13 TEN 17, 2 plays, 11 yards, 0:31 drive, 10:37 elapsed

R.Bullock kicks 65 yards from TEN 35 to end zone, Touchback.

Buffalo Bills at 4:23

- 1-10-BUF 25 (4:23) (Shotgun) Z.Moss right guard to BUF 32 for 7 yards (R.Evans).
- 2-3-BUF 32 (3:55) (No Huddle, Shotgun) J.Allen up the middle to BUF 37 for 5 yards (E.Molden). R14
- 1-10-BUF 37 (3:18) (Shotgun) J.Allen pass incomplete short right [T.Tart].
- 2-10-BUF 37 (3:13) (Shotgun) J.Allen pass short left to G.Davis to BUF 42 for 5 yards (D.Long).
- 3-5-BUF 42 (2:28) (Shotgun) J.Allen pass short left to S.Diggs to TEN 41 for 17 yards (D.Long). P15

Two-Minute Warning

- 1-10-TEN 41 (2:00) Z.Moss up the middle to TEN 39 for 2 yards (B.Dupree).
- 2-8-TEN 39 (1:31) (No Huddle, Shotgun) J.Allen pass short left to S.Diggs to TEN 27 for 12 yards (C.Jackson). P16
- 1-10-TEN 27 (:59) (Shotgun) J.Allen scrambles up the middle to TEN 24 for 3 yards (H.Landry).
- Timeout #1 by BUF at 00:53.
- 2-7-TEN 24 (:53) (Shotgun) J.Allen pass incomplete short middle to Z.Moss.
- 3-7-TEN 24 (:47) (Shotgun) PENALTY on BUF-S.Brown, False Start, 5 yards, enforced at TEN 24 - No Play.
- 3-12-TEN 29 (:47) (Shotgun) J.Allen pass deep right to C.Beasley for 29 yards, TOUCHDOWN. P17
- T.Bass extra point is GOOD, Center-R.Ferguson, Holder-M.Haack.

BUF 20 TEN 17, 10 plays, 75 yards, 3:43 drive, 14:20 elapsed

T.Bass kicks 63 yards from BUF 35 to TEN 2. C.Batson to TEN 19 for 17 yards (J.Kumerow). TEN-C.Batson was injured during the play. His return is Questionable.

Tennessee Titans at 0:40, (1st play from scrimmage 0:34)

- 1-10-TEN 19 (:34) (Shotgun) D.Henry left tackle to TEN 25 for 6 yards (T.Edmunds).

END OF QUARTER

	Score	Time Poss	First Downs				Efficiencies	
			R	P	X	T	3 Down	4 Down
Buffalo Bills	20	10:43	1	8	2	11	3/4	0/0
Tennessee Titans	17	4:17	2	1	0	3	1/2	0/0

Third Quarter

10/18/2021

Play By Play

BUF elects to Receive, and TEN elects to defend the North goal.

R.Bullock kicks 65 yards from TEN 35 to BUF 0. I.McKenzie to BUF 18 for 18 yards (N.Westbrook-Ikhine).

Buffalo Bills at 15:00, (1st play from scrimmage 14:55)

1-10-BUF 18	(14:55) (Shotgun) J.Allen pass short left to D.Singletary to BUF 19 for 1 yard (D.Long; J.Simmons).	
2-9-BUF 19	(14:14) (Shotgun) J.Allen pass short left to E.Sanders to BUF 24 for 5 yards (R.Evans).	
3-4-BUF 24	(13:38) (No Huddle, Shotgun) J.Allen pass short left to S.Diggs ran ob at BUF 33 for 9 yards (A.Hooker).	P18
<u>1-10-BUF 33</u>	(13:11) (Shotgun) J.Allen pass short left to D.Knox to BUF 44 for 11 yards (C.Jackson).	P19
<u>1-10-BUF 44</u>	(12:41) (No Huddle, Shotgun) J.Allen pass short middle to C.Beasley to TEN 38 for 18 yards (B.Dupree).	P20
<u>1-10-TEN 38</u>	(12:10) (No Huddle, Shotgun) D.Singletary up the middle to TEN 34 for 4 yards (N.Jones).	
2-6-TEN 34	(11:41) (No Huddle, Shotgun) J.Allen up the middle to TEN 34 for no gain (N.Jones, H.Landry).	
3-6-TEN 34	(10:58) (Shotgun) J.Allen pass incomplete short right to C.Beasley.	
4-6-TEN 34	(10:54) T.Bass 52 yard field goal is GOOD, Center-R.Ferguson, Holder-M.Haack.	

BUF 23 TEN 17, 9 plays, 48 yards, 4:11 drive, 4:11 elapsed

T.Bass kicks 63 yards from BUF 35 to TEN 2. M.Johnson to TEN 23 for 21 yards (J.Kumerow).

PENALTY on BUF-J.Poyer, Illegal Use of Hands, 10 yards, enforced at TEN 23.

Tennessee Titans at 10:49, (1st play from scrimmage 10:44)

1-10-TEN 33	(10:44) R.Tannehill pass short middle to A.Brown to TEN 41 for 8 yards (J.Poyer).	
2-2-TEN 41	(9:59) D.Henry right guard to TEN 44 for 3 yards (L.Wallace).	R6
<u>1-10-TEN 44</u>	(9:21) R.Tannehill pass incomplete short left to M.Pruitt (J.Hughes).	
2-10-TEN 44	(9:18) D.Henry left guard to BUF 37 for 19 yards (M.Hyde).	R7
<u>1-10-BUF 37</u>	(8:36) PENALTY on TEN-D.Henry, False Start, 5 yards, enforced at BUF 37 - No Play.	
1-15-BUF 42	(8:21) PENALTY on BUF-E.Obada, Neutral Zone Infraction, 5 yards, enforced at BUF 42 - No Play.	
1-10-BUF 37	(8:05) R.Tannehill pass incomplete short right [H.Phillips].	
2-10-BUF 37	(8:00) D.Henry up the middle to BUF 37 for no gain (M.Addison).	
3-10-BUF 37	(7:15) (Shotgun) R.Tannehill pass short middle to A.Brown to BUF 29 for 8 yards (M.Hyde).	
4-2-BUF 29	(6:28) (Shotgun) R.Tannehill pass short middle to A.Brown to BUF 15 for 14 yards (J.Poyer).	P8
<u>1-10-BUF 15</u>	(5:51) (Shotgun) D.Henry up the middle to BUF 11 for 4 yards (H.Phillips).	
2-6-BUF 11	(5:12) (Shotgun) R.Tannehill pass short left to G.Swaim pushed ob at BUF 3 for 8 yards (M.Milano) [J.Hughes].	P9
<u>1-3-BUF 3</u>	(4:32) (Shotgun) R.Tannehill pass incomplete short right to A.Brown.	
2-3-BUF 3	(4:28) D.Henry left tackle for 3 yards, TOUCHDOWN.	R10
	R.Bullock extra point is GOOD, Center-M.Cox, Holder-J.Townsend.	

BUF 23 TEN 24, 12 plays, 67 yards, 1 penalty, 6:26 drive, 10:37 elapsed

R.Bullock kicks 65 yards from TEN 35 to end zone, Touchback.

Buffalo Bills at 4:23

1-10-BUF 25	(4:23) (Shotgun) Z.Moss up the middle to BUF 29 for 4 yards (E.Molden).	
2-6-BUF 29	(3:57) (No Huddle, Shotgun) Z.Moss left guard to BUF 34 for 5 yards (O.Adeniyi, H.Landry).	
3-1-BUF 34	(3:27) (No Huddle, Shotgun) PENALTY on BUF-D.Dawkins, False Start, 5 yards, enforced at BUF 34 - No Play.	
3-6-BUF 29	(3:10) (Shotgun) J.Allen pass short right to C.Beasley to BUF 38 for 9 yards (D.Long).	P21
<u>1-10-BUF 38</u>	(2:39) (No Huddle, Shotgun) J.Allen pass short left to E.Sanders ran ob at TEN 47 for 15 yards.	P22
<u>1-10-TEN 47</u>	(2:25) (No Huddle, Shotgun) J.Allen pass incomplete deep left to E.Sanders (C.Jackson).	
2-10-TEN 47	(2:19) (Shotgun) J.Allen pass short left to D.Knox to TEN 44 for 3 yards (C.Jackson, D.Long) [J.Simmons]. TEN-C.Jackson was injured during the play. His return is Questionable.	
3-7-TEN 44	(1:48) (Shotgun) J.Allen pass incomplete deep right to S.Diggs.	
	PENALTY on TEN-B.Borders, Defensive Pass Interference, 39 yards, enforced at TEN 44 - No Play.	X23
<u>1-5-TEN 5</u>	(1:40) (Shotgun) J.Allen pass short left to C.Beasley to TEN 1 for 4 yards (A.Hooker; E.Molden).	
2-1-TEN 1	(1:14) (No Huddle) J.Allen up the middle to TEN 1 for no gain (D.Long, R.Evans).	
3-1-TEN 1	(:31) J.Allen pass short right to T.Sweeney for 1 yard, TOUCHDOWN.	P24
	(Pass formation) TWO-POINT CONVERSION ATTEMPT. D.Knox pass to J.Allen is complete. ATTEMPT SUCCEEDS.	

BUF 31 TEN 24, 9 plays, 75 yards, 1 penalty, 3:56 drive, 14:33 elapsed

T.Bass kicks 61 yards from BUF 35 to TEN 4. M.Johnson to TEN 35 for 31 yards (D.Jackson).

Tennessee Titans at 0:27, (1st play from scrimmage 0:19)

Buffalo Bills vs Tennessee Titans at Nissan Stadium

1-10-TEN 35 (:19) (Shotgun) R.Tannehill pass short left to D.Henry to TEN 39 for 4 yards (H.Phillips).

END OF QUARTER

	Score	Time Poss	First Downs				Efficiencies	
			R	P	X	T	3 Down	4 Down
Buffalo Bills	31	8:07	0	6	1	7	3/4	0/0
Tennessee Titans	24	6:53	3	2	0	5	0/1	1/1

Fourth Quarter

10/18/2021

Play By Play

Tennessee Titans continued.

2-6-TEN 39	(15:00) D.Henry left tackle to TEN 40 for 1 yard (E.Obada).	
3-5-TEN 40	(14:17) (Shotgun) R.Tannehill pass short middle to A.Brown to BUF 47 for 13 yards (J.Poyer).	P11
<u>1-10-BUF 47</u>	(13:42) (Shotgun) D.Henry up the middle to BUF 45 for 2 yards (T.Edmunds).	
2-8-BUF 45	(13:02) R.Tannehill pass short middle to A.Brown to BUF 25 for 20 yards (L.Wallace).	P12
<u>1-10-BUF 25</u>	(12:16) D.Henry left guard to BUF 22 for 3 yards (E.Oliver).	
2-7-BUF 22	(11:41) R.Tannehill pass short left to D.Henry pushed ob at BUF 15 for 7 yards (T.Johnson). PENALTY on TEN-R.Saffold, Offensive Holding, 10 yards, enforced at BUF 22 - No Play.	
2-17-BUF 32	(11:13) (Shotgun) R.Tannehill pass short middle to A.Brown to BUF 26 for 6 yards (T.Johnson, T.Edmunds).	
3-11-BUF 26	(10:27) (Shotgun) R.Tannehill pass short middle to J.Jones to BUF 20 for 6 yards (T.Edmunds, T.Johnson).	
4-5-BUF 20	(9:49) R.Bullock 38 yard field goal is GOOD, Center-M.Cox, Holder-J.Townsend.	

BUF 31 TEN 27, 9 plays, 45 yards, 5:42 drive, 5:15 elapsed
--

R.Bullock kicks 65 yards from TEN 35 to end zone, Touchback.

Buffalo Bills at 9:45

1-10-BUF 25	(9:45) (Shotgun) J.Allen pass short left to S.Diggs pushed ob at BUF 31 for 6 yards (C.Jackson).	
2-4-BUF 31	(9:18) (No Huddle, Shotgun) J.Allen pass incomplete short right to C.Beasley (B.Dupree).	
3-4-BUF 31	(9:14) (Shotgun) J.Allen pass short left to S.Diggs to BUF 37 for 6 yards (C.Jackson). Penalty on TEN-C.Jackson, Defensive Pass Interference, declined.	P25
<u>1-10-BUF 37</u>	(8:56) (Shotgun) J.Allen sacked at BUF 30 for -7 yards (J.Simmons). TEN-C.Jackson was injured during the play. His return is Questionable.	
2-17-BUF 30	(8:23) (Shotgun) J.Allen pass incomplete deep middle to E.Sanders (B.Borders).	
3-17-BUF 30	(8:14) (Shotgun) J.Allen pass incomplete deep right to J.Kumerow.	
4-17-BUF 30	(8:09) M.Haack punts 40 yards to TEN 30, Center-R.Ferguson, fair catch by C.Rogers.	

Tennessee Titans at 8:01

1-10-TEN 30	(8:01) D.Henry up the middle to TEN 30 for no gain (T.Johnson, S.Lotulelei).	
2-10-TEN 30	(7:24) (Shotgun) R.Tannehill pass short right to N.Westbrook-Ikhine to TEN 44 for 14 yards (T.Johnson).	P13
<u>1-10-TEN 44</u>	(6:53) R.Tannehill pass deep right to A.Brown to BUF 34 for 22 yards (M.Hyde).	P14
<u>1-10-BUF 34</u>	(6:07) D.Henry left end to BUF 35 for -1 yards (J.Zimmer, T.Edmunds).	
2-11-BUF 35	(5:18) (Shotgun) R.Tannehill pass short middle to N.Westbrook-Ikhine to BUF 30 for 5 yards (T.Edmunds).	
3-6-BUF 30	(4:35) (Shotgun) R.Tannehill pass short middle to N.Westbrook-Ikhine to BUF 22 for 8 yards (T.Edmunds).	P15
<u>1-10-BUF 22</u>	(3:57) R.Tannehill pass short right to D.Henry to BUF 13 for 9 yards (T.Johnson, M.Milano).	
2-1-BUF 13	(3:10) D.Henry left tackle for 13 yards, TOUCHDOWN. R.Bullock extra point is GOOD, Center-M.Cox, Holder-J.Townsend.	R16

BUF 31 TEN 34, 8 plays, 70 yards, 4:56 drive, 11:55 elapsed

R.Bullock kicks 66 yards from TEN 35 to BUF -1. I.McKenzie for 101 yards, TOUCHDOWN NULLIFIED by Penalty.

PENALTY on BUF-A.Smith, Offensive Holding, 10 yards, enforced at BUF 28.

Buffalo Bills at 3:05, (1st play from scrimmage 2:54)

1-10-BUF 18	(2:54) J.Allen pass deep right to E.Sanders to BUF 49 for 31 yards (B.Borders).	P26
<u>1-10-BUF 49</u>	(2:27) (No Huddle, Shotgun) J.Allen pass short middle to Z.Moss to TEN 39 for 12 yards (D.Long; A.Hooker).	P27

Two-Minute Warning

<u>1-10-TEN 39</u>	(2:00) (Shotgun) J.Allen pass short middle to C.Beasley to TEN 32 for 7 yards (A.Hooker).	
2-3-TEN 32	(1:33) (Shotgun) J.Allen pass short right to G.Davis to TEN 12 for 20 yards (K.Byard, E.Molden) [B.Dupree].	P28
<u>1-10-TEN 12</u>	(:50) (Shotgun) Z.Moss up the middle to TEN 8 for 4 yards (D.Long). Timeout #1 by BUF at 00:44.	
2-6-TEN 8	(:44) (Shotgun) J.Allen pass incomplete short left to E.Sanders [D.Autry].	
3-6-TEN 8	(:38) (Shotgun) J.Allen scrambles left tackle pushed ob at TEN 3 for 5 yards (A.Hooker). Timeout #2 by BUF at 00:22. Timeout #1 by TEN at 00:22.	
4-1-TEN 3	(:22) (Shotgun) J.Allen up the middle to TEN 3 for no gain (J.Simmons).	

Tennessee Titans at 0:21

1-10-TEN 3	(:21) R.Tannehill kneels to TEN 2 for -1 yards.	
------------	---	--

Buffalo Bills vs Tennessee Titans at Nissan Stadium

END OF QUARTER

	Score	Time Poss	First Downs				Efficiencies	
			R	P	X	T	3 Down	4 Down
Buffalo Bills	31	4:28	0	4	0	4	1/3	0/1
Tennessee Titans	34	10:32	1	5	0	6	2/3	0/0

Miscellaneous Statistics Report

Buffalo Bills vs Tennessee Titans
10/18/2021 at Nissan Stadium

Ten Longest Plays for Buffalo Bills

Yards	Qtr	Play Start	Play Description
31	4	1-10-BUF 18	(2:54) J.Allen pass deep right to E.Sanders to BUF 49 for 31 yards (B.Borders).
29	2	3-12-TEN 29	(:47) (Shotgun) J.Allen pass deep right to C.Beasley for 29 yards, TOUCHDOWN.
21	2	2-7-BUF 44	(9:25) (Shotgun) J.Allen pass deep left to E.Sanders to TEN 35 for 21 yards (C.Farley). TEN-C.Farley was injured during the play. His return is Questionable.
20	4	2-3-TEN 32	(1:33) (Shotgun) J.Allen pass short right to G.Davis to TEN 12 for 20 yards (K.Byard, E.Molden) [B.Dupree].
19	2	1-10-TEN 35	(9:10) (Shotgun) J.Allen pass short middle to E.Sanders to TEN 16 for 19 yards (H.Landry).
18	3	1-10-BUF 44	(12:41) (No Huddle, Shotgun) J.Allen pass short middle to C.Beasley to TEN 38 for 18 yards (B.Dupree).
17	2	3-5-BUF 42	(2:28) (Shotgun) J.Allen pass short left to S.Diggs to TEN 41 for 17 yards (D.Long).
15	3	1-10-BUF 38	(2:39) (No Huddle, Shotgun) J.Allen pass short left to E.Sanders ran ob at TEN 47 for 15 yards.
14	1	2-7-BUF 46	(10:12) D.Singleary left end to TEN 40 for 14 yards (E.Molden).
14	2	2-8-TEN 14	(7:57) (No Huddle, Shotgun) J.Allen pass short middle to S.Diggs for 14 yards, TOUCHDOWN.

Ten Longest Plays for Tennessee Titans

Yards	Qtr	Play Start	Play Description
76	2	1-10-TEN 24	(11:31) D.Henry up the middle for 76 yards, TOUCHDOWN.
48	2	3-8-TEN 23	(7:02) (Shotgun) R.Tannehill pass deep right to J.Jones ran ob at BUF 29 for 48 yards.
22	4	1-10-TEN 44	(6:53) R.Tannehill pass deep right to A.Brown to BUF 34 for 22 yards (M.Hyde).
20	4	2-8-BUF 45	(13:02) R.Tannehill pass short middle to A.Brown to BUF 25 for 20 yards (L.Wallace).
19	3	2-10-TEN 44	(9:18) D.Henry left guard to BUF 37 for 19 yards (M.Hyde).
14	3	4-2-BUF 29	(6:28) (Shotgun) R.Tannehill pass short middle to A.Brown to BUF 15 for 14 yards (J.Poyer).
14	4	2-10-TEN 30	(7:24) (Shotgun) R.Tannehill pass short right to N.Westbrook-Ikhine to TEN 44 for 14 yards (T.Johnson).
13	4	3-5-TEN 40	(14:17) (Shotgun) R.Tannehill pass short middle to A.Brown to BUF 47 for 13 yards (J.Poyer).
13	4	2-1-BUF 13	(3:10) D.Henry left tackle for 13 yards, TOUCHDOWN.
11	1	3-11-TEN 9	(14:05) (Shotgun) R.Tannehill pass short middle to A.Firkser to TEN 20 for 11 yards (T.Edmunds, J.Poyer).

Touchdown Scoring Information

		Offense	Defense	Special Teams
VISITOR	Buffalo Bills	3	0	0
HOME	Tennessee Titans	4	0	0

Player Scoring Information

Club	Player	TD	Rush TD	Rec TD	KO TD	Punt TD	Int TD	Fum TD	Misc TD	FG	XP	2Pt Rush	2Pt Rec	Sfty	Points
BUF	T.Bass	0	0	0	0	0	0	0	0	3	2	0	0	0	11
BUF	S.Diggs	0	0	1	0	0	0	0	0	0	0	0	0	0	6
BUF	C.Beasley	0	0	1	0	0	0	0	0	0	0	0	0	0	6
BUF	T.Sweeney	0	0	1	0	0	0	0	0	0	0	0	0	0	6
BUF	J.Allen	0	0	0	0	0	0	0	0	0	0	0	1	0	2
TEN	D.Henry	0	3	0	0	0	0	0	0	0	0	0	0	0	18
TEN	R.Bullock	0	0	0	0	0	0	0	0	2	4	0	0	0	10
TEN	R.Tannehill	0	1	0	0	0	0	0	0	0	0	0	0	0	6

Possession Detail

	First Half		Second Half		Game	
	Visitor	Home	Visitor	Home	Visitor	Home
Largest Lead	6	4	7	3	7	4
Drives Leading	3	0	2	1	5	1
Time of Possession Leading	6:47	0:00	5:55	0:21	12:42	0:21
Largest Deficit	-4	-6	-3	-7	-4	-7
Drives Trailing	2	6	2	3	4	9
Time of Possession Trailing	7:09	7:11	6:40	17:04	13:49	24:15
Times Score Tied Up		0		0		0
Lead Changes		5		3		8

Playtime Percentage

Percent of playtime per player on offense, defense and special teams (Unofficial)

Buffalo Bills					Tennessee Titans							
		Offense	Defense	Special Teams			Offense	Defense	Special Teams			
D Williams	T	77	100%	5	17%	D Quessenberry	G	53	100%	6	21%	
D Dawkins	T	77	100%	5	17%	N Davis	G	53	100%	6	21%	
S Brown	T	77	100%	5	17%	R Saffold	G	53	100%	6	21%	
M Morse	C	77	100%			R Tannehill	QB	53	100%			
J Feliciano	G	77	100%			B Jones	C	53	100%			
J Allen	QB	77	100%			D Henry	RB	43	81%			
E Sanders	WR	71	92%			A Brown	WR	42	79%			
C Beasley	WR	67	87%			G Swaim	TE	38	72%	15	52%	
S Diggs	WR	62	81%			J Jones	WR	35	66%			
D Knox	TE	61	79%			K Lamm	T	32	60%	6	21%	
Z Moss	RB	42	55%			N Westbrook-Ikhine	WR	29	55%	18	62%	
D Singletary	RB	35	45%			T Lewan	T	21	40%	2	7%	
G Davis	WR	26	34%	1	3%	M Johnson	WR	20	38%	6	21%	
T Sweeney	TE	11	14%			M Pruitt	TE	16	30%	10	34%	
R Gilliam	FB	4	5%	18	62%	A Firkser	TE	15	28%	9	31%	
I McKenzie	WR	4	5%	9	31%	C Rogers	WR	15	28%	3	10%	
J Kumerow	WR	1	1%	18	62%	K Blasingame	FB	9	17%	5	17%	
R Bates	C	1	1%	5	17%	T Carter	TE	2	4%	14	48%	
J Poyer	SS		53	100%	13	45%	J McNichols	RB	1	2%		
M Hyde	FS		53	100%	6	21%	K Byard	FS		77	100%	
T White	CB		53	100%	6	21%	D Long	LB		77	100%	
T Edmunds	LB		53	100%	6	21%	H Landry	LB		76	99%	
M Milano	LB		53	100%			J Jenkins	CB		76	99%	
L Wallace	CB		53	100%			E Molden	CB		72	94%	
T Johnson	CB		50	94%			J Simmons	DT		69	90%	
J Hughes	DE		34	64%			A Hooker	FS		66	86%	
E Oliver	DT		31	58%			R Evans	LB		58	75%	
S Lotulelei	DT		30	57%	6	21%	B Dupree	LB		48	62%	
M Addison	DE		28	53%			D Autry	DE		46	60%	
G Rousseau	DE		25	47%	6	21%	T Tart	DT		38	49%	
H Phillips	DT		23	43%	6	21%	C Jackson	CB		36	47%	
J Zimmer	DT		21	40%	5	17%	C Farley	CB		28	36%	
E Obada	DE		20	38%	11	38%	D Cruikshank	SS		23	30%	
A Klein	LB		3	6%	17	59%	N Jones	DT		23	30%	
T Matakevich	LB			24	83%		B Borders	CB		15	19%	
T Dodson	LB			18	62%		A Bledsoe	DE		14	18%	
A Smith	LB			18	62%		O Adeniyi	LB		4	5%	
J Johnson	FS			18	62%		N Dzubnar	LB		1	1%	
T Jones	RB			18	62%		J Jones	LB		23	79%	
S Neal	CB			18	62%		M Farley	FS		23	79%	
D Jackson	CB			13	45%		R Bullock	K		13	45%	
T Bass	K			12	41%		M Cox	LS		8	28%	
D Hamlin	SS			7	24%		J Townsend	P		8	28%	
R Ferguson	LS			7	24%		D Radunz	T		6	21%	
M Haack	P			7	24%							

C Ford	G	5	17%	C Batson	WR	5	17%
I Boettger	G	5	17%				

2021 TENNESSEE TITANS REGULAR SEASON STATISTICS

Won 4, Lost 2

Date	W-L	Score	OT	Opponent	Attendance
09/12	L	13-38		Arizona	67,216
09/19	W	33-30	OT	at Seattle	68,585
09/26	W	25-16		Indianapolis	67,914
10/03	L	24-27	OT	at N.Y. Jets	70,232
10/10	W	37-19		at Jacksonville	58,282
10/18	W	34-31		Buffalo	69,419
10/24				Kansas City	
10/31				at Indianapolis	
11/07				at L.A. Rams	
11/14				New Orleans	
11/21				Houston	
11/28				at New England	
12/12				Jacksonville	
12/19				at Pittsburgh	
12/23				San Francisco	
01/02				Miami	
01/09				at Houston	

Statistic	Tenn.	Opp.
Total First Downs	143	126
Rushing	54	35
Passing	75	76
Penalty	14	15
3rd Down: Made/Att	31/80	30/74
3rd Down Pct.	38.8	40.5
4th Down: Made/Att	6/10	3/6
4th Down Pct.	60.0	50.0
Possession Avg.	32:26	27:34
Total Net Yards	2308	2304
Avg. Per Game	384.7	384.0
Total Plays	417	375
Avg. Per Play	5.5	6.1
Net Yards Rushing	985	646
Avg. Per Game	164.2	107.7
Total Rushes	194	148
Net Yards Passing	1323	1658
Avg. Per Game	220.5	276.3
Sacked/Yards Lost	20/150	13/91
Gross Yards	1473	1749
Att./Completions	203/129	214/141
Completion Pct.	63.5	65.9
Had Intercepted	4	4
Punts/Average	17/44.2	23/47.9
Net Punting Avg.	17/39.4	23/40.0
Penalties/Yards	38/359	40/383
Fumbles/Ball Lost	5/4	7/1
Touchdowns	19	19
Rushing	12	7
Passing	6	12
Returns	1	0

Score By Periods	Q1	Q2	Q3	Q4	OT	PTS
Team	20	59	28	56	3	166
Opponents	22	76	31	29	3	161

Scoring	TD	Rush	Rec	Ret	K-PAT	FG	S	PTS
Henry	10	10	0	0			0	62
Bullock	0	0	0	0	14/15	11/13	0	47
Tannehill	2	2	0	0			0	12
Pruitt	1	0	1	0			0	8
Batson	1	0	1	0			0	6
A.J. Brown	1	0	1	0			0	6
Byard	1	0	0	1			0	6
McNichols	1	0	1	0			0	6
Rogers	1	0	1	0			0	6
Westbrook-Ikhine	1	0	1	0			0	6
Badgley TM	0	0	0	0	1/2	0/1	0	1
Team	19	12	6	1	15/17	11/14	0	166
Opponents	19	7	12	0	15/17	10/13	0	161

2-Pt Conv: Henry, Pruitt, **TM 2-2; OP 1-2**

Sacks: Landry 6.5, Adeniyi 2.5, Simmons 2.5, Autry 1.5, TM 13, OPP 20 **FUM/Lost:** Tannehill 3/3, Brewer 1/0, Westbrook-Ikhine 1/1

Passing	Att	Cmp	Yds	Cmp%	Yds/Att	TD	TD%	Int	Int%	Long	Sack/Lost	Rating
Tannehill	202	128	1467	63.4	7.26	6	3.0	4	2.0	51	20/150	86.8
M. Farley	1	1	6	100.0	6.00	0	0.0	0	0.0	6	0/0	91.7
Team	203	129	1473	63.5	7.26	6	3.0	4	2.0	51	20/150	86.9
Opponents	214	141	1749	65.9	8.17	12	5.6	4	1.9	68t	13/91	101.9

Rushing	No.	Yds	Avg	Long	TD
Henry	162	783	4.8	76t	10
Tannehill	19	133	7.0	28	2
McNichols	7	38	5.4	11	0
Batson	2	15	7.5	11	0
Rogers	1	9	9.0	9	0
Sargent	2	4	2.0	2	0
A.J. Brown	1	3	3.0	3	0
Team	194	985	5.1	76t	12
Opponents	148	646	4.4	58	7

Receiving	No.	Yds	Avg	Long	TD
A.J. Brown	17	221	13.0	22	1
McNichols	17	160	9.4	27	1
Henry	16	138	8.6	16	0
Ju. Jones	15	263	17.5	51	0
Rogers	14	186	13.3	39	1
Westbrook-Ikhine	12	125	10.4	18t	1
Firkser	10	86	8.6	14	0
J. Reynolds	7	67	9.6	12	0
Pruitt	6	78	13.0	22	1
Swaim	6	45	7.5	26	0
M. Johnson	3	52	17.3	22	0
Hudson	3	31	10.3	14	0
Batson	2	15	7.5	13	1
Hooker	1	6	6.0	6	0
Team	129	1473	11.4	51	6
Opponents	141	1749	12.4	68t	12

Interceptions	No.	Yds	Avg	Long	TD
Byard	3	28	9.3	16	0
Fulton	1	13	13.0	13	0
Team	4	41	10.3	16	0
Opponents	4	53	13.3	32	0

Punting	No.	Yds	Avg	Net	TB	In	Lg	B
Townsend	11	465	42.3	37.0	1	2	63	0
Kern	6	287	47.8	43.8	0	1	59	0
Team	17	752	44.2	39.4	1	3	63	0
Opponents	23	1101	47.9	40.0	3	7	66	0

Punt Returns	Ret	FC	Yds	Avg	Long	TD
Rogers	10	9	120	12.0	22	0
C. Jackson	0	0	0	---	0	0
Team	10	9	120	12.0	22	0
Opponents	6	6	62	10.3	18	0

Kickoff Returns	No.	Yds	Avg	Long	TD
Rogers	7	114	16.3	19	0
Batson	5	80	16.0	20	0
M. Johnson	2	52	26.0	31	0
McNichols	2	31	15.5	16	0
Team	16	277	17.3	31	0
Opponents	17	328	19.3	30	0

Field Goals	1-19	20-29	30-39	40-49	50+
Bullock	0/0	1/1	7/7	3/5	0/0
Badgley TM	0/0	0/0	0/0	0/1	0/0
Team	0/0	1/1	7/7	3/6	0/0
Opponents	0/0	6/6	2/2	1/2	1/3

Bullock: () (33G,30G,24G,44N,36G) (32G) (44G,46G,36G,49N) (34G) (43G,38G)
 TM: (46N) (33G,30G,24G,44N,36G) (32G) (44G,46G,36G,49N) (34G) (43G,38G)
 OPP: (34G,43N) (31G) (43G,28G,24G,51N) (27G,22G) (53N) (24G,28G,52G)

GAME PREVIEW

TEAM NOTES

PLAYER NOTES

MEDIA

STATISTICS

ROSTERS

TITANS DOMINATE CHIEFS IN 27-3 WIN AT NISSAN STADIUM

**BY JIM WYATT
TENNESSEE TITANS
OCTOBER 24, 2021**

NASHVILLE – Hail to the Titans.

Just six days after a rousing win over the Buffalo Bills on Monday Night Football, the Titans raced past another AFC contender with an impressive and one-sided win over the Kansas City Chiefs before 69,484 fans at Nissan Stadium.

Not a bad week, huh?

The team's 27-3 victory improved Tennessee's record to 5-2. The Titans are tied with several other teams with the best record in the AFC after seven games.

On Sunday, the Titans did it with an aggressive offense, and a swarming defense.

"It feels great, honestly," Titans safety Kevin Byard said. "Since I've been here, it's probably the most compete win that we've had from start to finish – offense, defense, special teams. Just clicking on all three cylinders."

Titans quarterback Ryan Tannehill completed 21-of-27 passes for 270 yards and a touchdown in the contest, while running back Derrick Henry ran for 86 yards on 29 carries, and he also threw a touchdown pass.

Titans receiver A.J. Brown caught eight passes for 133 yards and a touchdown.

From the start, this one was never in doubt.

After the game, however, players made it clear they're far from satisfied.

"I definitely think we are moving in the right direction," Brown said. "This is one game. We didn't win the Super Bowl today. We're not going to get a big head about one win."

Added Byard: "They are not handing out Lombardi trophies in the middle of the season. So, we are not going to get caught up too much in this win, either. We are going to enjoy it tonight and get ready for a division match with the Colts on the road."

The Titans got off to a fast start, and they never let up.

"We played our best ball," center Ben Jones said. "That first half was what Titans football is all about. We played well on defense, well on offense, and in the second half, the defense wouldn't let them get in the end zone. We grinded it out and took up a lot of clock in the second half, and we won the way we wanted to."

The Tennessee Titans take on the Kansas City Chiefs in Week 7 at Nissan Stadium.

On the team's opening drive, the Titans drove the ball right down the field and capped off an eight-play, 75-yard drive with a touchdown. The opener score: A five-yard touchdown toss from Henry, who lined up in the Wildcat formation, to tight end MyCole Pruitt.

After a defensive stop, the Titans got revved up again – and produced again. A 46-yard toss from Tannehill to Brown jumpstarted a nine-play, 97-yard drive that was capped off with a 24-yard touchdown toss to Brown with just 42 seconds left in the first quarter to give the Titans a 14-0 lead.

Tannehill completed 7-of-7 passes for 114 yards and a touchdown in the first quarter, while Brown had four catches for 83 yards and a score after one quarter. Brown had six catches for 101 yards at the half, with a score, while Tannehill completed 16-of-20 for 216 yards by halftime.

The Titans stretched their lead to 17-0 on a 34-yard field goal by kicker Randy Bullock, which capped a 12-play, 60-yard drive.

The lead ballooned to 24-0 on a two-yard touchdown run by Tannehill, which capped up an eight-play, 46-yard drive that featured a 20-yard completion from Tannehill to Jones.

At that point in the contest, the Titans had outgained the Chiefs 259 to 35 in total yardage while racking up 17 first downs compared to three for the Chiefs. Time of possession was staggering 21:31 to 5:41.

A 51-yard field goal by Bullock made it 27-0 Titans at the half.

"We came out, and we executed," Tannehill said. "With a high-powered offense on the other side, we knew we wanted to get going early and score points early. We were able to do that and hopefully we can keep it going."

While the Titans were effective on offense, the defense was swarming.

Chiefs quarterback Patrick Mahomes faced pressure, which forced him into incompletions, and mistakes. An interception by linebacker Rashaan Evans set up a Titans touchdown drive, and a sack by linebacker Bud Dupree ended one Kansas City drive that was followed by another Tennessee scoring drive.

Byard forced another turnover when he punched the ball out of the arms of Mahomes, and safety Matthias Farley pounced on it.

The Chiefs got on the scoreboard in the third quarter on a 42-yard field goal by kicker Harrison Butker, which made it 27-3. Butker missed a 57-yard field goal late in the third quarter, however.

The Titans sacked Mahomes four times in the contest, and they also forced three turnovers. Defensive lineman Denico Autry led the way with two sacks.

"You're embarrassed," Mahomes said of the feeling in Kansas City's locker room after the game. "You got spanked pretty good. You were coming in here trying to build off

the momentum of the week before and we didn't do that."

The Titans are already turning their attention to what's next.

They'll return to action next Sunday in Indianapolis in a key AFC South game vs the Colts.

"We have just to do what we have been doing," outside linebacker Harold Landry said. "Celebrate the win but then get back to work. Focus on improving, because the teams that win late and in the middle of the season are the teams that keep improving. We just have to focus on that and prepare like we have been doing."

###

Week 7

National Football League Game Summary

NFL Copyright © 2021 by The National Football League. All rights reserved. This summary and play-by-play is for the express purpose of assisting media in their coverage of the game; any other use of this material is prohibited without the written permission of the National Football League.

Date: Sunday, 10/24/2021 Kansas City Chiefs at Tennessee Titans Start Time: 12:02 PM CDT
at Nissan Stadium, Nashville, TN

Game Day Weather

Game Weather: Cloudy Temp: 70° F (21.1° C) Humidity: 57%, Wind: North 12 mph
 Played Open Stadium on Turf: Grass Outdoor Weather: Cloudy,

Officials

Referee: Allen, Brad (122)	Umpire: Sritesky, Bruce (102)	Down Judge: Short, Danny (113)
Line Judge: Gallagher, Daniel (85)	Field Judge: Patterson, Rick (15)	Side Judge: Cheek, Boris (41)
Back Judge: Yette, Greg (38)	Replay Official: Madsen, Carl (0)	

Lineups

Kansas City Chiefs				Tennessee Titans			
Offense		Defense		Offense		Defense	
WR 17	M.Hardman	LB 50	W.Gay	WR 2	J.Jones	DL 96	D.Autry
WR 10	T.Hill	LDT 90	J.Reed	LT 71	K.Lamm	NT 93	T.Tart
TE 87	T.Kelce	DT 95	C.Jones	LG 76	R.Saffold	DT 98	J.Simmons
LT 57	O.Brown	RDT 91	D.Nnadi	C 60	B.Jones	ILB 54	R.Evans
LG 62	J.Thuney	RDE 55	F.Clark	RG 64	N.Davis	OLB 58	H.Landry
C 52	C.Humphrey	LB 56	B.Niemann	RT 72	D.Quessenberry	LB 51	D.Long
RG 65	T.Smith	RCB 38	L.Sneed	TE 87	G.Swaim	CB 20	J.Jenkins
RT 75	M.Remmers	LCB 27	R.Fenton	WR 11	A.Brown	CB 31	K.Byard
WR 19	J.Gordon	LB 54	N.Bolton	QB 17	R.Tannehill	CB 24	E.Molden
QB 15	P.Mahomes	S 22	J.Thornhill	FB 41	K.Blasingame	CB 30	G.Mabin
RB 31	Da.Williams	S 32	T.Mathieu	RB 22	D.Henry	DB 29	D.Cruikshank

Substitutions

RB 1 J.McKinnon, QB 4 C.Henne, P 5 T.Townsend, K 7 H.Butker, WR 11 D.Robinson, WR 13 B.Pringle, CB 21 M.Hughes, S 23 A.Watts, CB 26 C.Lammons, CB 35 C.Ward, RB 40 D.Gore, LS 41 J.Winchester, LB 44 D.O'Daniel, LB 46 C.Rozeboom, LB 47 D.Harris, S 49 D.Sorensen, DE 51 M.Danna, OL 67 L.Niang, G 73 N.Allegretti, G 77 A.Wylie, TE 81 B.Bell, TE 83 N.Gray, WR 85 M.Kemp, DE 97 A.Okafor, DT 98 T.Wharton, DT 99 K.Saunders

Did Not Play

Not Active

CB 30 D.Baker, FB 45 M.Burton, LB 53 A.Hitchens, OL 66 A.Blythe, T 70 P.Wanogho, G 76 L.Duvernay-Tardif

Substitutions

QB 5 L.Woodside, P 6 B.Kern, WR 12 M.Kinsey, K 14 R.Bullock, WR 15 N.Westbrook-Ikhine, WR 18 J.Reynolds, S 21 M.Farley, CB 23 C.Jones, RB 28 J.McNichols, RB 32 D.Evans, S 33 B.Breeze, CB 39 B.Borders, LB 42 Jo.Jones, LS 46 M.Cox, OLB 48 B.Dupree, LB 49 N.Dzubnar, LB 53 A.Williamson, G 61 C.Levin, T 68 B.Hart, OL 75 D.Radunz, TE 85 M.Pruitt, TE 86 A.Firkser, WR 88 M.Johnson, DT 90 N.Jones, DL 91 L.Murchison, OLB 92 O.Adeniyi

Did Not Play

Not Active

DB 35 C.Jackson, DB 37 A.Hooker, LB 56 M.Rice, OLB 59 J.Simon, T 77 T.Lewan, WR 80 C.Rogers, DE 94 A.Bledsoe

Field Goals (made () & missed)

	(42) 57WR	R.Bullock	(34) (51)				
		1	2	3	4	OT	Total
VISITOR: Kansas City Chiefs		0	0	3	0	0	3
HOME: Tennessee Titans		14	13	0	0	0	27

Scoring Plays

Team	Qtr	Time	Play Description (Extra Point) (Drive Info)	Visitor	Home
Titans	1	10:50	M.Pruitt 5 yd. pass from D.Henry (R.Bullock kick) (8-75, 4:10)	0	7
Titans	1	0:42	A.Brown 24 yd. pass from R.Tannehill (R.Bullock kick) (9-97, 5:34)	0	14
Titans	2	8:07	R.Bullock 34 yd. Field Goal (12-60, 6:39)	0	17
Titans	2	2:48	R.Tannehill 2 yd. run (R.Bullock kick) (8-46, 5:08)	0	24
Titans	2	0:03	R.Bullock 51 yd. Field Goal (8-18, 1:45)	0	27
Chiefs	3	11:00	H.Butker 42 yd. Field Goal (10-51, 4:00)	3	27

Paid Attendance: 69,484

Time: 2:58

Final Individual Statistics

Kansas City Chiefs

Tennessee Titans

RUSHING						RUSHING					
	ATT	YDS	AVG	LG	TD		ATT	YDS	AVG	LG	TD
P.Mahomes	6	35	5.8	13	0	D.Henry	29	86	3.0	11	0
Da.Williams	5	20	4.0	11	0	D.Evans	2	7	3.5	5	0
T.Hill	1	18	18.0	18	0	R.Tannehill	2	6	3.0	4	1
C.Henne	1	4	4.0	4	0	M.Johnson	1	5	5.0	5	0
						L.Woodside	1	-1	-1.0	-1	0
Total	13	77	5.9	18	0	Total	35	103	2.9	11	1

PASSING									PASSING								
	ATT	CMP	YDS	SK/YD	TD	LG	IN	RT		ATT	CMP	YDS	SK/YD	TD	LG	IN	RT
P.Mahomes	35	20	206	4/31	0	25	1	62.3	R.Tannehill	27	21	270	1/9	1	46	1	105.2
C.Henne	16	11	82	0/0	0	17	0	80.7	D.Henry	1	1	5	0/0	1	5	0	127.1
Total	51	31	288	4/31	0	25	1	68.1	Total	28	22	275	1/9	2	46	1	116.5

PASS RECEIVING								PASS RECEIVING							
	TAR	REC	YDS	AVG	LG	TD		TAR	REC	YDS	AVG	LG	TD		
T.Kelce	12	7	65	9.3	24	0	A.Brown	9	8	133	16.6	46	1		
T.Hill	9	6	49	8.2	17	0	J.Reynolds	3	3	23	7.7	11	0		
B.Pringle	6	5	73	14.6	25	0	J.Jones	4	2	38	19.0	20	0		
M.Hardman	5	4	28	7.0	9	0	M.Pruitt	3	2	27	13.5	22	1		
Da.Williams	4	3	30	10.0	14	0	D.Henry	2	2	16	8.0	13	0		
J.McKinnon	4	2	17	8.5	9	0	D.Evans	2	2	11	5.5	6	0		
M.Kemp	1	1	8	8.0	8	0	J.McNichols	1	1	10	10.0	10	0		
D.Robinson	4	1	7	7.0	7	0	A.Firkser	1	1	9	9.0	9	0		
D.Gore	1	1	7	7.0	7	0	G.Swaim	1	1	8	8.0	8	0		
N.Gray	1	1	4	4.0	4	0	M.Johnson	1	0	0	0.0	0	0		
J.Gordon	1	0	0	0.0	0	0									
Total	48	31	288	9.3	25	0	Total	27	22	275	12.5	46	2		

INTERCEPTIONS							INTERCEPTIONS						
	NO	YDS	AVG	LG	TD		NO	YDS	AVG	LG	TD		
W.Gay	1	1	1.0	1	0	R.Evans	1	0	0.0	0	0		
Total	1	1	1.0	1	0	Total	1	0	0.0	0	0		

PUNTING								PUNTING							
	NO	YDS	AVG	NET	TB	IN20	LG		NO	YDS	AVG	NET	TB	IN20	LG
T.Townsend	2	93	46.5	46.5	0	1	52	B.Kern	2	94	47.0	47.0	0	2	49
Total	2	93	46.5	46.5	0	1	52	Total	2	94	47.0	47.0	0	2	49

PUNT RETURNS								PUNT RETURNS							
	NO	YDS	AVG	FC	LG	TD		NO	YDS	AVG	FC	LG	TD		
[DOWNED]	1	0	0.0	0	0	0	M.Kinsey	0	0	0.0	1	0	0		
[OUT OF BOUNDS]	1	0	0.0	0	0	0	[DOWNED]	1	0	0.0	0	0	0		
Total	0	0	0.0	0	0	0	Total	0	0	0.0	1	0	0		

KICKOFF RETURNS								KICKOFF RETURNS							
	NO	YDS	AVG	FC	LG	TD		NO	YDS	AVG	FC	LG	TD		
[TOUCHBACK]	6	0	0.0	0	0	0	D.Evans	1	17	17.0	0	17	0		
							[TOUCHBACK]	1	0	0.0	0	0	0		
Total	0	0	0.0	0	0	0	Total	1	17	17.0	0	17	0		

Kansas City Chiefs

FUMBLES	FUM	LOST	OWN-REC	YDS	TD	FORCED	OPP-REC	YDS	TD	OUT-BDS
P.Mahomes	2	1	0	0	0	0	0	0	0	0
M.Hardman	1	1	0	0	0	0	0	0	0	0
M.Remmers	0	0	1	0	0	0	0	0	0	0
Total	3	2	1	0	0	0	0	0	0	0

Tennessee Titans

FUMBLES	FUM	LOST	OWN-REC	YDS	TD	FORCED	OPP-REC	YDS	TD	OUT-BDS
M.Farley	0	0	0	0	0	1	1	1	0	0
K.Byard	0	0	0	0	0	1	0	0	0	0
B.Dupree	0	0	0	0	0	1	0	0	0	0
R.Evans	0	0	0	0	0	0	1	0	0	0
Total	0	0	0	0	0	3	2	1	0	0

Final Team Statistics

	Visitor Chiefs	Home Titans
TOTAL FIRST DOWNS	22	24
By Rushing	4	9
By Passing	16	13
By Penalty	2	2
THIRD DOWN EFFICIENCY	4-11-36.4%	8-12-66.7%
FOURTH DOWN EFFICIENCY	2-3-66.7%	0-0-0.0%
TOTAL NET YARDS	334	369
Total Offensive Plays (inc. times thrown passing)	68	64
Average gain per offensive play	4.9	5.8
NET YARDS RUSHING	77	103
Total Rushing Plays	13	35
Average gain per rushing play	5.9	2.9
Tackles for a loss-number and yards	1-1	4-10
NET YARDS PASSING	257	266
Times thrown - yards lost attempting to pass	4-31	1-9
Gross yards passing	288	275
PASS ATTEMPTS-COMPLETIONS-HAD INTERCEPTED	51-31-1	28-22-1
Avg gain per pass play (inc.# thrown passing)	4.7	9.2
KICKOFFS Number-In End Zone-Touchbacks	2-2-1	6-6-6
PUNTS Number and Average	2-46.5	2-47.0
Had Blocked	0	0
FGs - PATs Had Blocked	0-0	0-0
Net Punting Average	46.5	47.0
TOTAL RETURN YARDAGE (Not Including Kickoffs)	1	0
No. and Yards Punt Returns	0-0	0-0
No. and Yards Kickoff Returns	0-0	1-17
No. and Yards Interception Returns	1-1	1-0
PENALTIES Number and Yards	9-77	6-31
FUMBLES Number and Lost	3-2	0-0
TOUCHDOWNS	0	3
Rushing	0	1
Passing	0	2
EXTRA POINTS Made-Attempts	0-0	3-3
Kicking Made-Attempts	0-0	3-3
FIELD GOALS Made-Attempts	1-2	2-2
RED ZONE EFFICIENCY	0-3-0%	2-4-50%
GOAL TO GO EFFICIENCY	0-0-0%	2-2-100%
SAFETIES	0	0
FINAL SCORE	3	27
TIME OF POSSESSION	23:39	36:21

Ball Possession And Drive Chart

Kansas City Chiefs

#	Time Recd	Time Lost	Time Poss	How Ball Obtained	Drive Began	# Play	Yds Gain	Yds Pen	Net Yds	1st Down	Last Scrm	How Given Up
1	10:50	6:16	4:34	Kickoff	KC 25	7	25	-5	20	2	KC 45	Punt
2	0:42	14:46	0:56	Kickoff	KC 25	4	10	0	10	1	KC 35	Punt
3	8:07	7:56	0:11	Kickoff	KC 25	1	0	0	0	0	KC 25	Interception
4	2:48	1:48	1:00	Kickoff	KC 25	4	33	-10	23	1	KC 35	Fumble
5	0:03	0:00	0:03	Kickoff	KC 25	1	-1	0	-1	0	KC 25	End of Half
6	15:00	11:00	4:00	Kickoff	KC 25	10	71	-20	51	3	* TEN 24	Field Goal
7	3:39	0:11	3:28	Interception	KC 20	8	51	-10	41	4	TEN 39	Missed FG
8	13:30	8:19	5:11	Punt	KC 3	18	59	5	64	5	* TEN 25	Downs
9	4:24	0:08	4:16	Punt	KC 3	17	86	5	91	6	* TEN 14	Fumble

(176) Average KC 20

Tennessee Titans

#	Time Recd	Time Lost	Time Poss	How Ball Obtained	Drive Began	# Play	Yds Gain	Yds Pen	Net Yds	1st Down	Last Scrm	How Given Up
1	15:00	10:50	4:10	Kickoff	TEN 25	8	53	22	75	5	* KC 5	Touchdown
2	6:16	0:42	5:34	Punt	TEN 3	9	100	-3	97	4	KC 24	Touchdown
3	14:46	8:07	6:39	Punt	TEN 24	12	65	-5	60	4	* KC 16	Field Goal
4	7:56	2:48	5:08	Interception	KC 46	8	41	5	46	4	* KC 2	Touchdown
5	1:48	0:03	1:45	Fumble	TEN 49	8	18	0	18	2	KC 33	Field Goal
6	11:00	3:39	7:21	Kickoff	TEN 16	12	73	-8	65	4	* KC 19	Interception
7	0:11	13:30	1:41	Missed FG	TEN 47	3	5	0	5	0	KC 48	Punt
8	8:19	4:24	3:55	Downs	TEN 33	5	15	0	15	1	TEN 48	Punt
9	0:08	0:00	0:08	Fumble	TEN 4	1	-1	0	-1	0	TEN 4	End of Game

(255) Average TEN 28

* inside opponent's 20

Time of Possession by Quarter		1st	2nd	3rd	4th	OT	Total
Visitor	Kansas City Chiefs	5:16	1:28	7:28	9:27		23:39
Home	Tennessee Titans	9:44	13:32	7:32	5:33		36:21
Kickoff Drive No.-Start Average		Chiefs: 6 - KC 25		Titans: 2 - TEN 20			

Final Defensive Statistics

Kansas City Chiefs	Regular Defensive Plays											Special Teams					Misc			
	TKL	AST	COMB	SK	/ YDS	TFL	Q	IN	PD	FF	FR	TKL	AST	FF	FR	BL	TKL	AST	FF	FR
N.Bolton	9	6	15	0	0	4	0	0	0	0	0	0	0	0	0	0	0	0	0	0
J.Thornhill	7	2	9	0	0	0	0	0	0	0	0	0	0	0	0	0	0	0	0	0
L.Sneed	5	2	7	0	0	0	1	0	0	0	0	0	0	0	0	0	0	0	0	0
T.Mathieu	5	1	6	0	0	0	0	0	0	0	0	0	0	0	0	0	0	0	0	0
J.Reed	4	1	5	0	0	0	1	0	0	0	0	0	0	0	0	0	0	0	0	0
B.Niemann	3	1	4	1	9	1	1	0	0	0	0	0	0	0	0	0	0	0	0	0
R.Fenton	2	2	4	0	0	0	0	0	1	0	0	0	0	0	0	0	0	0	0	0
K.Saunders	1	3	4	0	0	0	0	0	0	0	0	0	0	0	0	0	0	0	0	0
D.Nnadi	2	1	3	0	0	0	0	0	0	0	0	0	0	0	0	0	0	0	0	0
A.Okafor	1	2	3	0	0	0	0	0	0	0	0	0	0	0	0	0	0	0	0	0
F.Clark	2	0	2	0	0	0	1	0	0	0	0	0	0	0	0	0	0	0	0	0
C.Ward	2	0	2	0	0	0	0	0	1	0	0	0	0	0	0	0	0	0	0	0
W.Gay	0	2	2	0	0	0	0	1	1	0	0	0	0	0	0	0	0	0	0	0
T.Wharton	1	0	1	0	0	0	0	0	0	0	0	0	0	0	0	0	0	0	0	0
D.Sorensen	0	1	1	0	0	0	0	0	0	0	0	0	0	0	0	0	0	0	0	0
C.Jones	0	1	1	0	0	0	0	0	0	0	0	0	0	0	0	0	0	0	0	0
M.Danna	0	1	1	0	0	0	0	0	0	0	0	0	0	0	0	0	0	0	0	0
C.Rozeboom	0	0	0	0	0	0	0	0	0	0	0	1	0	0	0	0	0	0	0	0
M.Hardman	0	0	0	0	0	0	0	0	0	0	0	0	0	0	0	0	1	0	0	0
J.McKinnon	0	0	0	0	0	0	0	0	0	0	0	0	0	0	0	0	1	0	0	0
M.Remmers	0	0	0	0	0	0	0	0	0	0	0	0	0	0	0	0	0	0	0	1
Total	44	26	70	1	9	5	4	1	3	0	0	1	0	0	0	0	2	0	0	1

TKL = Tackle AST = Assist COMB = Combined QH=QB Hit IN = Interception PD = Pass Defense FF = Forced Fumble FR = Fumble Recovery

Tennessee Titans	Regular Defensive Plays											Special Teams					Misc			
	TKL	AST	COMB	SK	/ YDS	TFL	QH	IN	PD	FF	FR	TKL	AST	FF	FR	BL	TKL	AST	FF	FR
D.Cruikshank	7	1	8	0	0	0	0	0	0	0	0	0	0	0	0	0	0	0	0	0
D.Long	6	2	8	0	0	1	0	0	2	0	0	0	0	0	0	0	0	0	0	0
E.Molden	6	2	8	0	0	0	0	0	0	0	0	0	0	0	0	0	0	0	0	0
K.Byard	4	0	4	0	0	0	0	0	0	1	0	0	0	0	0	0	0	0	0	0
R.Evans	3	1	4	0	0	0	0	1	1	0	1	0	0	0	0	0	0	0	0	0
D.Autry	3	0	3	2	18	2	4	0	0	0	0	0	0	0	0	0	0	0	0	0
G.Mabin	3	0	3	0	0	0	0	0	0	0	0	0	0	0	0	0	0	0	0	0
J.Jenkins	3	0	3	0	0	0	0	0	0	0	0	0	0	0	0	0	0	0	0	0
M.Farley	2	1	3	0	0	0	0	0	0	1	1	0	0	0	0	0	0	0	0	0
N.Jones	0	3	3	0	0	0	0	0	0	0	0	0	0	0	0	0	0	0	0	0
T.Tart	2	0	2	0	0	0	0	0	0	0	0	0	0	0	0	0	0	0	0	0
J.Simmons	1	1	2	0	0	0	0	0	0	0	0	0	0	0	0	0	0	0	0	0
B.Dupree	1	0	1	1	5	0	1	0	0	1	0	0	0	0	0	0	0	0	0	0
H.Landry	1	0	1	1	8	1	1	0	0	0	0	0	0	0	0	0	0	0	0	0
C.Jones	1	0	1	0	0	0	0	0	0	0	0	0	0	0	0	0	0	0	0	0
N.Dzubnar	1	0	1	0	0	0	0	0	0	0	0	0	0	0	0	0	0	0	0	0
O.Adeniyi	0	0	0	0	0	0	3	0	0	0	0	0	0	0	0	0	0	0	0	0
D.Radunz	0	0	0	0	0	0	0	0	0	0	0	0	0	0	0	0	1	0	0	0
Total	44	11	55	4	31	4	9	1	3	3	2	0	0	0	0	0	1	0	0	0

First Half Summary

PERIOD SCORES

Chiefs	0 0 = 0
Titans	14 13 = 27

TIME OF POSSESSION

Chiefs	6:44
Titans	23:16

Scoring Plays

Team	Qtr	Time	Play Description (Extra Point) (Drive Info)	Visitor	Home
Titans	1	10:50	M.Pruitt 5 yd. pass from D.Henry (R.Bullock kick) (8-75, 4:10)	0	7
Titans	1	0:42	A.Brown 24 yd. pass from R.Tannehill (R.Bullock kick) (9-97, 5:34)	0	14
Titans	2	8:07	R.Bullock 34 yd. Field Goal (12-60, 6:39)	0	17
Titans	2	2:48	R.Tannehill 2 yd. run (R.Bullock kick) (8-46, 5:08)	0	24
Titans	2	0:03	R.Bullock 51 yd. Field Goal (8-18, 1:45)	0	27

	Kansas City Chiefs	Tennessee Titans
TOTAL FIRST DOWNS	4	19
First Downs Rushing-Passing-by Penalty	2 - 2 - 0	6 - 11 - 2
THIRD DOWN EFFICIENCY	0-2-0.0%	6-7-85.7%
TOTAL NET YARDS	67	277
Total Offensive Plays	17	43
NET YARDS RUSHING	31	65
NET YARDS PASSING	36	212
Gross Yards Passing	41	221
Times thrown-yards lost attempting to pass	1-5	1-9
Pass Attempts-Completions-Had Intercepted	9 - 5 - 1	21 - 17 - 0
Punts-Number and Average	2 - 46.5	0 - 0.0
Penalties-Number and Yards	5 - 42	2 - 8
Fumbles-Number and Lost	2 - 1	0 - 0
Red Zone Efficiency	0-0-0%	2-3-67%
Average Drive Start	KC 25	TEN 31

Kansas City Chiefs

Tennessee Titans

KANSAS CITY CHIEFS										TENNESSEE TITANS							
RUSHING	ATT	YDS	AVG	LG	TD	RUSHING	ATT	YDS	AVG	LG	TD						
Da.Williams	4	17	4.3	11	0	D.Henry	17	52	3.1	11	0						
P.Mahomes	3	14	4.7	13	0	R.Tannehill	2	6	3.0	4	1						
						M.Johnson	1	5	5.0	5	0						
						D.Evans	1	2	2.0	2	0						
Total	7	31	4.4	13	0	Total	21	65	3.1	11	1						
PASSING	ATT	CMP	YDS	SK/YD	TD	LG	IN	RT	PASSING	ATT	CMP	YDS	SK/YD	TD	LG	IN	RT
P.Mahomes	9	5	41	1/5	0	14	1	27.8	R.Tannehill	20	16	216	1/9	1	46	0	128.3
									D.Henry	1	1	5	0/0	1	5	0	127.1
Total	9	5	41	1/5	0	14	1	27.8	Total	21	17	221	1/9	2	46	0	142.3
PASS RECEIVING	TAR	REC	YDS	AVG	LG	TD	PASS RECEIVING	TAR	REC	YDS	AVG	LG	TD				
T.Kelce	2	2	11	5.5	6	0	A.Brown	7	6	101	16.8	46	1				
J.McKinnon	1	1	15	15.0	9	0	J.Jones	4	2	38	19.0	20	0				
M.Hardman	2	1	8	8.0	8	0	M.Pruitt	2	2	27	13.5	22	1				
B.Pringle	1	1	7	7.0	7	0	D.Henry	2	2	16	8.0	13	0				
J.Gordon	1	0	0	0.0	0	0	J.Reynolds	2	2	12	6.0	10	0				
D.Robinson	1	0	0	0.0	0	0	J.McNichols	1	1	10	10.0	10	0				
							A.Firkser	1	1	9	9.0	9	0				
							G.Swaim	1	1	8	8.0	8	0				
Total	8	5	41	8.2	9	0	Total	20	17	221	13.0	46	2				

Kansas City Chiefs

Regular Defensive Plays

Special Teams

Misc

First Quarter

10/24/2021

Play By Play

KC wins the coin toss and elects to defer. TEN elects to Receive, and KC elects to defend the south goal.

H.Butker kicks 65 yards from KC 35 to end zone, Touchback.

Tennessee Titans at 15:00

1-10-TEN 25	(15:00) R.Tannehill pass short middle to A.Brown to TEN 35 for 10 yards (R.Fenton).	P1
<u>1-10-TEN 35</u>	(14:24) (No Huddle) D.Henry right guard to TEN 38 for 3 yards (T.Mathieu).	
2-7-TEN 38	(14:02) (No Huddle) R.Tannehill pass short right to J.Jones pushed ob at KC 44 for 18 yards (T.Mathieu).	P2
<u>1-10-KC 44</u>	(13:34) (No Huddle) D.Henry right guard to KC 35 for 9 yards (T.Mathieu).	
2-1-KC 35	(13:07) (No Huddle) R.Tannehill pass incomplete deep left to M.Johnson.	
	PENALTY on KC-L.Sneed, Defensive Pass Interference, 18 yards, enforced at KC 35 - No Play.	X3
<u>1-10-KC 17</u>	(13:01) R.Tannehill pass short right to D.Henry to KC 14 for 3 yards (J.Thornhill).	
2-7-KC 14	(12:20) D.Henry right tackle to KC 12 for 2 yards (D.Nnadi).	
3-5-KC 12	(11:40) (Shotgun) PENALTY on KC-F.Clark, Neutral Zone Infraction, 4 yards, enforced at KC 12 - No Play.	
3-1-KC 8	(11:28) (Shotgun) D.Henry up the middle to KC 5 for 3 yards (B.Niemann).	R4
<u>1-5-KC 5</u>	(10:55) (Shotgun) Direct snap to D.Henry. D.Henry pass short right to M.Pruitt for 5 yards, TOUCHDOWN.	P5
	R.Bullock extra point is GOOD, Center-M.Cox, Holder-B.Kern.	

KC 0 TEN 7, 8 plays, 75 yards, 2 penalties, 4:10 drive, 4:10 elapsed
--

R.Bullock kicks 65 yards from TEN 35 to end zone, Touchback.

Kansas City Chiefs at 10:50

1-10-KC 25	(10:50) (Shotgun) Da.Williams right tackle to KC 30 for 5 yards (D.Autry).	
2-5-KC 30	(10:21) (Shotgun) P.Mahomes pass short right to B.Pringle pushed ob at KC 37 for 7 yards (E.Molden).	P1
<u>1-10-KC 37</u>	(9:56) (Shotgun) P.Mahomes pass short left to M.Hardman to KC 45 for 8 yards (G.Mabin).	
2-2-KC 45	(9:19) (Shotgun) Da.Williams left guard to KC 47 for 2 yards (T.Tart).	R2
<u>1-10-KC 47</u>	(8:43) PENALTY on KC-J.Thuney, False Start, 5 yards, enforced at KC 47 - No Play.	
1-15-KC 42	(8:24) (Shotgun) P.Mahomes pass short middle to T.Kelce to KC 48 for 6 yards (R.Evans).	
2-9-KC 48	(7:46) (Shotgun) P.Mahomes scrambles right end pushed ob at 50 for 2 yards (N.Jones; D.Long).	
3-7-50	(7:05) (Shotgun) P.Mahomes sacked at KC 43 for -7 yards (B.Dupree). FUMBLES (B.Dupree) [B.Dupree], recovered by KC-M.Remmers at KC 45.	
4-12-KC 45	(6:26) T.Townsend punts 52 yards to TEN 3, Center-J.Winchester, downed by KC-C.Lammons.	

Tennessee Titans at 6:16

1-10-TEN 3	(6:16) D.Henry left guard to TEN 7 for 4 yards (L.Sneed).	
2-6-TEN 7	(5:39) D.Henry left end to TEN 7 for no gain (L.Sneed).	
3-6-TEN 7	(4:57) (Shotgun) R.Tannehill pass short left to J.Jones pushed ob at TEN 26 for 19 yards (L.Sneed).	
	PENALTY on TEN-A.Firkser, Offensive Pass Interference, 3 yards, enforced at TEN 7 - No Play.	
3-9-TEN 4	(4:35) (Shotgun) R.Tannehill pass short right to J.McNichols to TEN 14 for 10 yards (D.Sorensen; L.Sneed).	P6
<u>1-10-TEN 14</u>	(3:50) R.Tannehill pass incomplete deep left to A.Brown. TEN-R.Saffold was injured during the play. His return is Questionable. Tennessee challenged the incomplete pass ruling, and the play was REVERSED.	P7
	R.Tannehill pass deep left to A.Brown to KC 40 for 46 yards (L.Sneed).	
<u>1-10-KC 40</u>	(3:29) D.Henry right tackle to KC 32 for 8 yards (J.Thornhill).	
2-2-KC 32	(2:53) M.Johnson right end to KC 27 for 5 yards (A.Okafor).	R8
<u>1-10-KC 27</u>	(2:11) D.Henry left tackle to KC 27 for no gain (K.Saunders, N.Bolton).	
2-10-KC 27	(1:31) (Shotgun) R.Tannehill pass short middle to A.Brown to KC 24 for 3 yards (N.Bolton).	
3-7-KC 24	(:48) (Shotgun) R.Tannehill pass deep left to A.Brown for 24 yards, TOUCHDOWN.	P9
	R.Bullock extra point is GOOD, Center-M.Cox, Holder-B.Kern.	

KC 0 TEN 14, 9 plays, 97 yards, 5:34 drive, 14:18 elapsed

R.Bullock kicks 65 yards from TEN 35 to end zone, Touchback.

Kansas City Chiefs at 0:42

1-10-KC 25	(:42) Da.Williams left guard to KC 36 for 11 yards (D.Cruikshank; N.Jones).	R3
<u>1-10-KC 36</u>	(:04) (Shotgun) P.Mahomes pass incomplete short right.	
2-10-KC 36	(:01) (Shotgun) Da.Williams left guard to KC 35 for -1 yards (D.Long).	

END OF QUARTER

	Score	Time Poss	First Downs				Efficiencies	
			R	P	X	T	3 Down	4 Down
Kansas City Chiefs	0	5:16	2	1	0	3	0/1	0/0
Tennessee Titans	14	9:44	2	6	1	9	3/3	0/0

Second Quarter

10/24/2021

Play By Play

Kansas City Chiefs continued.

- 3-11-KC 35 (15:00) (Shotgun) P.Mahomes pass incomplete short middle to M.Hardman [D.Autry].
 4-11-KC 35 (14:52) T.Townsend punts 41 yards to TEN 24, Center-J.Winchester, fair catch by M.Kinsey.

Tennessee Titans at 14:46

- 1-10-TEN 24 (14:46) D.Henry right tackle to TEN 27 for 3 yards (J.Reed, A.Okafor).
 2-7-TEN 27 (14:07) PENALTY on TEN-A.Brown, False Start, 5 yards, enforced at TEN 27 - No Play.
 2-12-TEN 22 (13:46) (Shotgun) R.Tannehill pass short middle to G.Swaim to TEN 30 for 8 yards (K.Saunders; N.Bolton).
 3-4-TEN 30 (13:06) (Shotgun) R.Tannehill scrambles up the middle to TEN 34 for 4 yards (J.Reed). R10
 Timeout #1 by TEN at 12:20.
 1-10-TEN 34 (12:20) D.Henry up the middle to TEN 33 for -1 yards (N.Bolton).
 2-11-TEN 33 (11:43) R.Tannehill pass short left to D.Henry to TEN 46 for 13 yards (B.Niemann; R.Fenton). P11
 1-10-TEN 46 (10:54) D.Evans left tackle to TEN 48 for 2 yards (N.Bolton).
 2-8-TEN 48 (10:13) (Shotgun) R.Tannehill pass deep middle to M.Pruitt to KC 30 for 22 yards (J.Thornhill). TEN-K.Lamm was injured during the play. His return is Questionable. P12
 1-10-KC 30 (9:41) R.Tannehill pass short left to J.Reynolds to KC 20 for 10 yards (J.Thornhill). P13
 1-10-KC 20 (9:00) (Shotgun) R.Tannehill pass incomplete short right to J.Jones (C.Ward).
 2-10-KC 20 (8:57) D.Henry up the middle to KC 16 for 4 yards (F.Clark).
 3-6-KC 16 (8:15) (Shotgun) R.Tannehill pass incomplete deep left to J.Jones (R.Fenton).
 4-6-KC 16 (8:11) R.Bullock 34 yard field goal is GOOD, Center-M.Cox, Holder-B.Kern.

KC 0 TEN 17, 12 plays, 60 yards, 6:39 drive, 6:53 elapsed

R.Bullock kicks 65 yards from TEN 35 to end zone, Touchback.

Kansas City Chiefs at 8:07

- 1-10-KC 25 (8:07) (Shotgun) P.Mahomes pass deep left intended for J.Gordon INTERCEPTED by R.Evans (D.Long) at KC 46. R.Evans to KC 46 for no gain (M.Hardman).

Tennessee Titans at 7:56

- 1-10-KC 46 (7:56) D.Henry up the middle to KC 46 for no gain (J.Reed).
 2-10-KC 46 (7:12) (Shotgun) R.Tannehill pass short left to J.Reynolds to KC 44 for 2 yards (R.Fenton) [J.Reed].
 3-8-KC 44 (6:26) (Shotgun) R.Tannehill pass incomplete deep right to A.Brown [F.Clark].
 PENALTY on KC-R.Fenton, Defensive Holding, 5 yards, enforced at KC 44 - No Play. X14
 1-10-KC 39 (6:21) D.Henry right tackle to KC 28 for 11 yards (J.Thornhill). R15
 1-10-KC 28 (5:36) D.Henry right tackle to KC 27 for 1 yard (K.Saunders; N.Bolton).
 2-9-KC 27 (4:54) (Shotgun) R.Tannehill pass short right to J.Jones to KC 7 for 20 yards (T.Mathieu; J.Thornhill). P16
 1-7-KC 7 (4:09) (Shotgun) R.Tannehill pass short right to A.Brown to KC 1 for 6 yards (C.Ward).
 2-1-KC 1 (3:35) (No Huddle) D.Henry right guard to KC 2 for -1 yards (N.Bolton, W.Gay).
 3-2-KC 2 (2:53) (Shotgun) R.Tannehill scrambles right end for 2 yards, TOUCHDOWN. R17
 R.Bullock extra point is GOOD, Center-M.Cox, Holder-B.Kern.

KC 0 TEN 24, 8 plays, 46 yards, 1 penalty, 5:08 drive, 12:12 elapsed

R.Bullock kicks 65 yards from TEN 35 to end zone, Touchback.

Kansas City Chiefs at 2:48

- 1-10-KC 25 (2:48) (Shotgun) P.Mahomes pass short right to J.McKinnon to KC 31 for 6 yards (J.Simmons).
 2-4-KC 31 (2:29) (No Huddle, Shotgun) P.Mahomes pass short left to T.Hill pushed ob at KC 40 for 9 yards (E.Molden).
 PENALTY on KC-M.Remmers, Illegal Use of Hands, 10 yards, enforced at KC 31 - No Play.
 2-14-KC 21 (2:09) (Shotgun) P.Mahomes pass short middle to T.Kelce to KC 26 for 5 yards. Lateral to J.McKinnon pushed ob at KC 35 for 9 yards (E.Molden). P4

Two-Minute Warning

- 1-10-KC 35 (2:00) (Shotgun) P.Mahomes pass incomplete short right to D.Robinson [D.Autry].
 2-10-KC 35 (1:56) (Shotgun) P.Mahomes scrambles up the middle to KC 48 for 13 yards (K.Byard). FUMBLES (K.Byard), RECOVERED by TEN-M.Farley at TEN 48. M.Farley to TEN 49 for 1 yard (J.McKinnon).

Tennessee Titans at 1:48

- 1-10-TEN 49 (1:48) D.Henry left guard to KC 49 for 2 yards (C.Jones; J.Reed).
 2-8-KC 49 (1:07) R.Tannehill pass short right to A.Brown to KC 37 for 12 yards (C.Ward). TEN-R.Saffold was injured during the play. His return is Questionable. P18
 Timeout #2 by TEN at 00:51.
 1-10-KC 37 (:51) (Shotgun) R.Tannehill pass short middle to A.Firkser to KC 28 for 9 yards (T.Mathieu) [F.Clark].

Kansas City Chiefs vs Tennessee Titans at Nissan Stadium

2-1-KC 28 (:34) (No Huddle, Shotgun) R.Tannehill pass incomplete deep right to A.Brown.

3-1-KC 28 (:30) D.Henry right end to KC 24 for 4 yards (L.Sneed).

R19

Timeout #3 by TEN at 00:24.

1-10-KC 24 (:24) (Shotgun) R.Tannehill sacked at KC 33 for -9 yards (B.Niemann).

2-19-KC 33 (:09) (No Huddle) R.Tannehill spiked the ball to stop the clock.

3-19-KC 33 (:08) R.Bullock 51 yard field goal is GOOD, Center-M.Cox, Holder-B.Kern.

KC 0 TEN 27, 8 plays, 18 yards, 1:45 drive, 14:57 elapsed

R.Bullock kicks 65 yards from TEN 35 to end zone, Touchback.

Kansas City Chiefs at 0:03

1-10-KC 25 (:03) P.Mahomes kneels to KC 24 for -1 yards.

END OF QUARTER

	Score	Time Poss	First Downs				Efficiencies	
			R	P	X	T	3 Down	4 Down
Kansas City Chiefs	0	1:28	0	1	0	1	0/1	0/0
Tennessee Titans	27	13:32	4	5	1	10	3/4	0/0

Play By Play

Third Quarter

10/24/2021

KC elects to Receive, and TEN elects to defend the South goal.

R.Bullock kicks 65 yards from TEN 35 to end zone, Touchback.

Kansas City Chiefs at 15:00

1-10-KC 25	(15:00) (Shotgun) P.Mahomes pass short middle to T.Kelce to KC 35 for 10 yards (D.Long).	P5
<u>1-10-KC 35</u>	(14:29) T.Hill left end ran ob at TEN 47 for 18 yards (D.Cruikshank).	R6
<u>1-10-TEN 47</u>	(13:58) (Shotgun) P.Mahomes scrambles left end pushed ob at TEN 41 for 6 yards (T.Tart).	
2-4-TEN 41	(13:25) (Shotgun) P.Mahomes pass short right to M.Hardman to TEN 32 for 9 yards (E.Molden, R.Evans). PENALTY on KC-D.Robinson, Offensive Holding, 10 yards, enforced at TEN 38.	
2-11-TEN 48	(13:08) (Shotgun) P.Mahomes pass deep left to B.Pringle to TEN 25 for 23 yards (D.Cruikshank).	P7
<u>1-10-TEN 25</u>	(12:26) P.Mahomes pass short left to T.Hill to TEN 17 for 8 yards (D.Cruikshank).	
2-2-TEN 17	(11:42) (Shotgun) Da.Williams right end to TEN 8 for 9 yards (K.Byard, E.Molden). PENALTY on KC-T.Smith, Offensive Holding, 10 yards, enforced at TEN 14.	
2-9-TEN 24	(11:15) (Shotgun) P.Mahomes pass incomplete short left.	
3-9-TEN 24	(11:10) (Shotgun) P.Mahomes pass incomplete deep left to T.Kelce.	
4-9-TEN 24	(11:05) H.Butker 42 yard field goal is GOOD, Center-J.Winchester, Holder-T.Townsend.	

KC 3 TEN 27, 10 plays, 51 yards, 4:00 drive, 4:00 elapsed

H.Butker kicks 66 yards from KC 35 to TEN -1. D.Evans to TEN 16 for 17 yards (C.Rozeboom). TEN-K.Blasingame was injured during the play. His return is Questionable.

Tennessee Titans at 11:00, (1st play from scrimmage 10:56)

1-10-TEN 16	(10:56) D.Henry left end to TEN 26 for 10 yards (L.Sneed). PENALTY on TEN-B.Hart, Offensive Holding, 8 yards, enforced at TEN 16 - No Play.	
1-18-TEN 8	(10:34) (Shotgun) R.Tannehill pass short right to J.Reynolds to TEN 19 for 11 yards (N.Bolton, J.Thornhill).	
2-7-TEN 19	(9:55) D.Henry left tackle to TEN 25 for 6 yards (J.Thornhill).	
3-1-TEN 25	(9:28) (No Huddle, Shotgun) D.Henry up the middle to TEN 27 for 2 yards (J.Reed).	R20
<u>1-10-TEN 27</u>	(8:44) D.Henry right guard to TEN 28 for 1 yard (J.Thornhill).	
2-9-TEN 28	(8:07) (Shotgun) R.Tannehill pass short right to D.Evans pushed ob at TEN 34 for 6 yards (N.Bolton).	
3-3-TEN 34	(7:24) (Shotgun) R.Tannehill pass short left to D.Evans to TEN 39 for 5 yards (B.Niemann). TEN-N.Davis was injured during the play. His return is Questionable.	P21
<u>1-10-TEN 39</u>	(6:37) R.Tannehill pass short right to A.Brown to TEN 47 for 8 yards (R.Fenton; N.Bolton).	
2-2-TEN 47	(5:58) D.Henry up the middle to TEN 49 for 2 yards (D.Nnadi).	R22
<u>1-10-TEN 49</u>	(5:15) R.Tannehill pass short middle to A.Brown to KC 27 for 24 yards (L.Sneed).	P23
<u>1-10-KC 27</u>	(4:31) D.Henry up the middle to KC 19 for 8 yards (T.Wharton).	
2-2-KC 19	(3:50) R.Tannehill pass incomplete deep middle to M.Johnson.	
3-2-KC 19	(3:46) R.Tannehill pass short left intended for M.Pruitt INTERCEPTED by W.Gay [L.Sneed] at KC 19. W.Gay to KC 20 for 1 yard (D.Radunz).	

Kansas City Chiefs at 3:39

1-10-KC 20	(3:39) P.Mahomes pass short right to T.Kelce to KC 31 for 11 yards (D.Long).	P8
<u>1-10-KC 31</u>	(3:14) (No Huddle, Shotgun) P.Mahomes pass short right to M.Hardman pushed ob at KC 34 for 3 yards (J.Jenkins). PENALTY on TEN-J.Simmons, Illegal Use of Hands, 5 yards, enforced at KC 31 - No Play.	X9
<u>1-10-KC 36</u>	(2:57) (Shotgun) P.Mahomes pass incomplete short right to T.Hill.	
2-10-KC 36	(2:54) (Shotgun) P.Mahomes pass short right to T.Kelce to TEN 40 for 24 yards (D.Cruikshank).	P10
<u>1-10-TEN 40</u>	(2:26) (No Huddle, Shotgun) P.Mahomes pass short right to B.Pringle to TEN 28 for 12 yards (J.Jenkins).	P11
<u>1-10-TEN 28</u>	(2:06) (No Huddle, Shotgun) Da.Williams up the middle to TEN 23 for 5 yards (H.Landry). PENALTY on KC-T.Smith, Offensive Holding, 10 yards, enforced at TEN 28 - No Play.	
1-20-TEN 38	(1:43) (Shotgun) PENALTY on KC-T.Hill, False Start, 5 yards, enforced at TEN 38 - No Play.	
1-25-TEN 43	(1:32) (Shotgun) P.Mahomes pass short right to Da.Williams to TEN 29 for 14 yards (R.Evans, J.Simmons).	
2-11-TEN 29	(1:06) (No Huddle, Shotgun) P.Mahomes pass incomplete short right to Da.Williams.	
3-11-TEN 29	(1:00) (Shotgun) P.Mahomes sacked at TEN 39 for -10 yards (D.Autry). Timeout #1 by KC at 00:16.	
4-21-TEN 39	(:16) H.Butker 57 yard field goal is No Good, Wide Right, Center-J.Winchester, Holder-T.Townsend.	

Tennessee Titans at 0:11

1-10-TEN 47	(:11) D.Henry right tackle to KC 48 for 5 yards (D.Nnadi; W.Gay).	
-------------	---	--

Kansas City Chiefs vs Tennessee Titans at Nissan Stadium

END OF QUARTER

	Score	Time Poss	First Downs				Efficiencies	
			R	P	X	T	3 Down	4 Down
Kansas City Chiefs	3	7:28	1	5	1	7	0/2	0/0
Tennessee Titans	27	7:32	2	2	0	4	2/3	0/0

Fourth Quarter

10/24/2021

Play By Play

Tennessee Titans continued.

- 2-5-KC 48 (15:00) D.Henry right guard to KC 44 for 4 yards (K.Saunders; A.Okafor). KC-A.Okafor was injured during the play. His return is Questionable.
- 3-1-KC 44 (14:22) D.Henry up the middle to KC 48 for -4 yards (N.Bolton, L.Sneed).
- 4-5-KC 48 (13:37) B.Kern punts 45 yards to KC 3, Center-M.Cox, out of bounds.

Kansas City Chiefs at 13:30

- 1-10-KC 3 (13:30) (Shotgun) P.Mahomes pass incomplete short right to T.Hill (D.Long).
- 2-10-KC 3 (13:27) (Shotgun) P.Mahomes pass short middle to B.Pringle to KC 9 for 6 yards (D.Long).
- 3-4-KC 9 (12:50) (Shotgun) P.Mahomes pass short right to T.Hill to KC 13 for 4 yards (J.Jenkins). P12
- 1-10-KC 13 (12:32) (No Huddle, Shotgun) P.Mahomes pass short left to M.Hardman to KC 22 for 9 yards (E.Molden, D.Long).
- 2-1-KC 22 (12:13) (No Huddle, Shotgun) P.Mahomes pass short left to Da.Williams to KC 32 for 10 yards (D.Cruikshank). P13
- 1-10-KC 32 (11:48) (No Huddle, Shotgun) P.Mahomes pass short right to T.Hill to KC 36 for 4 yards (J.Jenkins).
- 2-6-KC 36 (11:26) (No Huddle, Shotgun) P.Mahomes pass incomplete deep right to B.Pringle.
- 3-6-KC 36 (11:21) (Shotgun) P.Mahomes scrambles right end pushed ob at KC 45 for 9 yards (K.Byard). R14
- 1-10-KC 45 (10:51) (Shotgun) P.Mahomes pass incomplete deep right to T.Kelce.
- 2-10-KC 45 (10:47) (Shotgun) P.Mahomes scrambles right end to TEN 49 for 6 yards (K.Byard).
- PENALTY on TEN-D.Cruikshank, Defensive Holding, 5 yards, enforced at TEN 49. X15
- 1-10-TEN 44 (10:22) (Shotgun) P.Mahomes pass incomplete short left to J.McKinnon.
- 2-10-TEN 44 (10:16) (Shotgun) P.Mahomes pass short right to T.Kelce to TEN 42 for 2 yards (D.Cruikshank).
- 3-8-TEN 42 (9:39) (Shotgun) P.Mahomes pass incomplete short right to J.McKinnon [O.Adeniyi].
- 4-8-TEN 42 (9:34) (Shotgun) P.Mahomes pass deep middle to B.Pringle to TEN 17 for 25 yards (M.Farley; E.Molden). P16
- Timeout #1 by TEN at 09:12.
- 1-10-TEN 17 (9:12) (Shotgun) P.Mahomes pass incomplete short left to D.Robinson.
- 2-10-TEN 17 (9:08) (Shotgun) P.Mahomes sacked at TEN 25 for -8 yards (H.Landry).
- 3-18-TEN 25 (8:28) (Shotgun) P.Mahomes pass incomplete deep right to T.Kelce.
- 4-18-TEN 25 (8:24) (Shotgun) P.Mahomes sacked at TEN 33 for -8 yards (sack split by J.Simmons and D.Autry). FUMBLES (J.Simmons), RECOVERED by TEN-D.Long at TEN 38. D.Long to TEN 46 for 8 yards (J.Thuney).
The Replay Official reviewed the runner was not down by contact ruling, and the play was REVERSED.
(Shotgun) P.Mahomes sacked at TEN 33 for -8 yards (D.Autry). KC-P.Mahomes was injured during the play.

Tennessee Titans at 8:19

- 1-10-TEN 33 (8:19) D.Henry right guard to TEN 42 for 9 yards (M.Danna; N.Bolton).
- 2-1-TEN 42 (7:32) D.Henry left guard to TEN 45 for 3 yards (N.Bolton). R24
- Timeout #2 by TEN at 06:46.
- 1-10-TEN 45 (6:46) D.Henry right tackle to TEN 47 for 2 yards (T.Mathieu, N.Bolton).
- 2-8-TEN 47 (6:02) D.Henry up the middle to TEN 43 for -4 yards (N.Bolton).
- 3-12-TEN 43 (5:17) (Shotgun) D.Evans up the middle to TEN 48 for 5 yards (F.Clark).
- 4-7-TEN 48 (4:34) B.Kern punts 49 yards to KC 3, Center-M.Cox, downed by TEN-N.Westbrook-Ikhine.

Kansas City Chiefs at 4:24

- 1-10-KC 3 (4:24) (Shotgun) C.Henne pass short left to Da.Williams to KC 9 for 6 yards (G.Mabin).
- 2-4-KC 9 (4:03) (No Huddle, Shotgun) C.Henne pass short right to T.Kelce to KC 16 for 7 yards (E.Molden). P17
- 1-10-KC 16 (3:41) (No Huddle, Shotgun) C.Henne pass incomplete short right to T.Hill.
- 2-10-KC 16 (3:37) (Shotgun) C.Henne pass short right to N.Gray to KC 20 for 4 yards (M.Farley).
- 3-6-KC 20 (2:53) (Shotgun) C.Henne pass incomplete short right to T.Kelce.
- 4-6-KC 20 (2:50) (Shotgun) C.Henne pass short right to T.Hill to KC 37 for 17 yards (C.Jones) [O.Adeniyi]. P18
- 1-10-KC 37 (2:27) (No Huddle, Shotgun) C.Henne pass incomplete short left to D.Robinson.
- 2-10-KC 37 (2:23) (Shotgun) C.Henne pass short middle to M.Kemp to KC 45 for 8 yards (D.Long).
- 3-2-KC 45 (2:01) (No Huddle, Shotgun) C.Henne pass short left to J.McKinnon to KC 47 for 2 yards (D.Long). P19

Two-Minute Warning

- 1-10-KC 47 (1:58) (Shotgun) C.Henne pass short middle to T.Hill pushed ob at TEN 44 for 9 yards (D.Cruikshank).
- 2-1-TEN 44 (1:50) (Shotgun) C.Henne pass incomplete short middle to T.Kelce.
- 3-1-TEN 44 (1:46) (Shotgun) C.Henne pass short right to D.Gore to TEN 37 for 7 yards (R.Evans). P20
- 1-10-TEN 37 (1:27) (No Huddle, Shotgun) C.Henne scrambles left end ran ob at TEN 33 for 4 yards (G.Mabin).
- 2-6-TEN 33 (1:20) (Shotgun) C.Henne pass short middle to T.Hill to TEN 26 for 7 yards (N.Dzubnar). P21

Kansas City Chiefs vs Tennessee Titans at Nissan Stadium

- 1-10-TEN 26 (:59) (No Huddle, Shotgun) C.Henne pass incomplete deep left.
- 2-10-TEN 26 (:52) (Shotgun) C.Henne pass deep middle intended for M.Kemp INTERCEPTED by D.Cruikshank at TEN 9. D.Cruikshank to TEN 44 for 35 yards (M.Kemp).
PENALTY on TEN-O.Adeniyi, Defensive Offside, 5 yards, enforced at TEN 26 - No Play.
Timeout #3 by TEN at 00:42.
- 2-5-TEN 21 (:42) (Shotgun) C.Henne pass short middle to D.Robinson to TEN 14 for 7 yards (E.Molden, N.Jones) [O.Adeniyi].
- 1-10-TEN 14 (:17) (No Huddle, Shotgun) C.Henne pass short middle to M.Hardman to TEN 6 for 8 yards (M.Farley). FUMBLES (M.Farley), touched at TEN 3, RECOVERED by TEN-R.Evans at TEN 4.

P22

Tennessee Titans at 0:08

- 1-10-TEN 4 (:08) L.Woodside kneels to TEN 3 for -1 yards.

END OF QUARTER	Score	Time Poss	First Downs				Efficiencies	
			R	P	X	T	3 Down	4 Down
Kansas City Chiefs	3	9:27	1	9	1	11	4/7	2/3
Tennessee Titans	27	5:33	1	0	0	1	0/2	0/0

Miscellaneous Statistics Report

Kansas City Chiefs vs Tennessee Titans
10/24/2021 at Nissan Stadium

Ten Longest Plays for Kansas City Chiefs

Yards	Qtr	Play Start	Play Description
25	4	4-8-TEN 42	(9:34) (Shotgun) P.Mahomes pass deep middle to B.Pringle to TEN 17 for 25 yards (M.Farley; E.Molden).
24	3	2-10-KC 36	(2:54) (Shotgun) P.Mahomes pass short right to T.Kelce to TEN 40 for 24 yards (D.Cruikshank).
23	3	2-11-TEN 48	(13:08) (Shotgun) P.Mahomes pass deep left to B.Pringle to TEN 25 for 23 yards (D.Cruikshank).
18	3	1-10-KC 35	(14:29) T.Hill left end ran ob at TEN 47 for 18 yards (D.Cruikshank).
17	4	4-6-KC 20	(2:50) (Shotgun) C.Henne pass short right to T.Hill to KC 37 for 17 yards (C.Jones) [O.Adeniyi].
14	2	2-14-KC 21	(2:09) (Shotgun) P.Mahomes pass short middle to T.Kelce to KC 26 for 5 yards. Lateral to J.McKinnon pushed ob at KC 35 for 9 yards (E.Molden).
14	3	1-25-TEN 43	(1:32) (Shotgun) P.Mahomes pass short right to Da.Williams to TEN 29 for 14 yards (R.Evans, J.Simmons).
12	3	1-10-TEN 40	(2:26) (No Huddle, Shotgun) P.Mahomes pass short right to B.Pringle to TEN 28 for 12 yards (J.Jenkins).
11	1	1-10-KC 25	(:42) Da.Williams left guard to KC 36 for 11 yards (D.Cruikshank; N.Jones).
11	3	1-10-KC 20	(3:39) P.Mahomes pass short right to T.Kelce to KC 31 for 11 yards (D.Long).

Ten Longest Plays for Tennessee Titans

Yards	Qtr	Play Start	Play Description
46	1	1-10-TEN 14	(3:50) R.Tannehill pass incomplete deep left to A.Brown. TEN-R.Saffold was injured during the play. His return is
24	1	3-7-KC 24	(:48) (Shotgun) R.Tannehill pass deep left to A.Brown for 24 yards, TOUCHDOWN.
24	3	1-10-TEN 49	(5:15) R.Tannehill pass short middle to A.Brown to KC 27 for 24 yards (L.Sneed).
22	2	2-8-TEN 48	(10:13) (Shotgun) R.Tannehill pass deep middle to M.Pruitt to KC 30 for 22 yards (J.Thornhill). TEN-K.Lamm was injured
20	2	2-9-KC 27	(4:54) (Shotgun) R.Tannehill pass short right to J.Jones to KC 7 for 20 yards (T.Mathieu; J.Thornhill).
18	1	2-7-TEN 38	(14:02) (No Huddle) R.Tannehill pass short right to J.Jones pushed ob at KC 44 for 18 yards (T.Mathieu).
13	2	2-11-TEN 33	(11:43) R.Tannehill pass short left to D.Henry to TEN 46 for 13 yards (B.Niemann; R.Fenton).
12	2	2-8-KC 49	(1:07) R.Tannehill pass short right to A.Brown to KC 37 for 12 yards (C.Ward). TEN-R.Saffold was injured during the play. His
11	2	1-10-KC 39	(6:21) D.Henry right tackle to KC 28 for 11 yards (J.Thornhill).
11	3	1-18-TEN 8	(10:34) (Shotgun) R.Tannehill pass short right to J.Reynolds to TEN 19 for 11 yards (N.Bolton, J.Thornhill).

Touchdown Scoring Information

		Offense	Defense	Special Teams
VISITOR	Kansas City Chiefs	0	0	0
HOME	Tennessee Titans	3	0	0

Player Scoring Information

Club	Player	TD	Rush TD	Rec TD	KO TD	Punt TD	Int TD	Fum TD	Misc TD	FG	XP	2Pt Rush	2Pt Rec	Sfty	Points
KC	H.Butker	0	0	0	0	0	0	0	0	1	0	0	0	0	3
TEN	R.Bullock	0	0	0	0	0	0	0	0	2	3	0	0	0	9
TEN	R.Tannehill	0	1	0	0	0	0	0	0	0	0	0	0	0	6
TEN	A.Brown	0	0	1	0	0	0	0	0	0	0	0	0	0	6
TEN	M.Pruitt	0	0	1	0	0	0	0	0	0	0	0	0	0	6

Possession Detail

	First Half		Second Half		Game	
	Visitor	Home	Visitor	Home	Visitor	Home
Largest Lead	0	27	0	24	0	27
Drives Leading	0	4	0	4	0	8
Time of Possession Leading	0:00	19:06	0:00	13:05	0:00	32:11
Largest Deficit	-27	0	-24	0	-27	0
Drives Trailing	5	0	4	0	9	0
Time of Possession Trailing	6:44	0:00	16:55	0:00	23:39	0:00
Times Score Tied Up		0		0		0
Lead Changes		1		0		1

Playtime Percentage

Percent of playtime per player on offense, defense and special teams (Unofficial)

Kansas City Chiefs

Tennessee Titans

		Kansas City Chiefs				Tennessee Titans							
		Offense	Defense	Special Teams				Offense	Defense	Special Teams			
C Humphrey	C	72	100%	2	11%	D Quessenberry	G	68	100%	5	26%		
O Brown	T	72	100%	2	11%	B Jones	C	67	99%				
T Smith	G	72	100%	2	11%	R Tannehill	QB	67	99%				
J Thuney	G	72	100%			N Davis	G	62	91%	5	26%		
M Remmers	T	72	100%			R Saffold	G	52	76%	1	5%		
D Robinson	WR	57	79%			D Henry	RB	50	74%				
P Mahomes	QB	54	75%			B Hart	T	42	62%	3	16%		
T Kelce	TE	53	74%			A Brown	WR	42	62%				
T Hill	WR	52	72%	1	5%	G Swaim	TE	38	56%	9	47%		
M Hardman	WR	49	68%	2	11%	M Pruitt	TE	37	54%	7	37%		
D Williams	RB	46	64%	2	11%	J Reynolds	WR	30	44%				
B Pringle	WR	34	47%	7	37%	N Westbrook-Ikhine	WR	29	43%	11	58%		
N Gray	TE	22	31%	12	63%	J Jones	WR	29	43%				
J McKinnon	RB	22	31%	8	42%	M Johnson	WR	29	43%				
C Henne	QB	18	25%			K Lamm	T	26	38%	2	11%		
J Gordon	WR	8	11%			A Firkser	TE	24	35%	2	11%		
M Kemp	WR	6	8%	17	89%	D Radunz	T	22	32%	5	26%		
B Bell	TE	6	8%	7	37%	K Blasingame	FB	13	19%	10	53%		
D Gore	RB	5	7%	8	42%	J McNichols	RB	10	15%				
T Mathieu	SS		68	100%		D Evans	RB	6	9%	2	11%		
L Sneed	CB		66	97%	2	11%	M Kinsey	WR	3	4%	2	11%	
J Thornhill	FS		65	96%		C Levin	C	1	1%	4	21%		
N Bolton	LB		57	84%	5	26%	L Woodside	QB	1	1%			
B Niemann	LB		50	74%	13	68%	D Cruikshank	SS		72	100%	5	26%
F Clark	DE		50	74%			D Long	LB		72	100%		
W Gay	LB		46	68%	2	11%	G Mabin	CB		72	100%		
R Fenton	CB		45	66%	2	11%	E Molden	CB		69	96%	7	37%
J Reed	DT		43	63%			J Jenkins	CB		54	75%		
C Ward	CB		43	63%			K Byard	FS		54	75%		
C Jones	DT		39	57%			H Landry	LB		51	71%		
M Danna	DE		37	54%	5	26%	J Simmons	DT		47	65%	3	16%
D Nnadi	DT		30	44%	5	26%	R Evans	LB		46	64%		
A Okafor	DE		27	40%	5	26%	M Farley	FS		44	61%	14	74%
T Wharton	DT		27	40%	5	26%	D Autry	DE		32	44%	2	11%
K Saunders	DT		23	34%			O Adeniyi	LB		30	42%	14	74%
M Hughes	CB		16	24%	10	53%	N Jones	DT		30	42%	2	11%
D Sorensen	FS		16	24%	10	53%	B Dupree	LB		29	40%		
D O'Daniel	LB				17	89%	L Murchison	DT		27	38%	3	16%
C Lammons	CB				17	89%	J Jones	LB		19	26%	13	68%
A Watts	SS				11	58%	C Jones	CB		18	25%	10	53%
C Rozeboom	LB				10	53%	T Tart	DT		18	25%	5	26%
H Butker	K				4	21%	N Dzubnar	LB		8	11%	14	74%
J Winchester	LS				4	21%	R Bullock	K			11	58%	
T Townsend	P				4	21%	B Breeze	DB			11	58%	
L Niang	T				2	11%							

N Allegretti	G	2	11%	A Williamson	LB	8	42%
A Wylie	G	2	11%	M Cox	LS	7	37%
D Harris	LB	2	11%	B Kern	P	7	37%
				B Borders	CB	4	21%

2021 TENNESSEE TITANS REGULAR SEASON STATISTICS

Won 5, Lost 2

Date	W-L	Score	OT	Opponent	Attendance
09/12	L	13-38		Arizona	67,216
09/19	W	33-30	OT	at Seattle	68,585
09/26	W	25-16		Indianapolis	67,914
10/03	L	24-27	OT	at N.Y. Jets	70,232
10/10	W	37-19		at Jacksonville	58,282
10/18	W	34-31		Buffalo	69,419
10/24	W	27-3		Kansas City	69,484
10/31				at Indianapolis	
11/07				at L.A. Rams	
11/14				New Orleans	
11/21				Houston	
11/28				at New England	
12/12				Jacksonville	
12/19				at Pittsburgh	
12/23				San Francisco	
01/02				Miami	
01/09				at Houston	

Statistic	Tenn.	Opp.
Total First Downs	167	148
Rushing	63	39
Passing	88	92
Penalty	16	17
3rd Down: Made/Att	39/92	34/85
3rd Down Pct.	42.4	40.0
4th Down: Made/Att	6/10	5/9
4th Down Pct.	60.0	55.6
Possession Avg.	32:58	27:02
Total Net Yards	2677	2638
Avg. Per Game	382.4	376.9
Total Plays	481	443
Avg. Per Play	5.6	6.0
Net Yards Rushing	1088	723
Avg. Per Game	155.4	103.3
Total Rushes	229	161
Net Yards Passing	1589	1915
Avg. Per Game	227.0	273.6
Sacked/Yards Lost	21/159	17/122
Gross Yards	1748	2037
Att./Completions	231/151	265/172
Completion Pct.	65.4	64.9
Had Intercepted	5	5
Punts/Average	19/44.5	25/47.8
Net Punting Avg.	19/40.2	25/40.6
Penalties/Yards	44/390	49/460
Fumbles/Ball Lost	5/4	10/3
Touchdowns	22	19
Rushing	13	7
Passing	8	12
Returns	1	0

Score By Periods	Q1	Q2	Q3	Q4	OT	PTS
Team	34	72	28	56	3	193
Opponents	22	76	34	29	3	164

Scoring	TD	Rush	Rec	Ret	K-PAT	FG	S	PTS
Henry	10	10	0	0			0	62
Bullock	0	0	0	0	17/18	13/15	0	56
Tannehill	3	3	0	0			0	18
Pruitt	2	0	2	0			0	14
A.J. Brown	2	0	2	0			0	12
Batson	1	0	1	0			0	6
Byard	1	0	0	1			0	6
McNichols	1	0	1	0			0	6
Rogers	1	0	1	0			0	6
Westbrook-Ikhine	1	0	1	0			0	6
Badgley	0	0	0	0	1/2	0/1	0	1
Team	22	13	8	1	18/20	13/16	0	193
Opponents	19	7	12	0	15/17	11/15	0	164

2-Pt Conv: Henry, Pruitt, **TM 2-2; OP 1-2**

Sacks: Landry 7.5, Autry 3.5, Adeniyi 2.5, Simmons 2.5, Dupree 1, TM 17, OPP 21 **FUM/Lost:** Tannehill 3/3, Brewer 1/0, Westbrook-Ikhine 1/1

Passing	Att	Cmp	Yds	Cmp%	Yds/Att	TD	TD%	Int	Int%	Long	Sack/Lost	Rating
Tannehill	229	149	1737	65.1	7.59	7	3.1	5	2.2	51	21/159	89.0
M. Farley	1	1	6	100.0	6.00	0	0.0	0	0.0	6	0/0	91.7
Henry	1	1	5	100.0	5.00	1	100.0	0	0.0	5t	0/0	127.1
Team	231	151	1748	65.4	7.57	8	3.5	5	2.2	51	21/159	90.6
Opponents	265	172	2037	64.9	7.69	12	4.5	5	1.9	68t	17/122	95.4

Rushing	No.	Yds	Avg	Long	TD
Henry	191	869	4.5	76t	10
Tannehill	21	139	6.6	28	3
McNichols	7	38	5.4	11	0
Batson	2	15	7.5	11	0
Rogers	1	9	9.0	9	0
D. Evans	2	7	3.5	5	0
M. Johnson	1	5	5.0	5	0
Sargent	2	4	2.0	2	0
A.J. Brown	1	3	3.0	3	0
Woodside	1	-1	-1.0	-1	0
Team	229	1088	4.8	76t	13
Opponents	161	723	4.5	58	7

Receiving	No.	Yds	Avg	Long	TD
A.J. Brown	25	354	14.2	46	2
McNichols	18	170	9.4	27	1
Henry	18	154	8.6	16	0
Ju. Jones	17	301	17.7	51	0
Rogers	14	186	13.3	39	1
Westbrook-Ikhine	12	125	10.4	18t	1
Firkser	11	95	8.6	14	0
J. Reynolds	10	90	9.0	12	0
Pruitt	8	105	13.1	22	2
Swaim	7	53	7.6	26	0
M. Johnson	3	52	17.3	22	0
Hudson	3	31	10.3	14	0
Batson	2	15	7.5	13	1
D. Evans	2	11	5.5	6	0
Hooker	1	6	6.0	6	0
Team	151	1748	11.6	51	8
Opponents	172	2037	11.8	68t	12

Interceptions	No.	Yds	Avg	Long	TD
Byard	3	28	9.3	16	0
Fulton	1	13	13.0	13	0
R. Evans	1	0	0.0	0	0
Team	5	41	8.2	16	0
Opponents	5	54	10.8	32	0

Punting	No.	Yds	Avg	Net	TB	In	Lg	B
Townsend	11	465	42.3	37.0	1	2	63	0
Kern	8	381	47.6	44.6	0	3	59	0
Team	19	846	44.5	40.2	1	5	63	0
Opponents	25	1194	47.8	40.6	3	8	66	0

Punt Returns	Ret	FC	Yds	Avg	Long	TD
Rogers	10	9	120	12.0	22	0
C. Jackson	0	0	0	---	0	0
Kinsey	0	1	0	---	---	0
Team	10	10	120	12.0	22	0
Opponents	6	6	62	10.3	18	0

Kickoff Returns	No.	Yds	Avg	Long	TD
Rogers	7	114	16.3	19	0
Batson	5	80	16.0	20	0
M. Johnson	2	52	26.0	31	0
McNichols	2	31	15.5	16	0
D. Evans	1	17	17.0	17	0
Team	17	294	17.3	31	0
Opponents	17	328	19.3	30	0

Field Goals	1-19	20-29	30-39	40-49	50+
Bullock	0/0	1/1	8/8	3/5	1/1
Badgley TM	0/0	0/0	0/0	0/1	0/0
Team	0/0	1/1	8/8	3/6	1/1
Opponents	0/0	6/6	2/2	2/3	1/4

Bullock: ()(33G,30G,24G,44N,36G)(32G)(44G,46G,36G,49N)(34G)(43G,38G)(34G,51G)
 TM: (46N)(33G,30G,24G,44N,36G)(32G)(44G,46G,36G,49N)(34G)(43G,38G)(34G,51G)
 OPP: (34G,43N)(31G)(43G,28G,24G,51N)(27G,22G) (53N)(24G,28G,52G)(42G,57N)

GAME PREVIEW

TEAM NOTES

PLAYER NOTES

MEDIA

STATISTICS

ROSTERS

TITANS WIN A WILD ONE, 34-31 IN OVERTIME, OVER COLTS

**BY JIM WYATT
TENNESSEE TITANS
NOVEMBER 1, 2021**

INDIANAPOLIS – They're known for auto racing in these parts, home of the Indy 500.

Eight games into the 2021 season, the car with the Titans logo on it is way ahead of the pack.

On Halloween day, some crazy stuff happened here on Sunday at Lucas Oil Stadium.

But by nighttime, the Titans walked out of Lucas Oil Stadium with quite a treat – a three-game lead in the AFC South, thanks to a wild, 34-31 overtime win over the Colts.

"This was a heavyweight fight," Titans receiver A.J. Brown said after the game. "This was blow for blow, we score, they score. It was a really tough game, and we found a way to get the win.

"I think it comes down to will, and details. (We have) the will, and the want-to."

Once again, the Titans did what they had to do late to win it.

In overtime, Titans safety Kevin Byard intercepted a pass from Colts quarterback Carson Wentz, which gave the Titans the ball at the Colts 32.

Then, with 4:03 left in overtime, Titans kicker Randy Bullock booted a 44-yard field goal to win it. The kick was Bullock's second game-winner in OT this year.

This kick capped off a day when the Titans had to rally from a two-touchdown deficit, and they had to overcome plenty of their own mistakes.

"I just think that's this whole thing about not being a front runner. You know what I mean?," Titans coach

Mike Vrabel said of his team's resiliency. "You've probably been a part of some teams where you go down 14-0 and guys are bitching and complaining trying to start fights on the sidelines. I never worry about that stuff. These guys are confident in their abilities to make plays and come back. You don't want to be in that position, but if you find yourself in that position there's only one. If we put ourselves in that position, we're the ones that have to get ourselves out."

With the win, the Titans are now 6-2, while the Colts dropped to 3-5.

Eight weeks into the season, the Titans are also currently the No.1 seed in the AFC.

"I've been in a lot of wild games, but this was definitely a memorable one," Byard said. "We just knew going in we were going to have to trade punches.

"I am just proud of the guys and the way they fought the entire game. But we have to keep our foot on the gas. We have another big game coming up in L.A."

The Titans looked like they might win it in regulation.

A two-yard interception return for a touchdown by cornerback Elijah Molden gave the Titans a 31-24 lead with 1:26 left in the fourth quarter. With Titans outside linebacker Bud Dupree's arms wrapped around Wentz, Wentz threw the ball left-handed, and Molden snagged it out of the air and raced in for a two-yard touchdown.

While Titans fans celebrated, at least some Colts fans headed for the exits.

"I was just happy," Molden said. "But really, I think the credit goes to Bud (Dupree) – to me, he's the one that made that play. At that point, I just ran in there and got the ball. It was a pretty easy interception. I didn't have to do much. It was a great rush."

But the Colts answered back with a touchdown of their own, as running back Jonathan Taylor scored on a one-yard touchdown run with 22 seconds left to tie the game at 31-31.

It served up a wild finish, and another gut-check win for the Titans.

"It was a little bit of a roller coaster there," Titans quarterback Ryan Tannehill said. "But you have to try and stay steady."

Tannehill completed 23-of-33 passes for 265 yards and three touchdowns in the win, but he also threw a pair of interceptions.

While Brown had another big day, with 10 catches for 155 yards and a touchdown, running back Derrick Henry managed just 68 rushing yards on 28 carries, and his longest run was just nine yards as the Colts stacked the box to stop him.

The Titans did plenty of good things on the day, but they also committed 11 penalties for 161 yards, and many of those were costly.

The negatives will be points of emphasis this week, even with the win. But the biggest positive came in the "W".

Since Vrabel became head coach in 2018, the Titans are 5-1 in overtime games, and their .833 winning percentage in those games is the best in the NFL among clubs with at least three overtime appearances. No other team has won more than three overtime games in that span.

The Titans are now 5-0 in 2021 against clubs that advanced to the playoffs in 2020.

After a terrible start, the Titans got off the mat.

The Colts took a 7-0 lead early on a two-yard touchdown pass from Wentz to receiver Michael Pittman, which capped a 14-play, 82-yard scoring drive.

After an interception thrown by Tannehill, Wentz connected with

Pittman again, this time from seven yards out, to make it 14-0 with 7:44 left in the first quarter.

Then, the Titans got back in it, starting with a fourth-down stop by the defense.

After that, Tannehill directed an 11-play, 60-yard drive that was capped off with a six-yard touchdown pass to tight end Geoff Swaim to cut the lead to 14-7.

The Titans then tied it up on a 57-yard touchdown pass from Tannehill to Brown, who made a defender miss before racing to the end zone with 4:13 left in the first half.

The Colts led 17-14 at the half after a 34-yard field goal by Michael Badgley.

The Titans took their first lead of the contest on a five-yard touchdown pass from Tannehill to receiver Nick Westbrook-Ikhine with 7:42 remaining in the third quarter, which made it 21-17. The scoring toss capped a 14-play, 75-yard drive that took 7:18 off the clock.

The Colts answered back with a five-yard touchdown pass from Wentz to tight end Jack Doyle to make it 24-21 with 1:21 left in the third quarter.

The Titans tied it up at 24-24 with 11:15 left on a 46-yard field goal by Bullock, setting up the wild finish.

The Titans return to action next Sunday against the Rams in Los Angeles.

Yes, the Titans know they can't take their foot off the gas.

"It's a big win," Tannehill said. "We were on the road against a division opponent who is playing really well. So, (it's) a big win for us. We knew it was going to be a tough battle coming in, and it turned out to be exactly that. But, we're eight games into a 17-game regular season, so (there's) a lot of football to be played. (We) just have to stay the course, keep progressively getting

better and come ready to play each and every week."

###

National Football League Game Summary

NFL Copyright © 2021 by The National Football League. All rights reserved. This summary and play-by-play is for the express purpose of assisting media in their coverage of the game; any other use of this material is prohibited without the written permission of the National Football League.

Date: Sunday, 10/31/2021

Tennessee Titans at Indianapolis Colts
at Lucas Oil Stadium, Indianapolis, IN

Start Time: 1:02 PM EDT

Game Day Weather

Game Weather: Sunny

Temp: 56° F (13.3° C) Humidity: 79%, Wind: WSW 5 mph

Played Retractable Roof - Open on Turf: Artificial

Outdoor Weather: Sunny, 56 degr. Wind WSW @ 5 mph,

Officials

Referee: Cheffers, Carl (51)
Line Judge: Seeman, Jeff (45)
Back Judge: Edwards, Matt (96)

Umpire: Blake, Tra (33)
Field Judge: Jones, Nathan (42)
Replay Official: Lambert, Andrew (0)

Down Judge: Bergman, Jerry (91)
Side Judge: Hall, Eugene (103)

Lineups

Tennessee Titans			Indianapolis Colts				
Offense		Defense	Offense		Defense		
WR 88	M.Johnson	DE 96	D.Autry	WR 11	M.Pittman	DE 51	K.Paye
LT 77	T.Lewan	NT 95	E.Ankou	TE 84	J.Doyle	DT 99	D.Buckner
LG 76	R.Saffold	DT 98	J.Simmons	LT 79	E.Fisher	NT 90	G.Stewart
C 60	B.Jones	ILB 51	D.Long	LG 56	Q.Nelson	DE 97	A.Muhammad
RG 64	N.Davis	ILB 56	M.Rice	C 78	R.Kelly	WLB 53	D.Leonard
RT 72	D.Quessenberry	OLB 58	H.Landry	RG 62	C.Reed	MLB 58	B.Okereke
TE 85	M.Pruitt	CB 20	J.Jenkins	RT 72	B.Smith	CB 23	K.Moore
TE 87	G.Swaim	S 31	K.Byard	WR 14	Z.Pascal	CB 27	X.Rhodes
WR 11	A.Brown	S 37	A.Hooker	WR 13	T.Hilton	CB 26	R.Ya-Sin
QB 17	R.Tannehill	CB 30	G.Mabin	QB 2	C.Wentz	FS 42	A.Sendejo
RB 22	D.Henry	CB 24	E.Molden	RB 28	J.Taylor	SS 37	K.Willis

Substitutions

QB 5 L.Woodside, P 6 B.Kern, K 14 R.Bullock, WR 15 N.Westbrook-Ikhine, WR 18 J.Reynolds, S 21 M.Farley, RB 28 J.McNichols, DB 29 D.Cruikshank, DB 35 C.Jackson, CB 39 B.Borders, RB 40 D.Hilliard, LB 42 Jo.Jones, TE 44 T.Carter, LS 46 M.Cox, OLB 48 B.Dupree, LB 49 N.Dzubnar, LB 53 A.Williamson, G 61 C.Levin, T 68 B.Hart, OL 75 D.Radunz, WR 80 C.Rogers, TE 86 A.Firkser, DT 90 N.Jones, DL 91 L.Murchison, OLB 92 O.Adeniyi, DE 94 A.Bledsoe

Substitutions

K 6 M.Badgley, P 8 R.Sanchez, WR 16 A.Dulin, RB 21 N.Hines, RB 25 M.Mack, S 30 G.Odum, CB 34 I.Rodgers, RB 35 D.Jackson, S 36 J.Jones, LB 44 Z.Franklin, LB 45 E.Speed, LS 46 L.Rhodes, CB 47 A.Chesley, LB 49 M.Adams, DE 54 D.Odeyingbo, DE 57 K.Turay, LB 59 J.Glasgow, G 63 D.Pinter, G 64 M.Glowinski, T 69 M.Pryor, TE 81 M.Alie-Cox, TE 83 K.Granson, DT/DE 94 T.Lewis, DT 95 T.Stallworth, NT 96 A.Woods

Did Not Play

Did Not Play

QB 5 B.Hundley

Not Active

Not Active

WR 2 J.Jones, S 33 B.Breeze, FB 41 K.Blasingame, LB 54 R.Evans, OLB 59 J.Simon, T 71 K.Lamm, DT 93 T.Tart

QB 4 S.Ehlinger, WR 17 M.Strachan, CB 33 T.Keyes, DE 52 B.Banogu, T 73 J.Davenport, G/T 75 W.Fries, DE 91 I.Rochell

Field Goals (made () & missed)

	R.Bullock	(46)	(44)	M.Badgley	(34)				
				1	2	3	4	OT	Total
VISITOR:	Tennessee Titans			0	14	7	10	3	34
HOME:	Indianapolis Colts			14	3	7	7	0	31

Scoring Plays

Team	Qtr	Time	Play Description (Extra Point) (Drive Info)	Visitor	Home
Colts	1	8:41	M.Pittman 2 yd. pass from C.Wentz (M.Badgley kick) (14-82, 6:19)	0	7
Colts	1	7:44	M.Pittman 7 yd. pass from C.Wentz (M.Badgley kick) (1-7, 0:05)	0	14
Titans	2	12:07	G.Swaim 6 yd. pass from R.Tannehill (R.Bullock kick) (11-60, 5:48)	7	14
Titans	2	4:13	A.Brown 57 yd. pass from R.Tannehill (R.Bullock kick) (1-57, 0:11)	14	14
Colts	2	0:00	M.Badgley 34 yd. Field Goal (13-59, 4:13)	14	17
Titans	3	7:42	N.Westbrook-Ikhine 5 yd. pass from R.Tannehill (R.Bullock kick) (14-75, 7:18)	21	17
Colts	3	1:21	J.Doyle 5 yd. pass from C.Wentz (M.Badgley kick) (4-57, 2:21)	21	24
Titans	4	11:15	R.Bullock 46 yd. Field Goal (10-47, 5:06)	24	24
Titans	4	1:26	E.Molden 2 yd. interception return (R.Bullock kick)	31	24

National Football League Game Summary

NFL Copyright © 2021 by The National Football League. All rights reserved. This summary and play-by-play is for the express purpose of assisting media in their coverage of the game; any other use of this material is prohibited without the written permission of the National Football League.

Colts	4	0:22	J.Taylor 1 yd. run (M.Badgley kick) (5-75, 1:04)	31	31
Titans	5	4:03	R.Bullock 44 yd. Field Goal (4-5, 1:45)	34	31
Paid Attendance: 59,175				Time: 3:33	

Final Individual Statistics

Tennessee Titans

RUSHING	ATT	YDS	AVG	LG	TD
D.Henry	28	68	2.4	9	0
R.Tannehill	2	26	13.0	13	0
L.Woodside	1	-1	-1.0	-1	0
Total	31	93	3.0	13	0

PASSING	ATT	CMP	YDS	SK/YD	TD	LG	IN	RT
R.Tannehill	33	23	265	3/18	3	57	2	98.7
A.Brown	1	0	0	0/0	0	0	0	39.6
Total	34	23	265	3/18	3	57	2	95.8

PASS RECEIVING	TAR	REC	YDS	AVG	LG	TD
A.Brown	11	10	155	15.5	57	1
G.Swaim	5	4	23	5.8	7	1
J.McNichols	3	3	33	11.0	13	0
M.Pruitt	2	2	22	11.0	14	0
N.Westbrook-Ikhine	3	2	16	8.0	11	1
M.Johnson	5	1	8	8.0	8	0
A.Firkser	2	1	8	8.0	8	0
C.Rogers	1	0	0	0.0	0	0
Total	32	23	265	11.5	57	3

INTERCEPTIONS	NO	YDS	AVG	LG	TD
K.Byard	1	14	14.0	14	0
E.Molden	1	2	2.0	2	1
Total	2	16	8.0	14	1

PUNTING	NO	YDS	AVG	NET	TB	IN20	LG
B.Kern	4	188	47.0	40.3	0	2	52
Total	4	188	47.0	40.3	0	2	52

PUNT RETURNS	NO	YDS	AVG	FC	LG	TD
C.Rogers	2	21	10.5	0	19	0
[DOWNED]	1	0	0.0	0	0	0
[OUT OF BOUNDS]	1	0	0.0	0	0	0
Total	2	21	10.5	0	19	0

KICKOFF RETURNS	NO	YDS	AVG	FC	LG	TD
[TOUCHBACK]	5	0	0.0	0	0	0
Total	0	0	0.0	0	0	0

Indianapolis Colts

RUSHING	ATT	YDS	AVG	LG	TD
J.Taylor	16	70	4.4	12	1
C.Wentz	3	11	3.7	6	0
N.Hines	1	2	2.0	2	0
Total	20	83	4.2	12	1

PASSING	ATT	CMP	YDS	SK/YD	TD	LG	IN	RT
C.Wentz	51	27	231	1/7	3	38	2	68.3
Total	51	27	231	1/7	3	38	2	68.3

PASS RECEIVING	TAR	REC	YDS	AVG	LG	TD
M.Pittman	15	10	86	8.6	38	2
Z.Pascal	8	5	43	8.6	11	0
N.Hines	5	4	22	5.5	9	0
J.Taylor	4	3	52	17.3	37	0
T.Hilton	5	2	16	8.0	10	0
J.Doyle	2	2	12	6.0	7	1
K.Granson	1	1	0	0.0	0	0
M.Alie-Cox	4	0	0	0.0	0	0
A.Dulin	4	0	0	0.0	0	0
Total	48	27	231	8.6	38	3

INTERCEPTIONS	NO	YDS	AVG	LG	TD
K.Moore	1	32	32.0	32	0
T.Lewis	1	8	8.0	8	0
Total	2	40	20.0	32	0

PUNTING	NO	YDS	AVG	NET	TB	IN20	LG
R.Sanchez	4	182	45.5	40.3	0	2	63
Total	4	182	45.5	40.3	0	2	63

PUNT RETURNS	NO	YDS	AVG	FC	LG	TD
N.Hines	2	27	13.5	1	16	0
[OUT OF BOUNDS]	1	0	0.0	0	0	0
Total	2	27	13.5	1	16	0

KICKOFF RETURNS	NO	YDS	AVG	FC	LG	TD
A.Dulin	3	76	25.3	0	31	0
[TOUCHBACK]	4	0	0.0	0	0	0
Total	3	76	25.3	0	31	0

Tennessee Titans

FUMBLES	FUM	LOST	OWN-REC	YDS	TD	FORCED	OPP-REC	YDS	TD	OUT-BDS
D.Henry	1	0	1	0	0	0	0	0	0	0
H.Landry	0	0	0	0	0	1	0	0	0	0
A.Firkser	0	0	0	0	0	0	1	0	0	0
Total	1	0	1	0	0	1	1	0	0	0

Indianapolis Colts

FUMBLES	FUM	LOST	OWN-REC	YDS	TD	FORCED	OPP-REC	YDS	TD	OUT-BDS
T.Lewis	1	1	0	0	0	0	0	0	0	0
C.Wentz	1	0	0	0	0	0	0	0	0	0
J.Taylor	0	0	1	0	0	0	0	0	0	0
A.Sendejo	0	0	0	0	0	1	0	0	0	0
Total	2	1	1	0	0	1	0	0	0	0

Final Team Statistics

	Visitor Titans	Home Colts
TOTAL FIRST DOWNS	18	24
By Rushing	6	9
By Passing	10	10
By Penalty	2	5
THIRD DOWN EFFICIENCY	8-17-47.1%	7-16-43.8%
FOURTH DOWN EFFICIENCY	2-2-100.0%	2-3-66.7%
TOTAL NET YARDS	340	307
Total Offensive Plays (inc. times thrown passing)	68	72
Average gain per offensive play	5.0	4.3
NET YARDS RUSHING	93	83
Total Rushing Plays	31	20
Average gain per rushing play	3.0	4.2
Tackles for a loss-number and yards	3-5	0-0
NET YARDS PASSING	247	224
Times thrown - yards lost attempting to pass	3-18	1-7
Gross yards passing	265	231
PASS ATTEMPTS-COMPLETIONS-HAD INTERCEPTED	34-23-2	51-27-2
Avg gain per pass play (inc.# thrown passing)	6.7	4.3
KICKOFFS Number-In End Zone-Touchbacks	7-7-4	5-5-5
PUNTS Number and Average	4-47.0	4-45.5
Had Blocked	0	0
FGs - PATs Had Blocked	0-0	0-0
Net Punting Average	40.3	40.3
TOTAL RETURN YARDAGE (Not Including Kickoffs)	37	67
No. and Yards Punt Returns	2-21	2-27
No. and Yards Kickoff Returns	0-0	3-76
No. and Yards Interception Returns	2-16	2-40
PENALTIES Number and Yards	11-161	9-75
FUMBLES Number and Lost	1-0	2-1
TOUCHDOWNS	4	4
Rushing	0	1
Passing	3	3
Interceptions	1	0
EXTRA POINTS Made-Attempts	4-4	4-4
Kicking Made-Attempts	4-4	4-4
FIELD GOALS Made-Attempts	2-2	1-1
RED ZONE EFFICIENCY	2-2-100%	4-5-80%
GOAL TO GO EFFICIENCY	0-0-0%	4-4-100%
SAFETIES	0	0
FINAL SCORE	34	31
TIME OF POSSESSION	34:59	30:58

Ball Possession And Drive Chart

Tennessee Titans

#	Time Recd	Time Lost	Time Poss	How Ball Obtained	Drive Began	# Play	Yds Gain	Yds Pen	Net Yds	1st Down	Last Scrm	How Given Up
1	8:41	7:49	0:52	Kickoff	TEN 25	2	3	0	3	0	TEN 28	Interception
2	7:44	6:03	1:41	Kickoff	TEN 25	3	9	-5	4	0	TEN 29	Punt
3	2:55	12:07	5:48	Downs	TEN 40	11	60	0	60	4	* IND 6	Touchdown
4	9:14	4:24	4:50	Punt	TEN 8	8	32	5	37	3	TEN 45	Interception
5	4:24	4:13	0:11	Fumble	TEN 43	1	57	0	57	1	TEN 43	Touchdown
6	15:00	7:42	7:18	Kickoff	TEN 25	14	70	5	75	5	* IND 5	Touchdown
7	5:28	3:42	1:46	Punt	TEN 13	3	14	-6	8	0	TEN 21	Punt
8	1:21	11:15	5:06	Kickoff	TEN 25	10	42	5	47	3	IND 28	Field Goal
9	5:25	1:33	3:52	Punt	TEN 26	9	39	-10	29	2	IND 45	Punt
10	0:22	0:00	0:22	Kickoff	TEN 25	2	-9	0	-9	0	TEN 17	End of Half
11	8:55	7:27	1:28	Punt	TEN 28	3	8	0	8	0	TEN 36	Punt
12	5:48	4:03	1:45	Interception	IND 32	4	15	-10	5	0	IND 27	Field Goal

(351) Average TEN 29

Indianapolis Colts

#	Time Recd	Time Lost	Time Poss	How Ball Obtained	Drive Began	# Play	Yds Gain	Yds Pen	Net Yds	1st Down	Last Scrm	How Given Up
1	15:00	8:41	6:19	Kickoff	IND 18	14	82	0	82	5	* TEN 2	Touchdown
2	7:49	7:44	0:05	Interception	TEN 7	1	7	0	7	1	* TEN 7	Touchdown
3	6:03	2:55	3:08	Punt	IND 32	7	28	0	28	2	TEN 40	Downs
4	12:07	9:14	2:53	Kickoff	IND 32	3	7	-10	-3	0	IND 29	Punt
5	4:13	0:00	4:13	Kickoff	IND 25	13	57	2	59	4	* TEN 16	Field Goal
6	7:42	5:28	2:14	Kickoff	IND 25	5	18	0	18	1	IND 43	Punt
7	3:42	1:21	2:21	Punt	IND 43	4	16	41	57	3	* TEN 5	Touchdown
8	11:15	5:25	5:50	Kickoff	IND 25	13	28	5	33	4	TEN 42	Punt
9	1:33	1:26	0:07	Punt	IND 8	1	0	0	0	0	IND 8	Interception
10	1:26	0:22	1:04	Kickoff	IND 25	5	48	27	75	3	* TEN 1	Touchdown
11	10:00	8:55	1:05	Kickoff	IND 30	3	4	0	4	0	IND 34	Punt
12	7:27	5:48	1:39	Punt	IND 15	4	12	0	12	1	IND 27	Interception

(371) Average IND 31

* inside opponent's 20

Time of Possession by Quarter		1st	2nd	3rd	4th	OT	Total
Visitor	Tennessee Titans	5:28	7:54	10:25	7:59	3:13	34:59
Home	Indianapolis Colts	9:32	7:06	4:35	7:01	2:44	30:58

Kickoff Drive No.-Start Average

Titans: 5 - TEN 25

Colts: 7 - IND 26

Final Defensive Statistics

Tennessee Titans	Regular Defensive Plays											Special Teams					Misc				
	TKL	AST	COMB	SK	/ YDS	TFL	Q	IN	PD	FF	FR	TKL	AST	FF	FR	BL	TKL	AST	FF	FR	
D.Long	6	3	9	0	0	0	2	0	1	0	0	0	0	0	0	0	0	0	0	0	0
M.Rice	5	2	7	0	0	0	0	0	1	0	0	0	0	0	0	0	0	0	0	0	0
H.Landry	4	1	5	1	7	1	2	0	0	1	0	0	0	0	0	0	0	0	0	0	0
G.Mabin	4	1	5	0	0	0	0	0	0	0	0	0	0	0	0	0	0	0	0	0	0
K.Byard	4	0	4	0	0	0	0	1	3	0	0	0	0	0	0	0	0	0	0	0	0
J.Jenkins	3	1	4	0	0	0	0	0	0	0	0	0	0	0	0	0	0	0	0	0	0
A.Hooker	2	2	4	0	0	0	0	0	1	0	0	0	0	0	0	0	0	0	0	0	0
N.Jones	3	0	3	0	0	0	0	0	0	0	0	0	0	0	0	0	0	0	0	0	0
C.Jackson	2	1	3	0	0	0	0	0	1	0	0	0	0	0	0	0	0	0	0	0	0
D.Autry	1	2	3	0	0	0	0	0	0	0	0	0	0	0	0	0	0	0	0	0	0
E.Molden	2	0	2	0	0	0	0	1	2	0	0	0	0	0	0	0	0	0	0	0	0
B.Dupree	1	1	2	0	0	0	2	0	0	0	0	0	0	0	0	0	0	0	0	0	0
D.Cruikshank	1	1	2	0	0	0	0	0	0	0	0	0	0	0	0	0	0	0	0	0	0
E.Ankou	0	2	2	0	0	0	0	0	0	0	0	0	0	0	0	0	0	0	0	0	0
J.Simmons	1	0	1	0	0	0	1	0	0	0	0	0	0	0	0	0	0	0	0	0	0
L.Murchison	1	0	1	0	0	0	0	0	0	0	0	0	0	0	0	0	0	0	0	0	0
B.Borders	0	1	1	0	0	0	0	0	0	0	0	0	0	0	0	0	0	0	0	0	0
N.Dzubnar	0	0	0	0	0	0	0	0	0	0	0	2	1	0	0	0	0	0	0	0	0
T.Carter	0	0	0	0	0	0	0	0	0	0	0	1	0	0	0	0	0	0	0	0	0
O.Adeniyi	0	0	0	0	0	0	0	0	0	0	0	1	0	0	0	0	0	0	0	0	0
M.Johnson	0	0	0	0	0	0	0	0	0	0	0	1	0	0	0	0	0	0	0	0	0
Jo.Jones	0	0	0	0	0	0	0	0	0	0	0	0	2	0	0	0	0	0	0	0	0
N.Westbrook-Ikhine	0	0	0	0	0	0	0	0	0	0	0	0	1	0	0	0	0	0	0	0	0
N.Davis	0	0	0	0	0	0	0	0	0	0	0	0	0	0	0	0	1	0	0	0	0
D.Henry	0	0	0	0	0	0	0	0	0	0	0	0	0	0	0	0	0	0	0	0	1
A.Firkser	0	0	0	0	0	0	0	0	0	0	0	0	0	0	0	0	0	0	0	0	1
Total	40	18	58	1	7	1	7	2	9	1	0	5	4	0	0	0	1	0	0	0	2

TKL = Tackle AST = Assist COMB = Combined QH=QB Hit IN = Interception PD = Pass Defense FF = Forced Fumble FR = Fumble Recovery

Indianapolis Colts	Regular Defensive Plays											Special Teams					Misc				
	TKL	AST	COMB	SK	/ YDS	TFL	QH	IN	PD	FF	FR	TKL	AST	FF	FR	BL	TKL	AST	FF	FR	
B.Okereke	10	2	12	0	0	0	0	0	0	0	0	0	0	0	0	0	0	0	0	0	0
K.Moore	7	2	9	0	0	0	0	1	2	0	0	0	0	0	0	0	0	0	0	0	0
A.Sendejo	6	2	8	0	0	0	0	0	0	1	0	0	0	0	0	0	0	0	0	0	0
D.Leonard	5	3	8	0	0	1	0	0	1	0	0	0	0	0	0	0	0	0	0	0	0
G.Odum	5	0	5	0	0	0	1	0	0	0	0	0	0	0	0	0	0	0	0	0	0
G.Stewart	4	1	5	0	0	1	0	0	0	0	0	0	0	0	0	0	0	0	0	0	0
A.Muhammad	3	0	3	0	0	1	0	0	0	0	0	0	0	0	0	0	0	0	0	0	0
E.Speed	2	1	3	0	0	0	0	0	0	0	0	0	0	0	0	0	0	0	0	0	0
X.Rhodes	2	1	3	0	0	0	0	0	0	0	0	0	0	0	0	0	0	0	0	0	0
D.Buckner	2	0	2	1	8	1	1	0	0	0	0	0	0	0	0	0	0	0	0	0	0
R.Ya-Sin	2	0	2	0	0	0	0	0	1	0	0	0	0	0	0	0	0	0	0	0	0
Z.Franklin	1	1	2	0	0	0	0	0	0	0	0	1	0	0	0	0	0	0	0	0	0
T.Lewis	1	0	1	1	1	1	2	1	1	0	0	0	0	0	0	0	0	0	0	0	0
K.Turay	1	0	1	1	9	1	1	0	0	0	0	0	0	0	0	0	0	0	0	0	0
K.Paye	1	0	1	0	0	0	0	0	0	0	0	0	0	0	0	0	0	0	0	0	0
A.Woods	0	1	1	0	0	0	0	0	0	0	0	0	0	0	0	0	0	0	0	0	0
A.Dulin	0	0	0	0	0	0	0	0	0	0	0	1	0	0	0	0	0	0	0	0	0
M.Alie-Cox	0	0	0	0	0	0	0	0	0	0	0	0	0	0	0	0	1	0	0	0	0
J.Taylor	0	0	0	0	0	0	0	0	0	0	0	0	0	0	0	0	0	0	0	0	1
Total	52	14	66	3	18	6	5	2	5	1	0	2	0	0	0	0	1	0	0	0	1

Play By Play

First Quarter

10/31/2021

TEN wins the coin toss and elects to defer. IND elects to Receive, and TEN elects to defend the north goal.

R.Bullock kicks 65 yards from TEN 35 to IND 0. A.Dulin to IND 18 for 18 yards (T.Carter, N.Westbrook-Ikhine).

Indianapolis Colts at 15:00, (1st play from scrimmage 14:56)

1-10-IND 18	(14:56) (Shotgun) C.Wentz pass short right to J.Taylor to TEN 45 for 37 yards (E.Molden).	P1
<u>1-10-TEN 45</u>	(14:11) (Shotgun) C.Wentz pass short right to M.Pittman to TEN 40 for 5 yards (D.Long; J.Jenkins).	
2-5-TEN 40	(13:32) J.Taylor right end to TEN 38 for 2 yards (H.Landry; D.Autry).	
3-3-TEN 38	(12:47) (Shotgun) C.Wentz pass incomplete deep right to M.Pittman.	
4-3-TEN 38	(12:42) (Shotgun) C.Wentz pass short left to N.Hines to TEN 32 for 6 yards (D.Cruikshank).	P2
<u>1-10-TEN 32</u>	(12:05) (Shotgun) C.Wentz pass short left to M.Pittman to TEN 24 for 8 yards (G.Mabin, B.Dupree).	
2-2-TEN 24	(11:26) (Shotgun) J.Taylor up the middle to TEN 17 for 7 yards (H.Landry). TEN-J.Simmons was injured during the play.	R3
<u>1-10-TEN 17</u>	(10:59) C.Wentz pass incomplete short right [H.Landry].	
2-10-TEN 17	(10:52) J.Taylor right tackle to TEN 14 for 3 yards (N.Jones).	
3-7-TEN 14	(10:07) (Shotgun) J.Taylor left guard to TEN 2 for 12 yards (L.Murchison).	R4
<u>1-2-TEN 2</u>	(9:40) (Shotgun) C.Wentz pass incomplete short middle.	
2-2-TEN 2	(9:36) (Shotgun) C.Wentz pass short middle to K.Granson to TEN 2 for no gain (M.Rice).	
3-2-TEN 2	(8:51) (Shotgun) C.Wentz pass incomplete short right to M.Pittman (K.Byard).	
4-2-TEN 2	(8:45) (Shotgun) C.Wentz pass short middle to M.Pittman for 2 yards, TOUCHDOWN.	P5
	M.Badgley extra point is GOOD, Center-L.Rhodes, Holder-R.Sanchez.	

TEN 0 IND 7, 14 plays, 82 yards, 6:19 drive, 6:19 elapsed

R.Sanchez kicks 65 yards from IND 35 to end zone, Touchback.

Tennessee Titans at 8:41

1-10-TEN 25	(8:41) D.Henry left end to TEN 28 for 3 yards (A.Muhammad).
2-7-TEN 28	(8:00) R.Tannehill pass short right intended for M.Johnson INTERCEPTED by K.Moore at TEN 39. K.Moore to TEN 7 for 32 yards (N.Davis).

Indianapolis Colts at 7:49

1-7-TEN 7	(7:49) (Shotgun) C.Wentz pass short right to M.Pittman for 7 yards, TOUCHDOWN.	P6
	M.Badgley extra point is GOOD, Center-L.Rhodes, Holder-R.Sanchez.	

TEN 0 IND 14, 1 plays, 7 yards, 0:05 drive, 7:16 elapsed

R.Sanchez kicks 65 yards from IND 35 to end zone, Touchback.

Tennessee Titans at 7:44

1-10-TEN 25	(7:44) PENALTY on TEN-R.Saffold, False Start, 5 yards, enforced at TEN 25 - No Play.
1-15-TEN 20	(7:44) D.Henry left end to TEN 21 for 1 yard (G.Stewart).
2-14-TEN 21	(7:02) (Shotgun) R.Tannehill pass short right to M.Johnson to TEN 29 for 8 yards (A.Muhammad, K.Moore).
3-6-TEN 29	(6:18) (Shotgun) R.Tannehill pass incomplete short right to M.Johnson (R.Ya-Sin).
4-6-TEN 29	(6:14) B.Kern punts 50 yards to IND 21, Center-M.Cox. N.Hines to IND 32 for 11 yards (N.Dzubnar, Jo.Jones).

Indianapolis Colts at 6:03

1-10-IND 32	(6:03) J.Taylor right end to IND 43 for 11 yards (J.Jenkins, M.Rice).	R7
<u>1-10-IND 43</u>	(5:21) J.Taylor up the middle to IND 43 for no gain (D.Long, E.Ankou).	
2-10-IND 43	(4:39) (Shotgun) C.Wentz pass short left to T.Hilton to TEN 47 for 10 yards (G.Mabin).	P8
<u>1-10-TEN 47</u>	(3:54) C.Wentz pass incomplete deep left to M.Pittman.	
2-10-TEN 47	(3:48) (Shotgun) C.Wentz pass short middle to J.Doyle to TEN 40 for 7 yards (M.Rice).	
3-3-TEN 40	(3:06) (Shotgun) C.Wentz pass incomplete deep left to T.Hilton.	
4-3-TEN 40	(2:59) (Shotgun) C.Wentz pass incomplete deep left to M.Pittman.	

Tennessee Titans at 2:55

1-10-TEN 40	(2:55) D.Henry left end to TEN 43 for 3 yards (K.Paye, B.Okereke).	
2-7-TEN 43	(2:14) (Shotgun) R.Tannehill pass short left to G.Swaim to 50 for 7 yards (G.Stewart).	P1
<u>1-10-50</u>	(1:34) R.Tannehill pass short right to G.Swaim to IND 47 for 3 yards (E.Speed) [T.Lewis].	
2-7-IND 47	(:57) D.Henry up the middle to IND 43 for 4 yards (B.Okereke, D.Leonard).	
3-3-IND 43	(:16) (Shotgun) R.Tannehill pass short middle to A.Firkser to IND 35 for 8 yards (D.Leonard, A.Sendejo).	P2

Tennessee Titans vs Indianapolis Colts at Lucas Oil Stadium

END OF QUARTER

	Score	Time Poss	First Downs				Efficiencies	
			R	P	X	T	3 Down	4 Down
Tennessee Titans	0	5:28	0	2	0	2	1/2	0/0
Indianapolis Colts	14	9:32	3	5	0	8	1/4	2/3

Second Quarter

10/31/2021

Play By Play

Tennessee Titans continued.

<u>1-10-IND 35</u>	(15:00) (Shotgun) R.Tannehill pass short left to M.Pruitt to IND 27 for 8 yards (D.Leonard, X.Rhodes).	
2-2-IND 27	(14:27) (No Huddle) D.Henry up the middle to IND 26 for 1 yard (B.Okereke).	
3-1-IND 26	(13:51) (Shotgun) R.Tannehill left end pushed ob at IND 13 for 13 yards (A.Sendejo).	R3
<u>1-10-IND 13</u>	(13:18) D.Henry right end to IND 11 for 2 yards (B.Okereke). IND-K.Moore was injured during the play.	
2-8-IND 11	(12:54) D.Henry right end to IND 6 for 5 yards (G.Stewart, E.Speed).	
3-3-IND 6	(12:10) (Shotgun) R.Tannehill pass short middle to G.Swaim for 6 yards, TOUCHDOWN.	P4
	R.Bullock extra point is GOOD, Center-M.Cox, Holder-B.Kern.	

TEN 7 IND 14, 11 plays, 60 yards, 5:48 drive, 2:53 elapsed

R.Bullock kicks 65 yards from TEN 35 to IND 0. A.Dulin to IND 27 for 27 yards (N.Dzubnar).

PENALTY on TEN-D.Hilliard, Illegal Use of Hands, 5 yards, enforced at IND 27.

Indianapolis Colts at 12:07, (1st play from scrimmage 12:01)

1-10-IND 32	(12:01) (Shotgun) J.Taylor left end to TEN 48 for 20 yards (A.Hooker).	
	PENALTY on IND-B.Smith, Offensive Holding, 10 yards, enforced at IND 32 - No Play.	
1-20-IND 22	(11:30) (Shotgun) C.Wentz pass short left to J.Taylor to IND 29 for 7 yards (D.Long).	
2-13-IND 29	(10:47) (Shotgun) C.Wentz pass short middle to Z.Pascal to IND 36 for 7 yards (M.Rice).	
3-6-IND 36	(10:04) (Shotgun) C.Wentz sacked at IND 29 for -7 yards (H.Landry).	
4-13-IND 29	(9:26) R.Sanchez punts 63 yards to TEN 8, Center-L.Rhodes, downed by IND-M.Adams.	

Tennessee Titans at 9:14

1-10-TEN 8	(9:14) D.Henry up the middle to TEN 17 for 9 yards (A.Sendejo). FUMBLES (A.Sendejo), and recovers at TEN 17. IND-B.Okereke was injured during the play.	
2-1-TEN 17	(8:35) (Shotgun) PENALTY on IND-G.Stewart, Neutral Zone Infraction, 5 yards, enforced at TEN 17 - No Play.	X5
<u>1-10-TEN 22</u>	(8:15) R.Tannehill pass short right to M.Pruitt pushed ob at TEN 36 for 14 yards (G.Odum).	P6
	Penalty on IND-E.Speed, Defensive Holding, declined.	
<u>1-10-TEN 36</u>	(7:53) D.Henry right guard to TEN 38 for 2 yards (A.Sendejo).	
2-8-TEN 38	(7:11) (Shotgun) R.Tannehill pass short middle to G.Swaim to TEN 45 for 7 yards (Z.Franklin).	
3-1-TEN 45	(6:41) (No Huddle) D.Henry right tackle to TEN 46 for 1 yard (K.Moore).	R7
<u>1-10-TEN 46</u>	(6:02) D.Henry right end to TEN 46 for no gain (B.Okereke).	
2-10-TEN 46	(5:19) (Shotgun) R.Tannehill sacked at TEN 45 for -1 yards (T.Lewis).	
3-11-TEN 45	(4:32) (Shotgun) R.Tannehill pass short middle intended for A.Firkser INTERCEPTED by T.Lewis [G.Odum] at IND 48. T.Lewis to TEN 44 for 8 yards. FUMBLES, RECOVERED by TEN-A.Firkser at TEN 43. IND-T.Lewis was injured during the play. He is Out.	

Tennessee Titans at 4:24

1-10-TEN 43	(4:24) R.Tannehill pass short right to A.Brown for 57 yards, TOUCHDOWN.	P8
	R.Bullock extra point is GOOD, Center-M.Cox, Holder-B.Kern.	

TEN 14 IND 14, 1 plays, 57 yards, 0:11 drive, 10:47 elapsed

R.Bullock kicks 65 yards from TEN 35 to end zone, Touchback.

Indianapolis Colts at 4:13

1-10-IND 25	(4:13) (Shotgun) C.Wentz pass short left to J.Taylor to IND 33 for 8 yards (N.Jones).	
2-2-IND 33	(3:37) J.Taylor right end pushed ob at TEN 35 for 32 yards (K.Byard).	
	PENALTY on IND-C.Reed, Offensive Holding, 10 yards, enforced at IND 34.	
2-11-IND 24	(3:08) (Shotgun) C.Wentz pass short left to Z.Pascal to IND 33 for 9 yards (G.Mabin).	
3-2-IND 33	(2:29) (Shotgun) C.Wentz pass short right to Z.Pascal to IND 40 for 7 yards (E.Molden).	P9

Two-Minute Warning

<u>1-10-IND 40</u>	(2:00) (Shotgun) N.Hines left tackle to IND 42 for 2 yards (D.Long).	
2-8-IND 42	(1:40) (No Huddle, Shotgun) C.Wentz pass incomplete deep right to M.Alie-Cox (A.Hooker).	
3-8-IND 42	(1:32) (Shotgun) C.Wentz pass short middle to M.Pittman to TEN 46 for 12 yards (J.Jenkins) [B.Dupree].	P10
<u>1-10-TEN 46</u>	(1:09) (No Huddle, Shotgun) C.Wentz pass incomplete deep left to A.Dulin.	
	PENALTY on TEN-G.Mabin, Defensive Pass Interference, 12 yards, enforced at TEN 46 - No Play.	X11
<u>1-10-TEN 34</u>	(1:03) (Shotgun) C.Wentz pass short right to M.Pittman to TEN 29 for 5 yards (A.Hooker, G.Mabin).	
	Timeout #1 by IND at 00:55.	
2-5-TEN 29	(:55) (Shotgun) C.Wentz pass short right to N.Hines ran ob at TEN 23 for 6 yards (D.Long).	P12
<u>1-10-TEN 23</u>	(:50) (Shotgun) C.Wentz pass incomplete left to T.Hilton.	

Tennessee Titans vs Indianapolis Colts at Lucas Oil Stadium

- 2-10-TEN 23 (:45) (Shotgun) C.Wentz scrambles up the middle to TEN 17 for 6 yards (H.Landry). FUMBLES (H.Landry), recovered by IND-J.Taylor at TEN 17.
Timeout #2 by IND at 00:32.
Timeout #1 by TEN at 00:32.
- 3-4-TEN 17 (:32) (Shotgun) C.Wentz pass short right to N.Hines to TEN 16 for 1 yard (J.Jenkins).
Timeout #3 by IND at 00:03.
- 4-3-TEN 16 (:03) M.Badgley 34 yard field goal is GOOD, Center-L.Rhodes, Holder-R.Sanchez.

TEN 14 IND 17, 13 plays, 59 yards, 1 penalty, 4:13 drive, 15:00 elapsed

END OF QUARTER

	Score	Time Poss	First Downs				Efficiencies	
			R	P	X	T	3 Down	4 Down
Tennessee Titans	14	7:54	2	3	1	6	3/4	0/0
Indianapolis Colts	17	7:06	0	3	1	4	2/4	0/0

Third Quarter

10/31/2021

Play By Play

TEN elects to Receive, and IND elects to defend the South goal.

R.Sanchez kicks 65 yards from IND 35 to end zone, Touchback.

Tennessee Titans at 15:00

1-10-TEN 25	(15:00) D.Henry up the middle to TEN 31 for 6 yards (G.Odum, A.Sendejo).	
2-4-TEN 31	(14:36) (No Huddle) D.Henry right end to TEN 32 for 1 yard (K.Moore, Z.Franklin).	
3-3-TEN 32	(13:52) (Shotgun) R.Tannehill pass short middle to A.Brown to TEN 45 for 13 yards (K.Moore).	P9
<u>1-10-TEN 45</u>	(13:19) D.Henry right end to TEN 46 for 1 yard (G.Odum).	
2-9-TEN 46	(12:38) (Shotgun) D.Henry right tackle to TEN 48 for 2 yards (B.Okereke).	
3-7-TEN 48	(12:00) (Shotgun) PENALTY on IND-K.Turay, Neutral Zone Infraction, 5 yards, enforced at TEN 48 - No Play.	
3-2-IND 47	(11:40) (Shotgun) R.Tannehill pass incomplete short right to C.Rogers.	
4-2-IND 47	(11:36) (Shotgun) R.Tannehill right end pushed ob at IND 34 for 13 yards (G.Odum).	R10
<u>1-10-IND 34</u>	(11:00) D.Henry right guard to IND 32 for 2 yards (B.Okereke, D.Leonard).	
2-8-IND 32	(10:18) R.Tannehill pass incomplete short left to G.Swaim (K.Moore).	
3-8-IND 32	(10:13) (No Huddle, Shotgun) R.Tannehill pass short right to A.Brown pushed ob at IND 22 for 10 yards (R.Ya-Sin).	P11
<u>1-10-IND 22</u>	(9:39) R.Tannehill pass short left to A.Brown pushed ob at IND 11 for 11 yards (K.Moore).	P12
<u>1-10-IND 11</u>	(9:08) D.Henry right end to IND 12 for -1 yards (D.Leonard).	
2-11-IND 12	(8:27) R.Tannehill pass short middle to A.Brown to IND 5 for 7 yards (B.Okereke).	
3-4-IND 5	(7:46) (Shotgun) R.Tannehill pass short middle to N.Westbrook-Ikhine for 5 yards, TOUCHDOWN.	P13
	R.Bullock extra point is GOOD, Center-M.Cox, Holder-B.Kern.	

TEN 21 IND 17, 14 plays, 75 yards, 1 penalty, 7:18 drive, 7:18 elapsed

R.Bullock kicks 65 yards from TEN 35 to end zone, Touchback.

Indianapolis Colts at 7:42

1-10-IND 25	(7:42) (Shotgun) C.Wentz pass short right to N.Hines to IND 34 for 9 yards (K.Byard, M.Rice). TEN-D.Autry was injured during the play.	
2-1-IND 34	(7:07) J.Taylor right guard to IND 39 for 5 yards (B.Dupree).	R13
<u>1-10-IND 39</u>	(6:29) J.Taylor right tackle to IND 43 for 4 yards (D.Long, E.Ankou).	
2-6-IND 43	(5:46) (Shotgun) C.Wentz pass incomplete short middle to M.Alie-Cox (K.Byard).	
3-6-IND 43	(5:41) (Shotgun) C.Wentz pass incomplete deep middle to M.Alie-Cox.	
4-6-IND 43	(5:36) R.Sanchez punts 46 yards to TEN 11, Center-L.Rhodes. C.Rogers to TEN 13 for 2 yards (A.Dulin).	

Tennessee Titans at 5:28

1-10-TEN 13	(5:28) R.Tannehill pass short right to D.Henry to TEN 16 for 3 yards (A.Woods).	
	PENALTY on TEN-M.Johnson, Offensive Pass Interference, 6 yards, enforced at TEN 13 - No Play.	
1-16-TEN 7	(4:49) R.Tannehill pass incomplete short middle to M.Johnson (D.Leonard).	
2-16-TEN 7	(4:45) D.Henry left end to TEN 11 for 4 yards (A.Sendejo, A.Woods).	
3-12-TEN 11	(4:03) (Shotgun) R.Tannehill pass incomplete short right to A.Brown. Tennessee challenged the incomplete pass ruling, and the play was REVERSED. (Shotgun) R.Tannehill pass short right to A.Brown to TEN 21 for 10 yards (R.Ya-Sin).	
4-2-TEN 21	(3:52) B.Kern punts 52 yards to IND 27, Center-M.Cox. N.Hines to IND 43 for 16 yards (O.Adeniyi, N.Dzubnar).	

Indianapolis Colts at 3:42

1-10-IND 43	(3:42) J.Taylor right end to IND 45 for 2 yards (J.Simmons).	
2-8-IND 45	(3:00) (Shotgun) C.Wentz pass short left to T.Hilton to TEN 49 for 6 yards (A.Hooker).	
3-2-TEN 49	(2:16) (Shotgun) J.Taylor left guard to TEN 46 for 3 yards (K.Byard).	R14
<u>1-10-TEN 46</u>	(1:33) C.Wentz pass incomplete deep left to Z.Pascal.	
	PENALTY on TEN-A.Hooker, Defensive Pass Interference, 41 yards, enforced at TEN 46 - No Play.	X15
<u>1-5-TEN 5</u>	(1:25) (Shotgun) C.Wentz pass short left to J.Doyle for 5 yards, TOUCHDOWN.	P16
	M.Badgley extra point is GOOD, Center-L.Rhodes, Holder-R.Sanchez.	

TEN 21 IND 24, 4 plays, 57 yards, 1 penalty, 2:21 drive, 13:39 elapsed

R.Sanchez kicks 65 yards from IND 35 to end zone, Touchback.

Tennessee Titans at 1:21

1-10-TEN 25	(1:21) D.Henry left tackle to TEN 27 for 2 yards (K.Moore).	
2-8-TEN 27	(:45) (Shotgun) R.Tannehill pass incomplete short left to D.Henry.	
	PENALTY on IND-K.Turay, Roughing the Passer, 15 yards, enforced at TEN 27 - No Play.	X14

Tennessee Titans vs Indianapolis Colts at Lucas Oil Stadium

1-10-TEN 42 (:39) D.Henry right end to TEN 46 for 4 yards (K.Moore, G.Stewart).

END OF QUARTER

	Score	Time Poss	First Downs				Efficiencies	
			R	P	X	T	3 Down	4 Down
Tennessee Titans	21	10:25	1	4	1	6	3/5	1/1
Indianapolis Colts	24	4:35	2	1	1	4	1/2	0/0

Tennessee Titans continued.

2-6-TEN 46	(15:00) D.Henry left end to IND 49 for 5 yards (D.Leonard).	
3-1-IND 49	(14:28) (No Huddle) D.Henry right guard to IND 46 for 3 yards (E.Speed).	R15
<u>1-10-IND 46</u>	(13:51) R.Tannehill pass incomplete deep left to M.Johnson.	
2-10-IND 46	(13:44) (Shotgun) R.Tannehill pass short left to N.Westbrook-Ikhine pushed ob at IND 35 for 11 yards (X.Rhodes).	P16
<u>1-10-IND 35</u>	(13:10) (Shotgun) A.Brown pass incomplete short right.	
2-10-IND 35	(13:03) D.Henry left end to IND 32 for 3 yards (D.Buckner).	
3-7-IND 32	(12:23) (Shotgun) R.Tannehill pass short right to A.Brown pushed ob at IND 22 for 10 yards (K.Moore). PENALTY on TEN-R.Saffold, Offensive Holding, 10 yards, enforced at IND 32 - No Play.	
3-17-IND 42	(11:57) (Shotgun) R.Tannehill pass short right to A.Brown to IND 28 for 14 yards (B.Okereke, K.Moore).	
4-3-IND 28	(11:20) R.Bullock 46 yard field goal is GOOD, Center-M.Cox, Holder-B.Kern.	

TEN 24 IND 24, 10 plays, 47 yards, 1 penalty, 5:06 drive, 3:45 elapsed
--

R.Bullock kicks 65 yards from TEN 35 to end zone, Touchback.

Indianapolis Colts at 11:15

1-10-IND 25	(11:15) C.Wentz pass incomplete deep left to A.Dulin.	
2-10-IND 25	(11:06) (Shotgun) C.Wentz pass incomplete short right to Z.Pascal.	
3-10-IND 25	(11:00) (Shotgun) C.Wentz pass short right to M.Pittman to IND 23 for -2 yards (C.Jackson; D.Cruikshank) [D.Long]. TEN-D.Cruikshank was injured during the play. PENALTY on TEN-J.Simmons, Unnecessary Roughness, 15 yards, enforced at IND 23.	X17
<u>1-10-IND 38</u>	(10:28) PENALTY on IND-J.Taylor, False Start, 5 yards, enforced at IND 38 - No Play.	
1-15-IND 33	(10:28) (Shotgun) C.Wentz pass short middle to Z.Pascal to IND 44 for 11 yards (M.Rice, D.Long).	
2-4-IND 44	(10:05) (No Huddle, Shotgun) C.Wentz pass short left to M.Pittman pushed ob at IND 47 for 3 yards (G.Mabin).	
3-1-IND 47	(9:31) C.Wentz up the middle to IND 48 for 1 yard (D.Autry).	R18
<u>1-10-IND 48</u>	(8:46) C.Wentz pass incomplete short left to T.Hilton (D.Long). IND-T.Hilton was injured during the play.	
2-10-IND 48	(8:39) (Shotgun) C.Wentz pass incomplete short left to Z.Pascal [J.Simmons].	
3-10-IND 48	(8:35) (Shotgun) C.Wentz sacked at IND 39 for -9 yards (sack split by D.Autry and D.Long). PENALTY on TEN-C.Jackson, Defensive Holding, 5 yards, enforced at IND 48 - No Play.	X19
<u>1-10-TEN 47</u>	(8:06) (Shotgun) J.Taylor right tackle to TEN 41 for 6 yards (K.Byard, A.Hooker).	
2-4-TEN 41	(7:26) (Shotgun) J.Taylor right guard to TEN 36 for 5 yards (N.Jones).	R20
<u>1-10-TEN 36</u>	(6:46) (Shotgun) J.Taylor right end to TEN 32 for 4 yards (H.Landry).	
2-6-TEN 32	(6:09) M.Mack left guard to TEN 31 for 1 yard (D.Long). PENALTY on IND-R.Kelly, Offensive Holding, 10 yards, enforced at TEN 32 - No Play.	
2-16-TEN 42	(5:44) (Shotgun) C.Wentz pass incomplete short middle to N.Hines (E.Molden).	
3-16-TEN 42	(5:39) (Shotgun) C.Wentz pass incomplete short left to A.Dulin.	
4-16-TEN 42	(5:35) R.Sanchez punts 35 yards to TEN 7, Center-L.Rhodes. C.Rogers pushed ob at TEN 26 for 19 yards (Z.Franklin).	

Tennessee Titans at 5:25

1-10-TEN 26	(5:25) (Shotgun) R.Tannehill pass short left to A.Brown ran ob at TEN 35 for 9 yards.	
2-1-TEN 35	(4:56) D.Henry left end to TEN 41 for 6 yards (G.Odum).	R17
<u>1-10-TEN 41</u>	(4:16) D.Henry right end to TEN 40 for -1 yards (A.Muhammad).	
2-11-TEN 40	(3:33) (Shotgun) R.Tannehill pass incomplete short left.	
3-11-TEN 40	(3:29) (Shotgun) R.Tannehill pass short left to J.McNichols pushed ob at 50 for 10 yards (B.Okereke).	
4-1-50	(3:22) D.Henry left end pushed ob at IND 49 for 1 yard (K.Moore).	R18
<u>1-10-IND 49</u>	(3:17) D.Henry up the middle to IND 41 for 8 yards (X.Rhodes, A.Sendejo). PENALTY on TEN-C.Rogers, Offensive Holding, 10 yards, enforced at IND 49 - No Play.	
1-20-TEN 41	(3:12) (Shotgun) R.Tannehill pass short left to J.McNichols to IND 49 for 10 yards (A.Sendejo, D.Leonard).	
2-10-IND 49	(2:27) R.Tannehill sacked at TEN 42 for -9 yards (K.Turay).	

Two-Minute Warning

3-19-TEN 42	(2:00) (Shotgun) R.Tannehill pass short right to J.McNichols to IND 45 for 13 yards (D.Leonard, B.Okereke). Timeout #1 by IND at 01:39.	
4-6-IND 45	(1:39) B.Kern punts 37 yards to IND 8, Center-M.Cox, fair catch by N.Hines.	

Indianapolis Colts at 1:33

Tennessee Titans vs Indianapolis Colts at Lucas Oil Stadium

1-10-IND 8 (1:33) (Shotgun) C.Wentz pass short middle INTERCEPTED by E.Molden [B.Dupree] at IND 2. E.Molden for 2 yards, TOUCHDOWN.

Tennessee Titans at 1:26

R.Bullock extra point is GOOD, Center-M.Cox, Holder-B.Kern.

TEN 31 IND 24, 0 plays, 2 yards, 0:00 drive , 13:34 elapsed

R.Bullock kicks 65 yards from TEN 35 to end zone, Touchback.

Indianapolis Colts at 1:26

1-10-IND 25 (1:26) (Shotgun) C.Wentz pass short middle to Z.Pascal to IND 34 for 9 yards (C.Jackson).

2-1-IND 34 (1:08) (No Huddle, Shotgun) C.Wentz pass incomplete short right to M.Pittman (J.Jenkins).

PENALTY on IND-B.Smith, Illegal Formation, 5 yards, enforced at IND 34 - No Play.

2-6-IND 29 (1:02) (Shotgun) C.Wentz pass incomplete deep middle to A.Dulin.

3-6-IND 29 (:56) (Shotgun) C.Wentz pass short left to M.Pittman to IND 37 for 8 yards (B.Borders).

PENALTY on IND-C.Reed, Illegal Use of Hands, 10 yards, enforced at IND 29 - No Play.

3-16-IND 19 (:51) (Shotgun) C.Wentz pass deep middle to M.Pittman to TEN 43 for 38 yards (A.Hooker; B.Borders).

P21

Timeout #2 by IND at 00:37.

1-10-TEN 43 (:37) (Shotgun) C.Wentz pass incomplete short right to M.Alie-Cox.

2-10-TEN 43 (:32) (Shotgun) C.Wentz pass incomplete deep right to A.Dulin.

PENALTY on TEN-K.Byard, Defensive Pass Interference, 42 yards, enforced at TEN 43 - No Play.

X22

Timeout #1 by TEN at 00:25.

1-1-TEN 1 (:25) Direct snap to N.Hines. J.Taylor right end for 1 yard, TOUCHDOWN.

R23

M.Badgley extra point is GOOD, Center-L.Rhodes, Holder-R.Sanchez.

TEN 31 IND 31, 5 plays, 75 yards, 1 penalty, 1:04 drive, 14:38 elapsed

R.Sanchez kicks 65 yards from IND 35 to end zone, Touchback.

Tennessee Titans at 0:22

1-10-TEN 25 (:22) (Shotgun) R.Tannehill sacked at TEN 17 for -8 yards (D.Buckner). TEN-R.Tannehill was injured during the play.

Timeout #2 by TEN at 00:09.

2-18-TEN 17 (:09) L.Woodside kneels to TEN 16 for -1 yards.

END OF QUARTER

	Score	Time Poss	First Downs				Efficiencies	
			R	P	X	T	3 Down	4 Down
Tennessee Titans	31	7:59	3	1	0	4	1/4	1/1
Indianapolis Colts	31	7:01	3	1	3	7	2/4	0/0

Overtime

10/31/2021

Play By Play

IND wins toss, elects to Receive, and TEN elects to defend the North goal.

R.Bullock kicks 66 yards from TEN 35 to IND -1. A.Dulin to IND 30 for 31 yards (M.Johnson, Jo.Jones).

Indianapolis Colts at 10:00, (1st play from scrimmage 9:54)

- 1-10-IND 30 (9:54) J.Taylor left guard to IND 34 for 4 yards (D.Long, D.Autry).
- 2-6-IND 34 (9:13) C.Wentz pass incomplete short left to J.Taylor (M.Rice) [D.Long].
- 3-6-IND 34 (9:06) (Shotgun) C.Wentz pass incomplete deep middle to Z.Pascal (C.Jackson).
- 4-6-IND 34 (9:01) R.Sanchez punts 38 yards to TEN 28, Center-L.Rhodes, out of bounds.

Tennessee Titans at 8:55

- 1-10-TEN 28 (8:55) R.Tannehill pass incomplete short left to A.Brown.
- 2-10-TEN 28 (8:50) D.Henry right guard to TEN 25 for -3 yards (G.Stewart).
- 3-13-TEN 25 (8:14) (Shotgun) R.Tannehill pass short left to A.Brown to TEN 36 for 11 yards (X.Rhodes).
- 4-2-TEN 36 (7:33) B.Kern punts 49 yards to IND 15, Center-M.Cox, out of bounds.

Indianapolis Colts at 7:27

- 1-10-IND 15 (7:27) C.Wentz pass incomplete short right to A.Dulin.
- 2-10-IND 15 (7:22) (Shotgun) C.Wentz pass short left to M.Pittman to IND 23 for 8 yards (C.Jackson, D.Long).
- 3-2-IND 23 (6:41) (Shotgun) C.Wentz right end to IND 27 for 4 yards (M.Rice).
- 1-10-IND 27 (5:56) C.Wentz pass deep left intended for M.Pittman INTERCEPTED by K.Byard at IND 46. K.Byard to IND 32 for 14 yards (M.Alie-Cox).

R24

Tennessee Titans at 5:48

- 1-10-IND 32 (5:48) D.Henry up the middle to IND 27 for 5 yards (K.Paye).
PENALTY on TEN-A.Brown, Illegal Block Above the Waist, 10 yards, enforced at IND 32 - No Play.
- 1-20-IND 42 (5:23) R.Tannehill pass incomplete short right to N.Westbrook-Ikhine.
- 2-20-IND 42 (5:20) (Shotgun) R.Tannehill pass short middle to A.Brown to IND 29 for 13 yards (A.Sendejo).
Timeout #1 by TEN at 04:45.
- 3-7-IND 29 (4:45) D.Henry left end to IND 27 for 2 yards (B.Okereke).
Timeout #1 by IND at 04:08.
- 4-5-IND 27 (4:08) R.Bullock 44 yard field goal is GOOD, Center-M.Cox, Holder-B.Kern.

TEN 34 IND 31, 4 plays, 5 yards, 1:45 drive, 5:57 elapsed

END OF QUARTER

	Score	Time Poss	First Downs				Efficiencies	
			R	P	X	T	3 Down	4 Down
Tennessee Titans	34	3:13	0	0	0	0	0/2	0/0
Indianapolis Colts	31	2:44	1	0	0	1	1/2	0/0

Miscellaneous Statistics Report

Tennessee Titans vs Indianapolis Colts
10/31/2021 at Lucas Oil Stadium

Ten Longest Plays for Tennessee Titans

Yards	Qtr	Play Start	Play Description
57	2	1-10-TEN 43	(4:24) R.Tannehill pass short right to A.Brown for 57 yards, TOUCHDOWN.
14	2	1-10-TEN 22	(8:15) R.Tannehill pass short right to M.Pruitt pushed ob at TEN 36 for 14 yards (G.Odum). Penalty on IND-E.Speed, Defensive Holding, declined.
14	4	3-17-IND 42	(11:57) (Shotgun) R.Tannehill pass short right to A.Brown to IND 28 for 14 yards (B.Okereke, K.Moore).
13	2	3-1-IND 26	(13:51) (Shotgun) R.Tannehill left end pushed ob at IND 13 for 13 yards (A.Sendejo).
13	3	3-3-TEN 32	(13:52) (Shotgun) R.Tannehill pass short middle to A.Brown to TEN 45 for 13 yards (K.Moore).
13	3	4-2-IND 47	(11:36) (Shotgun) R.Tannehill right end pushed ob at IND 34 for 13 yards (G.Odum).
13	4	3-19-TEN 42	(2:00) (Shotgun) R.Tannehill pass short right to J.McNichols to IND 45 for 13 yards (D.Leonard, B.Okereke).
13	5	2-20-IND 42	(5:20) (Shotgun) R.Tannehill pass short middle to A.Brown to IND 29 for 13 yards (A.Sendejo).
11	3	1-10-IND 22	(9:39) R.Tannehill pass short left to A.Brown pushed ob at IND 11 for 11 yards (K.Moore).
11	4	2-10-IND 46	(13:44) (Shotgun) R.Tannehill pass short left to N.Westbrook-Ikhine pushed ob at IND 35 for 11 yards (X.Rhodes).

Ten Longest Plays for Indianapolis Colts

Yards	Qtr	Play Start	Play Description
38	4	3-16-IND 19	(:51) (Shotgun) C.Wentz pass deep middle to M.Pittman to TEN 43 for 38 yards (A.Hooker; B.Borders).
37	1	1-10-IND 18	(14:56) (Shotgun) C.Wentz pass short right to J.Taylor to TEN 45 for 37 yards (E.Molden).
13	4	3-10-IND 25	(11:00) (Shotgun) C.Wentz pass short right to M.Pittman to IND 23 for -2 yards (C.Jackson; D.Cruikshank) [D.Long]. TEN-
12	1	3-7-TEN 14	(10:07) (Shotgun) J.Taylor left guard to TEN 2 for 12 yards (L.Murchison).
12	2	3-8-IND 42	(1:32) (Shotgun) C.Wentz pass short middle to M.Pittman to TEN 46 for 12 yards (J.Jenkins) [B.Dupree].
11	1	1-10-IND 32	(6:03) J.Taylor right end to IND 43 for 11 yards (J.Jenkins, M.Rice).
11	4	1-15-IND 33	(10:28) (Shotgun) C.Wentz pass short middle to Z.Pascal to IND 44 for 11 yards (M.Rice, D.Long).
10	1	2-10-IND 43	(4:39) (Shotgun) C.Wentz pass short left to T.Hilton to TEN 47 for 10 yards (G.Mabin).
9	2	2-11-IND 24	(3:08) (Shotgun) C.Wentz pass short left to Z.Pascal to IND 33 for 9 yards (G.Mabin).
9	3	1-10-IND 25	(7:42) (Shotgun) C.Wentz pass short right to N.Hines to IND 34 for 9 yards (K.Byard, M.Rice). TEN-D.Autry was injured

Touchdown Scoring Information

		Offense	Defense	Special Teams
VISITOR	Tennessee Titans	3	1	0
HOME	Indianapolis Colts	4	0	0

Player Scoring Information

Club	Player	TD	Rush TD	Rec TD	KO TD	Punt TD	Int TD	Fum TD	Misc TD	FG	XP	2Pt Rush	2Pt Rec	Sfty	Points
TEN	R.Bullock	0	0	0	0	0	0	0	0	2	4	0	0	0	10
TEN	A.Brown	0	0	1	0	0	0	0	0	0	0	0	0	0	6
TEN	G.Swaim	0	0	1	0	0	0	0	0	0	0	0	0	0	6
TEN	N.Westbrook-Ikhine	0	0	1	0	0	0	0	0	0	0	0	0	0	6
TEN	E.Molden	0	0	0	0	0	1	0	0	0	0	0	0	0	6
IND	M.Pittman	0	0	2	0	0	0	0	0	0	0	0	0	0	12
IND	M.Badgley	0	0	0	0	0	0	0	0	1	4	0	0	0	7
IND	J.Taylor	0	1	0	0	0	0	0	0	0	0	0	0	0	6
IND	J.Doyle	0	0	1	0	0	0	0	0	0	0	0	0	0	6

Possession Detail

	First Half		Second Half		Game	
	Visitor	Home	Visitor	Home	Visitor	Home
Largest Lead	0	14	7	3	7	14
Drives Leading	0	3	1	0	1	3
Time of Possession Leading	0:00	6:06	1:46	0:00	1:46	6:06
Largest Deficit	-14	0	-3	-7	-14	-7
Drives Trailing	5	0	2	4	7	4
Time of Possession Trailing	13:22	0:00	12:24	5:46	25:46	5:46
Times Score Tied Up		1		2		3
Lead Changes		2		4		6

B Kern	P	10	32%	M Badgley	K	5	16%
M Cox	LS	10	32%	M Pryor	T	5	16%
C Levin	C	6	19%	D Pinter	G	5	16%

2021 TENNESSEE TITANS REGULAR SEASON STATISTICS

GAME PREVIEW

TEAM NOTES

PLAYER NOTES

MEDIA

STATISTICS

ROSTERS

Won 6, Lost 2

Date	W-L	Score	OT	Opponent	Attendance
09/12	L	13-38		Arizona	67,216
09/19	W	33-30	OT	at Seattle	68,585
09/26	W	25-16		Indianapolis	67,914
10/03	L	24-27	OT	at N.Y. Jets	70,232
10/10	W	37-19		at Jacksonville	58,282
10/18	W	34-31		Buffalo	69,419
10/24	W	27-3		Kansas City	69,484
10/31	W	34-31	OT	at Indianapolis	59,175
11/07				at L.A. Rams	
11/14				New Orleans	
11/21				Houston	
11/28				at New England	
12/12				Jacksonville	
12/19				at Pittsburgh	
12/23				San Francisco	
01/02				Miami	
01/09				at Houston	

Statistic	Tenn.	Opp.
Total First Downs	185	172
Rushing	69	48
Passing	98	102
Penalty	18	22
3rd Down: Made/Att	47/109	41/101
3rd Down Pct.	43.1	40.6
4th Down: Made/Att	8/12	7/12
4th Down Pct.	66.7	58.3
Possession Avg.	32:49	27:11
Total Net Yards	3017	2945
Avg. Per Game	377.1	368.1
Total Plays	549	515
Avg. Per Play	5.5	5.7
Net Yards Rushing	1181	806
Avg. Per Game	147.6	100.8
Total Rushes	260	181
Net Yards Passing	1836	2139
Avg. Per Game	229.5	267.4
Sacked/Yards Lost	24/177	18/129
Gross Yards	2013	2268
Att./Completions	265/174	316/199
Completion Pct.	65.7	63.0
Had Intercepted	7	7
Punts/Average	23/45.0	29/47.4
Net Punting Avg.	23/40.2	29/40.5
Penalties/Yards	55/551	58/535
Fumbles/Ball Lost	6/4	12/4
Touchdowns	26	23
Rushing	13	8
Passing	11	15
Returns	2	0

Score By Periods	Q1	Q2	Q3	Q4	OT	PTS
Team	34	86	35	66	6	227
Opponents	36	79	41	36	3	195

Scoring	TD	Rush	Rec	Ret	K-PAT	FG	S	PTS
Bullock	0	0	0	0	21/22	15/17	0	66
Henry	10	10	0	0			0	62
A.J. Brown	3	0	3	0			0	18
Tannehill	3	3	0	0			0	18
Pruitt	2	0	2	0			0	14
Westbrook-Ikhine	2	0	2	0			0	12
Batson	1	0	1	0			0	6
Byard	1	0	0	1			0	6
McNichols	1	0	1	0			0	6
Molden	1	0	0	1			0	6
Rogers	1	0	1	0			0	6
Swaim	1	0	1	0			0	6
Badgley	0	0	0	0	1/2	0/1	0	1
Team	26	13	11	2	22/24	15/18	0	227
Opponents	23	8	15	0	19/21	12/16	0	195

Rushing	No.	Yds	Avg	Long	TD
Henry	219	937	4.3	76t	10
Tannehill	23	165	7.2	28	3
McNichols	7	38	5.4	11	0
Batson	2	15	7.5	11	0
Rogers	1	9	9.0	9	0
D. Evans	2	7	3.5	5	0
M. Johnson	1	5	5.0	5	0
Sargent	2	4	2.0	2	0
A.J. Brown	1	3	3.0	3	0
Woodside	2	-2	-1.0	-1	0
Team	260	1181	4.5	76t	13
Opponents	181	806	4.5	58	8

Receiving	No.	Yds	Avg	Long	TD
A.J. Brown	35	509	14.5	57t	3
McNichols	21	203	9.7	27	1
Henry	18	154	8.6	16	0
Ju. Jones	17	301	17.7	51	0
Rogers	14	186	13.3	39	1
Westbrook-Ikhine	14	141	10.1	18t	2
Firkser	12	103	8.6	14	0
Swaim	11	76	6.9	26	1
Pruitt	10	127	12.7	22	2
J. Reynolds	10	90	9.0	12	0
M. Johnson	4	60	15.0	22	0
Hudson	3	31	10.3	14	0
Batson	2	15	7.5	13	1
D. Evans	2	11	5.5	6	0
Hooker	1	6	6.0	6	0
Team	174	2013	11.6	57t	11
Opponents	199	2268	11.4	68t	15

Interceptions	No.	Yds	Avg	Long	TD
Byard	4	42	10.5	16	0
Fulton	1	13	13.0	13	0
Molden	1	2	2.0	2t	1
R. Evans	1	0	0.0	0	0
Team	7	57	8.1	16	1
Opponents	7	94	13.4	32	0

Punting	No.	Yds	Avg	Net	TB	In	Lg	B
Kern	12	569	47.4	43.2	0	5	59	0
Townsend	11	465	42.3	37.0	1	2	63	0
Team	23	1034	45.0	40.2	1	7	63	0
Opponents	29	1376	47.4	40.5	3	10	66	0

Punt Returns	Ret	FC	Yds	Avg	Long	TD
Rogers	12	9	141	11.8	22	0
C. Jackson	0	0	0	---	0	0
Kinsey	0	1	0	---	---	0
Team	12	10	141	11.8	22	0
Opponents	8	7	89	11.1	18	0

Kickoff Returns	No.	Yds	Avg	Long	TD
Rogers	7	114	16.3	19	0
Batson	5	80	16.0	20	0
M. Johnson	2	52	26.0	31	0
McNichols	2	31	15.5	16	0
D. Evans	1	17	17.0	17	0
Team	17	294	17.3	31	0
Opponents	20	404	20.2	31	0

Field Goals	1-19	20-29	30-39	40-49	50+
Bullock	0/0	1/1	8/8	5/7	1/1
Badgley	0/0	0/0	0/0	0/1	0/0
Team	0/0	1/1	8/8	5/8	1/1
Opponents	0/0	6/6	3/3	2/3	1/4

Bullock: () (33G,30G,24G,44N,36G) (32G) (44G,46G, 36G,49N) (34G) (43G,38G) (34G,51G) (46G,44G)
 TM: (46N) (33G,30G,24G,44N,36G) (32G) (44G,46G,36G,49N) (34G) (43G,38G) (34G,51G) (46G,44G)
 OPP: (34G,43N) (31G) (43G,28G,24G,51N) (27G,22G) (53N) (24G,28G,52G) (42G,57N) (34G)

2-Pt Conv: Henry, Pruitt, **TM 2-2; OP 1-2**

Sacks: Landry 8.5, Autry 3.5, Adeniyi 2.5, Simmons 2.5, Dupree 1, TM 18, OPP 24 **FUM/Lost:** Tannehill 3/3, Brewer 1/0, Henry 1/0, Westbrook-Ikhine 1/1

Passing	Att	Cmp	Yds	Cmp%	Yds/Att	TD	TD%	Int	Int%	Long	Sack/Lost	Rating
Tannehill	262	172	2002	65.6	7.64	10	3.8	7	2.7	57t	24/177	90.2
A.J. Brown	1	0	0	0.0	0.00	0	0.0	0	0.0	---	0/0	39.6
M. Farley	1	1	6	100.0	6.00	0	0.0	0	0.0	6	0/0	91.7
Henry	1	1	5	100.0	5.00	1	100.0	0	0.0	5t	0/0	127.1
Team	265	174	2013	65.7	7.60	11	4.2	7	2.6	57t	24/177	91.3
Opponents	316	199	2268	63.0	7.18	15	4.7	7	2.2	68t	18/129	91.1

TITANS DOMINATE RAMS IN 28-16 WIN ON SUNDAY NIGHT FOOTBALL

**BY JIM WYATT
TENNESSEE TITANS
NOVEMBER 8, 2021**

INGLEWOOD, Calif. – No Derrick Henry.

Two starting offensive linemen out.

A decided underdog against a team with the best record in the NFL.

Sounds like a perfect setup for a Hollywood script-like win for the Tennessee Titans, huh?

And that's exactly what America and Titans fans were treated to here before 71,785 fans at SoFi Stadium on Sunday Night Football.

The Titans traveled to the West Coast and got In-N-Out with a big, 28-16 win over the Los Angeles Rams.

"It's great to get a win," Titans safety Kevin Byard said after the game. "We obviously understood the situation with Derrick (being out) and all of that, but we're just a resilient bunch. ... We pretty much did whatever we needed to do to get a W, and we talked about that in the locker room. The only stats that matter are '7-2.' Power rankings, and all that stuff, don't matter."

Yes, the win improved Tennessee's record to 7-2, and it gave the team its fifth straight win, the last four against playoff teams from 2020. The Rams, meanwhile, dropped to 7-2.

"I feel like K.B. said it best in the locker room," Titans outside linebacker Harold Landry said of Byard. "He was like: We are not out to prove people wrong, but to prove ourselves right. We know how talented we are in that locker room, and the group of guys that we have, man. We just go to work every day and play our ass off week in and week out, and we know that stuff like that can happen."

Running back Adrian Peterson started at running back in place of Henry, who was injured in last Sunday's game at Indianapolis. The Titans played without starting left tackle Taylor Lewan and starting right guard Nate Davis.

Peterson scored a touchdown in his Titans debut, a clinching one-yard run with 3:00 left. He finished the game with 21 rushing yards on 10 carries on a night when the Titans ran for 69 yards and quarterback Ryan Tannehill passed for 143.

But this night belonged to the defense, as they tallied five sacks and also scored a touchdown on a Pick-Six.

"We knew that a lot of people were doubting us," said Titans defensive lineman Jeffery Simmons, who had three sacks himself. "But one thing I was saying on the sideline: Defense wins championships. ... We played a complete game on defense. We have a tough team, and we're going to fight to the end all four quarters. I couldn't be more proud than to be on this team."

The Titans started out like gangbusters on the defensive side of the football, and they finished the game with the season-high five sacks while slowing down the high-powered Rams offense all night, holding them to field goals in three drives when they reached Tennessee territory.

The Rams took a 3-0 lead early, before the Titans surged.

With the Rams backed up near their own end zone early in the second quarter, Simmons forced Rams quarterback Matthew Stafford into a bad throw from his own end zone, and it was intercepted by Titans linebacker David Long Jr and returned to the two-yard line.

On the next play, Tannehill connected with tight end Geoff Swaim for a two-yard touchdown to give the Titans a 7-3 lead.

When the Rams got the ball back, Byard intercepted Stafford and returned it 24 yards for a touchdown to give the Titans a 14-3 lead.

The Titans pressured Stafford right out of the gate, as defensive linemen Denico Autry and Simmons each recorded sacks on the opening possession. The Titans recorded four sacks in the first half – three by Simmons and one by Autry. Later, Landry and Autry combined for another sack.

The Titans didn't let up, and their lead ballooned to 21-3 when Tannehill scored on a one-yard touchdown run on a fourth-and-goal from the one-yard line with 2:04 left before the half. The score capped a 14-play, 64-yard drive that took 7:39 off the clock, and it left the crowd at SoFi Stadium stunned.

The Titans led 21-3 at the half.

The Rams cut the lead to 21-6 midway through the third quarter after a nice defensive stand for the Titans, who forced Los Angeles to kick a 22-yard field goal after they had a first-and-goal at the Tennessee 4. The Rams cut it to 21-9 on another field goal by kicker Matt Gay, this one from 54 yards out, on the first play of the fourth quarter.

But Peterson's run, which capped a seven-play, 59-yard drive, sealed it.

The Rams got a late touchdown pass from Stafford to running back Sony Michel with 24 seconds left to account for the final score.

"We're a resilient group," Tannehill said. "We believe in each other, and we're going to fight and we're going to try and find a way to win. Hat's off to the defense, and we found a way to win. I'm proud of the way our guys came out and battled."

The Titans return to action next Sunday against the Saints at Nissan Stadium.

Titans coach Mike Vrabel appreciates the improvement from his team, and he doesn't want to see them let up.

"Success leads to confidence," Vrabel said. "Going out there and being able to view it, and continue to improve, that's the message. We are better now than what we were at the start of the season, and that's the most important thing in the National Football League is that you find way to continue to prove, and obviously you have to find ways to win.

"Along the way you have to find ways to get better, because if you don't you'll find yourself on the outside looking in. Because there's a lot of teams that are going to continue to improve, and we have to be one of those."

###

National Football League Game Summary

NFL Copyright © 2021 by The National Football League. All rights reserved. This summary and play-by-play is for the express purpose of assisting media in their coverage of the game; any other use of this material is prohibited without the written permission of the National Football League.

Date: Sunday, 11/7/2021

Tennessee Titans at Los Angeles Rams
at SoFi Stadium, Inglewood, CA

Start Time: 5:22 PM PST

Game Day Weather

Game Weather: Cloudy

Temp: 59° F (15.0° C) Humidity: 80%, Wind: WSW 6 mph

Played Open Stadium on Turf: Matrix Turf

Outdoor Weather: Cloudy,

Officials

Referee: Rogers, Brad (126)
Line Judge: Eaton, Thomas (70)
Back Judge: Steed, Greg (12)

Umpire: Paganelli, Carl (124)
Field Judge: Santi, Aaron (50)
Replay Official: Brown, Kevin (0)

Down Judge: Payne, Kent (79)
Side Judge: Pender, Dominique (114)

Lineups

Tennessee Titans			Los Angeles Rams				
Offense		Defense	Offense		Defense		
WR 2	J.Jones	DE 96	D.Autry	WR 10	C.Kupp	DE 94	A.Robinson
TE 85	M.Pruitt	NT 93	T.Tart	WR 12	V.Jefferson	NT 91	G.Gaines
LT 68	B.Hart	DT 98	J.Simmons	LT 77	A.Whitworth	DT 99	A.Donald
LG 76	R.Saffold	LB 55	J.Brown	LG 73	D.Edwards	OLB 52	T.Lewis
C 60	B.Jones	ILB 51	D.Long	C 55	B.Allen	OLB 54	L.Floyd
RG 62	A.Brewer	OLB 58	H.Landry	RG 63	A.Corbett	ILB 51	T.Reeder
RT 72	D.Quessenberry	CB 20	J.Jenkins	RT 79	R.Havenstein	ILB 50	E.Jones
TE 87	G.Swaim	CB 24	E.Molden	TE 89	T.Higbee	LCB 31	R.Rochell
WR 11	A.Brown	CB 35	C.Jackson	WR 2	R.Woods	RCB 5	J.Ramsey
QB 17	R.Tannehill	S 31	K.Byard	QB 9	M.Stafford	SS 4	J.Fuller
RB 8	A.Peterson	S 37	A.Hooker	RB 27	D.Henderson	FS 24	T.Rapp

Substitutions

QB 5 L.Woodside, P 6 B.Kern, K 14 R.Bullock, WR 15 N.Westbrook-Ikhine, S 21 M.Farley, CB 23 C.Jones, RB 28 J.McNichols, DB 29 D.Cruikshank, S 33 B.Breeze, CB 39 B.Borders, LB 42 Jo.Jones, RB 45 D.Foreman, LS 46 M.Cox, OLB 48 B.Dupree, LB 49 N.Dzubnar, LB 53 D.Cole, LB 56 M.Rice, C/G 61 C.Levin, OL 75 D.Radunz, WR 80 C.Rogers, TE 86 A.Firkser, WR 88 M.Johnson, DT 90 N.Jones, DL 91 L.Murchison, OLB 92 O.Adeniyi

Substitutions

P 6 J.Hekker, K 8 M.Gay, CB 11 D.Williams, WR 17 J.Koski, WR 18 B.Skowronek, CB 21 D.Deayon, CB 22 D.Long, S 23 J.Hughes, RB 25 S.Michel, S 26 T.Burgess, S 33 N.Scott, RB 38 B.Howell, DB 39 A.Brooks, LS 42 M.Orzech, LB 44 J.Jones, OLB 45 O.Okoronkwo, LB 56 C.Rozeboom, OL 65 C.Shelton, OL 70 J.Noteboom, TE 86 K.Blanton, TE 87 J.Harris, DT 93 M.Copeland, DL 95 B.Brown, DL 96 M.Hoecht

Did Not Play

T 77 T.Lewan

Did Not Play

QB 13 J.Wolford, OL 71 B.Evans

Not Active

WR 18 J.Reynolds, CB 30 G.Mabin, FB 44 T.Carter, LB 54 R.Evans, G 64 N.Davis, T 71 K.Lamm, DE 94 A.Bledsoe

Not Active

QB 16 B.Perkins, OLB 40 V.Miller, OLB 48 C.Garrett, OL 68 A.Jackson, OL 72 T.Anchrum, TE 88 B.Hopkins

Field Goals (made () & missed)

		M.Gay	(34)	(22)	(54)	OT	Total
VISITOR:	Tennessee Titans	1	2	3	4	0	28
HOME:	Los Angeles Rams	0	21	0	7	0	28
		3	0	3	10	0	16

Scoring Plays

Team	Qtr	Time	Play Description (Extra Point) (Drive Info)	Visitor	Home
Rams	1	3:46	M.Gay 34 yd. Field Goal (10-49, 4:47)	0	3
Titans	2	12:21	G.Swaim 2 yd. pass from R.Tannehill (R.Bullock kick) (1-2, 0:04)	7	3
Titans	2	12:10	K.Byard 24 yd. interception return (R.Bullock kick)	14	3
Titans	2	2:10	R.Tannehill 1 yd. run (R.Bullock kick) (14-64, 7:39)	21	3
Rams	3	8:15	M.Gay 22 yd. Field Goal (11-84, 4:15)	21	6
Rams	4	14:55	M.Gay 54 yd. Field Goal (11-35, 5:39)	21	9
Titans	4	3:00	A.Peterson 1 yd. run (R.Bullock kick) (7-59, 3:39)	28	9
Rams	4	0:24	S.Michel 3 yd. pass from M.Stafford (M.Gay kick) (14-75, 2:36)	28	16

Paid Attendance: 71,785

Time: 3:08

Final Team Statistics

	Visitor Titans	Home Rams
TOTAL FIRST DOWNS	16	22
By Rushing	4	5
By Passing	9	16
By Penalty	3	1
THIRD DOWN EFFICIENCY	4-12-33.3%	4-15-26.7%
FOURTH DOWN EFFICIENCY	2-2-100.0%	2-3-66.7%
TOTAL NET YARDS	194	347
Total Offensive Plays (inc. times thrown passing)	56	74
Average gain per offensive play	3.5	4.7
NET YARDS RUSHING	69	94
Total Rushing Plays	26	21
Average gain per rushing play	2.7	4.5
Tackles for a loss-number and yards	2-10	0-0
NET YARDS PASSING	125	253
Times thrown - yards lost attempting to pass	3-18	5-41
Gross yards passing	143	294
PASS ATTEMPTS-COMPLETIONS-HAD INTERCEPTED	27-19-1	48-31-2
Avg gain per pass play (inc.# thrown passing)	4.2	4.8
KICKOFFS Number-In End Zone-Touchbacks	5-3-3	5-4-2
PUNTS Number and Average	5-43.4	4-49.8
Had Blocked	0	0
FGs - PATs Had Blocked	0-0	0-0
Net Punting Average	42.0	42.0
TOTAL RETURN YARDAGE (Not Including Kickoffs)	41	13
No. and Yards Punt Returns	1-11	1-7
No. and Yards Kickoff Returns	2-50	2-34
No. and Yards Interception Returns	2-30	1-6
PENALTIES Number and Yards	4-19	12-115
FUMBLES Number and Lost	0-0	0-0
TOUCHDOWNS	4	1
Rushing	2	0
Passing	1	1
Interceptions	1	0
EXTRA POINTS Made-Attempts	4-4	1-1
Kicking Made-Attempts	4-4	1-1
FIELD GOALS Made-Attempts	0-0	3-3
RED ZONE EFFICIENCY	3-3-100%	1-3-33%
GOAL TO GO EFFICIENCY	3-3-100%	1-2-50%
SAFETIES	0	0
FINAL SCORE	28	16
TIME OF POSSESSION	27:39	32:21

Ball Possession And Drive Chart

Tennessee Titans

#	Time Recd	Time Lost	Time Poss	How Ball Obtained	Drive Began	# Play	Yds Gain	Yds Pen	Net Yds	1st Down	Last Scrm	How Given Up
1	10:27	8:33	1:54	Punt	TEN 20	4	19	0	19	1	TEN 39	Interception
2	3:46	1:44	2:02	Kickoff	TEN 25	3	5	0	5	0	TEN 30	Punt
3	0:15	14:03	1:12	Punt	TEN 35	3	4	0	4	0	TEN 39	Punt
4	12:25	12:21	0:04	Interception	LA 2	1	2	0	2	1	* LA 2	Touchdown
5	9:49	2:10	7:39	Punt	TEN 36	14	44	20	64	5	* LA 1	Touchdown
6	1:14	0:00	1:14	Punt	TEN 28	6	20	0	20	1	TEN 39	End of Half
7	15:00	12:30	2:30	Kickoff	TEN 25	6	28	0	28	2	LA 47	Punt
8	8:15	5:34	2:41	Kickoff	TEN 20	3	14	-5	9	0	TEN 29	Punt
9	14:55	10:35	4:20	Kickoff	TEN 23	8	30	-5	25	2	TEN 48	Punt
10	6:39	3:00	3:39	Downs	TEN 41	7	29	30	59	4	* LA 1	Touchdown
11	0:24	0:00	0:24	Kickoff	LA 49	1	-1	0	-1	0	LA 49	End of Game

(402) Average TEN 37

Los Angeles Rams

#	Time Recd	Time Lost	Time Poss	How Ball Obtained	Drive Began	# Play	Yds Gain	Yds Pen	Net Yds	1st Down	Last Scrm	How Given Up
1	15:00	10:27	4:33	Kickoff	LA 25	7	18	0	18	2	LA 43	Punt
2	8:33	3:46	4:47	Interception	LA 35	10	49	0	49	3	* TEN 16	Field Goal
3	1:44	0:15	1:29	Punt	LA 29	4	5	-10	-5	0	LA 24	Punt
4	14:03	12:25	1:38	Punt	LA 4	3	9	-3	6	0	LA 10	Interception
5	12:21	12:10	0:11	Kickoff	LA 21	1	0	0	0	0	LA 21	Interception
6	12:10	9:49	2:21	Kickoff	LA 13	4	6	0	6	1	LA 19	Punt
7	2:10	1:14	0:56	Kickoff	LA 20	4	7	0	7	1	LA 27	Punt
8	12:30	8:15	4:15	Punt	LA 12	11	89	-5	84	4	* TEN 4	Field Goal
9	5:34	14:55	5:39	Punt	LA 29	11	35	0	35	2	TEN 36	Field Goal
10	10:35	6:39	3:56	Punt	LA 17	8	53	-10	43	2	TEN 40	Downs
11	3:00	0:24	2:36	Kickoff	LA 25	14	76	-1	75	7	* TEN 3	Touchdown

(230) Average LA 21

* inside opponent's 20

Time of Possession by Quarter		1st	2nd	3rd	4th	OT	Total
Visitor	Tennessee Titans	4:11	9:54	5:11	8:23		27:39
Home	Los Angeles Rams	10:49	5:06	9:49	6:37		32:21
Kickoff Drive No.-Start Average		Titans: 4 - TEN 23			Rams: 5 - LA 21		

Final Defensive Statistics

Tennessee Titans	Regular Defensive Plays											Special Teams					Misc				
	TKL	AST	COMB	SK	/ YDS	TFL	QH	IN	PD	FF	FR	TKL	AST	FF	FR	BL	TKL	AST	FF	FR	
A.Hooker	8	4	12	0	0	0	0	0	0	0	0	0	0	0	0	0	0	0	0	0	0
E.Molden	6	2	8	0	0	0	0	0	0	0	0	0	0	0	0	0	0	0	0	0	0
J.Brown	7	0	7	0	0	0	0	0	0	0	0	0	0	0	0	0	0	0	0	0	0
C.Jackson	5	2	7	0	0	0	0	0	1	0	0	0	0	0	0	0	0	0	0	0	0
J.Simmons	3	3	6	3	26	3	4	0	0	0	0	0	0	0	0	0	0	0	0	0	0
D.Long	2	4	6	0	0	0	0	1	2	0	0	0	0	0	0	0	0	0	0	0	0
H.Landry	3	2	5	0.5	3	0	3	0	0	0	0	0	0	0	0	0	0	0	0	0	0
J.Jenkins	1	4	5	0	0	0	0	0	1	0	0	0	0	0	0	0	0	0	0	0	0
D.Autry	2	1	3	1.5	12	1	3	0	2	0	0	0	0	0	0	0	0	0	0	0	0
K.Byard	0	3	3	0	0	0	0	1	1	0	0	0	0	0	0	0	0	0	0	0	0
N.Jones	1	1	2	0	0	0	0	0	0	0	0	0	0	0	0	0	0	0	0	0	0
T.Tart	1	1	2	0	0	0	0	0	0	0	0	0	0	0	0	0	0	0	0	0	0
O.Adeniyi	1	0	1	0	0	0	0	0	0	0	0	1	0	0	0	0	0	0	0	0	0
C.Jones	1	0	1	0	0	0	0	0	0	0	0	0	0	0	0	0	0	0	0	0	0
L.Murchison	0	1	1	0	0	0	0	0	0	0	0	0	0	0	0	0	0	0	0	0	0
N.Dzubnar	0	1	1	0	0	0	0	0	0	0	0	0	0	0	0	0	0	0	0	0	0
B.Dupree	0	0	0	0	0	0	1	0	0	0	0	0	0	0	0	0	0	0	0	0	0
M.Rice	0	0	0	0	0	0	0	0	0	0	0	1	1	0	0	0	0	0	0	0	0
D.Cruikshank	0	0	0	0	0	0	0	0	0	0	0	0	1	0	0	0	0	0	0	0	0
A.Brown	0	0	0	0	0	0	0	0	0	0	0	0	0	0	0	0	1	0	0	0	0
Total	41	29	70	5	41	4	11	2	7	0	0	2	2	0	0	0	1	0	0	0	0

TKL = Tackle AST = Assist COMB = Combined QH=QB Hit IN = Interception PD = Pass Defense FF = Forced Fumble FR = Fumble Recovery

Los Angeles Rams	Regular Defensive Plays											Special Teams					Misc				
	TKL	AST	COMB	SK	/ YDS	TFL	QH	IN	PD	FF	FR	TKL	AST	FF	FR	BL	TKL	AST	FF	FR	
J.Fuller	3	4	7	0	0	0	0	0	1	0	0	0	0	0	0	0	0	0	0	0	0
A.Robinson	5	1	6	0	0	0	0	0	0	0	0	0	0	0	0	0	0	0	0	0	0
L.Floyd	3	2	5	1	5.5	0	3	0	0	0	0	0	0	0	0	0	0	0	0	0	0
T.Rapp	4	0	4	0	0	0	0	0	0	0	0	0	0	0	0	0	0	0	0	0	0
E.Jones	3	1	4	0	0	0	0	0	0	0	0	0	0	0	0	0	0	0	0	0	0
A.Donald	2	2	4	1	7	1	2	0	0	0	0	0	0	0	0	0	0	0	0	0	0
J.Ramsey	3	0	3	0	0	1	0	1	1	0	0	0	0	0	0	0	0	0	0	0	0
D.Williams	3	0	3	0	0	0	0	0	0	0	0	0	0	0	0	0	0	0	0	0	0
D.Deayon	3	0	3	0	0	1	0	0	0	0	0	0	0	0	0	0	0	0	0	0	0
G.Gaines	2	1	3	0.5	3	0	1	0	0	0	0	0	0	0	0	0	0	0	0	0	0
T.Reeder	2	0	2	0	0	0	0	0	1	0	0	0	0	0	0	0	0	0	0	0	0
R.Rochell	2	0	2	0	0	0	0	0	0	0	0	0	0	0	0	0	0	0	0	0	0
T.Lewis	2	0	2	0	0	0	0	0	0	0	0	0	0	0	0	0	0	0	0	0	0
O.Okoronkwo	1	1	2	0.5	2.5	1	2	0	0	0	0	0	0	0	0	0	0	0	0	0	0
M.Copeland	1	1	2	0	0	0	0	0	0	0	0	0	0	0	0	0	0	0	0	0	0
N.Scott	0	0	0	0	0	0	0	0	0	0	0	1	0	0	0	0	0	0	0	0	0
A.Brooks	0	0	0	0	0	0	0	0	0	0	0	1	0	0	0	0	0	0	0	0	0
J.Jones	0	0	0	0	0	0	0	0	0	0	0	1	0	0	0	0	0	0	0	0	0
A.Corbett	0	0	0	0	0	0	0	0	0	0	0	0	0	0	0	0	1	0	0	0	0
Total	39	13	52	3	18	4	8	1	3	0	0	3	0	0	0	0	1	0	0	0	0

Play By Play

First Quarter

11/7/2021

TEN wins the coin toss and elects to defer. LA elects to Receive, and TEN elects to defend the north goal.

R.Bullock kicks 65 yards from TEN 35 to end zone, Touchback.

Los Angeles Rams at 15:00

1-10-LA 25	(15:00) D.Henderson right tackle to LA 30 for 5 yards (J.Jenkins; K.Byard).	
2-5-LA 30	(14:38) (No Huddle, Shotgun) M.Stafford pass short left to C.Kupp pushed ob at LA 38 for 8 yards (C.Jackson).	P1
<u>1-10-LA 38</u>	(14:03) D.Henderson up the middle to LA 41 for 3 yards (J.Brown).	
2-7-LA 41	(13:22) M.Stafford pass short right to R.Woods to TEN 45 for 14 yards (J.Jenkins; K.Byard).	P2
<u>1-10-TEN 45</u>	(12:35) (No Huddle, Shotgun) M.Stafford sacked at LA 46 for -9 yards (D.Autry).	
2-19-LA 46	(11:49) (Shotgun) M.Stafford sacked at LA 39 for -7 yards (J.Simmons).	
3-26-LA 39	(11:05) (Shotgun) S.Michel right tackle to LA 43 for 4 yards (J.Simmons; D.Long).	
4-22-LA 43	(10:39) J.Hekker punts 57 yards to end zone, Center-M.Orzech, Touchback.	

Tennessee Titans at 10:27

1-10-TEN 20	(10:27) A.Peterson up the middle to TEN 23 for 3 yards (A.Donald, J.Fuller).	
2-7-TEN 23	(9:52) (Shotgun) R.Tannehill pass short right to A.Brown to TEN 38 for 15 yards (D.Williams).	P1
<u>1-10-TEN 38</u>	(9:15) A.Peterson up the middle to TEN 39 for 1 yard (A.Robinson).	
2-9-TEN 39	(8:39) R.Tannehill pass deep right intended for A.Brown INTERCEPTED by J.Ramsey at LA 44. J.Ramsey pushed ob at 50 for 6 yards (A.Brown). PENALTY on LA-J.Ramsey, Unnecessary Roughness, 15 yards, enforced at 50.	

Los Angeles Rams at 8:33

1-10-LA 35	(8:33) M.Stafford scrambles right end ran ob at LA 36 for 1 yard (E.Molden).	
2-9-LA 36	(7:57) (Shotgun) M.Stafford pass short middle to C.Kupp to LA 48 for 12 yards (J.Brown).	P3
<u>1-10-LA 48</u>	(7:11) D.Henderson right tackle to TEN 38 for 14 yards (K.Byard; J.Jenkins).	R4
<u>1-10-TEN 38</u>	(6:48) (No Huddle, Shotgun) M.Stafford pass incomplete deep left to C.Kupp (C.Jackson).	
2-10-TEN 38	(6:41) (Shotgun) D.Henderson right tackle to TEN 34 for 4 yards (N.Jones; L.Murchison).	
3-6-TEN 34	(6:02) (Shotgun) M.Stafford scrambles up the middle to TEN 22 for 12 yards (H.Landry; D.Long).	R5
<u>1-10-TEN 22</u>	(5:14) D.Henderson left guard to TEN 20 for 2 yards (D.Autry).	
2-8-TEN 20	(4:33) (Shotgun) M.Stafford pass short left to C.Kupp to TEN 16 for 4 yards (E.Molden).	
3-4-TEN 16	(3:54) (Shotgun) M.Stafford pass incomplete short right to R.Woods (D.Autry).	
4-4-TEN 16	(3:50) M.Gay 34 yard field goal is GOOD, Center-M.Orzech, Holder-J.Hekker.	

TEN 0 LA 3, 10 plays, 49 yards, 4:47 drive, 11:14 elapsed

M.Gay kicks 65 yards from LA 35 to end zone, Touchback.

Tennessee Titans at 3:46

1-10-TEN 25	(3:46) R.Tannehill pass short left to A.Peterson pushed ob at TEN 30 for 5 yards (T.Rapp) [A.Donald].	
2-5-TEN 30	(3:13) A.Peterson right guard to TEN 33 for 3 yards (A.Robinson, M.Copeland).	
3-2-TEN 33	(2:32) (Shotgun) R.Tannehill pass short left to J.McNichols to TEN 30 for -3 yards (D.Deayon).	
4-5-TEN 30	(1:51) B.Kern punts 41 yards to LA 29, Center-M.Cox, out of bounds.	

Los Angeles Rams at 1:44

1-10-LA 29	(1:44) D.Henderson left end pushed ob at LA 34 for 5 yards (A.Hooker). PENALTY on LA-V.Jefferson, Offensive Holding, 10 yards, enforced at LA 34.	
1-15-LA 24	(1:18) (Shotgun) M.Stafford pass short left to D.Henderson to LA 24 for no gain (C.Jackson).	
2-15-LA 24	(:36) M.Stafford pass incomplete short right to D.Henderson.	
3-15-LA 24	(:32) (No Huddle, Shotgun) M.Stafford pass incomplete deep middle to T.Higbee.	
4-15-LA 24	(:27) J.Hekker punts 52 yards to TEN 24, Center-M.Orzech. C.Rogers to TEN 35 for 11 yards (N.Scott).	

Tennessee Titans at 0:15

1-10-TEN 35	(:15) R.Tannehill pass short right to A.Firkser pushed ob at TEN 42 for 7 yards (L.Floyd).	
-------------	--	--

END OF QUARTER

	Score	Time Poss	First Downs				Efficiencies	
			R	P	X	T	3 Down	4 Down
Tennessee Titans	0	4:11	0	1	0	1	0/1	0/0
Los Angeles Rams	3	10:49	2	3	0	5	1/4	0/0

Second Quarter

11/7/2021

Play By Play

Tennessee Titans continued.

- 2-3-TEN 42 (15:00) J.McNichols left tackle to TEN 39 for -3 yards (O.Okoronkwo).
 3-6-TEN 39 (14:17) (Shotgun) R.Tannehill pass incomplete short right to A.Brown.
 4-6-TEN 39 (14:12) B.Kern punts 57 yards to LA 4, Center-M.Cox, downed by TEN-D.Cruikshank.

Los Angeles Rams at 14:03

- 1-10-LA 4 (14:03) S.Michel up the middle to LA 6 for 2 yards (J.Simmons; D.Long).
 2-8-LA 6 (13:27) (Shotgun) PENALTY on LA-B.Allen, False Start, 3 yards, enforced at LA 6 - No Play.
 2-11-LA 3 (13:13) (Shotgun) M.Stafford pass short left to T.Higbee pushed ob at LA 10 for 7 yards (C.Jackson).
 3-4-LA 10 (12:36) (Shotgun) M.Stafford pass short middle INTERCEPTED by D.Long [J.Simmons] at LA 8. D.Long to LA 2 for 6 yards (A.Corbett).

Tennessee Titans at 12:25

- 1-2-LA 2 (12:25) C.Levin and D.Radunz reported in as eligible. R.Tannehill pass short left to G.Swaim for 2 yards, TOUCHDOWN.
 R.Bullock extra point is GOOD, Center-M.Cox, Holder-B.Kern.

P2

TEN 7 LA 3, 1 plays, 2 yards, 0:04 drive, 2:39 elapsed

R.Bullock kicks 59 yards from TEN 35 to LA 6. B.Howell to LA 21 for 15 yards (M.Rice). TEN-M.Farley was injured during the play.

Los Angeles Rams at 12:21, (1st play from scrimmage 12:16)

- 1-10-LA 21 (12:16) (Shotgun) M.Stafford pass short right intended for R.Woods INTERCEPTED by K.Byard at LA 24. K.Byard for 24 yards, TOUCHDOWN.

Tennessee Titans at 12:10

R.Bullock extra point is GOOD, Center-M.Cox, Holder-B.Kern.

TEN 14 LA 3, 0 plays, 24 yards, 0:00 drive, 2:50 elapsed

R.Bullock kicks 65 yards from TEN 35 to end zone, Touchback.

PENALTY on LA-J.Jones, Low Block, 12 yards, enforced at LA 25.

Los Angeles Rams at 12:10

- 1-10-LA 13 (12:10) D.Henderson right tackle to LA 24 for 11 yards (J.Brown).
1-10-LA 24 (11:29) D.Henderson right tackle to LA 28 for 4 yards (J.Brown).
 2-6-LA 28 (11:09) (No Huddle, Shotgun) M.Stafford pass short right to D.Henderson pushed ob at LA 29 for 1 yard (D.Long).
 3-5-LA 29 (10:27) (Shotgun) M.Stafford sacked at LA 19 for -10 yards (J.Simmons).
 4-15-LA 19 (9:58) J.Hekker punts 45 yards to TEN 36, Center-M.Orzech, fair catch by C.Rogers. LA-J.Harris was injured during the play.

R6

Tennessee Titans at 9:49

- 1-10-TEN 36 (9:49) R.Tannehill pass short left to J.Jones pushed ob at TEN 46 for 10 yards (R.Rochell).
1-10-TEN 46 (9:09) D.Foreman left end to LA 46 for 8 yards (R.Rochell).
 2-2-LA 46 (8:32) M.Johnson right end to TEN 47 for -7 yards (J.Ramsey).
 3-9-TEN 47 (7:47) (Shotgun) PENALTY on LA-T.Lewis, Neutral Zone Infraction, 5 yards, enforced at TEN 47 - No Play.
 3-4-LA 48 (7:31) R.Tannehill pass short middle to N.Westbrook-Ikhine to LA 34 for 14 yards (T.Rapp).
1-10-LA 34 (6:55) J.McNichols left tackle to LA 34 for no gain (A.Robinson).
 2-10-LA 34 (6:15) (Shotgun) R.Tannehill pass short right to A.Brown to LA 33 for 1 yard (J.Fuller; E.Jones).
 PENALTY on LA-D.Deayon, Face Mask (15 Yards), 15 yards, enforced at LA 33.
1-10-LA 18 (5:41) A.Peterson right end to LA 17 for 1 yard (L.Floyd).
 2-9-LA 17 (5:02) (Shotgun) R.Tannehill pass incomplete short middle to C.Rogers (T.Reeder).
 3-9-LA 17 (4:56) (Shotgun) R.Tannehill pass short right to J.Jones pushed ob at LA 9 for 8 yards (J.Fuller).
 4-1-LA 9 (4:24) R.Tannehill up the middle to LA 7 for 2 yards (T.Reeder).
1-7-LA 7 (3:46) (Shotgun) D.Foreman right tackle to LA 3 for 4 yards (J.Fuller).
 2-3-LA 3 (3:05) (Shotgun) D.Radunz reported in as eligible. Direct snap to A.Peterson. A.Peterson up the middle to LA 1 for 2 yards (T.Lewis, J.Fuller).
 3-1-LA 1 (2:21) (Shotgun) R.Tannehill pass incomplete short right to A.Brown [L.Floyd].
 Timeout #1 by LA at 02:15.
 4-1-LA 1 (2:15) (Run formation) C.Levin and D.Radunz reported in as eligible. R.Tannehill right end for 1 yard, TOUCHDOWN.
 R.Bullock extra point is GOOD, Center-M.Cox, Holder-B.Kern.

P3

P4

X5

R6

R7

TEN 21 LA 3, 14 plays, 64 yards, 2 penalties, 7:39 drive, 12:50 elapsed

R.Bullock kicks 64 yards from TEN 35 to LA 1. B.Howell to LA 20 for 19 yards (M.Rice; D.Cruikshank).

Los Angeles Rams at 2:10, (1st play from scrimmage 2:04)

- 1-10-LA 20 (2:04) (Shotgun) M.Stafford pass short middle to T.Higbee to LA 30 for 10 yards (D.Long).

P7

Tennessee Titans vs Los Angeles Rams at SoFi Stadium

Two-Minute Warning

- 1-10-LA 30 (1:59) (Shotgun) M.Stafford sacked at LA 21 for -9 yards (J.Simmons).
- 2-19-LA 21 (1:35) (No Huddle, Shotgun) M.Stafford pass short left to C.Kupp to LA 27 for 6 yards (A.Hooker; C.Jackson).
Timeout #1 by TEN at 01:29.
- 3-13-LA 27 (1:29) (Shotgun) M.Stafford pass incomplete short left to R.Woods (D.Autry).
- 4-13-LA 27 (1:24) J.Hekker punts 45 yards to TEN 28, Center-M.Orzech, downed by LA-B.Skowronek.

Tennessee Titans at 1:14

- 1-10-TEN 28 (1:14) (Shotgun) R.Tannehill sacked at TEN 23 for -5 yards (sack split by L.Floyd and O.Okoronkwo).
Timeout #2 by LA at 01:08.
- 2-15-TEN 23 (1:08) (Shotgun) J.McNichols left end pushed ob at TEN 37 for 14 yards (D.Williams).
- 3-1-TEN 37 (1:02) R.Tannehill pass short middle to A.Brown to TEN 40 for 3 yards (D.Deayon) [O.Okoronkwo].
Penalty on LA-J.Ramsey, Taunting, offsetting.
Penalty on TEN-A.Brown, Taunting, offsetting.
- 1-10-TEN 40 (:55) (Shotgun) R.Tannehill pass short right to J.McNichols to TEN 45 for 5 yards (E.Jones).
Timeout #2 by TEN at 00:49.
- 2-5-TEN 45 (:49) (Shotgun) R.Tannehill sacked at TEN 39 for -6 yards (sack split by L.Floyd and G.Gaines).
- 3-11-TEN 39 (:06) (Shotgun) R.Tannehill pass short right to J.McNichols to TEN 48 for 9 yards (E.Jones).

P8

END OF QUARTER

	Score	Time Poss	First Downs				Efficiencies	
			R	P	X	T	3 Down	4 Down
Tennessee Titans	21	9:54	2	4	1	7	2/6	2/2
Los Angeles Rams	3	5:06	1	1	0	2	0/3	0/0

Third Quarter

11/7/2021

Play By Play

TEN elects to Receive, and LA elects to defend the North goal.

M.Gay kicks 65 yards from LA 35 to end zone, Touchback.

Tennessee Titans at 15:00

- 1-10-TEN 25 (15:00) D.Foreman right end to TEN 27 for 2 yards (E.Jones).
- 2-8-TEN 27 (14:38) (No Huddle) R.Tannehill pass short left to G.Swaim pushed ob at TEN 36 for 9 yards (T.Rapp). P9
- 1-10-TEN 36 (14:08) D.Foreman up the middle to TEN 47 for 11 yards (A.Robinson). R10
- 1-10-TEN 47 (13:28) R.Tannehill pass incomplete short left to A.Brown (J.Fuller).
- 2-10-TEN 47 (13:21) J.McNichols right end to LA 47 for 6 yards (J.Ramsey).
- 3-4-LA 47 (12:41) (Shotgun) R.Tannehill pass incomplete short middle to A.Brown.
- 4-4-LA 47 (12:38) B.Kern punts 35 yards to LA 12, Center-M.Cox, fair catch by C.Kupp.

Los Angeles Rams at 12:30

- 1-10-LA 12 (12:30) M.Stafford pass short left to R.Woods pushed ob at LA 30 for 18 yards (C.Jackson). P8
- 1-10-LA 30 (12:06) (No Huddle) M.Stafford pass incomplete short right.
PENALTY on LA-R.Havenstein, Offensive Holding, 10 yards, enforced at LA 30 - No Play.
- 1-20-LA 20 (11:59) (Shotgun) R.Woods left tackle to LA 26 for 6 yards (H.Landry).
- 2-14-LA 26 (11:37) (No Huddle, Shotgun) M.Stafford pass short right to V.Jefferson to LA 46 for 20 yards (J.Brown). P9
- 1-10-LA 46 (10:57) D.Henderson up the middle to LA 46 for no gain (N.Jones).
- 2-10-LA 46 (10:38) (No Huddle, Shotgun) M.Stafford pass incomplete deep middle to V.Jefferson (A.Hooker).
PENALTY on TEN, Defensive Too Many Men on Field, 5 yards, enforced at LA 46 - No Play.
- 2-5-TEN 49 (10:31) D.Henderson up the middle to TEN 45 for 4 yards (A.Hooker).
- 3-1-TEN 45 (9:49) M.Stafford pass short right to T.Higbee to TEN 19 for 26 yards (A.Hooker; C.Jackson). P10
- 1-10-TEN 19 (9:06) M.Stafford pass short left to V.Jefferson to TEN 4 for 15 yards (A.Hooker; E.Molden). P11
- 1-4-TEN 4 (8:36) (No Huddle) M.Stafford pass incomplete short left to V.Jefferson.
- 2-4-TEN 4 (8:32) (Shotgun) M.Stafford pass incomplete short middle to V.Jefferson [H.Landry].
- 3-4-TEN 4 (8:25) (Shotgun) M.Stafford pass short left to T.Higbee for 4 yards, TOUCHDOWN [D.Autry].
The Replay Official reviewed the runner was inbounds ruling, and the play was REVERSED.
(Shotgun) M.Stafford pass incomplete short left to T.Higbee [D.Autry].
PENALTY on LA-T.Higbee, Illegal Touch Pass, 0 yards, enforced at TEN 4.
- 4-4-TEN 4 (8:18) M.Gay 22 yard field goal is GOOD, Center-M.Orzech, Holder-J.Hekker.

TEN 21 LA 6, 11 plays, 84 yards, 1 penalty, 4:15 drive, 6:45 elapsed

M.Gay kicks 70 yards from LA 35 to TEN -5. M.Johnson to TEN 20 for 25 yards (A.Brooks).

Tennessee Titans at 8:15, (1st play from scrimmage 8:10)

- 1-10-TEN 20 (8:10) A.Peterson left guard to TEN 23 for 3 yards (A.Donald; A.Robinson).
- 2-7-TEN 23 (7:30) (Shotgun) R.Tannehill pass short right to J.Jones to TEN 27 for 4 yards (J.Fuller).
- 3-3-TEN 27 (6:45) (Shotgun) PENALTY on TEN-A.Firkser, False Start, 5 yards, enforced at TEN 27 - No Play.
- 3-8-TEN 22 (6:25) (Shotgun) R.Tannehill pass short left to A.Brown to TEN 29 for 7 yards (D.Deayon).
- 4-1-TEN 29 (5:41) B.Kern punts 42 yards to LA 29, Center-M.Cox, fair catch by C.Kupp.

Los Angeles Rams at 5:34

- 1-10-LA 29 (5:34) (Shotgun) M.Stafford pass short middle to R.Woods to LA 35 for 6 yards (E.Molden).
- 2-4-LA 35 (4:55) D.Henderson left tackle to LA 38 for 3 yards (H.Landry, J.Jenkins).
- 3-1-LA 38 (4:10) (Shotgun) M.Stafford pass short left to C.Kupp pushed ob at TEN 45 for 17 yards (E.Molden). P12
- 1-10-TEN 45 (3:42) (No Huddle, Shotgun) M.Stafford pass incomplete short right to T.Higbee.
- 2-10-TEN 45 (3:37) (Shotgun) M.Stafford pass short right to V.Jefferson to TEN 39 for 6 yards (O.Adeniyi).
- 3-4-TEN 39 (3:15) (No Huddle, Shotgun) M.Stafford pass short right to S.Michel pushed ob at TEN 36 for 3 yards (A.Hooker).
- 4-1-TEN 36 (2:35) S.Michel up the middle to TEN 34 for 2 yards (A.Hooker; T.Tart). R13
- 1-10-TEN 34 (1:57) (Shotgun) M.Stafford pass short middle to C.Kupp to TEN 30 for 4 yards (J.Brown).
- 2-6-TEN 30 (1:13) S.Michel left tackle to TEN 30 for no gain (C.Jackson, J.Simmons).
- 3-6-TEN 30 (:44) (No Huddle, Shotgun) M.Stafford sacked at TEN 36 for -6 yards (sack split by D.Autry and H.Landry).

END OF QUARTER

	Score	Time Poss	First Downs				Efficiencies	
			R	P	X	T	3 Down	4 Down
Tennessee Titans	21	5:11	1	1	0	2	0/2	0/0
Los Angeles Rams	6	9:49	1	5	0	6	2/5	1/1

Fourth Quarter

11/7/2021

Play By Play

Los Angeles Rams continued.

4-12-TEN 36 (15:00) M.Gay 54 yard field goal is GOOD, Center-M.Orzech, Holder-J.Hekker.

TEN 21 LA 9, 11 plays, 35 yards, 5:39 drive, 0:05 elapsed

M.Gay kicks 67 yards from LA 35 to TEN -2. M.Johnson to TEN 23 for 25 yards (J.Jones).

Tennessee Titans at 14:55, (1st play from scrimmage 14:50)

1-10-TEN 23 (14:50) D.Foreman left tackle to TEN 27 for 4 yards (T.Lewis).

2-6-TEN 27 (14:10) R.Tannehill pass short left to G.Swaim to TEN 38 for 11 yards (L.Floyd). P11

1-10-TEN 38 (13:25) R.Tannehill sacked at TEN 31 for -7 yards (A.Donald).

Penalty on TEN-B.Hart, Offensive Holding, declined.

2-17-TEN 31 (12:58) (Shotgun) R.Tannehill pass short right to G.Swaim to TEN 38 for 7 yards (T.Reeder).

3-10-TEN 38 (12:16) (Shotgun) R.Tannehill pass short right to J.Jones to LA 49 for 13 yards (D.Williams). P12

1-10-LA 49 (11:36) (Shotgun) J.McNichols right guard to LA 47 for 2 yards (A.Robinson).

2-8-LA 47 (10:56) (Shotgun) PENALTY on TEN-B.Hart, False Start, 5 yards, enforced at LA 47 - No Play.

2-13-TEN 48 (10:56) (Shotgun) R.Tannehill pass incomplete short left to A.Brown.

3-13-TEN 48 (10:50) (Shotgun) R.Tannehill pass incomplete short right.

4-13-TEN 48 (10:44) B.Kern punts 42 yards to LA 10, Center-M.Cox. J.Koski pushed ob at LA 17 for 7 yards (O.Adeniyi).

Los Angeles Rams at 10:35

1-10-LA 17 (10:35) (Shotgun) M.Stafford pass short left to C.Kupp to LA 26 for 9 yards (J.Brown).

2-1-LA 26 (9:54) M.Stafford pass incomplete deep left to V.Jefferson [H.Landry].

3-1-LA 26 (9:47) D.Henderson left guard to LA 28 for 2 yards (E.Molden).

PENALTY on LA-A.Whitworth, Offensive Holding, 10 yards, enforced at LA 26 - No Play.

3-11-LA 16 (9:18) (Shotgun) M.Stafford pass short right to R.Woods to LA 38 for 22 yards (C.Jones). P14

1-10-LA 38 (8:48) (No Huddle, Shotgun) M.Stafford pass short right to R.Woods to TEN 49 for 13 yards (E.Molden). P151-10-TEN 49 (8:22) (No Huddle, Shotgun) M.Stafford pass incomplete deep right to T.Higbee (D.Long).

2-10-TEN 49 (8:17) (Shotgun) M.Stafford pass short right to C.Kupp to TEN 42 for 7 yards (H.Landry).

3-3-TEN 42 (7:29) (Shotgun) M.Stafford pass short right to D.Henderson to TEN 40 for 2 yards (A.Hooker).

4-1-TEN 40 (6:44) M.Stafford pass incomplete short left to V.Jefferson [B.Dupree].

Tennessee Titans at 6:39

1-10-TEN 41 (6:39) A.Peterson left end to TEN 42 for 1 yard (T.Rapp).

2-9-TEN 42 (5:53) A.Peterson up the middle to TEN 48 for 6 yards (M.Copeland).

3-3-TEN 48 (5:07) (Shotgun) R.Tannehill pass incomplete short right.

PENALTY on LA-A.Donald, Roughing the Passer, 15 yards, enforced at TEN 48 - No Play. X13

1-10-LA 37 (5:01) A.Peterson up the middle to LA 37 for no gain (G.Gaines).

2-10-LA 37 (4:15) R.Tannehill pass short right to M.Pruitt to LA 41 for -4 yards (A.Robinson, E.Jones).

PENALTY on LA-O.Okoronkwo, Roughing the Passer, 15 yards, enforced at LA 37 - No Play. X14

1-10-LA 22 (4:06) R.Tannehill pass short middle to A.Brown to LA 6 for 16 yards (J.Ramsey). P151-6-LA 6 (3:19) J.McNichols up the middle to LA 3 for 3 yards (G.Gaines).

Timeout #1 by LA at 03:12.

2-3-LA 3 (3:12) J.McNichols right tackle to LA 1 for 2 yards (A.Donald; J.Fuller).

Timeout #2 by LA at 03:06.

3-1-LA 1 (3:06) C.Levin and D.Radunz reported in as eligible. A.Peterson left tackle for 1 yard, TOUCHDOWN. R16

R.Bullock extra point is GOOD, Center-M.Cox, Holder-B.Kern.

TEN 28 LA 9, 7 plays, 59 yards, 2 penalties, 3:39 drive, 12:00 elapsed

R.Bullock kicks 65 yards from TEN 35 to end zone, Touchback.

Los Angeles Rams at 3:00

1-10-LA 25 (3:00) (Shotgun) M.Stafford pass short left to C.Kupp pushed ob at LA 38 for 13 yards (A.Hooker). P16

1-10-LA 38 (2:54) (No Huddle, Shotgun) M.Stafford pass short right to T.Higbee to LA 41 for 3 yards (J.Jenkins).

2-7-LA 41 (2:34) (No Huddle, Shotgun) M.Stafford pass short middle to R.Woods to TEN 43 for 16 yards (A.Hooker). P17

1-10-TEN 43 (2:12) (No Huddle, Shotgun) M.Stafford pass short right to T.Higbee ran ob at TEN 38 for 5 yards.

2-5-TEN 38 (2:07) (Shotgun) M.Stafford pass short right to C.Kupp to TEN 29 for 9 yards (E.Molden). P18

Tennessee Titans vs Los Angeles Rams at SoFi Stadium

Two-Minute Warning

- 1-10-TEN 29 (2:00) (Shotgun) S.Michel up the middle to TEN 21 for 8 yards (D.Long; E.Molden). TEN-D.Long was injured during the play.
Timeout #1 by TEN at 01:42. Timeout for Injury.
- 2-2-TEN 21 (1:42) (Shotgun) M.Stafford pass short left to C.Kupp pushed ob at TEN 15 for 6 yards (A.Hooker). P19
- 1-10-TEN 15 (1:36) (No Huddle, Shotgun) M.Stafford pass incomplete short middle to C.Kupp.
- 2-10-TEN 15 (1:32) (Shotgun) M.Stafford pass incomplete short right to S.Michel.
- 3-10-TEN 15 (1:28) (Shotgun) M.Stafford pass short right to R.Woods ran ob at TEN 6 for 9 yards.
Timeout #2 by TEN at 01:22.
- 4-1-TEN 6 (1:22) S.Michel right tackle to TEN 2 for 4 yards (A.Hooker). R20
- 1-2-TEN 2 (1:03) (No Huddle) S.Michel up the middle to TEN 2 for no gain (T.Tart, N.Dzubnar).
- 2-2-TEN 2 (:43) (No Huddle) M.Stafford pass incomplete short right to T.Higbee (J.Jenkins).
- 3-2-TEN 2 (:37) (Shotgun) PENALTY on LA-R.Havenstein, False Start, 5 yards, enforced at TEN 2 - No Play.
- 3-7-TEN 7 (:37) (Shotgun) M.Stafford pass incomplete short middle to R.Woods.
PENALTY on TEN-J.Jenkins, Illegal Contact, 4 yards, enforced at TEN 7 - No Play. X21
- 1-3-TEN 3 (:31) (Shotgun) M.Stafford pass short middle to S.Michel for 3 yards, TOUCHDOWN. P22
Penalty on TEN-J.Jenkins, Defensive Holding, declined.
M.Gay extra point is GOOD, Center-M.Orzech, Holder-J.Hekker.

TEN 28 LA 16, 14 plays, 75 yards, 1 penalty, 2:36 drive, 14:36 elapsed

M.Gay kicks onside 14 yards from LA 35 to LA 49, impetus ends at LA 49, out of bounds.

Tennessee Titans at 0:24, (1st play from scrimmage 0:23)

- 1-10-LA 49 (:23) L.Woodside kneels to 50 for -1 yards.

END OF QUARTER

	Score	Time Poss	First Downs				Efficiencies	
			R	P	X	T	3 Down	4 Down
Tennessee Titans	28	8:23	1	3	2	6	2/3	0/0
Los Angeles Rams	16	6:37	1	7	1	9	1/3	1/2

Miscellaneous Statistics Report

Tennessee Titans vs Los Angeles Rams
11/7/2021 at SoFi Stadium

Ten Longest Plays for Tennessee Titans

Yards	Qtr	Play Start	Play Description
16	2	2-10-LA 34	(6:15) (Shotgun) R.Tannehill pass short right to A.Brown to LA 33 for 1 yard (J.Fuller; E.Jones). PENALTY on LA-D.Deayon, Face Mask (15 Yards), 15 yards, enforced at LA 33.
16	4	1-10-LA 22	(4:06) R.Tannehill pass short middle to A.Brown to LA 6 for 16 yards (J.Ramsey).
15	1	2-7-TEN 23	(9:52) (Shotgun) R.Tannehill pass short right to A.Brown to TEN 38 for 15 yards (D.Williams).
14	2	3-4-LA 48	(7:31) R.Tannehill pass short middle to N.Westbrook-Ikhine to LA 34 for 14 yards (T.Rapp).
14	2	2-15-TEN 23	(1:08) (Shotgun) J.McNichols left end pushed ob at TEN 37 for 14 yards (D.Williams).
13	4	3-10-TEN 38	(12:16) (Shotgun) R.Tannehill pass short right to J.Jones to LA 49 for 13 yards (D.Williams).
11	3	1-10-TEN 36	(14:08) D.Foreman up the middle to TEN 47 for 11 yards (A.Robinson).
11	4	2-6-TEN 27	(14:10) R.Tannehill pass short left to G.Swaim to TEN 38 for 11 yards (L.Floyd).
10	2	1-10-TEN 36	(9:49) R.Tannehill pass short left to J.Jones pushed ob at TEN 46 for 10 yards (R.Rochell).
9	2	3-11-TEN 39	(:06) (Shotgun) R.Tannehill pass short right to J.McNichols to TEN 48 for 9 yards (E.Jones).

Ten Longest Plays for Los Angeles Rams

Yards	Qtr	Play Start	Play Description
26	3	3-1-TEN 45	(9:49) M.Stafford pass short right to T.Higbee to TEN 19 for 26 yards (A.Hooker; C.Jackson).
22	4	3-11-LA 16	(9:18) (Shotgun) M.Stafford pass short right to R.Woods to LA 38 for 22 yards (C.Jones).
20	3	2-14-LA 26	(11:37) (No Huddle, Shotgun) M.Stafford pass short right to V.Jefferson to LA 46 for 20 yards (J.Brown).
18	3	1-10-LA 12	(12:30) M.Stafford pass short left to R.Woods pushed ob at LA 30 for 18 yards (C.Jackson).
17	3	3-1-LA 38	(4:10) (Shotgun) M.Stafford pass short left to C.Kupp pushed ob at TEN 45 for 17 yards (E.Molden).
16	4	2-7-LA 41	(2:34) (No Huddle, Shotgun) M.Stafford pass short middle to R.Woods to TEN 43 for 16 yards (A.Hooker).
15	3	1-10-TEN 19	(9:06) M.Stafford pass short left to V.Jefferson to TEN 4 for 15 yards (A.Hooker; E.Molden).
14	1	2-7-LA 41	(13:22) M.Stafford pass short right to R.Woods to TEN 45 for 14 yards (J.Jenkins; K.Byard).
14	1	1-10-LA 48	(7:11) D.Henderson right tackle to TEN 38 for 14 yards (K.Byard; J.Jenkins).
13	4	1-10-LA 38	(8:48) (No Huddle, Shotgun) M.Stafford pass short right to R.Woods to TEN 49 for 13 yards (E.Molden).

Touchdown Scoring Information

		Offense	Defense	Special Teams
VISITOR	Tennessee Titans	3	1	0
HOME	Los Angeles Rams	1	0	0

Player Scoring Information

Club	Player	TD	Rush TD	Rec TD	KO TD	Punt TD	Int TD	Fum TD	Misc TD	FG	XP	2Pt Rush	2Pt Rec	Sfty	Points
TEN	A.Peterson	0	1	0	0	0	0	0	0	0	0	0	0	0	6
TEN	R.Tannehill	0	1	0	0	0	0	0	0	0	0	0	0	0	6
TEN	G.Swaim	0	0	1	0	0	0	0	0	0	0	0	0	0	6
TEN	K.Byard	0	0	0	0	0	1	0	0	0	0	0	0	0	6
TEN	R.Bullock	0	0	0	0	0	0	0	0	0	4	0	0	0	4
LA	M.Gay	0	0	0	0	0	0	0	0	3	1	0	0	0	10
LA	S.Michel	0	0	1	0	0	0	0	0	0	0	0	0	0	6

Possession Detail

	First Half		Second Half		Game	
	Visitor	Home	Visitor	Home	Visitor	Home
Largest Lead	18	3	19	0	19	3
Drives Leading	3	2	5	0	8	2
Time of Possession Leading	8:57	3:07	13:34	0:00	22:31	3:07
Largest Deficit	-3	-18	0	-19	-3	-19
Drives Trailing	2	3	0	4	2	7
Time of Possession Trailing	3:14	3:28	0:00	16:26	3:14	19:54
Times Score Tied Up		0		0		0
Lead Changes		2		0		2

Playtime Percentage

Percent of playtime per player on offense, defense and special teams (Unofficial)

Tennessee Titans

Los Angeles Rams

		Tennessee Titans				Los Angeles Rams							
		Offense	Defense	Special Teams		Offense	Defense	Special Teams					
B Hart	T	58	100%	4	15%	A Corbett	G	78	100%	4	15%		
D Quessenberry	G	58	100%	4	15%	B Allen	C	78	100%	4	15%		
A Brewer	C	58	100%			C Kupp	WR	78	100%	4	15%		
R Saffold	G	57	98%	4	15%	D Edwards	G	78	100%	4	15%		
R Tannehill	QB	57	98%			R Havenstein	T	78	100%	4	15%		
B Jones	C	57	98%			R Woods	WR	78	100%				
A Brown	WR	45	78%	1	4%	A Whitworth	T	78	100%				
J Jones	WR	43	74%	1	4%	M Stafford	QB	78	100%				
G Swaim	TE	42	72%	14	52%	T Higbee	TE	76	97%	4	15%		
M Pruitt	TE	27	47%	14	52%	V Jefferson	WR	75	96%				
J McNichols	RB	26	45%			D Henderson	RB	47	60%				
A Firkser	TE	25	43%	1	4%	S Michel	RB	31	40%				
N Westbrook-Ikhine	WR	22	38%	19	70%	B Skowronek	WR	3	4%	15	56%		
C Rogers	WR	19	33%	5	19%	K Blanton	TE	2	3%	9	33%		
A Peterson	RB	19	33%			G Gaines	NT		57	98%	7	26%	
D Foreman	RB	12	21%			J Ramsey	CB		57	98%	6	22%	
D Radunz	T	5	9%	4	15%	J Fuller	SS		56	97%			
C Levin	C	4	7%	4	15%	L Floyd	LB		56	97%			
M Johnson	WR	3	5%	4	15%	T Rapp	FS		56	97%			
L Woodside	QB	1	2%			A Donald	DT		55	95%			
K Byard	FS		78	100%	1	4%	T Reeder	LB		48	83%	12	44%
A Hooker	FS		78	100%	1	4%	T Lewis	LB		42	72%		
C Jackson	CB		78	100%			A Robinson	DT		38	66%	8	30%
J Jenkins	CB		78	100%			D Deayon	CB		36	62%		
H Landry	LB		70	90%			E Jones	LB		36	62%		
D Long	LB		69	88%			D Williams	CB		35	60%		
E Molden	CB		64	82%	5	19%	R Rochell	CB		21	36%		
J Simmons	DT		62	79%	4	15%	O Okoronkwo	LB		18	31%	4	15%
D Autry	DE		56	72%	4	15%	M Copeland	DT		11	19%	4	15%
J Brown	LB		55	71%	1	4%	N Scott	SS		10	17%	23	85%
B Dupree	LB		47	60%			M Hoecht	DT		3	5%	18	67%
T Tart	DT		37	47%	4	15%	B Brown	NT		3	5%		
C Jones	CB		28	36%	8	30%	A Brooks	DB				23	85%
L Murchison	DT		17	22%	4	15%	C Rozeboom	LB				23	85%
N Jones	DT		16	21%	4	15%	J Jones	LB				23	85%
D Cruikshank	SS		14	18%	22	81%	T Burgess	FS				20	74%
O Adeniyi	LB		8	10%	22	81%	B Howell	RB				15	56%
N Dzubnar	LB		4	5%	23	85%	J Koski	WR				11	41%
M Farley	FS				23	85%	M Gay	K				9	33%
J Jones	LB				22	81%	M Orzech	LS				8	30%
B Breeze	DB				14	52%	J Hekker	P				8	30%
D Cole	LB				12	44%	J Hughes	FS				8	30%
M Rice	LB				9	33%	J Harris	TE				7	26%
M Cox	LS				9	33%	J Noteboom	T				4	15%
B Kern	P				9	33%							

R Bullock	K	9	33%	C Shelton	G	4	15%
B Borders	CB	8	30%	D Long	CB	3	11%

2021 TENNESSEE TITANS REGULAR SEASON STATISTICS

Won 7, Lost 2

Date	W-L	Score	OT	Opponent	Attendance
09/12	L	13-38		Arizona	67,216
09/19	W	33-30	OT	at Seattle	68,585
09/26	W	25-16		Indianapolis	67,914
10/03	L	24-27	OT	at N.Y. Jets	70,232
10/10	W	37-19		at Jacksonville	58,282
10/18	W	34-31		Buffalo	69,419
10/24	W	27-3		Kansas City	69,484
10/31	W	34-31	OT	at Indianapolis	59,175
11/07	W	28-16		at L.A. Rams	71,785
11/14				New Orleans	
11/21				Houston	
11/28				at New England	
12/12				Jacksonville	
12/19				at Pittsburgh	
12/23				San Francisco	
01/02				Miami	
01/09				at Houston	

Statistic	Tenn.	Opp.
Total First Downs	201	194
Rushing	73	53
Passing	107	118
Penalty	21	23
3rd Down: Made/Att	51/121	45/116
3rd Down Pct.	42.1	38.8
4th Down: Made/Att	10/14	9/15
4th Down Pct.	71.4	60.0
Possession Avg.	32:16	27:44
Total Net Yards	3211	3292
Avg. Per Game	356.8	365.8
Total Plays	605	589
Avg. Per Play	5.3	5.6
Net Yards Rushing	1250	900
Avg. Per Game	138.9	100.0
Total Rushes	286	202
Net Yards Passing	1961	2392
Avg. Per Game	217.9	265.8
Sacked/Yards Lost	27/195	23/170
Gross Yards	2156	2562
Att./Completions	292/193	364/230
Completion Pct.	66.1	63.2
Had Intercepted	8	9
Punts/Average	28/44.7	33/47.7
Net Punting Avg.	28/40.5	33/40.7
Penalties/Yards	59/570	70/650
Fumbles/Ball Lost	6/4	12/4
Touchdowns	30	24
Rushing	15	8
Passing	12	16
Returns	3	0

Score By Periods	Q1	Q2	Q3	Q4	OT	PTS
Team	34	107	35	73	6	255
Opponents	39	79	44	46	3	211

Scoring	TD	Rush	Rec	Ret	K-PAT	FG	S	PTS
Bullock	0	0	0	0	25/26	15/17	0	70
Henry	10	10	0	0			0	62
Tannehill	4	4	0	0			0	24
A.J. Brown	3	0	3	0			0	18
Pruitt	2	0	2	0			0	14
Byard	2	0	0	2			0	12
Swaim	2	0	2	0			0	12
Westbrook-Ikhine	2	0	2	0			0	12
Batson	1	0	1	0			0	6
McNichols	1	0	1	0			0	6
Molden	1	0	0	1			0	6
Peterson	1	1	0	0			0	6
Rogers	1	0	1	0			0	6
Badgley TM	0	0	0	0	1/2	0/1	0	1
Team	30	15	12	3	26/28	15/18	0	255
Opponents	24	8	16	0	20/22	15/19	0	211

2-Pt Conv: Henry, Pruitt, **TM 2-2; OP 1-2**
Sacks: Landry 9, Simmons 5.5, Autry 5, Adeniyi 2.5, Dupree 1, **TM 23, OPP 27**
FUM/Lost: Tannehill 3/3, Brewer 1/0, Henry 1/0, Westbrook-Ikhine 1/1

Passing	Att	Cmp	Yds	Cmp%	Yds/Att	TD	TD%	Int	Int%	Long	Sack/Lost	Rating
Tannehill	289	191	2145	66.1	7.42	11	3.8	8	2.8	57t	27/195	89.2
A.J. Brown	1	0	0	0.0	0.00	0	0.0	0	0.0	---	0/0	39.6
M. Farley	1	1	6	100.0	6.00	0	0.0	0	0.0	6	0/0	91.7
Henry	1	1	5	100.0	5.00	1	100.0	0	0.0	5t	0/0	127.1
Team	292	193	2156	66.1	7.38	12	4.1	8	2.7	57t	27/195	90.2
Opponents	364	230	2562	63.2	7.04	16	4.4	9	2.5	68t	23/170	88.4

Rushing	No.	Yds	Avg	Long	TD
Henry	219	937	4.3	76t	10
Tannehill	25	168	6.7	28	4
McNichols	14	62	4.4	14	0
Foreman	5	29	5.8	11	0
Peterson	10	21	2.1	6	1
Batson	2	15	7.5	11	0
Rogers	1	9	9.0	9	0
D. Evans	2	7	3.5	5	0
Sargent	2	4	2.0	2	0
A.J. Brown	1	3	3.0	3	0
M. Johnson	2	-2	-1.0	5	0
Woodside	3	-3	-1.0	-1	0
Team	286	1250	4.4	76t	15
Opponents	202	900	4.5	58	8

Receiving	No.	Yds	Avg	Long	TD
A.J. Brown	40	551	13.8	57t	3
McNichols	24	214	8.9	27	1
Ju. Jones	21	336	16.0	51	0
Henry	18	154	8.6	16	0
Westbrook-Ikhine	15	155	10.3	18t	2
Swaim	15	105	7.0	26	2
Rogers	14	186	13.3	39	1
Firkser	13	110	8.5	14	0
Pruitt	10	127	12.7	22	2
J. Reynolds	10	90	9.0	12	0
M. Johnson	4	60	15.0	22	0
Hudson	3	31	10.3	14	0
Batson	2	15	7.5	13	1
D. Evans	2	11	5.5	6	0
Hooker	1	6	6.0	6	0
Peterson	1	5	5.0	5	0
Team	193	2156	11.2	57t	12
Opponents	230	2562	11.1	68t	16

Interceptions	No.	Yds	Avg	Long	TD
Byard	5	66	13.2	24t	1
Fulton	1	13	13.0	13	0
Long	1	6	6.0	6	0
Molden	1	2	2.0	2t	1
R. Evans	1	0	0.0	0	0
Team	9	87	9.7	24t	2
Opponents	8	100	12.5	32	0

Punting	No.	Yds	Avg	Net	TB	In	Lg	B
Kern	17	786	46.2	42.8	0	8	59	0
Townsend	11	465	42.3	37.0	1	2	63	0
Team	28	1251	44.7	40.5	1	10	63	0
Opponents	33	1575	47.7	40.7	4	10	66	0

Punt Returns	Ret	FC	Yds	Avg	Long	TD
Rogers	13	10	152	11.7	22	0
C. Jackson	0	0	0	---	0	0
Kinsey	0	1	0	---	---	0
Team	13	11	152	11.7	22	0
Opponents	9	9	96	10.7	18	0

Kickoff Returns	No.	Yds	Avg	Long	TD
Rogers	7	114	16.3	19	0
Batson	5	80	16.0	20	0
M. Johnson	4	102	25.5	31	0
McNichols	2	31	15.5	16	0
D. Evans	1	17	17.0	17	0
Team	19	344	18.1	31	0
Opponents	22	438	19.9	31	0

Field Goals	1-19	20-29	30-39	40-49	50+
Bullock	0/0	1/1	8/8	5/7	1/1
Badgley TM	0/0	0/0	0/0	0/1	0/0
Team	0/0	1/1	8/8	5/8	1/1
Opponents	0/0	7/7	4/4	2/3	2/5

Bullock: () (33G,30G,24G,44N,36G) (32G) (44G,46G,36G,49N) (34G) (43G,38G) (34G,51G) (46G,44G) ()
 TM: (46N) (33G,30G,24G,44N,36G) (32G) (44G,46G,36G,49N) (34G) (43G,38G) (34G,51G) (46G,44G) ()
 OPP: (34G,43N) (31G) (43G,28G,24G,51N) (27G,22G) (53N) (24G,28G,52G) (42G,57N) (34G) (34G,22G,54G)

TITANS KEEP MARCHING ON WITH 23-21 VICTORY OVER THE SAINTS

BY JIM WYATT
TENNESSEE TITANS
NOVEMBER 14, 2021

NASHVILLE — The Saints came marching in, and the Titans kept marching on.

Make it six in a row for the Tennessee Titans.

On Sunday, the Titans found yet another way to win, this time in a 23-21 victory over the Saints.

"I love winning — I don't care how it comes," Titans defensive lineman Jeffery Simmons said. "(There's) always room to improve, but ... I learned since I have been in the league it's hard to win in this league. So, we are going to enjoy this win. We always like tough games. Sometimes it might not be as tough as it was today, but as long we got the dub, so I am satisfied."

With the win, the Titans became just the second team in NFL history to win six straight games against playoff teams from the previous season (2003 Eagles).

The Titans also improved to 8-2, which took place before 69,414 fans at Nissan Stadium. They remain three full games ahead of the Colts (5-5) in the AFC South.

"We've proven that over the course of three and a half years that some days they're going to be really good and you're going to have your fastball and everything's going to be clicking, and some days it's going to be a little tougher sledding," Titans coach Mike Vrabel said. "And, certainly, that was the case today. But they know how to win. They do know how to win. I'm thankful for that."

Titans' Top Plays vs. Saints Week 10 | Game Highlights

The Titans had to hold on until the end for this one, as they broke up a

two-point conversion try by the Saints with just 1:16 left. After recovering the ensuing onside kick, the Titans were celebrating again.

It was the franchise's 200th win since becoming the Titans in 1999, including regular season and postseason contests.

It is the sixth time in franchise history the team has won eight or more of their first 10 games. They previously were 8-2 or better in 1991, 1999, 2000, 2003 and 2008.

"It's awesome to be 8-2," Titans left tackle Taylor Lewan said. "I bring this up a lot, but in 2014 or 2015, we couldn't buy a win. I was just talking to Miss Amy (Adams Strunk) about this being the 200th win for the Tennessee Titans. It's very cool to be part of a huge change and I think everyone has put us in a huge position to be successful, and we're scrappy. This team is very scrappy."

Titans quarterback Ryan Tannehill completed 19-of-27 passes for 213 yards and a touchdown in the contest, and he also ran for another.

Receiver Marcus Johnson had five catches for 100 yards in the game.

The Titans continued to generate an impressive pass rush, as the team posted four sacks again, with all of them coming before halftime. Simmons had two first-half sacks, while linebacker Harold Landry and defensive lineman Naquan Jones also added sacks.

The Titans fought to the end.

After taking a 3-0 lead late in the first quarter on a 28-yard field goal by kicker Randy Bullock, which was highlighted by a 50-yard pass from Tannehill to Johnson, the Saints responded with a scoring drive of their own, and capped it off with an 11-yard touchdown pass from quarterback Trevor Siemian to Tre'Quan Smith to take a 6-3 lead.

The Titans tied it back up at 6-6 on a 36-yard field goal by Bullock.

The Titans then took the lead 13-6 with 1:38 left in the second quarter on a one-yard touchdown run by Tannehill, which capped an eight-play, 56-yard drive, and that was the score at the half.

A big play on special teams jumpstarted the Titans in the second half.

On the second half kickoff, Titans linebacker Dylan Cole forced a fumble that was recovered by fullback Tory Carter at the Saints 19-yard line.

"If you asked me two weeks ago where I would be at, I thought it would be on my back patio watching this game," Cole said after the game. "I am just fortunate to be here, and when the plays come, I just have to make them."

Five plays later, Tannehill found tight end MyCole Pruitt open for a two-yard touchdown, and the Titans led 20-6 with 12:02 remaining in the third quarter.

A 13-yard touchdown run by Mark Ingram cut Tennessee's lead to 20-12 with 3:54 remaining in the third quarter before another Bullock field goal, this one from 36 yards, made it 23-12 lead with 10:01 left in the contest.

The Titans got a big defensive stand late in the fourth quarter, as they held the Saints to a field goal after they'd reached the one-yard line. The kick made it 23-15 with 5:33 remaining.

Then, after the Saints cut the lead to 23-21 with 1:14 left on a touchdown pass from Siemian to Marquez Calloway, the Titans rose up and stopped the two-point try to seal the win.

"We go into every game expecting a dog fight," Titans safety Kevin Byard said. "We don't go into games thinking we are going to blow guys out. Obviously, the Saints are a really good football team. They've been a really good football team in this league for a while."

"We understood that their defense was going to play pretty well, and we had to match their defense. Just proud that we got a win today, that we just found a way to get a win."

The Titans return to action next Sunday against the Texans at Nissan Stadium.

###

Week 10

National Football League Game Summary

NFL Copyright © 2021 by The National Football League. All rights reserved. This summary and play-by-play is for the express purpose of assisting media in their coverage of the game; any other use of this material is prohibited without the written permission of the National Football League.

Paid Attendance: 69,414

Time: 3:02

Final Individual Statistics

New Orleans Saints

Tennessee Titans

RUSHING							RUSHING						
	ATT	YDS	AVG	LG	TD		ATT	YDS	AVG	LG	TD		
M.Ingram	14	47	3.4	13	1	D.Foreman	11	30	2.7	6	0		
T.Hill	3	23	7.7	10	0	A.Peterson	8	21	2.6	6	0		
D.Washington	2	8	4.0	4	0	J.McNichols	4	7	1.8	4	0		
D.Harris	1	6	6.0	6	0	A.Brown	1	7	7.0	7	0		
T.Montgomery	1	2	2.0	2	0	R.Tannehill	5	1	0.2	2	1		
Total	21	86	4.1	13	1	Total	29	66	2.3	7	1		

PASSING									PASSING								
	ATT	CMP	YDS	SK/YD	TD	LG	IN	RT		ATT	CMP	YDS	SK/YD	TD	LG	IN	RT
T.Siemian	34	19	298	4/22	2	46	0	104.8	R.Tannehill	27	19	213	2/15	1	50	0	105.9
T.Hill	2	2	11	0/0	0	8	0	89.6	Total	27	19	213	2/15	1	50	0	105.9
Total	36	21	309	4/22	2	46	0	105.0									

PASS RECEIVING							PASS RECEIVING						
	TAR	REC	YDS	AVG	LG	TD		TAR	REC	YDS	AVG	LG	TD
A.Trautman	6	5	32	6.4	8	0	M.Johnson	6	5	100	20.0	50	0
M.Ingram	7	4	61	15.3	34	0	G.Swaim	5	4	26	6.5	16	0
T.Smith	7	4	44	11.0	21	1	D.Foreman	2	2	48	24.0	39	0
D.Harris	4	3	84	28.0	46	0	A.Brown	4	1	16	16.0	16	0
M.Callaway	4	2	37	18.5	22	1	N.Westbrook-Ikhine	1	1	10	10.0	10	0
J.Johnson	3	2	36	18.0	26	0	C.Rogers	1	1	9	9.0	9	0
T.Hill	2	1	15	15.0	15	0	A.Firkser	2	1	2	2.0	2	0
K.White	2	0	0	0.0	0	0	M.Pruitt	1	1	2	2.0	2	1
							J.McNichols	3	1	1	1.0	1	0
							D.Fitzpatrick	1	1	0	0.0	0	0
							A.Peterson	1	1	-1	-1.0	-1	0
Total	35	21	309	14.7	46	2	Total	27	19	213	11.2	50	1

INTERCEPTIONS						INTERCEPTIONS					
	NO	YDS	AVG	LG	TD		NO	YDS	AVG	LG	TD
Total	0	0	0	0	0	Total	0	0	0	0	0

PUNTING								PUNTING							
	NO	YDS	AVG	NET	TB	IN20	LG		NO	YDS	AVG	NET	TB	IN20	LG
B.Gillikin	5	202	40.4	34.6	1	1	43	B.Kern	5	205	41.0	40.2	0	1	46
Total	5	202	40.4	34.6	1	1	43	Total	5	205	41.0	40.2	0	1	46

PUNT RETURNS							PUNT RETURNS						
	NO	YDS	AVG	FC	LG	TD		NO	YDS	AVG	FC	LG	TD
D.Harris	1	4	4.0	1	4	0	C.Rogers	1	9	9.0	3	9	0
[OUT OF BOUNDS]	3	0	0.0	0	0	0	[TOUCHBACK]	1	0	0.0	0	0	0
Total	1	4	4.0	1	4	0	Total	1	9	9.0	3	9	0

KICKOFF RETURNS							KICKOFF RETURNS						
	NO	YDS	AVG	FC	LG	TD		NO	YDS	AVG	FC	LG	TD
D.Harris	5	110	22.0	0	27	0	M.Johnson	3	54	18.0	0	27	0
D.Washington	1	17	17.0	0	17	0	[TOUCHBACK]	1	0	0.0	0	0	0
Total	6	127	21.2	0	27	0	Total	3	54	18.0	0	27	0

New Orleans Saints

FUMBLES	FUM	LOST	OWN-REC	YDS	TD	FORCED	OPP-REC	YDS	TD	OUT-BDS
D.Harris	1	1	0	0	0	0	0	0	0	0
Total	1	1	0	0	0	0	0	0	0	0

Tennessee Titans

FUMBLES	FUM	LOST	OWN-REC	YDS	TD	FORCED	OPP-REC	YDS	TD	OUT-BDS
R.Tannehill	1	0	0	0	0	0	0	0	0	0
A.Brown	0	0	1	0	0	0	0	0	0	0
D.Cole	0	0	0	0	0	1	0	0	0	0
T.Carter	0	0	0	0	0	0	1	0	0	0
Total	1	0	1	0	0	1	1	0	0	0

Final Team Statistics

	Visitor Saints	Home Titans
TOTAL FIRST DOWNS	22	17
By Rushing	5	4
By Passing	14	10
By Penalty	3	3
THIRD DOWN EFFICIENCY	5-12-41.7%	3-12-25.0%
FOURTH DOWN EFFICIENCY	0-0-0.0%	0-0-0.0%
TOTAL NET YARDS	373	264
Total Offensive Plays (inc. times thrown passing)	61	58
Average gain per offensive play	6.1	4.6
NET YARDS RUSHING	86	66
Total Rushing Plays	21	29
Average gain per rushing play	4.1	2.3
Tackles for a loss-number and yards	0-0	2-6
NET YARDS PASSING	287	198
Times thrown - yards lost attempting to pass	4-22	2-15
Gross yards passing	309	213
PASS ATTEMPTS-COMPLETIONS-HAD INTERCEPTED	36-21-0	27-19-0
Avg gain per pass play (inc.# thrown passing)	7.2	6.8
KICKOFFS Number-In End Zone-Touchbacks	5-1-1	6-2-0
PUNTS Number and Average	5-40.4	5-41.0
Had Blocked	0	0
FGs - PATs Had Blocked	0-0	0-0
Net Punting Average	34.6	40.2
TOTAL RETURN YARDAGE (Not Including Kickoffs)	4	9
No. and Yards Punt Returns	1-4	1-9
No. and Yards Kickoff Returns	6-127	3-54
No. and Yards Interception Returns	0-0	0-0
PENALTIES Number and Yards	9-65	8-49
FUMBLES Number and Lost	1-1	1-0
TOUCHDOWNS	3	2
Rushing	1	1
Passing	2	1
EXTRA POINTS Made-Attempts	0-3	2-2
Kicking Made-Attempts	0-2	2-2
Passing Made-Attempts	0-1	0-0
FIELD GOALS Made-Attempts	1-1	3-3
RED ZONE EFFICIENCY	3-4-75%	2-5-40%
GOAL TO GO EFFICIENCY	0-1-0%	2-3-67%
SAFETIES	0	0
FINAL SCORE	21	23
TIME OF POSSESSION	28:33	31:27

Ball Possession And Drive Chart

New Orleans Saints

#	Time Recd	Time Lost	Time Poss	How Ball Obtained	Drive Began	# Play	Yds Gain	Yds Pen	Net Yds	1st Down	Last Scrm	How Given Up
1	13:06	9:24	3:42	Punt	NO 34	7	19	0	19	2	TEN 47	Punt
2	8:08	4:30	3:38	Punt	TEN 49	6	21	-10	11	2	TEN 38	Punt
3	0:52	12:59	2:53	Kickoff	NO 25	6	75	0	75	3	* TEN 11	Touchdown
4	7:44	5:01	2:43	Kickoff	NO 14	5	5	5	10	1	NO 24	Punt
5	1:38	0:00	1:38	Kickoff	NO 32	6	32	-5	27	2	TEN 47	End of Half
6	15:00	14:53	0:07	Kickoff		0	0	0	0	0		Fumble
7	12:02	11:04	0:58	Kickoff	NO 24	3	2	0	2	0	NO 26	Punt
8	9:05	3:54	5:11	Punt	NO 13	11	87	0	87	5	* TEN 13	Touchdown
9	2:21	1:24	0:57	Punt	NO 27	3	3	0	3	0	NO 30	Punt
10	10:01	5:33	4:28	Kickoff	NO 32	8	68	-1	67	3	* TEN 1	Field Goal
11	3:34	1:16	2:18	Punt	NO 29	7	61	10	71	4	* TEN 15	Touchdown

(281) Average NO 28

Tennessee Titans

#	Time Recd	Time Lost	Time Poss	How Ball Obtained	Drive Began	# Play	Yds Gain	Yds Pen	Net Yds	1st Down	Last Scrm	How Given Up
1	15:00	13:06	1:54	Kickoff	TEN 31	3	4	-5	-1	0	TEN 30	Punt
2	9:24	8:08	1:16	Punt	TEN 8	3	4	0	4	0	TEN 12	Punt
3	4:30	0:52	3:38	Punt	TEN 20	8	70	0	70	2	* NO 10	Field Goal
4	12:59	7:44	5:15	Kickoff	TEN 23	10	53	6	59	3	* NO 18	Field Goal
5	5:01	1:38	3:23	Punt	TEN 44	8	57	-1	56	6	* NO 1	Touchdown
6	14:53	12:02	2:51	Fumble	NO 19	5	19	0	19	2	* NO 2	Touchdown
7	11:04	9:05	1:59	Punt	TEN 48	3	-3	0	-3	0	TEN 45	Punt
8	3:54	2:21	1:33	Kickoff	TEN 25	3	2	0	2	0	TEN 27	Punt
9	1:24	10:01	6:23	Punt	TEN 27	11	60	-5	55	3	* NO 18	Field Goal
10	5:33	3:34	1:59	Kickoff	TEN 25	5	6	0	6	1	TEN 31	Punt
11	1:16	0:00	1:16	Kickoff	NO 46	2	-2	0	-2	0	NO 47	End of Game

(386) Average TEN 35

* inside opponent's 20

Time of Possession by Quarter		1st	2nd	3rd	4th	OT	Total
Visitor	New Orleans Saints	8:12	6:22	7:13	6:46		28:33
Home	Tennessee Titans	6:48	8:38	7:47	8:14		31:27
Kickoff Drive No.-Start Average		Saints: 5 - NO 25		Titans: 4 - TEN 26			

Final Defensive Statistics

New Orleans Saints	Regular Defensive Plays											Special Teams					Misc			
	TKL	AST	COMB	SK	/ YDS	TFL	Q	IN	PD	FF	FR	TKL	AST	FF	FR	BL	TKL	AST	FF	FR
M.Lattimore	6	0	6	0	0	0	0	0	0	0	0	0	0	0	0	0	0	0	0	0
D.Davis	5	1	6	0	0	1	0	0	0	0	0	0	0	0	0	0	0	0	0	0
C.Jordan	5	0	5	0	0	0	0	0	0	0	0	0	0	0	0	0	0	0	0	0
D.Onyemata	3	2	5	0	0	0	1	0	0	0	0	0	0	0	0	0	0	0	0	0
S.Tuttle	3	2	5	0	0	0	0	0	1	0	0	0	0	0	0	0	0	0	0	0
K.Alexander	3	2	5	0	0	1	0	0	1	0	0	0	0	0	0	0	0	0	0	0
P.Williams	3	1	4	0	0	0	0	0	0	0	0	0	0	0	0	0	0	0	0	0
M.Jenkins	2	2	4	0	0	0	0	0	1	0	0	0	0	0	0	0	0	0	0	0
M.Davenport	3	0	3	2	15	2	2	0	0	0	0	0	0	0	0	0	0	0	0	0
M.Williams	3	0	3	0	0	0	0	0	0	0	0	0	0	0	0	0	0	0	0	0
P.Adebo	2	0	2	0	0	1	0	0	0	0	0	0	1	0	0	0	0	0	0	0
P.Werner	1	1	2	0	0	0	1	0	0	0	0	0	0	0	0	0	0	0	0	0
C.Granderson	1	1	2	0	0	0	0	0	0	0	0	0	0	0	0	0	0	0	0	0
K.Elliss	1	0	1	0	0	0	0	0	0	0	0	1	0	0	0	0	0	0	0	0
B.Roby	0	1	1	0	0	0	1	0	1	0	0	0	0	0	0	0	0	0	0	0
M.Roach	0	1	1	0	0	0	0	0	0	0	0	0	0	0	0	0	0	0	0	0
T.Kpassagnon	0	0	0	0	0	0	1	0	0	0	0	0	0	0	0	0	0	0	0	0
J.Gray	0	0	0	0	0	0	0	0	0	0	0	1	1	0	0	0	0	0	0	0
D.Washington	0	0	0	0	0	0	0	0	0	0	0	1	0	0	0	0	0	0	0	0
Z.Baun	0	0	0	0	0	0	0	0	0	0	0	0	1	0	0	0	0	0	0	0
Total	41	14	55	2	15	5	6	0	4	0	0	3	3	0	0	0	0	0	0	0

TKL = Tackle AST = Assist COMB = Combined QH=QB Hit IN = Interception PD = Pass Defense FF = Forced Fumble FR = Fumble Recovery

Tennessee Titans	Regular Defensive Plays											Special Teams					Misc			
	TKL	AST	COMB	SK	/ YDS	TFL	Q	IN	PD	FF	FR	TKL	AST	FF	FR	BL	TKL	AST	FF	FR
J.Brown	8	2	10	0	0	0	0	0	0	0	0	0	0	0	0	0	0	0	0	0
M.Rice	7	3	10	0	0	0	1	0	0	0	0	0	1	0	0	0	0	0	0	0
K.Byard	3	3	6	0	0	0	0	0	1	0	0	0	0	0	0	0	0	0	0	0
H.Landry	4	1	5	1	3	1	1	0	0	0	0	0	0	0	0	0	0	0	0	0
J.Simmons	4	0	4	2	12	2	2	0	1	0	0	0	0	0	0	0	0	0	0	0
E.Molden	1	3	4	0	0	0	0	0	0	0	0	1	0	0	0	0	0	0	0	0
A.Hooker	1	3	4	0	0	0	0	0	0	0	0	0	0	0	0	0	0	0	0	0
J.Jenkins	2	1	3	0	0	0	0	0	1	0	0	0	0	0	0	0	0	0	0	0
C.Jackson	2	0	2	0	0	0	0	0	0	0	0	0	0	0	0	0	0	0	0	0
K.Fulton	1	1	2	0	0	0	0	0	2	0	0	0	0	0	0	0	0	0	0	0
O.Adeniyi	1	1	2	0	0	0	0	0	1	0	0	0	0	0	0	0	0	0	0	0
K.Peko	1	1	2	0	0	0	0	0	0	0	0	0	0	0	0	0	0	0	0	0
N.Jones	1	0	1	1	7	1	1	0	0	0	0	0	0	0	0	0	0	0	0	0
D.Autry	0	1	1	0	0	0	0	0	1	0	0	0	0	0	0	0	0	0	0	0
M.Farley	0	0	0	0	0	0	0	0	0	0	0	3	1	0	0	0	0	0	0	0
D.Cole	0	0	0	0	0	0	0	0	0	0	0	1	1	1	0	0	0	0	0	0
N.Dzubnar	0	0	0	0	0	0	0	0	0	0	0	0	1	0	0	0	0	0	0	0
C.Jones	0	0	0	0	0	0	0	0	0	0	0	0	1	0	0	0	0	0	0	0
T.Carter	0	0	0	0	0	0	0	0	0	0	0	0	0	0	1	0	0	0	0	0
A.Brown	0	0	0	0	0	0	0	0	0	0	0	0	0	0	0	0	0	0	0	1
Total	36	20	56	4	22	4	5	0	7	0	0	5	5	1	1	0	0	0	0	1

Play By Play

First Quarter

11/14/2021

NO wins the coin toss and elects to defer. TEN elects to Receive, and NO elects to defend the north goal.

B.Johnson kicks 61 yards from NO 35 to TEN 4. M.Johnson to TEN 31 for 27 yards (D.Washington).

Tennessee Titans at 15:00, (1st play from scrimmage 14:51)

- 1-10-TEN 31 (14:51) (Shotgun) R.Tannehill pass short right to G.Swaim to TEN 34 for 3 yards (K.Elliss).
- 2-7-TEN 34 (14:16) A.Peterson right tackle to TEN 35 for 1 yard (C.Jordan).
- 3-6-TEN 35 (13:34) (Shotgun) PENALTY on TEN-A.Firkser, False Start, 5 yards, enforced at TEN 35 - No Play.
- 3-11-TEN 30 (13:17) (Shotgun) R.Tannehill pass incomplete short middle to A.Brown.
- 4-11-TEN 30 (13:12) B.Kern punts 36 yards to NO 34, Center-M.Cox, out of bounds.

New Orleans Saints at 13:06

- 1-10-NO 34 (13:06) M.Ingram left tackle to NO 35 for 1 yard (H.Landry; J.Brown).
- 2-9-NO 35 (12:32) (Shotgun) T.Siemian pass short middle to J.Johnson to NO 45 for 10 yards (J.Brown, E.Molden). P1
- 1-10-NO 45 (12:03) T.Siemian pass short right to A.Trautman pushed ob at TEN 47 for 8 yards (J.Jenkins).
- 2-2-TEN 47 (11:33) T.Montgomery right tackle to TEN 45 for 2 yards (M.Rice; D.Autry). R2
- 1-10-TEN 45 (10:56) (Shotgun) T.Siemian sacked at NO 47 for -8 yards (J.Simmons).
- 2-18-NO 47 (10:14) (Shotgun) T.Siemian pass short middle to T.Smith to TEN 47 for 6 yards (M.Rice, J.Brown).
- 3-12-TEN 47 (9:35) (Shotgun) T.Siemian pass incomplete deep right to M.Callaway.
- 4-12-TEN 47 (9:30) B.Gillikin punts 39 yards to TEN 8, Center-Z.Wood, fair catch by C.Rogers.

Tennessee Titans at 9:24

- 1-10-TEN 8 (9:24) A.Peterson right guard to TEN 10 for 2 yards (M.Jenkins; D.Davis).
- 2-8-TEN 10 (8:47) (Shotgun) R.Tannehill pass incomplete short right to J.McNichols.
- 3-8-TEN 10 (8:44) (Shotgun) R.Tannehill pass short middle to A.Firkser to TEN 12 for 2 yards (M.Jenkins).
- 4-6-TEN 12 (8:14) B.Kern punts 41 yards to NO 47, Center-M.Cox. D.Harris ran ob at TEN 49 for 4 yards (M.Farley).

New Orleans Saints at 8:08

- 1-10-TEN 49 (8:08) T.Siemian pass short right to A.Trautman to TEN 42 for 7 yards (J.Brown).
- 2-3-TEN 42 (7:26) M.Ingram up the middle to TEN 37 for 5 yards (J.Brown). R3
- 1-10-TEN 37 (6:47) (Shotgun) T.Hill left tackle to TEN 27 for 10 yards (K.Fulton). R4
- 1-10-TEN 27 (6:09) (Shotgun) T.Siemian pass incomplete short middle to T.Montgomery.
- PENALTY on NO-E.McCoy, Illegal Use of Hands, 10 yards, enforced at TEN 27 - No Play.
- 1-20-TEN 37 (6:02) (Shotgun) T.Siemian pass short right to T.Smith to TEN 31 for 6 yards (K.Byard).
- 2-14-TEN 31 (5:25) (Shotgun) T.Siemian sacked at TEN 38 for -7 yards (N.Jones).
- 3-21-TEN 38 (4:43) (Shotgun) T.Siemian pass incomplete short left to T.Smith.
- 4-21-TEN 38 (4:39) B.Gillikin punts 38 yards to end zone, Center-Z.Wood, Touchback.

Tennessee Titans at 4:30

- 1-10-TEN 20 (4:30) D.Foreman left guard to TEN 24 for 4 yards (D.Onyemata).
- 2-6-TEN 24 (3:47) (Shotgun) R.Tannehill pass short left to M.Johnson to NO 26 for 50 yards (M.Lattimore). P1
- 1-10-NO 26 (2:58) D.Foreman left guard to NO 24 for 2 yards (D.Onyemata, C.Granderson).
- 2-8-NO 24 (2:15) (Shotgun) R.Tannehill pass short middle to D.Foreman pushed ob at NO 15 for 9 yards (D.Davis). P2
- 1-10-NO 15 (1:51) R.Tannehill pass incomplete short right to A.Brown (B.Roby).
- 2-10-NO 15 (1:47) D.Foreman left guard to NO 10 for 5 yards (S.Tuttle).
- 3-5-NO 10 (1:01) (Shotgun) R.Tannehill pass incomplete short right to J.McNichols (K.Alexander).
- 4-5-NO 10 (:55) R.Bullock 28 yard field goal is GOOD, Center-M.Cox, Holder-B.Kern.

NO 0 TEN 3, 8 plays, 70 yards, 3:38 drive, 14:08 elapsed

R.Bullock kicks 61 yards from TEN 35 to NO 4. D.Harris to NO 25 for 21 yards (D.Cole; M.Rice).

New Orleans Saints at 0:52, (1st play from scrimmage 0:48)

- 1-10-NO 25 (:48) M.Ingram left end to NO 28 for 3 yards (K.Peko; E.Molden).
- 2-7-NO 28 (:11) M.Ingram left tackle to NO 29 for 1 yard (K.Peko).

END OF QUARTER

	Score	Time Poss	First Downs				Efficiencies	
			R	P	X	T	3 Down	4 Down
New Orleans Saints	0	8:12	3	1	0	4	0/2	0/0
Tennessee Titans	3	6:48	0	2	0	2	0/3	0/0

Second Quarter

11/14/2021

Play By Play

New Orleans Saints continued.

3-6-NO 29	(15:00) (Shotgun) T.Siemian pass deep left to D.Harris to TEN 25 for 46 yards (C.Jackson).	P5
<u>1-10-TEN 25</u>	(14:20) (Shotgun) M.Ingram up the middle to TEN 19 for 6 yards (J.Brown).	
2-4-TEN 19	(13:41) (Shotgun) T.Hill right end to TEN 11 for 8 yards (J.Jenkins).	R6
<u>1-10-TEN 11</u>	(13:04) (Shotgun) T.Siemian pass short right to T.Smith for 11 yards, TOUCHDOWN. B.Johnson extra point is No Good, Wide Left, Center-Z.Wood, Holder-B.Gillikin.	P7

NO 6 TEN 3, 6 plays, 75 yards, 2:53 drive, 2:01 elapsed

B.Johnson kicks 62 yards from NO 35 to TEN 3. M.Johnson to TEN 23 for 20 yards (P.Adebo; Z.Baun).

Tennessee Titans at 12:59, (1st play from scrimmage 12:54)

1-10-TEN 23	(12:54) R.Tannehill pass short left to G.Swaim to TEN 39 for 16 yards (M.Lattimore).	P3
<u>1-10-TEN 39</u>	(12:11) D.Foreman left guard to TEN 43 for 4 yards (D.Davis, D.Onyemata).	
2-6-TEN 43	(11:33) R.Tannehill pass deep right to M.Johnson to NO 40 for 17 yards (M.Lattimore).	P4
<u>1-10-NO 40</u>	(10:55) D.Foreman left guard to NO 41 for -1 yards (D.Davis).	
2-11-NO 41	(10:11) (Shotgun) R.Tannehill pass incomplete deep right to A.Brown.	
3-11-NO 41	(10:07) (Shotgun) R.Tannehill pass short left to N.Westbrook-Ikhine to NO 31 for 10 yards (M.Lattimore) [B.Roby].	
4-1-NO 31	(9:39) (No Huddle) PENALTY on NO, Illegal Substitution, 6 yards, enforced at NO 31 - No Play.	X5
<u>1-10-NO 25</u>	(9:17) (Shotgun) R.Tannehill pass incomplete short left to G.Swaim (M.Jenkins).	
2-10-NO 25	(9:10) (Shotgun) D.Foreman right end pushed ob at NO 19 for 6 yards (K.Alexander).	
3-4-NO 19	(8:25) (Shotgun) R.Tannehill pass short right to J.McNichols to NO 18 for 1 yard (K.Alexander, B.Roby).	
4-3-NO 18	(7:47) R.Bullock 36 yard field goal is GOOD, Center-M.Cox, Holder-B.Kern.	

NO 6 TEN 6, 10 plays, 59 yards, 1 penalty, 5:15 drive, 7:16 elapsed

R.Bullock kicks 64 yards from TEN 35 to NO 1. D.Harris ran ob at NO 14 for 13 yards (E.Molden).

New Orleans Saints at 7:44, (1st play from scrimmage 7:37)

1-10-NO 14	(7:37) (Shotgun) M.Ingram up the middle to NO 14 for no gain (M.Rice).	
2-10-NO 14	(6:58) (Shotgun) T.Hill pass short left to A.Trautman to NO 17 for 3 yards (M.Rice).	
3-7-NO 17	(6:15) (Shotgun) T.Siemian sacked at NO 17 for 0 yards (H.Landry). PENALTY on TEN-C.Jackson, Defensive Holding, 5 yards, enforced at NO 17 - No Play.	X8
<u>1-10-NO 22</u>	(6:00) T.Siemian pass incomplete short left to D.Harris.	
2-10-NO 22	(5:57) (Shotgun) M.Ingram left guard to NO 24 for 2 yards (J.Brown, A.Hooker).	
3-8-NO 24	(5:15) (Shotgun) T.Siemian pass incomplete deep left to K.White.	
4-8-NO 24	(5:11) B.Gillikin punts 41 yards to TEN 35, Center-Z.Wood. C.Rogers to TEN 44 for 9 yards (K.Elliss, J.Gray).	

Tennessee Titans at 5:01

1-10-TEN 44	(5:01) (Shotgun) R.Tannehill pass short middle to M.Johnson ran ob at NO 40 for 16 yards (P.Adebo) [P.Werner].	P6
<u>1-10-NO 40</u>	(4:29) (Shotgun) Direct snap to A.Peterson. R.Tannehill pass deep right to A.Brown to NO 24 for 16 yards (M.Williams) [T.Kpassagnon].	P7
<u>1-10-NO 24</u>	(3:51) A.Peterson right tackle to NO 19 for 5 yards (D.Davis, K.Alexander).	
2-5-NO 19	(3:02) PENALTY on TEN, Delay of Game, 5 yards, enforced at NO 19 - No Play. Timeout #1 by NO at 02:52.	
2-10-NO 24	(2:52) (Shotgun) R.Tannehill pass short middle to C.Rogers to NO 15 for 9 yards (D.Davis).	
3-1-NO 15	(2:21) (No Huddle) A.Brown left end to NO 8 for 7 yards (M.Williams).	R8

Two-Minute Warning

<u>1-8-NO 8</u>	(2:00) (Shotgun) A.Brewer reported in as eligible. R.Tannehill pass deep left intended for A.Brewer INTERCEPTED by M.Williams at NO -9. Touchback. PENALTY on NO-K.Elliss, Roughing the Passer, 4 yards, enforced at NO 8 - No Play. Timeout #2 by NO at 01:54.	X9
<u>1-4-NO 4</u>	(1:54) (Shotgun) D.Foreman left end pushed ob at NO 3 for 1 yard (P.Werner).	
2-3-NO 3	(1:50) PENALTY on TEN-A.Firkser, False Start, 5 yards, enforced at NO 3 - No Play.	
2-8-NO 8	(1:50) (Shotgun) R.Tannehill scrambles up the middle to NO 6 for 2 yards (S.Tuttle; D.Onyemata). Timeout #3 by NO at 01:44.	
3-6-NO 6	(1:44) (Shotgun) R.Tannehill pass incomplete short middle to A.Firkser. PENALTY on NO-D.Davis, Defensive Pass Interference, 5 yards, enforced at NO 6 - No Play.	X10
<u>1-1-NO 1</u>	(1:41) R.Tannehill up the middle for 1 yard, TOUCHDOWN.	R11

New Orleans Saints vs Tennessee Titans at Nissan Stadium

R.Bullock extra point is GOOD, Center-M.Cox, Holder-B.Kern.

NO 6 TEN 13, 8 plays, 56 yards, 2 penalties, 3:23 drive, 13:22 elapsed

R.Bullock kicks 60 yards from TEN 35 to NO 5. D.Harris to NO 32 for 27 yards (N.Dzubnar; M.Farley).

New Orleans Saints at 1:38, (1st play from scrimmage 1:33)

1-10-NO 32 (1:33) (Shotgun) T.Siemian pass short left to M.Ingram to NO 44 for 12 yards (E.Molden; K.Fulton). P9

1-10-NO 44 (1:11) (No Huddle, Shotgun) T.Siemian pass incomplete short right to J.Johnson.

2-10-NO 44 (1:08) (Shotgun) T.Siemian pass deep right to D.Harris pushed ob at TEN 35 for 21 yards (K.Byard). TEN-O.Adeniyi was injured during the play. P10
His return is Questionable.
Timeout #1 by TEN at 01:00. Titans charged a TO due to the injury on the previous play.

1-10-TEN 35 (1:00) (Shotgun) T.Siemian sacked at TEN 39 for -4 yards (J.Simmons).

2-14-TEN 39 (:38) (No Huddle, Shotgun) T.Siemian sacked at TEN 42 for -3 yards (H.Landry).

3-17-TEN 42 (:15) (No Huddle, Shotgun) PENALTY on NO-C.Throckmorton, False Start, 5 yards, enforced at TEN 42 - No Play.
Timeout #2 by TEN at 00:05.

3-22-TEN 47 (:05) (Shotgun) T.Siemian pass short right to A.Trautman ran ob at TEN 41 for 6 yards.

END OF QUARTER

	Score	Time Poss	First Downs				Efficiencies	
			R	P	X	T	3 Down	4 Down
New Orleans Saints	6	6:22	1	4	1	6	1/3	0/0
Tennessee Titans	13	8:38	2	4	3	9	1/3	0/0

Third Quarter

11/14/2021

Play By Play

NO elects to Receive, and TEN elects to defend the North goal.

R.Bullock kicks 69 yards from TEN 35 to NO -4. D.Harris to NO 19 for 23 yards (D.Cole). FUMBLES (D.Cole), RECOVERED by TEN-T.Carter at NO 19.

Tennessee Titans at 14:53

- 1-10-NO 19 (14:53) (Shotgun) A.Peterson right guard to NO 14 for 5 yards (C.Jordan, M.Jenkins).
- 2-5-NO 14 (14:09) D.Foreman right tackle to NO 11 for 3 yards (C.Jordan).
- 3-2-NO 11 (13:24) (Shotgun) R.Tannehill pass short right to M.Johnson to NO 1 for 10 yards (M.Lattimore) [D.Onyemata]. P12
- 1-1-NO 1 (12:43) (Shotgun) R.Tannehill pass short right to A.Peterson to NO 2 for -1 yards (P.Adebo).
- 2-2-NO 2 (12:07) R.Tannehill pass short right to M.Pruitt for 2 yards, TOUCHDOWN. P13
- R.Bullock extra point is GOOD, Center-M.Cox, Holder-B.Kern.

NO 6 TEN 20, 5 plays, 19 yards, 2:51 drive, 2:58 elapsed

R.Bullock kicks 67 yards from TEN 35 to NO -2. D.Harris to NO 24 for 26 yards (M.Farley).

New Orleans Saints at 12:02, (1st play from scrimmage 11:58)

- 1-10-NO 24 (11:58) (Shotgun) T.Siemian pass incomplete short left to T.Hill (K.Fulton).
- 2-10-NO 24 (11:53) M.Ingram right tackle to NO 26 for 2 yards (J.Simmons, K.Byard).
- 3-8-NO 26 (11:14) (Shotgun) T.Siemian pass incomplete short middle to A.Trautman. TEN-O.Adeniyi was injured during the play. His return is Questionable.
- 4-8-NO 26 (11:10) B.Gillikin punts 41 yards to TEN 33, Center-Z.Wood, fair catch by C.Rogers.
- PENALTY on NO-D.Washington, Face Mask (15 Yards), 15 yards, enforced at TEN 33.

Tennessee Titans at 11:04

- 1-10-TEN 48 (11:04) A.Peterson right guard to 50 for 2 yards (C.Granderson, P.Werner).
- 2-8-50 (10:22) (Shotgun) J.McNichols up the middle to NO 48 for 2 yards (P.Williams; S.Tuttle). TEN-T.Lewan was injured during the play. His return is Questionable.
- 3-6-NO 48 (9:50) (Shotgun) R.Tannehill sacked at TEN 45 for -7 yards (M.Davenport).
- 4-13-TEN 45 (9:12) B.Kern punts 42 yards to NO 13, Center-M.Cox, fair catch by D.Harris.

New Orleans Saints at 9:05

- 1-10-NO 13 (9:05) (Shotgun) M.Ingram left tackle to NO 19 for 6 yards (H.Landry, M.Rice).
- 2-4-NO 19 (8:27) T.Siemian pass incomplete short middle to M.Ingram (J.Simmons).
- 3-4-NO 19 (8:23) (Shotgun) T.Siemian pass short left to T.Smith to NO 40 for 21 yards (C.Jackson). P11
- 1-10-NO 40 (7:45) D.Washington left guard to NO 44 for 4 yards (O.Adeniyi).
- 2-6-NO 44 (7:10) (Shotgun) T.Hill pass short middle to A.Trautman to TEN 48 for 8 yards (M.Rice, A.Hooker). P12
- 1-10-TEN 48 (6:26) T.Siemian pass short left to T.Hill to TEN 33 for 15 yards (A.Hooker) [M.Rice]. P13
- 1-10-TEN 33 (5:54) D.Washington up the middle to TEN 29 for 4 yards (E.Molden).
- 2-6-TEN 29 (5:19) (Shotgun) T.Siemian pass short left to M.Ingram to TEN 19 for 10 yards (J.Brown). P14
- 1-10-TEN 19 (4:39) D.Harris right end pushed ob at TEN 13 for 6 yards (H.Landry).
- 2-4-TEN 13 (4:04) (Shotgun) T.Siemian pass incomplete short right to M.Ingram (D.Autry).
- 3-4-TEN 13 (4:00) M.Ingram right end for 13 yards, TOUCHDOWN. R15
- B.Johnson extra point is No Good, Wide Left, Center-Z.Wood, Holder-B.Gillikin.

NO 12 TEN 20, 11 plays, 87 yards, 5:11 drive, 11:06 elapsed

B.Johnson kicks 47 yards from NO 35 to TEN 18. M.Johnson to TEN 25 for 7 yards (J.Gray).

Tennessee Titans at 3:54, (1st play from scrimmage 3:51)

- 1-10-TEN 25 (3:51) D.Foreman up the middle to TEN 26 for 1 yard (S.Tuttle).
- 2-9-TEN 26 (3:12) (Shotgun) J.McNichols up the middle to TEN 27 for 1 yard (P.Williams).
- 3-8-TEN 27 (2:31) (Shotgun) R.Tannehill pass incomplete short left to A.Firkser.
- 4-8-TEN 27 (2:27) B.Kern punts 46 yards to NO 27, Center-M.Cox, out of bounds.

New Orleans Saints at 2:21

- 1-10-NO 27 (2:21) T.Siemian pass incomplete deep right.
- 2-10-NO 27 (2:13) (Shotgun) M.Ingram left tackle to NO 30 for 3 yards (M.Rice, A.Hooker).
- 3-7-NO 30 (1:37) (Shotgun) T.Siemian pass incomplete short middle to K.White (K.Byard).
- 4-7-NO 30 (1:31) B.Gillikin punts 43 yards to TEN 27, Center-Z.Wood, fair catch by C.Rogers.

Tennessee Titans at 1:24

- 1-10-TEN 27 (1:24) R.Tannehill pass short right to G.Swain pushed ob at TEN 32 for 5 yards (M.Jenkins).
- 2-5-TEN 32 (:47) R.Tannehill FUMBLES (Aborted) at TEN 32, touched at TEN 32, recovered by TEN-A.Brown at TEN 38. R14

New Orleans Saints vs Tennessee Titans at Nissan Stadium

END OF QUARTER

	Score	Time Poss	First Downs				Efficiencies	
			R	P	X	T	3 Down	4 Down
New Orleans Saints	12	7:13	1	4	0	5	2/4	0/0
Tennessee Titans	20	7:47	1	2	0	3	1/3	0/0

Fourth Quarter

11/14/2021

Play By Play

Tennessee Titans continued.

<u>1-10-TEN 38</u>	(15:00) R.Tannehill pass short left to M.Johnson to TEN 45 for 7 yards (M.Lattimore).	
2-3-TEN 45	(14:29) (No Huddle) D.Foreman right end to TEN 47 for 2 yards (C.Jordan).	
3-1-TEN 47	(13:48) (Shotgun) R.Tannehill pass short left to G.Swaim to TEN 49 for 2 yards (P.Williams).	P15
<u>1-10-TEN 49</u>	(13:36) (No Huddle) D.Foreman left guard to NO 48 for 3 yards (M.Roach; K.Alexander).	
2-7-NO 48	(12:57) (Shotgun) R.Tannehill pass short left to D.Foreman to NO 9 for 39 yards (M.Williams).	P16
<u>1-9-NO 9</u>	(12:14) (Shotgun) R.Tannehill pass short right to D.Fitzpatrick to NO 9 for no gain (P.Williams).	
2-9-NO 9	(11:30) (Shotgun) R.Tannehill sacked at NO 17 for -8 yards (M.Davenport).	
3-17-NO 17	(10:43) (Shotgun) PENALTY on TEN, Delay of Game, 5 yards, enforced at NO 17 - No Play.	
3-22-NO 22	(10:43) J.McNichols up the middle to NO 18 for 4 yards (M.Davenport).	
4-18-NO 18	(10:06) R.Bullock 36 yard field goal is GOOD, Center-M.Cox, Holder-B.Kern.	

NO 12 TEN 23, 11 plays, 55 yards, 6:23 drive, 4:59 elapsed

R.Bullock kicks 50 yards from TEN 35 to NO 15. D.Washington to NO 32 for 17 yards (M.Farley, C.Jones).

New Orleans Saints at 10:01, (1st play from scrimmage 9:54)

1-10-NO 32	(9:54) (Shotgun) T.Siemian pass deep left to M.Ingram to TEN 34 for 34 yards (J.Brown).	P16
<u>1-10-TEN 34</u>	(9:11) PENALTY on TEN-D.Autry, Neutral Zone Infraction, 5 yards, enforced at TEN 34 - No Play.	
1-5-TEN 29	(8:54) (Shotgun) T.Siemian pass deep right to J.Johnson to TEN 3 for 26 yards (J.Jenkins; K.Byard).	P17
<u>1-3-TEN 3</u>	(8:11) M.Ingram right tackle to TEN 3 for no gain (J.Simmons).	
2-3-TEN 3	(7:34) (Shotgun) T.Siemian pass short left to T.Smith to TEN 1 for 2 yards (K.Fulton).	
	PENALTY on NO-M.Callaway, Offensive Pass Interference, 10 yards, enforced at TEN 3 - No Play.	
2-13-TEN 13	(7:10) (Shotgun) T.Hill left tackle to TEN 8 for 5 yards (H.Landry).	
3-8-TEN 8	(6:35) (Shotgun) T.Siemian pass incomplete short middle to T.Smith.	
	PENALTY on TEN-K.Byard, Defensive Holding, 4 yards, enforced at TEN 8 - No Play.	X18
<u>1-4-TEN 4</u>	(6:29) (Shotgun) T.Siemian pass incomplete short left to T.Smith (K.Fulton).	
2-4-TEN 4	(6:24) M.Ingram left tackle to TEN 1 for 3 yards (M.Rice, K.Byard).	
3-1-TEN 1	(5:44) T.Siemian pass incomplete short right to T.Smith.	
4-1-TEN 1	(5:35) B.Johnson 20 yard field goal is GOOD, Center-Z.Wood, Holder-B.Gillikin.	

NO 15 TEN 23, 8 plays, 67 yards, 2 penalties, 4:28 drive, 9:27 elapsed

B.Johnson kicks 65 yards from NO 35 to end zone, Touchback.

Tennessee Titans at 5:33

1-10-TEN 25	(5:33) (Shotgun) A.Peterson up the middle to TEN 30 for 5 yards (S.Tuttle).	
2-5-TEN 30	(4:46) A.Peterson right tackle to TEN 36 for 6 yards (D.Onyemata).	R17
<u>1-10-TEN 36</u>	(3:59) A.Peterson right tackle to TEN 31 for -5 yards (K.Alexander).	
	Timeout #1 by NO at 03:52.	
2-15-TEN 31	(3:52) (Shotgun) R.Tannehill pass incomplete short middle to M.Johnson (S.Tuttle).	
3-15-TEN 31	(3:48) (Shotgun) J.McNichols up the middle to TEN 31 for no gain (C.Jordan).	
	Timeout #2 by NO at 03:41.	
4-15-TEN 31	(3:41) B.Kern punts 40 yards to NO 29, Center-M.Cox, out of bounds.	

New Orleans Saints at 3:34

1-10-NO 29	(3:34) (Shotgun) T.Siemian pass deep right to M.Callaway to TEN 49 for 22 yards (K.Byard).	P19
	PENALTY on TEN-K.Byard, Unnecessary Roughness, 15 yards, enforced at TEN 49.	X20
<u>1-10-TEN 34</u>	(3:28) (Shotgun) T.Siemian pass incomplete deep right to M.Callaway (J.Jenkins).	
2-10-TEN 34	(3:21) (Shotgun) T.Siemian pass short right to M.Ingram to TEN 29 for 5 yards (M.Rice).	
3-5-TEN 29	(2:36) (Shotgun) T.Siemian pass short right to D.Harris to TEN 12 for 17 yards (J.Brown).	P21

Two-Minute Warning

<u>1-10-TEN 12</u>	(2:00) (Shotgun) T.Siemian pass incomplete short middle to M.Ingram (O.Adeniyi).	
2-10-TEN 12	(1:55) (Shotgun) M.Ingram right tackle to TEN 10 for 2 yards (O.Adeniyi; M.Rice).	
3-8-TEN 10	(1:25) (Shotgun) T.Siemian pass short right to D.Harris pushed ob at TEN 5 for 5 yards (C.Jackson).	
	PENALTY on NO, Illegal Shift, 5 yards, enforced at TEN 10 - No Play.	
3-13-TEN 15	(1:20) (Shotgun) T.Siemian pass short right to M.Callaway for 15 yards, TOUCHDOWN.	P22

New Orleans Saints vs Tennessee Titans at Nissan Stadium

Timeout #1 by TEN at 01:16.

(Pass formation) PENALTY on NO-A.Trautman, False Start, 5 yards, enforced at TEN 2 - No Play.

(Pass formation) TWO-POINT CONVERSION ATTEMPT. T.Siemian pass to M.Ingram is incomplete. ATTEMPT FAILS.

NO 21 TEN 23, 7 plays, 71 yards, 1 penalty, 2:18 drive, 13:44 elapsed

(Onside Kick formation) B.Johnson kicks onside 11 yards from NO 35 to NO 46. N.Westbrook-Ikhine (didn't try to advance) to NO 46 for no gain.

Tennessee Titans at 1:16, (1st play from scrimmage 1:15)

1-10-NO 46 (1:15) R.Tannehill kneels to NO 47 for -1 yards.

2-11-NO 47 (:37) R.Tannehill kneels to NO 48 for -1 yards.

END OF QUARTER

	Score	Time Poss	First Downs				Efficiencies	
			R	P	X	T	3 Down	4 Down
New Orleans Saints	21	6:46	0	5	2	7	2/3	0/0
Tennessee Titans	23	8:14	1	2	0	3	1/3	0/0

Miscellaneous Statistics Report

New Orleans Saints vs Tennessee Titans
11/14/2021 at Nissan Stadium

Ten Longest Plays for New Orleans Saints

Yards	Qtr	Play Start	Play Description
46	2	3-6-NO 29	(15:00) (Shotgun) T.Siemian pass deep left to D.Harris to TEN 25 for 46 yards (C.Jackson).
37	4	1-10-NO 29	(3:34) (Shotgun) T.Siemian pass deep right to M.Callaway to TEN 49 for 22 yards (K.Byard). PENALTY on TEN-K.Byard, Unnecessary Roughness, 15 yards, enforced at TEN 49.
34	4	1-10-NO 32	(9:54) (Shotgun) T.Siemian pass deep left to M.Ingram to TEN 34 for 34 yards (J.Brown).
26	4	1-5-TEN 29	(8:54) (Shotgun) T.Siemian pass deep right to J.Johnson to TEN 3 for 26 yards (J.Jenkins; K.Byard).
21	2	2-10-NO 44	(1:08) (Shotgun) T.Siemian pass deep right to D.Harris pushed ob at TEN 35 for 21 yards (K.Byard). TEN-O.Adeniyi was injured during the play. His return is Questionable.
21	3	3-4-NO 19	(8:23) (Shotgun) T.Siemian pass short left to T.Smith to NO 40 for 21 yards (C.Jackson).
17	4	3-5-TEN 29	(2:36) (Shotgun) T.Siemian pass short right to D.Harris to TEN 12 for 17 yards (J.Brown).
15	3	1-10-TEN 48	(6:26) T.Siemian pass short left to T.Hill to TEN 33 for 15 yards (A.Hooker) [M.Rice].
15	4	3-13-TEN 15	(1:20) (Shotgun) T.Siemian pass short right to M.Callaway for 15 yards, TOUCHDOWN.
13	3	3-4-TEN 13	(4:00) M.Ingram right end for 13 yards, TOUCHDOWN.

Ten Longest Plays for Tennessee Titans

Yards	Qtr	Play Start	Play Description
50	1	2-6-TEN 24	(3:47) (Shotgun) R.Tannehill pass short left to M.Johnson to NO 26 for 50 yards (M.Lattimore).
39	4	2-7-NO 48	(12:57) (Shotgun) R.Tannehill pass short left to D.Foreman to NO 9 for 39 yards (M.Williams).
17	2	2-6-TEN 43	(11:33) R.Tannehill pass deep right to M.Johnson to NO 40 for 17 yards (M.Lattimore).
16	2	1-10-TEN 23	(12:54) R.Tannehill pass short left to G.Swaim to TEN 39 for 16 yards (M.Lattimore).
16	2	1-10-TEN 44	(5:01) (Shotgun) R.Tannehill pass short middle to M.Johnson ran ob at NO 40 for 16 yards (P.Adebo) [P.Werner].
16	2	1-10-NO 40	(4:29) (Shotgun) Direct snap to A.Peterson. R.Tannehill pass deep right to A.Brown to NO 24 for 16 yards (M.Williams).
10	2	3-11-NO 41	(10:07) (Shotgun) R.Tannehill pass short left to N.Westbrook-Ikhine to NO 31 for 10 yards (M.Lattimore) [B.Roby].
10	3	3-2-NO 11	(13:24) (Shotgun) R.Tannehill pass short right to M.Johnson to NO 1 for 10 yards (M.Lattimore) [D.Onyemata].
9	1	2-8-NO 24	(2:15) (Shotgun) R.Tannehill pass short middle to D.Foreman pushed ob at NO 15 for 9 yards (D.Davis).
9	2	2-10-NO 24	(2:52) (Shotgun) R.Tannehill pass short middle to C.Rogers to NO 15 for 9 yards (D.Davis).

Touchdown Scoring Information

		Offense	Defense	Special Teams
VISITOR	New Orleans Saints	3	0	0
HOME	Tennessee Titans	2	0	0

Player Scoring Information

Club	Player	TD	Rush TD	Rec TD	KO TD	Punt TD	Int TD	Fum TD	Misc TD	FG	XP	2Pt Rush	2Pt Rec	Sfty	Points
NO	M.Ingram	0	1	0	0	0	0	0	0	0	0	0	0	0	6
NO	T.Smith	0	0	1	0	0	0	0	0	0	0	0	0	0	6
NO	M.Callaway	0	0	1	0	0	0	0	0	0	0	0	0	0	6
NO	B.Johnson	0	0	0	0	0	0	0	0	1	0	0	0	0	3
TEN	R.Bullock	0	0	0	0	0	0	0	0	3	2	0	0	0	11
TEN	R.Tannehill	0	1	0	0	0	0	0	0	0	0	0	0	0	6
TEN	M.Pruitt	0	0	1	0	0	0	0	0	0	0	0	0	0	6

Possession Detail

	First Half		Second Half		Game	
	Visitor	Home	Visitor	Home	Visitor	Home
Largest Lead	3	7	0	14	3	14
Drives Leading	0	0	0	6	0	6
Time of Possession Leading	0:00	0:00	0:00	16:01	0:00	16:01
Largest Deficit	-7	-3	-14	0	-14	-3
Drives Trailing	2	1	6	0	8	1
Time of Possession Trailing	4:31	5:15	13:59	0:00	18:30	5:15
Times Score Tied Up		1		0		1
Lead Changes		3		0		3

Playtime Percentage

Percent of playtime per player on offense, defense and special teams (Unofficial)

New Orleans Saints

Tennessee Titans

		New Orleans Saints				Tennessee Titans					
		Offense	Defense	Special Teams				Offense	Defense	Special Teams	
C Throckmorton	T	67	100%	3	10%	D Quessenberry	G	60	100%	5	17%
J Hurst	T	67	100%	3	10%	R Saffold	G	60	100%	5	17%
R Ramczyk	T	67	100%	3	10%	R Tannehill	QB	60	100%		
E McCoy	C	67	100%			B Jones	C	60	100%		
C Ruiz	G	67	100%			T Lewan	T	59	98%	5	17%
T Siemian	QB	62	93%			N Davis	G	53	88%	5	17%
T Smith	WR	61	91%			A Brown	WR	49	82%	1	1%
M Ingram	RB	57	85%			G Swaim	TE	40	67%	15	52%
A Trautman	TE	56	84%	3	10%	M Johnson	WR	38	63%	8	28%
M Callaway	WR	52	78%	1	3%	M Pruitt	TE	23	38%	1	3%
D Harris	WR	26	39%	11	38%	N Westbrook-Ikhine	WR	22	37%	18	62%
T Hill	QB	21	31%	9	31%	A Firkser	TE	22	37%	5	17%
K Stills	WR	18	27%			C Rogers	WR	21	35%	6	21%
A Armah	RB	12	18%	15	52%	D Foreman	RB	21	35%		
J Johnson	TE	10	15%	12	41%	A Peterson	RB	20	33%		
K White	WR	9	13%	12	41%	J McNichols	RB	16	27%		
T Montgomery	WR	6	9%			D Fitzpatrick	WR	13	22%		
D Washington	RB	4	6%	18	62%	A Brewer	C	13	22%		
G Griffin	TE	4	6%	14	48%	T Carter	TE	9	15%	17	59%
W Clapp	C	4	6%	3	10%	K Lamm	T	1	2%	5	17%
M Jenkins	SS			60	100%	K Byard	FS			67	100%
D Davis	LB			60	100%	J Jenkins	CB			67	100%
M Lattimore	CB			58	97%	J Brown	LB			67	100%
C Jordan	DE			53	88%	A Hooker	FS			63	94%
M Williams	FS			51	85%	K Fulton	CB			62	93%
D Onyemata	DT			47	78%	J Simmons	DT			57	85%
M Davenport	DE			46	77%	H Landry	LB			57	85%
S Tuttle	DT			40	67%	D Autry	DE			53	79%
P Williams	CB			38	63%	E Molden	CB			51	76%
P Adebo	CB			37	62%	M Rice	LB			46	69%
K Alexander	LB			34	57%	O Adeniyi	LB			30	45%
B Roby	CB			28	47%	N Jones	DT			29	43%
P Werner	LB			25	42%	C Jackson	CB			25	37%
K Elliss	LB			23	38%	K Peko	DT			23	34%
M Adams	DE			16	27%	L Murchison	DT			21	31%
M Roach	DT			14	23%	A Bledsoe	DE			7	10%
T Kpassagnon	DE			13	22%	N Dzubnar	LB			6	9%
C Granderson	DE			9	15%	J Jones	LB			2	3%
J Heath	SS			6	10%	D Cole	LB			1	1%
J Gray	SS			2	3%	C Jones	CB			1	1%
Z Baun	LB			26	90%	B Dupree	LB			1	1%
Z Wood	LS			8	28%	M Farley	FS			24	83%
B Johnson	K			8	28%	B Breeze	DB			12	41%
B Gillikin	P			8	28%	R Bullock	K			11	38%
J Mills	T			3	10%						

K Crawley	CB	3	10%	B Kern	P	10	34%
L Young	T	3	10%	M Cox	LS	10	34%
				C Levin	C	5	17%

2021 TENNESSEE TITANS REGULAR SEASON STATISTICS

Won 8, Lost 2

Date	W-L	Score	OT	Opponent	Attendance
09/12	L	13-38		Arizona	67,216
09/19	W	33-30	OT	at Seattle	68,585
09/26	W	25-16		Indianapolis	67,914
10/03	L	24-27	OT	at N.Y. Jets	70,232
10/10	W	37-19		at Jacksonville	58,282
10/18	W	34-31		Buffalo	69,419
10/24	W	27-3		Kansas City	69,484
10/31	W	34-31	OT	at Indianapolis	59,175
11/07	W	28-16		at L.A. Rams	71,785
11/14	W	23-21		New Orleans	69,414
11/21				Houston	
11/28				at New England	
12/12				Jacksonville	
12/19				at Pittsburgh	
12/23				San Francisco	
01/02				Miami	
01/09				at Houston	

Statistic	Tenn.	Opp.
Total First Downs	218	216
Rushing	77	58
Passing	117	132
Penalty	24	26
3rd Down: Made/Att	54/133	50/128
3rd Down Pct.	40.6	39.1
4th Down: Made/Att	10/14	9/15
4th Down Pct.	71.4	60.0
Possession Avg.	32:11	27:49
Total Net Yards	3475	3665
Avg. Per Game	347.5	366.5
Total Plays	663	650
Avg. Per Play	5.2	5.6
Net Yards Rushing	1316	986
Avg. Per Game	131.6	98.6
Total Rushes	315	223
Net Yards Passing	2159	2679
Avg. Per Game	215.9	267.9
Sacked/Yards Lost	29/210	27/192
Gross Yards	2369	2871
Att./Completions	319/212	400/251
Completion Pct.	66.5	62.8
Had Intercepted	8	9
Punts/Average	33/44.1	38/46.8
Net Punting Avg.	33/40.5	38/39.9
Penalties/Yards	67/619	79/715
Fumbles/Ball Lost	7/4	13/5
Touchdowns	32	27
Rushing	16	9
Passing	13	18
Returns	3	0

Score By Periods	Q1	Q2	Q3	Q4	OT	PTS
Team	37	117	42	76	6	278
Opponents	39	85	50	55	3	232

Scoring	TD	Rush	Rec	Ret	K-PAT	FG	S	PTS
Bullock	0	0	0	0	27/28	18/20	0	81
Henry	10	10	0	0			0	62
Tannehill	5	5	0	0			0	30
Pruitt	3	0	3	0			0	20
A.J. Brown	3	0	3	0			0	18
Byard	2	0	0	2			0	12
Swaim	2	0	2	0			0	12
Westbrook-Ikhine	2	0	2	0			0	12
Batson	1	0	1	0			0	6
McNichols	1	0	1	0			0	6
Molden	1	0	0	1			0	6
Peterson	1	1	0	0			0	6
Rogers	1	0	1	0			0	6
Badgley	0	0	0	0	1/2	0/1	0	1
Team	32	16	13	3	28/30	18/21	0	278
Opponents	27	9	18	0	20/24	16/20	0	232

2-Pt Conv: Henry, Pruitt, **TM 2-2; OP 1-3**
Sacks: Landry 10, Simmons 7.5, Autry 5, Adeniyi 2.5, Dupree 1, N. Jones 1, **TM 27, OPP 29**
FUM/Lost: Tannehill 4/3, Brewer 1/0, Henry 1/0, Westbrook-Ikhine 1/1

Passing	Att	Cmp	Yds	Cmp%	Yds/Att	TD	TD%	Int	Int%	Long	Sack/Lost	Rating
Tannehill	316	210	2358	66.5	7.46	12	3.8	8	2.5	57t	29/210	90.7
A.J. Brown	1	0	0	0.0	0.00	0	0.0	0	0.0	---	0/0	39.6
M. Farley	1	1	6	100.0	6.00	0	0.0	0	0.0	6	0/0	91.7
Henry	1	1	5	100.0	5.00	1	100.0	0	0.0	5t	0/0	127.1
Team	319	212	2369	66.5	7.43	13	4.1	8	2.5	57t	29/210	91.5
Opponents	400	251	2871	62.8	7.18	18	4.5	9	2.3	68t	27/192	89.9

Rushing	No.	Yds	Avg	Long	TD
Henry	219	937	4.3	76t	10
Tannehill	30	169	5.6	28	5
McNichols	18	69	3.8	14	0
Foreman	16	59	3.7	11	0
Peterson	18	42	2.3	6	1
Batson	2	15	7.5	11	0
A.J. Brown	2	10	5.0	7	0
Rogers	1	9	9.0	9	0
D. Evans	2	7	3.5	5	0
Sargent	2	4	2.0	2	0
M. Johnson	2	-2	-1.0	5	0
Woodside	3	-3	-1.0	-1	0
Team	315	1316	4.2	76t	16
Opponents	223	986	4.4	58	9

Receiving	No.	Yds	Avg	Long	TD
A.J. Brown	41	567	13.8	57t	3
McNichols	25	215	8.6	27	1
Ju. Jones	21	336	16.0	51	0
Swaim	19	131	6.9	26	2
Henry	18	154	8.6	16	0
Westbrook-Ikhine	16	165	10.3	18t	2
Rogers	15	195	13.0	39	1
Firkser	14	112	8.0	14	0
Pruitt	11	129	11.7	22	3
Reynolds	10	90	9.0	12	0
M. Johnson	9	160	17.8	50	0
Hudson	3	31	10.3	14	0
Foreman	2	48	24.0	39	0
Batson	2	15	7.5	13	1
D. Evans	2	11	5.5	6	0
Peterson	2	4	2.0	5	0
Hooker	1	6	6.0	6	0
Fitzpatrick	1	0	0.0	0	0
Team	212	2369	11.2	57t	13
Opponents	251	2871	11.4	68t	18

Interceptions	No.	Yds	Avg	Long	TD
Byard	5	66	13.2	24t	1
Fulton	1	13	13.0	13	0
Long	1	6	6.0	6	0
Molden	1	2	2.0	2t	1
R. Evans	1	0	0.0	0	0
Team	9	87	9.7	24t	2
Opponents	8	100	12.5	32	0

Punting	No.	Yds	Avg	Net	TB	In	Lg	B
Kern	22	991	45.0	42.2	0	9	59	0
Townsend	11	465	42.3	37.0	1	2	63	0
Team	33	1456	44.1	40.5	1	11	63	0
Opponents	38	1777	46.8	39.9	5	11	66	0

Punt Returns	Ret	FC	Yds	Avg	Long	TD
Rogers	14	13	161	11.5	22	0
C. Jackson	0	0	0	---	0	0
Kinsey	0	1	0	---	---	0
Team	14	14	161	11.5	22	0
Opponents	10	10	100	10.0	18	0

Kickoff Returns	No.	Yds	Avg	Long	TD
M. Johnson	7	156	22.3	31	0
Rogers	7	114	16.3	19	0
Batson	5	80	16.0	20	0
McNichols	2	31	15.5	16	0
D. Evans	1	17	17.0	17	0
Team	22	398	18.1	31	0
Opponents	28	565	20.2	31	0

Field Goals	1-19	20-29	30-39	40-49	50+
Bullock	0/0	2/2	10/10	5/7	1/1
Badgley TM	0/0	0/0	0/0	0/1	0/0
Team	0/0	2/2	10/10	5/8	1/1
Opponents	0/0	8/8	4/4	2/3	2/5

Bullock: () (33G,30G,24G,44N,36G) (32G) (44G,46G,36G,49N) (34G) (43G,38G) (34G,51G) (46G,44G) () (28G,36G,36G)
 (TM: (46N) (33G,30G,24G,44N,36G) (32G) (44G,46G,36G,49N) (34G) (43G,38G) (34G,51G) (46G,44G) () (28G,36G, 36G)
 OPP: (34G,43N) (31G) (43G,28G,24G,51N) (27G,22G) (53N) (24G,28G,52G) (42G,57N) (34G) (34G,22G,54G) (20G)

GAME PREVIEW

TEAM NOTES

PLAYER NOTES

MEDIA

STATISTICS

ROSTERS

TITANS GIVE ONE BACK IN A 22-13 LOSS TO THE TEXANS

**BY JIM WYATT
TENNESSEE TITANS
NOVEMBER 21, 2021**

NASHVILLE – The Titans had a problem with Houston on Sunday.

But the reality is, their biggest problem was themselves.

Even the rain at Nissan Stadium couldn't wash away all of Tennessee's sins in a 22-13 loss to the Houston Texans.

The Titans turned the ball over five times in the contest, including four times on interceptions thrown by quarterback Ryan Tannehill.

"We got beat today," Coach Mike Vrabel said. "We turned the ball over five times. You know what I mean? You guys all cover this league. If you don't play well in this league, I don't care who it is, you turn the ball over in this league, you're going to lose. Nobody wants to hear that, nobody believes that, but when you do that, it doesn't matter what the record is. We had five turnovers. They had zero. You're going to lose the game 99 percent of the time (when that happens)."

The loss ended the team's six-game winning streak, as the Titans fell to 8-3.

The Texans (2-8), meanwhile, snapped an eight-game losing streak with the win.

"At the end of the day, it all falls squarely upon me -- I have to be better," Tannehill said after the game. "We just kept shooting ourselves in the foot. Turnovers, turnover on downs, penalties. We shot ourselves in the foot all day and we've got to be better. It starts with me."

The Titans got off to a terrible start, and things never got better as a

comeback effort was derailed by mistakes.

It didn't matter that the Titans outgained the Texans 420 to 190 in total yards, or that they tallied 26 first downs to their 15.

That's because the Titans didn't make enough plays when they needed them while turning the ball again and again.

It's certain to provide a jolt after six straight wins over teams that went to the playoffs in 2020.

"It sucks, it always sucks when you lose in this league," Titans defensive lineman Jeffrey Simmons said. "We have to come back and prepare better. We have to play better. We have to communicate better. Props to them, they came to play. ... The message coming in Tuesday, get the corrections and move on.

"Next week (we've) got to be better because we are playing another great team with another good quarterback. So, I think the focus is on getting the corrections and moving on."

The Texans took a 6-0 lead on a pair of field goals by kicker Ka'imi Fairbairn. One of the field goals followed an interception thrown by Tannehill, which was returned to the Tennessee six-yard-line.

The Texans extended their lead to 12-0 on a seven-yard touchdown run by quarterback Tyrod Taylor.

The Titans, meanwhile, couldn't get much going. The first Tannehill interception killed one drive as the Titans neared the Houston goal line, and later running back Adrian Peterson was stuffed on a 4th and 1 at the Texans 31 to end another late in the first half.

Tennessee's final drive of the first half ended with an intentional grounding call on Tannehill, and the Titans trailed 12-0 at the half.

Things got worse at the start of the second half.

After the defense got a stop, a punt went off the lower leg of Titans returner Chester Rogers, and it was recovered at the five-yard line.

Three plays later, Taylor ran it in again, this time from five yards out, to make it 19-0 with 7:00 left in the third quarter.

The Titans showed some life late in the third quarter, as Tannehill hit receiver Dez Fitzpatrick for an 18-yard touchdown completion to cut the lead to 19-6.

The Titans were driving for more points in the fourth quarter, but a Tannehill pass intended for Fitzpatrick was intercepted by Texans defensive back Desmond King at the one-yard line.

After the Titans cut the lead to 19-13 with 7:47 left when tight end Anthony Firkser recovered teammate Dontrell Hilliard's fumble in the end zone, Tannehill was intercepted by King again in the closing minutes, and the Texans added another field goal with 3:26 left to make it 22-13. Tannehill threw his fourth interception of the game just before the two-minute warning.

"It is the NFL, and everybody has really good players no matter what their record is. Today they showed up and outperformed us," Titans linebacker Jayon Brown said of the Texans. "When you step on the field it is always 50-50 on who is going to win the game. Today, Houston came up with the victory.

"Everybody on the team just has to look at themselves and say, 'What can I do better?' I know I missed some tackles and missed some assignments. I need to work on that, be more of a playmaker for this team and continue to lead by example. I just have to fix myself first and guys on the team will do it as well, because we care and we want to win."

The Titans face at Patriots on Sunday in Foxborough, Massachusetts.

Final Individual Statistics

Houston Texans

RUSHING	ATT	YDS	AVG	LG	TD
R.Burkhead	18	40	2.2	9	0
T.Taylor	6	28	4.7	7	2
D.Johnson	13	18	1.4	5	0
P.Lindsay	1	-3	-3.0	-3	0
Total	38	83	2.2	9	2

PASSING	ATT	CMP	YDS	SK/YD	TD	LG	IN	RT
T.Taylor	24	14	107	0/0	0	13	0	69.3
Total	24	14	107	0/0	0	13	0	69.3

PASS RECEIVING	TAR	REC	YDS	AVG	LG	TD
C.Conley	5	4	37	9.3	13	0
D.Johnson	4	3	16	5.3	8	0
B.Cooks	3	2	18	9.0	10	0
P.Brown	4	2	10	5.0	8	0
C.Moore	1	1	10	10.0	10	0
N.Collins	2	1	9	9.0	9	0
B.Jordan	3	1	7	7.0	7	0
D.Amendola	1	0	0	0.0	0	0
Total	23	14	107	7.6	13	0

INTERCEPTIONS	NO	YDS	AVG	LG	TD
D.King	2	25	12.5	25	0
K.Grugier-Hill	1	82	82.0	82	0
T.Mitchell	1	22	22.0	22	0
Total	4	129	32.3	82	0

PUNTING	NO	YDS	AVG	NET	TB	IN20	LG
C.Johnston	7	307	43.9	41.0	0	5	52
Total	7	307	43.9	41.0	0	5	52

PUNT RETURNS	NO	YDS	AVG	FC	LG	TD
D.King	1	10	10.0	0	10	0
[OUT OF BOUNDS]	1	0	0.0	0	0	0
Total	1	10	10.0	0	10	0

KICKOFF RETURNS	NO	YDS	AVG	FC	LG	TD
T.Smith	1	17	17.0	0	17	0
[TOUCHBACK]	2	0	0.0	0	0	0
Total	1	17	17.0	0	17	0

Tennessee Titans

RUSHING	ATT	YDS	AVG	LG	TD
A.Peterson	9	40	4.4	16	0
D.Hilliard	7	35	5.0	16	0
D.Foreman	7	25	3.6	9	0
R.Tannehill	2	3	1.5	3	0
Total	25	103	4.1	16	0

PASSING	ATT	CMP	YDS	SK/YD	TD	LG	IN	RT
R.Tannehill	52	35	323	2/6	1	46	4	58.4
Total	52	35	323	2/6	1	46	4	58.4

PASS RECEIVING	TAR	REC	YDS	AVG	LG	TD
D.Hilliard	10	8	47	5.9	10	0
N.Westbrook-Ikhine	8	7	107	15.3	46	0
A.Brown	9	5	48	9.6	11	0
A.Firkser	7	5	26	5.2	7	0
C.Rogers	6	4	41	10.3	12	0
D.Fitzpatrick	6	3	35	11.7	18	1
A.Peterson	2	2	4	2.0	5	0
D.Foreman	1	1	15	15.0	15	0
M.Johnson	1	0	0	0.0	0	0
T.Hudson	1	0	0	0.0	0	0
Total	51	35	323	9.2	46	1

INTERCEPTIONS	NO	YDS	AVG	LG	TD
Total	0	0	0	0	0

PUNTING	NO	YDS	AVG	NET	TB	IN20	LG
B.Kern	2	80	40.0	35.0	0	1	53
Total	2	80	40.0	35.0	0	1	53

PUNT RETURNS	NO	YDS	AVG	FC	LG	TD
C.Rogers	4	20	5.0	2	16	0
[OUT OF BOUNDS]	1	0	0.0	0	0	0
Total	4	20	5.0	2	16	0

KICKOFF RETURNS	NO	YDS	AVG	FC	LG	TD
D.Hilliard	3	65	21.7	0	26	0
M.Johnson	2	23	11.5	0	14	0
[TOUCHBACK]	1	0	0.0	0	0	0
Total	5	88	17.6	0	26	0

Houston Texans

FUMBLES	FUM	LOST	OWN-REC	YDS	TD	FORCED	OPP-REC	YDS	TD	OUT-BDS
T.Taylor	1	0	1	-3	0	0	0	0	0	0
Z.Cunningham	0	0	0	0	0	1	0	0	0	0
J.Martin	0	0	0	0	0	1	0	0	0	0
T.Smith	0	0	0	0	0	0	1	0	0	0
Total	1	0	1	-3	0	2	1	0	0	0

Tennessee Titans

FUMBLES	FUM	LOST	OWN-REC	YDS	TD	FORCED	OPP-REC	YDS	TD	OUT-BDS
R.Tannehill	2	0	0	-2	0	0	0	0	0	0
D.Hilliard	1	0	0	0	0	0	0	0	0	0
C.Rogers	1	1	0	0	0	0	0	0	0	0
A.Firkser	0	0	1	0	1	0	0	0	0	0

Houston Texans vs Tennessee Titans

11/21/2021 at Nissan Stadium

Final Individual Statistics

B.Jones	0	0	1	0	0	0	0	0	0	0
A.Peterson	0	0	1	0	0	0	0	0	0	0
Total	4	1	3	-2	1	0	0	0	0	0

Final Team Statistics

	Visitor Texans	Home Titans
TOTAL FIRST DOWNS	15	26
By Rushing	8	7
By Passing	5	19
By Penalty	2	0
THIRD DOWN EFFICIENCY	6-17-35.3%	6-15-40.0%
FOURTH DOWN EFFICIENCY	1-1-100.0%	2-4-50.0%
TOTAL NET YARDS	190	420
Total Offensive Plays (inc. times thrown passing)	62	79
Average gain per offensive play	3.1	5.3
NET YARDS RUSHING	83	103
Total Rushing Plays	38	25
Average gain per rushing play	2.2	4.1
Tackles for a loss-number and yards	6-11	5-10
NET YARDS PASSING	107	317
Times thrown - yards lost attempting to pass	0-0	2-6
Gross yards passing	107	323
PASS ATTEMPTS-COMPLETIONS-HAD INTERCEPTED	24-14-0	52-35-4
Avg gain per pass play (inc.# thrown passing)	4.5	5.9
KICKOFFS Number-In End Zone-Touchbacks	6-1-1	3-2-2
PUNTS Number and Average	7-43.9	2-40.0
Had Blocked	0	0
FGs - PATs Had Blocked	0-0	0-0
Net Punting Average	41.0	35.0
TOTAL RETURN YARDAGE (Not Including Kickoffs)	139	20
No. and Yards Punt Returns	1-10	4-20
No. and Yards Kickoff Returns	1-17	5-88
No. and Yards Interception Returns	4-129	0-0
PENALTIES Number and Yards	7-50	5-52
FUMBLES Number and Lost	1-0	4-1
TOUCHDOWNS	2	2
Rushing	2	0
Passing	0	1
Fumbles	0	1
EXTRA POINTS Made-Attempts	1-2	1-2
Kicking Made-Attempts	1-2	1-2
FIELD GOALS Made-Attempts	3-3	0-0
RED ZONE EFFICIENCY	2-4-50%	2-3-67%
GOAL TO GO EFFICIENCY	2-3-67%	1-1-100%
SAFETIES	0	0
FINAL SCORE	22	13
TIME OF POSSESSION	29:38	30:22

Ball Possession And Drive Chart

Houston Texans

#	Time Recd	Time Lost	Time Poss	How Ball Obtained	Drive Began	# Play	Yds Gain	Yds Pen	Net Yds	1st Down	Last Scrm	How Given Up
1	11:02	4:04	6:58	Punt	HST 13	14	72	-10	62	5	TEN 25	Field Goal
2	15:00	13:35	1:25	Interception	TEN 6	4	0	0	0	0	* TEN 6	Field Goal
3	12:22	7:43	4:39	Punt	HST 24	9	46	30	76	6	* TEN 7	Touchdown
4	3:04	1:44	1:20	Downs	HST 31	3	7	0	7	0	HST 38	Punt
5	15:00	7:36	7:24	Kickoff	HST 25	13	40	0	40	3	TEN 35	Punt
6	7:36	7:00	0:36	Muffed Punt	TEN 5	3	5	0	5	1	* TEN 5	Touchdown
7	2:24	1:20	1:04	Kickoff	HST 25	3	-2	0	-2	0	HST 23	Punt
8	14:31	12:57	1:34	Downs	HST 24	3	9	0	9	0	HST 33	Punt
9	11:02	10:02	1:00	Interception	HST 1	3	1	0	1	0	HST 2	Punt
10	7:47	6:15	1:32	Kickoff	HST 25	3	9	0	9	0	HST 34	Punt
11	3:42	3:26	0:16	Interception	TEN 15	4	1	-5	-4	0	* TEN 19	Field Goal
12	2:07	0:17	1:50	Interception	TEN 48	3	-1	-5	-6	0	HST 46	Punt

(494) Average HST 41

Tennessee Titans

#	Time Recd	Time Lost	Time Poss	How Ball Obtained	Drive Began	# Play	Yds Gain	Yds Pen	Net Yds	1st Down	Last Scrm	How Given Up
1	15:00	11:02	3:58	Kickoff	TEN 22	8	38	0	38	3	HST 40	Punt
2	4:04	0:00	4:04	Kickoff	TEN 20	9	62	0	62	4	* HST 18	Interception
3	13:35	12:22	1:13	Kickoff	TEN 25	3	8	0	8	0	TEN 33	Punt
4	7:43	3:04	4:39	Kickoff	TEN 33	7	31	5	36	2	HST 31	Downs
5	1:44	0:00	1:44	Punt	TEN 7	10	64	-5	59	4	HST 24	End of Half
6	7:00	2:24	4:36	Kickoff	TEN 22	13	78	0	78	5	* HST 18	Touchdown
7	1:20	14:31	1:49	Punt	HST 44	5	20	0	20	1	HST 24	Downs
8	12:57	11:02	1:55	Punt	TEN 17	7	58	0	58	2	HST 25	Interception
9	10:02	7:47	2:15	Punt	HST 36	6	36	0	36	3	* HST 7	Touchdown
10	6:15	3:42	2:33	Punt	TEN 16	6	10	0	10	1	TEN 26	Interception
11	3:26	2:07	1:19	Kickoff	TEN 33	4	20	0	20	1	HST 47	Interception
12	0:17	0:00	0:17	Punt	TEN 15	1	-4	0	-4	0	TEN 15	End of Game

(330) Average TEN 28

* inside opponent's 20

Time of Possession by Quarter		1st	2nd	3rd	4th	OT	Total
Visitor	Houston Texans	6:58	7:24	9:04	6:12		29:38
Home	Tennessee Titans	8:02	7:36	5:56	8:48		30:22

Kickoff Drive No.-Start Average

Texans: 3 - HST 25

Titans: 6 - TEN 26

Final Defensive Statistics

Houston Texans	Regular Defensive Plays											Special Teams					Misc				
	TKL	AST	COMB	SK	/ YDS	TFL	Q	IN	PD	FF	FR	TKL	AST	FF	FR	BL	TKL	AST	FF	FR	
K.Grugier-Hill	6	6	12	0	0	0	2	1	2	0	0	0	0	0	0	0	0	0	0	0	0
Z.Cunningham	6	5	11	0	0	1	0	0	1	1	0	0	0	0	0	0	0	0	0	0	0
E.Murray	6	5	11	0	0	0	0	0	1	0	0	0	0	0	0	0	0	0	0	0	0
D.King	7	1	8	0	0	0	0	2	2	0	0	0	0	0	0	0	0	0	0	0	0
T.Mitchell	5	3	8	0	0	0	0	1	1	0	0	0	0	0	0	0	0	0	0	0	0
T.Thomas	3	2	5	0	0	0	0	0	0	0	0	3	1	0	0	0	0	0	0	0	0
R.Blacklock	2	2	4	1	5	2	1	0	0	0	0	0	0	0	0	0	0	0	0	0	0
N.Hewitt	2	1	3	0	0	0	1	0	0	0	0	0	0	0	0	0	0	0	0	0	0
M.Collins	2	1	3	0	0	2	1	0	0	0	0	0	0	0	0	0	0	0	0	0	0
R.Lopez	1	2	3	0	0	0	0	0	0	0	0	0	0	0	0	0	0	0	0	0	0
J.Johnson	0	3	3	0	0	0	1	0	0	0	0	0	0	0	0	0	0	0	0	0	0
D.Rivers	2	0	2	0	0	0	0	0	0	0	0	0	0	0	0	0	0	0	0	0	0
J.Martin	1	1	2	1	1	0	1	0	0	1	0	0	0	0	0	0	0	0	0	0	0
Ju.Reid	1	1	2	0	0	0	0	0	0	0	0	0	0	0	0	0	0	0	0	0	0
J.Jenkins	1	0	1	0	0	0	0	0	0	0	0	0	0	0	0	0	0	0	0	0	0
D.Walker	0	1	1	0	0	0	1	0	0	0	0	0	0	0	0	0	0	0	0	0	0
A.Moore	0	0	0	0	0	0	0	0	0	0	0	2	0	0	0	0	0	0	0	0	0
L.Johnson	0	0	0	0	0	0	0	0	0	0	0	1	0	0	0	0	0	0	0	0	0
K.Pierre-Louis	0	0	0	0	0	0	0	0	0	0	0	1	0	0	0	0	0	0	0	0	0
C.Moore	0	0	0	0	0	0	0	0	0	0	0	0	1	0	0	0	0	0	0	0	0
T.Smith	0	0	0	0	0	0	0	0	0	0	0	0	0	0	1	0	0	0	0	0	0
T.Taylor	0	0	0	0	0	0	0	0	0	0	0	0	0	0	0	0	0	0	0	0	1
Total	45	34	79	2	6	5	8	4	7	2	0	7	2	0	1	0	0	0	0	0	1

TKL = Tackle AST = Assist COMB = Combined QH=QB Hit IN = Interception PD = Pass Defense FF = Forced Fumble FR = Fumble Recovery

Tennessee Titans	Regular Defensive Plays											Special Teams					Misc				
	TKL	AST	COMB	SK	/ YDS	TFL	QH	IN	PD	FF	FR	TKL	AST	FF	FR	BL	TKL	AST	FF	FR	
J.Brown	6	8	14	0	0	0	0	0	0	0	0	0	0	0	0	0	0	0	0	0	0
M.Rice	3	4	7	0	0	0	0	0	0	0	0	0	1	0	0	0	0	0	0	0	0
K.Byard	3	4	7	0	0	0	0	0	0	0	0	0	0	0	0	0	0	0	0	0	0
E.Molden	3	3	6	0	0	0	1	0	1	0	0	0	0	0	0	0	0	0	0	0	0
J.Simmons	5	0	5	0	0	1	0	0	1	0	0	0	0	0	0	0	0	0	0	0	0
H.Landry	4	1	5	0	0	2	0	0	0	0	0	0	0	0	0	0	0	0	0	0	0
A.Hooker	1	3	4	0	0	0	0	0	0	0	0	0	0	0	0	0	0	0	0	0	0
C.Jackson	3	0	3	0	0	0	0	0	0	0	0	0	0	0	0	0	0	0	0	0	0
T.Tart	3	0	3	0	0	1	0	0	0	0	0	0	0	0	0	0	0	0	0	0	0
D.Cole	2	1	3	0	0	1	0	0	0	0	0	1	0	0	0	0	0	0	0	0	0
K.Fulton	1	2	3	0	0	0	0	0	0	0	0	0	0	0	0	0	0	0	0	0	0
N.Jones	2	0	2	0	0	1	0	0	0	0	0	0	0	0	0	0	0	0	0	0	0
L.Murchison	1	1	2	0	0	0	0	0	0	0	0	0	0	0	0	0	0	0	0	0	0
C.Jones	1	0	1	0	0	0	0	0	1	0	0	0	0	0	0	0	0	0	0	0	0
D.Autry	1	0	1	0	0	0	0	0	1	0	0	0	0	0	0	0	0	0	0	0	0
T.Carter	0	0	0	0	0	0	0	0	0	0	0	1	0	0	0	0	0	0	0	0	0
D.Hilliard	0	0	0	0	0	0	0	0	0	0	0	0	0	0	0	0	2	0	0	0	0
D.Fitzpatrick	0	0	0	0	0	0	0	0	0	0	0	0	0	0	0	0	1	0	0	0	0
R.Tannehill	0	0	0	0	0	0	0	0	0	0	0	0	0	0	0	0	1	0	0	0	0
A.Peterson	0	0	0	0	0	0	0	0	0	0	0	0	0	0	0	0	0	0	0	0	1
A.Firkser	0	0	0	0	0	0	0	0	0	0	0	0	0	0	0	0	0	0	0	0	1
B.Jones	0	0	0	0	0	0	0	0	0	0	0	0	0	0	0	0	0	0	0	0	1
Total	39	27	66	0	0	6	1	0	4	0	0	2	1	0	0	0	4	0	0	0	3

Play By Play

First Quarter

11/21/2021

HST wins the coin toss and elects to defer. TEN elects to Receive, and HST elects to defend the north goal.

K.Fairbairn kicks 57 yards from HST 35 to TEN 8. M.Johnson to TEN 22 for 14 yards (T.Thomas).

Tennessee Titans at 15:00, (1st play from scrimmage 14:55)

1-10-TEN 22	(14:55) A.Peterson left tackle to TEN 23 for 1 yard (R.Lopez).	
2-9-TEN 23	(14:30) (No Huddle) R.Tannehill pass incomplete short middle to A.Brown.	
3-9-TEN 23	(14:26) (Shotgun) R.Tannehill pass short right to C.Rogers to TEN 34 for 11 yards (K.Grugier-Hill).	P1
<u>1-10-TEN 34</u>	(13:58) (No Huddle) D.Hilliard right tackle to TEN 45 for 11 yards (Ju.Reid).	R2
<u>1-10-TEN 45</u>	(13:31) (No Huddle) PENALTY on HST-D.King, Neutral Zone Infraction, 5 yards, enforced at TEN 45 - No Play.	
1-5-50	(13:16) (No Huddle) D.Hilliard left guard to HST 43 for 7 yards (T.Thomas).	R3
<u>1-10-HST 43</u>	(12:32) R.Tannehill pass incomplete deep middle to C.Rogers [N.Hewitt].	
2-10-HST 43	(12:26) R.Tannehill FUMBLES (Aborted) at HST 49, recovered by TEN-A.Peterson at HST 45.	
3-12-HST 45	(11:42) (Shotgun) R.Tannehill pass short middle to N.Westbrook-Ikhine to HST 35 for 10 yards (E.Murray).	
4-2-HST 35	(11:20) (No Huddle, Shotgun) PENALTY on TEN-R.Saffold, False Start, 5 yards, enforced at HST 35 - No Play.	
4-7-HST 40	(11:07) B.Kern punts 27 yards to HST 13, Center-M.Cox, out of bounds.	

Houston Texans at 11:02

1-10-HST 13	(11:02) D.Johnson left guard to HST 18 for 5 yards (M.Rice, J.Brown).	
2-5-HST 18	(10:28) D.Johnson up the middle to HST 20 for 2 yards (L.Murchison).	
3-3-HST 20	(9:57) (Shotgun) T.Taylor scrambles right end to HST 27 for 7 yards (K.Fulton).	R1
<u>1-10-HST 27</u>	(9:19) (Shotgun) T.Taylor pass short right to B.Cooks pushed ob at HST 35 for 8 yards (E.Molden).	
2-2-HST 35	(8:51) (Shotgun) R.Burkhead up the middle to HST 39 for 4 yards (J.Brown). HST-T.Howard was injured during the play. His return is Questionable.	R2
<u>1-10-HST 39</u>	(8:41) (Shotgun) T.Taylor pass short middle to C.Moore pushed ob at HST 49 for 10 yards (M.Rice; K.Byard).	P3
<u>1-10-HST 49</u>	(8:20) T.Taylor pass short right to N.Collins pushed ob at TEN 42 for 9 yards (C.Jackson).	
2-1-TEN 42	(7:44) (Shotgun) D.Johnson up the middle to TEN 38 for 4 yards (J.Brown; K.Byard).	R4
	Timeout #1 by HST at 06:57.	
<u>1-10-TEN 38</u>	(6:57) D.Johnson right guard to TEN 37 for 1 yard (J.Brown).	
	PENALTY on HST-T.Howard, Offensive Holding, 10 yards, enforced at TEN 38 - No Play.	
1-20-TEN 48	(6:30) (Shotgun) T.Taylor pass short left to P.Brown to TEN 40 for 8 yards (M.Rice, J.Brown).	
2-12-TEN 40	(5:48) (Shotgun) T.Taylor pass short left to C.Conley to TEN 28 for 12 yards (C.Jackson).	P5
<u>1-10-TEN 28</u>	(5:16) D.Johnson up the middle to TEN 26 for 2 yards (N.Jones). TEN-N.Jones was injured during the play.	
2-8-TEN 26	(4:53) (Shotgun) R.Burkhead right guard to TEN 25 for 1 yard (J.Simmons).	
3-7-TEN 25	(4:13) (Shotgun) T.Taylor pass incomplete short right to B.Jordan.	
4-7-TEN 25	(4:08) K.Fairbairn 43 yard field goal is GOOD, Center-J.Weeks, Holder-C.Johnston.	

HST 3 TEN 0, 14 plays, 62 yards, 6:58 drive, 10:56 elapsed
--

K.Fairbairn kicks 56 yards from HST 35 to TEN 9. M.Johnson MUFFS catch, and recovers at TEN 11. M.Johnson to TEN 20 for 9 yards (C.Moore; T.Thomas).

Tennessee Titans at 4:04, (1st play from scrimmage 3:59)

1-10-TEN 20	(3:59) A.Peterson left tackle to TEN 36 for 16 yards (N.Hewitt, D.King).	R4
<u>1-10-TEN 36</u>	(3:27) (No Huddle) A.Peterson up the middle to TEN 40 for 4 yards (E.Murray; M.Collins).	
2-6-TEN 40	(2:50) (No Huddle) A.Peterson left tackle to HST 48 for 12 yards (D.King).	R5
<u>1-10-HST 48</u>	(2:21) (No Huddle) R.Tannehill pass short right to A.Brown pushed ob at HST 38 for 10 yards (T.Mitchell).	P6
<u>1-10-HST 38</u>	(1:58) (No Huddle) A.Peterson right end to HST 33 for 5 yards (N.Hewitt; E.Murray).	
2-5-HST 33	(1:12) R.Tannehill pass short middle to A.Brown to HST 22 for 11 yards (J.Jenkins).	P7
<u>1-10-HST 22</u>	(:40) (No Huddle) D.Foreman right end to HST 18 for 4 yards (J.Johnson; K.Grugier-Hill).	
2-6-HST 18	(:05) (No Huddle) R.Tannehill pass incomplete deep left to M.Johnson.	
	Timeout #1 by TEN at 00:01.	
3-6-HST 18	(:01) (Shotgun) R.Tannehill pass short left intended for A.Brown INTERCEPTED by K.Grugier-Hill at HST 12. K.Grugier-Hill to TEN 6 for 82 yards (D.Hilliard).	

END OF QUARTER

	Score	Time Poss	First Downs				Efficiencies	
			R	P	X	T	3 Down	4 Down
Houston Texans	3	6:58	3	2	0	5	1/2	0/0
Tennessee Titans	0	8:02	4	3	0	7	1/3	0/0

Second Quarter

11/21/2021

Play By Play

Houston Texans continued.

Houston Texans at 15:00

- 1-6-TEN 6 (15:00) P.Lindsay left end to TEN 9 for -3 yards (H.Landry).
 2-9-TEN 9 (14:19) (Shotgun) T.Taylor pass short right to D.Johnson pushed ob at TEN 6 for 3 yards (H.Landry).
 3-6-TEN 6 (13:43) (Shotgun) T.Taylor pass incomplete short left to N.Collins (C.Jones).
 Houston challenged the incomplete pass ruling, and the play was Upheld. The ruling on the field stands. (Timeout #2.)
 4-6-TEN 6 (13:38) K.Fairbairn 24 yard field goal is GOOD, Center-J.Weeks, Holder-C.Johnston.

HST 6 TEN 0, 4 plays, 0 yards, 1:25 drive, 1:25 elapsed

K.Fairbairn kicks 65 yards from HST 35 to end zone, Touchback.

Tennessee Titans at 13:35

- 1-10-TEN 25 (13:35) R.Tannehill pass incomplete short middle to A.Brown (Z.Cunningham).
 2-10-TEN 25 (13:31) D.Foreman right tackle to TEN 34 for 9 yards (E.Murray).
 3-1-TEN 34 (13:10) (No Huddle, Shotgun) D.Foreman left guard to TEN 33 for -1 yards (D.Walker; J.Martin).
 4-2-TEN 33 (12:32) B.Kern punts 53 yards to HST 14, Center-M.Cox. D.King pushed ob at HST 24 for 10 yards (T.Carter).

Houston Texans at 12:22

- 1-10-HST 24 (12:22) (Shotgun) T.Taylor pass short left to C.Conley to HST 37 for 13 yards (K.Byard) P6
1-10-HST 37 (11:47) T.Taylor pass incomplete short right to B.Cooks [T.Tart].
 PENALTY on TEN-K.Fulton, Defensive Pass Interference, 15 yards, enforced at HST 37 - No Play. X7
1-10-TEN 48 (11:42) (Shotgun) T.Taylor FUMBLES (Aborted) at HST 47, and recovers at HST 47. T.Taylor to HST 49 for 2 yards (D.Cole).
 2-13-HST 49 (11:07) (Shotgun) T.Taylor pass short right to B.Cooks to TEN 41 for 10 yards (K.Fulton; E.Molden).
 3-3-TEN 41 (10:31) (Shotgun) T.Taylor pass short right to D.Johnson pushed ob at TEN 36 for 5 yards (D.Cole). P8
 PENALTY on TEN-D.Cole, Face Mask (15 Yards), 15 yards, enforced at TEN 36. X9
1-10-TEN 21 (10:19) R.Burkhead right tackle to TEN 18 for 3 yards (J.Brown).
 2-7-TEN 18 (9:43) (Shotgun) T.Taylor pass short right to C.Conley pushed ob at TEN 12 for 6 yards (C.Jackson).
 3-1-TEN 12 (9:13) R.Burkhead left tackle to TEN 10 for 2 yards (K.Fulton; A.Hooker). R10
1-10-TEN 10 (8:28) (Shotgun) R.Burkhead left guard to TEN 7 for 3 yards (J.Brown).
 2-7-TEN 7 (7:50) (Shotgun) T.Taylor scrambles left end for 7 yards, TOUCHDOWN. R11
 K.Fairbairn extra point is No Good, Wide Left, Center-J.Weeks, Holder-C.Johnston.

HST 12 TEN 0, 9 plays, 76 yards, 2 penalties, 4:39 drive, 7:17 elapsed
--

K.Fairbairn kicks 58 yards from HST 35 to TEN 7. D.Hilliard to TEN 33 for 26 yards (T.Thomas).

Tennessee Titans at 7:43, (1st play from scrimmage 7:38)

- 1-10-TEN 33 (7:38) D.Foreman up the middle to TEN 36 for 3 yards (E.Murray).
 PENALTY on HST-R.Blacklock, Defensive Offside, 5 yards, enforced at TEN 33 - No Play.
 1-5-TEN 38 (7:18) D.Foreman left tackle to TEN 46 for 8 yards (D.Rivers, K.Grugier-Hill). R8
1-10-TEN 46 (6:41) D.Foreman up the middle to TEN 45 for -1 yards (E.Murray; R.Lopez).
 2-11-TEN 45 (6:04) (Shotgun) R.Tannehill pass short right to D.Foreman to HST 40 for 15 yards (E.Murray). P9
1-10-HST 40 (5:16) D.Foreman left end to HST 31 for 9 yards (N.Hewitt).
 2-1-HST 31 (4:32) A.Peterson up the middle to HST 32 for -1 yards (Z.Cunningham).
 3-2-HST 32 (3:51) (Shotgun) R.Tannehill pass short left to A.Firkser to HST 31 for 1 yard (E.Murray).
 4-1-HST 31 (3:10) A.Peterson up the middle to HST 31 for no gain (K.Grugier-Hill, Ju.Reid).

Houston Texans at 3:04

- 1-10-HST 31 (3:04) D.Johnson up the middle to HST 28 for -3 yards (T.Tart).
 2-13-HST 28 (2:25) (Shotgun) T.Taylor pass short right to P.Brown to HST 30 for 2 yards (J.Brown).
 Penalty on HST-J.McCray, Ineligible Downfield Pass, declined.

Two-Minute Warning

- 3-11-HST 30 (2:00) (Shotgun) T.Taylor pass short right to D.Johnson to HST 38 for 8 yards (K.Byard; J.Brown).
 Penalty on HST-B.Jordan, Offensive Pass Interference, declined.
 4-3-HST 38 (1:52) C.Johnston punts 48 yards to TEN 14, Center-J.Weeks. C.Rogers to TEN 14 for no gain (A.Moore).
 PENALTY on TEN-N.Dzubnar, Offensive Holding, 7 yards, enforced at TEN 14.

Tennessee Titans at 1:44

- 1-10-TEN 7 (1:44) (Shotgun) R.Tannehill pass incomplete short middle to A.Brown.

Houston Texans vs Tennessee Titans at Nissan Stadium

2-10-TEN 7 (1:39) (Shotgun) R.Tannehill pass short right to D.Hilliard to TEN 15 for 8 yards (T.Mitchell; Z.Cunningham).
 3-2-TEN 15 (1:19) (No Huddle, Shotgun) R.Tannehill pass short right to A.Brown ran ob at TEN 22 for 7 yards (T.Mitchell). P10
1-10-TEN 22 (1:14) (No Huddle, Shotgun) R.Tannehill pass incomplete short right to D.Hilliard.
 2-10-TEN 22 (1:11) (No Huddle, Shotgun) R.Tannehill pass short middle to C.Rogers to TEN 34 for 12 yards (K.Grugier-Hill). P11
1-10-TEN 34 (:54) (No Huddle, Shotgun) R.Tannehill pass short right to A.Firkser to TEN 41 for 7 yards (Z.Cunningham).
 Timeout #2 by TEN at 00:48.
 2-3-TEN 41 (:48) (Shotgun) R.Tannehill pass short right to D.Hilliard to HST 49 for 10 yards (E.Murray; K.Grugier-Hill). P12
1-10-HST 49 (:30) (No Huddle, Shotgun) R.Tannehill pass short right to D.Hilliard to HST 41 for 8 yards (Z.Cunningham; T.Mitchell).
 Timeout #3 by TEN at 00:23.
 2-2-HST 41 (:23) (Shotgun) R.Tannehill pass short left to D.Fitzpatrick to HST 29 for 12 yards (D.King). P13
1-10-HST 29 (:10) (No Huddle) R.Tannehill spiked the ball to stop the clock.
 PENALTY on HST-R.Blacklock, Defensive Offside, 5 yards, enforced at HST 29 - No Play.
 1-5-HST 24 (:09) (Shotgun) R.Tannehill pass incomplete short right.
 PENALTY on TEN-R.Tannehill, Intentional Grounding, 10 yards, enforced at HST 24.

END OF QUARTER

	Score	Time Poss	First Downs				Efficiencies	
			R	P	X	T	3 Down	4 Down
Houston Texans	12	7:24	2	2	2	6	2/4	0/0
Tennessee Titans	0	7:36	1	5	0	6	1/3	0/1

Third Quarter

11/21/2021

Play By Play

HST elects to Receive, and TEN elects to defend the South goal.

R.Bullock kicks 65 yards from TEN 35 to end zone, Touchback.

Houston Texans at 15:00

1-10-HST 25	(15:00) R.Burkhead up the middle to HST 29 for 4 yards (M.Rice; A.Hooker).	
2-6-HST 29	(14:18) R.Burkhead left guard to HST 34 for 5 yards (H.Landry).	
3-1-HST 34	(13:42) R.Burkhead right end pushed ob at HST 42 for 8 yards (K.Byard).	R12
<u>1-10-HST 42</u>	(13:15) (Shotgun) D.Johnson left guard to HST 43 for 1 yard (J.Brown).	
2-9-HST 43	(12:36) (Shotgun) D.Johnson left guard to HST 46 for 3 yards (J.Simmons).	
3-6-HST 46	(11:51) (Shotgun) T.Taylor pass short right to B.Jordan pushed ob at TEN 47 for 7 yards (K.Byard).	P13
<u>1-10-TEN 47</u>	(11:09) T.Taylor scrambles left end to TEN 40 for 7 yards (A.Hooker).	
2-3-TEN 40	(10:31) R.Burkhead right tackle to TEN 39 for 1 yard (J.Simmons).	
3-2-TEN 39	(9:59) R.Burkhead up the middle to TEN 38 for 1 yard (J.Brown; M.Rice). Houston challenged the short of the line to gain ruling, and the play was Upheld. The ruling on the field stands. (Timeout #1.)	
4-1-TEN 38	(9:34) R.Burkhead up the middle to TEN 36 for 2 yards (T.Tart).	R14
<u>1-10-TEN 36</u>	(8:55) (Shotgun) D.Johnson up the middle to TEN 37 for -1 yards (N.Jones).	
2-11-TEN 37	(8:22) (Shotgun) T.Taylor scrambles right end pushed ob at TEN 35 for 2 yards (E.Molden).	
3-9-TEN 35	(7:50) (Shotgun) T.Taylor pass incomplete short right to B.Jordan (E.Molden).	
4-9-TEN 35	(7:44) C.Johnston punts 30 yards to TEN 5, Center-J.Weeks. C.Rogers MUFFS catch, RECOVERED by HST-T.Smith at TEN 5.	

Houston Texans at 7:36

1-5-TEN 5	(7:36) (Shotgun) T.Taylor pass incomplete short right.	
2-5-TEN 5	(7:31) R.Burkhead up the middle to TEN 5 for no gain (T.Tart, J.Brown). TEN-C.Jackson was injured during the play. His return is Questionable.	
3-5-TEN 5	(7:08) (Shotgun) T.Taylor scrambles left end for 5 yards, TOUCHDOWN. K.Fairbairn extra point is GOOD, Center-J.Weeks, Holder-C.Johnston.	R15

HST 19 TEN 0, 3 plays, 5 yards, 0:36 drive, 8:00 elapsed

K.Fairbairn kicks 60 yards from HST 35 to TEN 5. D.Hilliard to TEN 22 for 17 yards (L.Johnson).

Tennessee Titans at 7:00, (1st play from scrimmage 6:56)

1-10-TEN 22	(6:56) A.Peterson left tackle to TEN 23 for 1 yard (Z.Cunningham; R.Lopez).	
2-9-TEN 23	(6:30) (No Huddle) R.Tannehill pass short left to A.Peterson to TEN 28 for 5 yards (K.Grugier-Hill; T.Thomas).	
3-4-TEN 28	(6:04) (No Huddle, Shotgun) R.Tannehill pass short right to A.Brown to TEN 39 for 11 yards (T.Mitchell).	P14
<u>1-10-TEN 39</u>	(5:42) (No Huddle) A.Peterson left tackle to TEN 41 for 2 yards (R.Blacklock; K.Grugier-Hill).	
2-8-TEN 41	(5:15) (No Huddle, Shotgun) R.Tannehill pass short right to A.Peterson to TEN 40 for -1 yards (R.Blacklock).	
3-9-TEN 40	(4:38) (Shotgun) R.Tannehill pass short right to N.Westbrook-Ikhine to HST 44 for 16 yards (Z.Cunningham; T.Mitchell).	P15
<u>1-10-HST 44</u>	(4:09) (No Huddle, Shotgun) R.Tannehill pass short left to A.Brown pushed ob at HST 35 for 9 yards (D.King) [J.Johnson].	
2-1-HST 35	(3:51) (No Huddle, Shotgun) R.Tannehill pass short middle to D.Hilliard to HST 30 for 5 yards (Z.Cunningham).	P16
<u>1-10-HST 30</u>	(3:32) (No Huddle, Shotgun) R.Tannehill pass incomplete deep left to D.Fitzpatrick.	
2-10-HST 30	(3:27) (Shotgun) R.Tannehill pass short middle to C.Rogers to HST 23 for 7 yards (T.Thomas).	
3-3-HST 23	(2:58) (No Huddle, Shotgun) R.Tannehill pass incomplete short right to N.Westbrook-Ikhine [D.Walker].	
4-3-HST 23	(2:53) (Shotgun) R.Tannehill pass short left to D.Hilliard to HST 18 for 5 yards (D.King).	P17
<u>1-10-HST 18</u>	(2:29) (No Huddle, Shotgun) R.Tannehill pass deep middle to D.Fitzpatrick for 18 yards, TOUCHDOWN. R.Bullock extra point is No Good, Wide Left, Center-M.Cox, Holder-B.Kern.	P18

HST 19 TEN 6, 13 plays, 78 yards, 4:36 drive, 12:36 elapsed

R.Bullock kicks 57 yards from TEN 35 to HST 8. T.Smith to HST 25 for 17 yards (D.Cole, M.Rice).

Houston Texans at 2:24, (1st play from scrimmage 2:19)

1-10-HST 25	(2:19) R.Burkhead up the middle to HST 23 for -2 yards (E.Molden; J.Brown).	
2-12-HST 23	(1:37) (Shotgun) T.Taylor pass incomplete short left to P.Brown.	
3-12-HST 23	(1:34) (Shotgun) T.Taylor pass incomplete short middle to D.Johnson (J.Simmons).	
4-12-HST 23	(1:31) C.Johnston punts 52 yards to TEN 25, Center-J.Weeks. C.Rogers to TEN 41 for 16 yards (K.Pierre-Louis). PENALTY on HST-T.Brooks, Unnecessary Roughness, 15 yards, enforced at TEN 41.	

Tennessee Titans at 1:20

1-10-HST 44	(1:20) (Shotgun) D.Hilliard up the middle to HST 28 for 16 yards (K.Grugier-Hill).	R19
<u>1-10-HST 28</u>	(:58) (No Huddle, Shotgun) R.Tannehill pass short left to D.Hilliard to HST 30 for -2 yards (Z.Cunningham; J.Johnson).	

Houston Texans vs Tennessee Titans at Nissan Stadium

2-12-HST 30 (:13) D.Hilliard right tackle to HST 28 for 2 yards (E.Murray).

END OF QUARTER

	Score	Time Poss	First Downs				Efficiencies	
			R	P	X	T	3 Down	4 Down
Houston Texans	19	9:04	3	1	0	4	3/6	1/1
Tennessee Titans	6	5:56	1	5	0	6	2/3	1/1

Tennessee Titans continued.

- 3-10-HST 28 (15:00) (Shotgun) R.Tannehill pass short middle to A.Firkser to HST 24 for 4 yards (Z.Cunningham).
 4-6-HST 24 (14:38) (No Huddle, Shotgun) R.Tannehill pass incomplete short right to A.Firkser (E.Murray).

Houston Texans at 14:31

- 1-10-HST 24 (14:31) (Shotgun) D.Johnson left guard to HST 27 for 3 yards (C.Jones, J.Brown).
 2-7-HST 27 (13:49) (Shotgun) T.Taylor pass incomplete short right to B.Cooks.
 3-7-HST 27 (13:45) (Shotgun) T.Taylor pass short right to C.Conley to HST 33 for 6 yards (E.Molden).
 4-1-HST 33 (13:04) C.Johnston punts 50 yards to TEN 17, Center-J.Weeks, fair catch by C.Rogers.

Tennessee Titans at 12:57

- 1-10-TEN 17 (12:57) (Shotgun) D.Hilliard left tackle to TEN 19 for 2 yards (D.Rivers).
 2-8-TEN 19 (12:30) (No Huddle, Shotgun) R.Tannehill pass incomplete short middle to C.Rogers (K.Grugier-Hill). HST-Ju.Reid was injured during the play. His return is Questionable.
 3-8-TEN 19 (12:26) (Shotgun) R.Tannehill pass short middle to A.Firkser to TEN 26 for 7 yards (Z.Cunningham).
 4-1-TEN 26 (12:04) (No Huddle, Shotgun) R.Tannehill right end to TEN 29 for 3 yards (T.Mitchell). R20
1-10-TEN 29 (11:41) (No Huddle, Shotgun) R.Tannehill pass incomplete short middle to D.Hilliard [M.Collins].
 2-10-TEN 29 (11:37) (Shotgun) R.Tannehill pass deep middle to N.Westbrook-Ikhine to HST 25 for 46 yards (D.King). P21
1-10-HST 25 (11:08) (No Huddle, Shotgun) R.Tannehill pass deep left intended for D.Fitzpatrick INTERCEPTED by D.King at HST 1. D.King to HST 1 for no gain (D.Fitzpatrick).

Houston Texans at 11:02

- 1-10-HST 1 (11:02) D.Johnson up the middle to HST 2 for 1 yard (K.Byard; L.Murchison).
 2-9-HST 2 (10:18) (Shotgun) T.Taylor pass incomplete short right to C.Conley (D.Autry).
 3-9-HST 2 (10:15) (Shotgun) T.Taylor pass incomplete short right to P.Brown [E.Molden].
 4-9-HST 2 (10:11) C.Johnston punts 38 yards to HST 40, Center-J.Weeks. C.Rogers to HST 36 for 4 yards (A.Moore).

Tennessee Titans at 10:02

- 1-10-HST 36 (10:02) (Shotgun) R.Tannehill sacked at HST 41 for -5 yards (R.Blacklock).
 2-15-HST 41 (9:38) (No Huddle, Shotgun) R.Tannehill pass short middle to C.Rogers to HST 30 for 11 yards (E.Murray). HST-R.Blacklock was injured during the play. His return is Questionable.
 3-4-HST 30 (9:05) (Shotgun) R.Tannehill pass short left to D.Fitzpatrick to HST 25 for 5 yards (D.King). P22
1-10-HST 25 (8:44) (No Huddle, Shotgun) R.Tannehill pass short right to N.Westbrook-Ikhine to HST 16 for 9 yards (T.Thomas).
 2-1-HST 16 (8:21) (No Huddle, Shotgun) R.Tannehill pass short middle to D.Hilliard to HST 7 for 9 yards (K.Grugier-Hill). P23
1-7-HST 7 (7:53) (No Huddle, Shotgun) R.Tannehill pass short left to D.Hilliard to HST 3 for 4 yards (Z.Cunningham). FUMBLES (Z.Cunningham), recovered by TEN-A.Firkser at HST -1. TOUCHDOWN. P24
 R.Bullock extra point is GOOD, Center-M.Cox, Holder-B.Kern.

HST 19 TEN 13, 6 plays, 36 yards, 2:15 drive, 7:13 elapsed

R.Bullock kicks 65 yards from TEN 35 to end zone, Touchback.

Houston Texans at 7:47

- 1-10-HST 25 (7:47) (Shotgun) T.Taylor pass incomplete short right to D.Amendola.
 2-10-HST 25 (7:43) (Shotgun) R.Burkhead left tackle to HST 34 for 9 yards (A.Hooker; E.Molden).
 3-1-HST 34 (7:03) (Shotgun) R.Burkhead up the middle to HST 34 for no gain (J.Brown).
 4-1-HST 34 (6:22) C.Johnston punts 50 yards to TEN 16, Center-J.Weeks, fair catch by C.Rogers.

Tennessee Titans at 6:15

- 1-10-TEN 16 (6:15) D.Hilliard right tackle to TEN 17 for 1 yard (R.Blacklock; K.Grugier-Hill).
 2-9-TEN 17 (5:36) R.Tannehill pass short right to N.Westbrook-Ikhine to TEN 21 for 4 yards (E.Murray; T.Thomas).
 3-5-TEN 21 (5:01) (Shotgun) R.Tannehill pass short middle to N.Westbrook-Ikhine to TEN 29 for 8 yards (D.King) [K.Grugier-Hill]. P25
1-10-TEN 29 (4:22) D.Foreman left tackle to TEN 26 for -3 yards (M.Collins, J.Johnson).
 2-13-TEN 26 (3:58) (No Huddle, Shotgun) R.Tannehill pass incomplete deep right to T.Hudson.
 3-13-TEN 26 (3:53) (Shotgun) R.Tannehill pass short left intended for D.Fitzpatrick INTERCEPTED by D.King [K.Grugier-Hill] at TEN 40. D.King pushed ob at TEN 15 for 25 yards (R.Tannehill).

Houston Texans at 3:42

- 1-10-TEN 15 (3:42) D.Johnson up the middle to TEN 14 for 1 yard (D.Autry).
 Timeout #1 by TEN at 03:38.
 2-9-TEN 14 (3:38) D.Johnson left guard to TEN 15 for -1 yards (H.Landry, M.Rice).
 Timeout #2 by TEN at 03:34.
 3-10-TEN 15 (3:34) D.Johnson left guard to TEN 14 for 1 yard (J.Simmons).

Houston Texans vs Tennessee Titans at Nissan Stadium

Timeout #3 by TEN at 03:30.

4-9-TEN 14 (3:30) (Field Goal formation) PENALTY on HST-G.Christian, False Start, 5 yards, enforced at TEN 14 - No Play.

4-14-TEN 19 (3:30) K.Fairbairn 37 yard field goal is GOOD, Center-J.Weeks, Holder-C.Johnston.

HST 22 TEN 13, 4 plays, -4 yards, 0:16 drive, 11:34 elapsed

K.Fairbairn kicks 54 yards from HST 35 to TEN 11. D.Hilliard to TEN 33 for 22 yards (T.Thomas).

Tennessee Titans at 3:26, (1st play from scrimmage 3:22)

1-10-TEN 33 (3:22) (Shotgun) R.Tannehill pass short right to N.Westbrook-Ikhine to TEN 47 for 14 yards (T.Mitchell).

P26

1-10-TEN 47 (3:03) (No Huddle, Shotgun) R.Tannehill sacked at TEN 40 for -7 yards (J.Martin). FUMBLES (J.Martin) [J.Martin], recovered by TEN-B.Jones at TEN 46.

2-11-TEN 46 (2:37) (No Huddle, Shotgun) R.Tannehill pass short middle to A.Firkser to HST 47 for 7 yards (K.Grugier-Hill).

3-4-HST 47 (2:20) (No Huddle, Shotgun) R.Tannehill pass deep right intended for A.Firkser INTERCEPTED by T.Mitchell at HST 30. T.Mitchell to TEN 48 for 22 yards (D.Hilliard).

Houston Texans at 2:07

1-10-TEN 48 (2:07) R.Burkhead up the middle to TEN 48 for no gain (M.Rice). TEN-J.Brown was injured during the play. His return is Questionable.

Two-Minute Warning

2-10-TEN 48 (2:00) R.Burkhead right tackle to TEN 49 for -1 yards (J.Simmons).

3-11-TEN 49 (1:15) R.Burkhead left tackle to TEN 49 for no gain (H.Landry; D.Cole). TEN-T.Tart was injured during the play. His return is Questionable.

Timeout #4 by TEN at 01:03.

4-11-TEN 49 (:23) (Punt formation) PENALTY on HST, Delay of Game, 5 yards, enforced at TEN 49 - No Play.

4-16-HST 46 (:23) C.Johnston punts 39 yards to TEN 15, Center-J.Weeks, out of bounds.

Tennessee Titans at 0:17

1-10-TEN 15 (:17) D.Hilliard left end to TEN 11 for -4 yards (M.Collins).

END OF QUARTER

	Score	Time Poss	First Downs				Efficiencies	
			R	P	X	T	3 Down	4 Down
Houston Texans	22	6:12	0	0	0	0	0/5	0/0
Tennessee Titans	13	8:48	1	6	0	7	2/6	1/2

Miscellaneous Statistics Report

Houston Texans vs Tennessee Titans
11/21/2021 at Nissan Stadium

Ten Longest Plays for Houston Texans

Yards	Qtr	Play Start	Play Description
20	2	3-3-TEN 41	(10:31) (Shotgun) T.Taylor pass short right to D.Johnson pushed ob at TEN 36 for 5 yards (D.Cole). PENALTY on TEN-D.Cole, Face Mask (15 Yards), 15 yards, enforced at TEN 36.
13	2	1-10-HST 24	(12:22) (Shotgun) T.Taylor pass short left to C.Conley to HST 37 for 13 yards (K.Byard).
12	1	2-12-TEN 40	(5:48) (Shotgun) T.Taylor pass short left to C.Conley to TEN 28 for 12 yards (C.Jackson).
10	1	1-10-HST 39	(8:41) (Shotgun) T.Taylor pass short middle to C.Moore pushed ob at HST 49 for 10 yards (M.Rice; K.Byard).
10	2	2-13-HST 49	(11:07) (Shotgun) T.Taylor pass short right to B.Cooks to TEN 41 for 10 yards (K.Fulton; E.Molden).
9	1	1-10-HST 49	(8:20) T.Taylor pass short right to N.Collins pushed ob at TEN 42 for 9 yards (C.Jackson).
9	4	2-10-HST 25	(7:43) (Shotgun) R.Burkhead left tackle to HST 34 for 9 yards (A.Hooker; E.Molden).
8	1	1-10-HST 27	(9:19) (Shotgun) T.Taylor pass short right to B.Cooks pushed ob at HST 35 for 8 yards (E.Molden).
8	1	1-20-TEN 48	(6:30) (Shotgun) T.Taylor pass short left to P.Brown to TEN 40 for 8 yards (M.Rice, J.Brown).
8	2	3-11-HST 30	(2:00) (Shotgun) T.Taylor pass short right to D.Johnson to HST 38 for 8 yards (K.Byard; J.Brown). Penalty on HST-B.Jordan, Offensive Pass Interference, declined.

Ten Longest Plays for Tennessee Titans

Yards	Qtr	Play Start	Play Description
46	4	2-10-TEN 29	(11:37) (Shotgun) R.Tannehill pass deep middle to N.Westbrook-Ikhine to HST 25 for 46 yards (D.King).
18	3	1-10-HST 18	(2:29) (No Huddle, Shotgun) R.Tannehill pass deep middle to D.Fitzpatrick for 18 yards, TOUCHDOWN.
16	1	1-10-TEN 20	(3:59) A.Peterson left tackle to TEN 36 for 16 yards (N.Hewitt, D.King).
16	3	3-9-TEN 40	(4:38) (Shotgun) R.Tannehill pass short right to N.Westbrook-Ikhine to HST 44 for 16 yards (Z.Cunningham; T.Mitchell).
16	3	1-10-HST 44	(1:20) (Shotgun) D.Hilliard up the middle to HST 28 for 16 yards (K.Grugier-Hill).
15	2	2-11-TEN 45	(6:04) (Shotgun) R.Tannehill pass short right to D.Foreman to HST 40 for 15 yards (E.Murray).
14	4	1-10-TEN 33	(3:22) (Shotgun) R.Tannehill pass short right to N.Westbrook-Ikhine to TEN 47 for 14 yards (T.Mitchell).
12	1	2-6-TEN 40	(2:50) (No Huddle) A.Peterson left tackle to HST 48 for 12 yards (D.King).
12	2	2-10-TEN 22	(1:11) (No Huddle, Shotgun) R.Tannehill pass short middle to C.Rogers to TEN 34 for 12 yards (K.Grugier-Hill).
12	2	2-2-HST 41	(:23) (Shotgun) R.Tannehill pass short left to D.Fitzpatrick to HST 29 for 12 yards (D.King).

Touchdown Scoring Information

		Offense	Defense	Special Teams
VISITOR	Houston Texans	2	0	0
HOME	Tennessee Titans	2	0	0

Player Scoring Information

Club	Player	TD	Rush TD	Rec TD	KO TD	Punt TD	Int TD	Fum TD	Misc TD	FG	XP	2Pt Rush	2Pt Rec	Sfty	Points
HST	T.Taylor	0	2	0	0	0	0	0	0	0	0	0	0	0	12
HST	K.Fairbairn	0	0	0	0	0	0	0	0	3	1	0	0	0	10
TEN	D.Fitzpatrick	0	0	1	0	0	0	0	0	0	0	0	0	0	6
TEN	A.Firkser	0	0	0	0	0	0	1	0	0	0	0	0	0	6
TEN	R.Bullock	0	0	0	0	0	0	0	0	0	1	0	0	0	1

Possession Detail

	First Half		Second Half		Game	
	Visitor	Home	Visitor	Home	Visitor	Home
Largest Lead	12	0	19	0	19	0
Drives Leading	3	0	8	0	11	0
Time of Possession Leading	7:24	0:00	15:16	0:00	22:40	0:00
Largest Deficit	0	-12	0	-19	0	-19
Drives Trailing	0	4	0	7	0	11
Time of Possession Trailing	0:00	11:40	0:00	14:44	0:00	26:24
Times Score Tied Up		0		0		0
Lead Changes		1		0		1

Playtime Percentage

Percent of playtime per player on offense, defense and special teams (Unofficial)

Houston Texans

Tennessee Titans

		Houston Texans				Tennessee Titans					
		Offense	Defense	Special Teams				Offense	Defense	Special Teams	
C Heck	T	64	100%	5	20%	D Quessenberry	G	81	100%	2	8%
G Christian	T	64	100%	5	20%	R Saffold	G	81	100%	2	8%
J McCray	C	64	100%	5	20%	T Lewan	T	81	100%	2	8%
J Morrissey	C	64	100%			R Tannehill	QB	81	100%		
T Taylor	QB	64	100%			A Brewer	C	81	100%		
T Howard	T	63	98%	5	20%	B Jones	C	81	100%		
P Brown	TE	54	84%			D Fitzpatrick	WR	64	79%		
B Cooks	WR	53	83%			C Rogers	WR	56	69%	7	28%
N Collins	WR	38	59%			N Westbrook-Ikhine	WR	54	67%	15	60%
D Johnson	RB	35	55%			D Hilliard	RB	51	63%	4	16%
C Conley	WR	31	48%	3	12%	A Brown	WR	42	52%		
R Burkhead	RB	27	42%	6	24%	A Firkser	TE	41	51%	6	24%
A Auclair	TE	26	41%	9	36%	M Pruitt	TE	38	47%	4	16%
B Jordan	TE	18	28%			A Peterson	RB	15	19%		
C Moore	WR	16	25%	9	36%	D Foreman	RB	15	19%		
D Amendola	WR	13	20%	1	4%	M Johnson	WR	14	17%	2	8%
M Scharping	G	8	12%	5	20%	T Carter	TE	9	11%	14	56%
P Lindsay	RB	2	3%			T Hudson	TE	5	6%	6	24%
D King	CB		81 100%	1	4%	C Levin	C	1	1%	2	8%
T Mitchell	CB		81 100%			A Hooker	FS		64 100%	8	32%
Z Cunningham	LB		81 100%			H Landry	LB		64 100%	1	4%
J Reid	SS		80 99%	7	28%	K Byard	FS		64 100%		
E Murray	FS		76 94%			K Fulton	CB		64 100%		
K Grugier-Hill	LB		74 91%	2	8%	J Brown	LB		62 97%		
T Thomas	CB		68 84%	13	52%	J Simmons	DT		58 91%	8	32%
J Martin	DE		65 80%	4	16%	D Autry	DE		52 81%	8	32%
D Walker	DE		59 73%	7	28%	M Rice	LB		43 67%	3	12%
M Collins	DT		55 68%	4	16%	C Jackson	CB		43 67%		
R Blacklock	DT		46 57%	3	12%	T Tart	DT		41 64%	2	8%
D Rivers	DE		33 41%	2	8%	E Molden	CB		32 50%	3	12%
J Johnson	DT		31 38%	1	4%	L Murchison	DT		27 42%	8	32%
R Lopez	DT		30 37%	7	28%	C Jones	CB		21 33%	14	56%
N Hewitt	LB		20 25%	12	48%	N Jones	DT		19 30%	4	16%
A Moore	FS		5 6%	20	80%	D Cole	LB		18 28%	20	80%
J Jenkins	DE		5 6%			O Adeniyi	LB		11 17%	8	32%
T Brooks	SS		1 1%	18	72%	K Peko	DT		11 17%	1	4%
T Smith	CB			20	80%	N Dzubnar	LB		6 9%	23	92%
K Pierre-Louis	LB			20	80%	D Roberson	LB		4 6%	10	40%
E Wilson	LB			16	64%	M Farley	FS			23	92%
G Wallow	LB			16	64%	J Jones	LB			23	92%
C Johnston	P			12	48%	B Breeze	DB			13	52%
J Weeks	LS			12	48%	B Borders	CB			12	48%
K Fairbairn	K			11	44%	R Bullock	K			5	20%
L Johnson	CB			8	32%	B Kern	P			4	16%
J Moreland	CB			6	24%						

M Cox	LS	4	16%
K Lamm	T	2	8%
D Radunz	T	2	8%

2021 TENNESSEE TITANS REGULAR SEASON STATISTICS

Won 8, Lost 3

Date	W-L	Score	OT	Opponent	Attendance
09/12	L	13-38		Arizona	67,216
09/19	W	33-30	OT	at Seattle	68,585
09/26	W	25-16		Indianapolis	67,914
10/03	L	24-27	OT	at N.Y. Jets	70,232
10/10	W	37-19		at Jacksonville	58,282
10/18	W	34-31		Buffalo	69,419
10/24	W	27-3		Kansas City	69,484
10/31	W	34-31	OT	at Indianapolis	59,175
11/07	W	28-16		at L.A. Rams	71,785
11/14	W	23-21		New Orleans	69,414
11/21	L	13-22		Houston	67,395
11/28				at New England	
12/12				Jacksonville	
12/19				at Pittsburgh	
12/23				San Francisco	
01/02				Miami	
01/09				at Houston	

Statistic	Tenn.	Opp.
Total First Downs	244	231
Rushing	84	66
Passing	136	137
Penalty	24	28
3rd Down: Made/Att	60/148	56/145
3rd Down Pct.	40.5	38.6
4th Down: Made/Att	12/18	10/16
4th Down Pct.	66.7	62.5
Possession Avg.	32:02	27:58
Total Net Yards	3895	3855
Avg. Per Game	354.1	350.5
Total Plays	742	712
Avg. Per Play	5.2	5.4
Net Yards Rushing	1419	1069
Avg. Per Game	129.0	97.2
Total Rushes	340	261
Net Yards Passing	2476	2786
Avg. Per Game	225.1	253.3
Sacked/Yards Lost	31/216	27/192
Gross Yards	2692	2978
Att./Completions	371/247	424/265
Completion Pct.	66.6	62.5
Had Intercepted	12	9
Punts/Average	35/43.9	45/46.3
Net Punting Avg.	35/40.2	45/40.1
Penalties/Yards	72/671	86/765
Fumbles/Ball Lost	11/5	14/5
Touchdowns	34	29
Rushing	16	11
Passing	14	18
Returns	4	0

Score By Periods	Q1	Q2	Q3	Q4	OT	PTS
Team	37	117	48	83	6	291
Opponents	42	94	57	58	3	254

Scoring	TD	Rush	Rec	Ret	K-PAT	FG	S	PTS
Bullock	0	0	0	0	28/30	18/20	0	82
Henry	10	10	0	0			0	62
Tannehill	5	5	0	0			0	30
Pruitt	3	0	3	0			0	20
A.J. Brown	3	0	3	0			0	18
Byard	2	0	0	2			0	12
Swaim	2	0	2	0			0	12
Westbrook-Ikhine	2	0	2	0			0	12
Batson	1	0	1	0			0	6
Firkser	1	0	0	1			0	6
Fitzpatrick	1	0	1	0			0	6
McNichols	1	0	1	0			0	6
Molden	1	0	0	1			0	6
Peterson	1	1	0	0			0	6
Rogers	1	0	1	0			0	6
Badgley	0	0	0	0	1/2	0/1	0	1
Team	34	16	14	4	29/32	18/21	0	291
Opponents	29	11	18	0	21/26	19/23	0	254

2-Pt Conv: Henry, Pruitt, **TM 2-2; OP 1-3**

Sacks: Landry 10, Simmons 7.5, Autry 5, Adeniyi 2.5, Dupree 1, N. Jones 1, TM 27, OPP 31

FUM/Lost: Tannehill 6/3, Brewer 1/0, Henry 1/0, Hilliard 1/0, Rogers 1/1, Westbrook-Ikhine 1/1

Rushing	No.	Yds	Avg	Long	TD
Henry	219	937	4.3	76t	10
Tannehill	32	172	5.4	28	5
Foreman	23	84	3.7	11	0
Peterson	27	82	3.0	16	1
McNichols	18	69	3.8	14	0
Hilliard	7	35	5.0	16	0
Batson	2	15	7.5	11	0
A.J. Brown	2	10	5.0	7	0
Rogers	1	9	9.0	9	0
D. Evans	2	7	3.5	5	0
Sargent	2	4	-2.0	2	0
M. Johnson	2	-2	-1.0	5	0
Woodside	3	-3	-1.0	-1	0
Team	340	1419	4.2	76t	16
Opponents	261	1069	4.1	58	11

Receiving	No.	Yds	Avg	Long	TD
A.J. Brown	46	615	13.4	57t	3
McNichols	25	215	8.6	27	1
Westbrook-Ikhine	23	272	11.8	46	2
Ju. Jones	21	336	16.0	51	0
Rogers	19	236	12.4	39	1
Firkser	19	138	7.3	14	0
Swaim	19	131	6.9	26	2
Henry	18	154	8.6	16	0
Pruitt	11	129	11.7	22	3
Reynolds	10	90	9.0	12	0
M. Johnson	9	160	17.8	50	0
Hilliard	8	47	5.9	10	0
Fitzpatrick	4	35	8.8	18t	1
Peterson	4	8	2.0	5	0
Foreman	3	63	21.0	39	0
Hudson	3	31	10.3	14	0
Batson	2	15	7.5	13	1
D. Evans	2	11	5.5	6	0
Hooker	1	6	6.0	6	0
Team	247	2692	10.9	57t	14
Opponents	265	2978	11.2	68t	18

Interceptions	No.	Yds	Avg	Long	TD
Byard	5	66	13.2	24t	1
Fulton	1	13	13.0	13	0
Long	1	6	6.0	6	0
Molden	1	2	2.0	2t	1
R. Evans	1	0	0.0	0	0
Team	9	87	9.7	24t	2
Opponents	12	229	19.1	82	0

Punting	No.	Yds	Avg	Net	TB	In	Lg	B
Kern	24	1071	44.6	41.6	0	10	59	0
Townsend	11	465	42.3	37.0	1	2	63	0
Team	35	1536	43.9	40.2	1	12	63	0
Opponents	45	2084	46.3	40.1	5	16	66	0

Punt Returns	Ret	FC	Yds	Avg	Long	TD
Rogers	18	15	181	10.1	22	0
C. Jackson	0	0	0	---	0	0
Kinsey	0	1	0	---	---	0
Team	18	16	181	10.1	22	0
Opponents	11	10	110	10.0	18	0

Kickoff Returns	No.	Yds	Avg	Long	TD
M. Johnson	9	179	19.9	31	0
Rogers	7	114	16.3	19	0
Batson	5	80	16.0	20	0
Hilliard	3	65	21.7	26	0
McNichols	2	31	15.5	16	0
D. Evans	1	17	17.0	17	0
Team	27	486	18.0	31	0
Opponents	29	582	20.1	31	0

Field Goals	1-19	20-29	30-39	40-49	50+
Bullock	0/0	2/2	10/10	5/7	1/1
Badgley TM	0/0	0/0	0/0	0/1	0/0
Team	0/0	2/2	10/10	5/8	1/1
Opponents	0/0	9/9	5/5	3/4	2/5

Bullock: () (33G,30G,24G,44N,36G) (32G) (44G,46G,36G,49N) (34G) (43G,38G) (34G,51G) (46G,44G) () (28G,36G,36G) ()
TM: (46N) (33G,30G,24G,44N,36G) (32G) (44G,46G,36G,49N) (34G) (43G,38G) (34G,51G) (46G,44G) () (28G,36G,36G) ()
OPP: (34G,43N) (31G) (43G,28G,24G,51N) (27G,22G) (53N) (24G,28G,52G) (42G,57N) (34G) (34G,22G,54G) (20G) (43G,24G,37G)

Passing	Att	Cmp	Yds	Cmp%	Yds/Att	TD	TD%	Int	Int%	Long	Sack/Lost	Rating
Tannehill	368	245	2681	66.6	7.29	13	3.5	12	3.3	57t	31/216	86.1
A.J. Brown	1	0	0	0.0	0.00	0	0.0	0	0.0	---	0/0	39.6
M. Farley	1	1	6	100.0	6.00	0	0.0	0	0.0	6	0/0	91.7
Henry	1	1	5	100.0	5.00	1	100.0	0	0.0	5t	0/0	127.1
Team	371	247	2692	66.6	7.26	14	3.8	12	3.2	57t	31/216	86.9
Opponents	424	265	2978	62.5	7.02	18	4.2	9	2.1	68t	27/192	88.7

GAME PREVIEW

TEAM NOTES

PLAYER NOTES

MEDIA

STATISTICS

ROSTERS

SLOPPY TITANS HELP DOOM THEMSELVES IN 36-13 LOSS TO THE PATRIOTS

**BY JIM WYATT
TENNESSEE TITANS
NOVEMBER 28, 2021**

FOXBOROUGH, Mass. – The Titans, facing the Patriots with a banged-up roster depleted by injuries, needed to play a clean football game on Sunday to have a chance for an inspiring upset.

Narrator: It didn't happen.

The Titans hurt themselves with turnovers, penalties and missed tackles here at Gillette Stadium, and in the process said goodbye the No.1 seed in the AFC heading into the bye week.

The Titans fell 36-13 to the Patriots.

"I think you're always obviously disappointed, frustrated when you lose," Titans coach Mike Vrabel said. "We did some good things. We did some obviously things that are going to get you beat. That is somewhat frustrating. Can't go on the road, especially against a good team, and do those types of things.

"You don't have to look too hard on why we lost."

The Titans turned the ball over four times against the Patriots, and they've now turned the ball over nine times in the past two games.

The Titans have now lost back-to-back games, as their record slipped to 8-4.

Running backs D'Onta Foreman, Dontrell Hilliard and Khari Blasingame all lost fumbles for the Titans, and quarterback Ryan Tannehill was also intercepted in the end zone, which killed a big scoring opportunity in the fourth quarter.

The mistakes killed Tennessee's chances of a win on a day when the team ran the ball well, as Hilliard (12-131) and Foreman (19-109)

combined for over 200 rushing yards. The Titans ran for 270 yards on the day.

"The biggest thing with the running backs is that we've got to protect the football, run hard, and try to do the things we got to do to help the team win," Foreman said. "As for myself, I have to do a better job of securing the ball and finishing my run."

With five games left in the regular season, the Titans now need to get healthy, and regroup.

"We are going to get everybody healthy, and we are going to get everybody going like Coach Vrabel said, both physically and mentally coming off this bye week," defensive lineman Jeffery Simmons said. "We have two weeks to get prepared and get ready back at home after the bye week. We're going take this bye week and hopefully we can get a lot of guys back, but you know, we're good team and I feel like once we get everybody back or coming off this bye week when everybody's mind is clear, we are going to get it back rolling. You know, of course everybody is probably thinking we are not that team anymore, but I have a lot of faith in my guys and I have a lot of faith in this team. And like I said, coming off this bye week we're going to come back."

The Titans hung in there for a long time on Sunday, before the dam eventually broke.

After falling behind 7-0 on a four-yard touchdown pass from quarterback Mac Jones to receiver Kendrick Bourne, the Titans answered back with an impressive 14-play, 74-yard drive that was capped off with a one-yard touchdown pass from Tannehill to receiver Nick Westbrook-Ikhine, but the extra point was missed, so it was 7-6 Patriots.

The Patriots extended their lead to 10-6 on a 22-yard field goal by kicker Nick Folk.

The Titans had a chance to cut into the lead on their next drive, but Bullock misfired on a 44-yard field

goal and the score remained 10-6. The Patriots then made it 16-6 on a pair of field goals from Folk.

The Titans then got a big play before halftime – a 68-yard run by Hilliard, which cut the lead to 16-13. After a miss from Folk from 53 yards, it was 16-13 at the half.

"I feel every time I touch it, I'm going to score," Hilliard said of his score. "The o-line did a wonderful job moving guys around and creating those lanes for me to get through."

The Patriots surged ahead 26-13 on another Folk field goal, and a 41-yard touchdown pass from Jones to Bourne, a play that featured some bad angles and a missed tackle by Titans defenders.

With the Titans on the verge of making it a one-score game, however, Tannehill was intercepted by Patriots defensive back J.C. Jackson in the end zone on a ball intended for receiver Cody Hollister.

Another field goal by Folk, this one from 52 yards, made it 29-13 with just 6:09 remaining.

A 14-yard run touchdown run by running back Damien Harris made it 36-13 with 4:38 left.

Kevin Hogan replaced Tannehill late in the fourth quarter.

"We had opportunities. We did some really good things," Tannehill said. "The turnovers, the fumbles hurt us obviously. We ran the ball extremely well the whole game. Had the turnovers and then didn't convert when we were down in there tight there in the early fourth quarter. So you put all those together, and you put yourself in a difficult situation."

Just like previous games during this injury-riddled season, the Titans were short-handed for Sunday's game.

The Titans began the game with 17 players on Injured Reserve,

including receiver A.J. Brown, who was added to IR on Saturday. Brown joined running back Derrick Henry and receiver Julio Jones on the list from the offense. Outside linebacker Bud Dupree is also on IR.

The Titans also ruled out six other players prior to Sunday's game, as linebacker David Long, linebacker Rashaan Evans, guard Nate Davis, running back Jeremy McNichols, defensive lineman Teair Tart and cornerback Greg Mabin didn't make the trip.

At this point, the Titans need a bye, and Vrabel knows it.

The Titans have a bye next Sunday before returning to action on December 12 against the Jaguars at Nissan Stadium. The Titans also have a two-game lead over the Colts (6-6), plus the tiebreaker, in the race for the AFC South.

"We've lost two games in a row," Vrabel said. "We lost at home. Came on the road and played very competitively for the first half. They're disappointed. Obviously, the way that the game went in the second half, a lot of these guys have been grinding through, pushing through. It has a lot to do with mental health of dealing with injuries and dealing with things. This is a good time for us all to reset and focus on this football team and getting healthy in all aspects."

###

National Football League Game Summary

NFL Copyright © 2021 by The National Football League. All rights reserved. This summary and play-by-play is for the express purpose of assisting media in their coverage of the game; any other use of this material is prohibited without the written permission of the National Football League.

Patriots 4 4:38 D.Harris 14 yd. run (N.Folk kick) (2-21, 0:48)
Paid Attendance: 65,878

13 36
Time: 2:57

Final Individual Statistics

Tennessee Titans

New England Patriots

RUSHING						RUSHING					
	ATT	YDS	AVG	LG	TD		ATT	YDS	AVG	LG	TD
D.Hilliard	12	131	10.9	68	1	R.Stevenson	9	46	5.1	19	0
D.Foreman	19	109	5.7	30	0	D.Harris	11	40	3.6	14	1
R.Tannehill	5	24	4.8	11	0	M.Jones	2	11	5.5	7	0
K.Blasingame	3	6	2.0	3	0	J.Smith	1	9	9.0	9	0
						B.Hoyer	1	-1	-1.0	-1	0
Total	39	270	6.9	68	1	Total	24	105	4.4	19	1

PASSING									PASSING								
	ATT	CMP	YDS	SK/YD	TD	LG	IN	RT		ATT	CMP	YDS	SK/YD	TD	LG	IN	RT
R.Tannehill	21	11	93	2/8	1	24	1	60.2	M.Jones	32	23	310	2/21	2	41	0	123.2
Total	21	11	93	2/8	1	24	1	60.2	Total	32	23	310	2/21	2	41	0	123.2

PASS RECEIVING								PASS RECEIVING							
	TAR	REC	YDS	AVG	LG	TD		TAR	REC	YDS	AVG	LG	TD		
N.Westbrook-Ikhine	5	2	25	12.5	24	1	J.Meyers	8	5	98	19.6	38	0		
C.Hollister	4	2	22	11.0	14	0	K.Bourne	6	5	61	12.2	41	2		
D.Fitzpatrick	1	1	14	14.0	14	0	B.Bolden	4	4	54	13.5	21	0		
M.Pruitt	2	1	10	10.0	10	0	J.Smith	4	3	49	16.3	20	0		
G.Swaim	1	1	8	8.0	8	0	N.Agholor	3	3	20	6.7	10	0		
A.Firkser	1	1	7	7.0	7	0	H.Henry	5	2	16	8.0	9	0		
D.Foreman	1	1	3	3.0	3	0	D.Harris	1	1	12	12.0	12	0		
C.Rogers	3	1	2	2.0	2	0	R.Stevenson	1	0	0	0.0	0	0		
D.Hilliard	2	1	2	2.0	2	0									
T.Carter	1	0	0	0.0	0	0									
Total	21	11	93	8.5	24	1	Total	32	23	310	13.5	41	2		

INTERCEPTIONS							INTERCEPTIONS						
	NO	YDS	AVG	LG	TD		NO	YDS	AVG	LG	TD		
Total	0	0	0	0	0	J.Jackson	1	0	0.0	0	0		
						Total	1	0	0.0	0	0		

PUNTING								PUNTING							
	NO	YDS	AVG	NET	TB	IN20	LG		NO	YDS	AVG	NET	TB	IN20	LG
B.Kern	2	95	47.5	36.0	0	0	48	J.Bailey	1	48	48.0	48.0	0	1	48
Total	2	95	47.5	36.0	0	0	48	Total	1	48	48.0	48.0	0	1	48

PUNT RETURNS								PUNT RETURNS							
	NO	YDS	AVG	FC	LG	TD		NO	YDS	AVG	FC	LG	TD		
C.Rogers	0	0	0.0	1	0	0	G.Olszewski	2	23	11.5	0	15	0		
Total	0	0	0.0	1	0	0	Total	2	23	11.5	0	15	0		

KICKOFF RETURNS								KICKOFF RETURNS							
	NO	YDS	AVG	FC	LG	TD		NO	YDS	AVG	FC	LG	TD		
C.Rogers	2	46	23.0	0	30	0	G.Olszewski	3	84	28.0	0	37	0		
D.Hilliard	2	42	21.0	0	22	0									
[TOUCHBACK]	5	0	0.0	0	0	0									
Total	4	88	22.0	0	30	0	Total	3	84	28.0	0	37	0		

Tennessee Titans

FUMBLES	FUM	LOST	OWN-REC	YDS	TD	FORCED	OPP-REC	YDS	TD	OUT-BDS
A.Firkser	1	0	1	-7	0	0	0	0	0	0
K.Blasingame	1	1	0	0	0	0	0	0	0	0
D.Foreman	1	1	0	0	0	0	0	0	0	0
D.Hilliard	1	1	0	0	0	0	0	0	0	0
R.Tannehill	1	0	0	0	0	0	0	0	0	0
T.Lewan	0	0	1	0	0	0	0	0	0	0
Total	5	3	2	-7	0	0	0	0	0	0

New England Patriots

FUMBLES	FUM	LOST	OWN-REC	YDS	TD	FORCED	OPP-REC	YDS	TD	OUT-BDS
J.Bentley	0	0	0	0	0	2	0	0	0	0
D.Godchaux	0	0	0	0	0	1	0	0	0	0
J.Jackson	0	0	0	0	0	1	0	0	0	0
K.Van Noy	0	0	0	0	0	1	0	0	0	0

Tennessee Titans vs New England Patriots

11/28/2021 at Gillette Stadium

Final Individual Statistics

K.Dugger	0	0	0	0	0	0	1	0	0	0
J.Mills	0	0	0	0	0	0	1	0	0	0
J.Tavai	0	0	0	0	0	0	1	0	0	0
Total	0	0	0	0	0	5	3	0	0	0

Final Team Statistics

	Visitor Titans	Home Patriots
TOTAL FIRST DOWNS	18	23
By Rushing	11	6
By Passing	6	15
By Penalty	1	2
THIRD DOWN EFFICIENCY	5-11-45.5%	4-10-40.0%
FOURTH DOWN EFFICIENCY	1-3-33.3%	0-0-0.0%
TOTAL NET YARDS	355	394
Total Offensive Plays (inc. times thrown passing)	62	58
Average gain per offensive play	5.7	6.8
NET YARDS RUSHING	270	105
Total Rushing Plays	39	24
Average gain per rushing play	6.9	4.4
Tackles for a loss-number and yards	1-1	2-2
NET YARDS PASSING	85	289
Times thrown - yards lost attempting to pass	2-8	2-21
Gross yards passing	93	310
PASS ATTEMPTS-COMPLETIONS-HAD INTERCEPTED	21-11-1	32-23-0
Avg gain per pass play (inc.# thrown passing)	3.7	8.5
KICKOFFS Number-In End Zone-Touchbacks	3-2-0	9-6-5
PUNTS Number and Average	2-47.5	1-48.0
Had Blocked	0	0
FGs - PATs Had Blocked	0-0	0-0
Net Punting Average	36.0	48.0
TOTAL RETURN YARDAGE (Not Including Kickoffs)	0	23
No. and Yards Punt Returns	0-0	2-23
No. and Yards Kickoff Returns	4-88	3-84
No. and Yards Interception Returns	0-0	1-0
PENALTIES Number and Yards	5-50	4-35
FUMBLES Number and Lost	5-3	0-0
TOUCHDOWNS	2	3
Rushing	1	1
Passing	1	2
EXTRA POINTS Made-Attempts	1-2	3-3
Kicking Made-Attempts	1-2	3-3
FIELD GOALS Made-Attempts	0-1	5-6
RED ZONE EFFICIENCY	1-2-50%	2-5-40%
GOAL TO GO EFFICIENCY	1-2-50%	1-2-50%
SAFETIES	0	0
FINAL SCORE	13	36
TIME OF POSSESSION	31:02	28:58

Ball Possession And Drive Chart

Tennessee Titans

#	Time Recd	Time Lost	Time Poss	How Ball Obtained	Drive Began	# Play	Yds Gain	Yds Pen	Net Yds	1st Down	Last Scrm	How Given Up
1	15:00	12:23	2:37	Kickoff	TEN 11	3	-1	-5	-6	0	TEN 5	Punt
2	7:37	14:28	8:09	Kickoff	TEN 26	14	69	5	74	6	* NE 1	Touchdown
3	9:50	6:01	3:49	Kickoff	TEN 28	8	31	15	46	2	NE 26	Missed FG
4	3:04	1:51	1:13	Kickoff	TEN 25	4	40	0	40	2	NE 38	Fumble
5	0:58	0:37	0:21	Kickoff	TEN 25	3	75	0	75	1	TEN 32	Touchdown
6	0:02	0:00	0:02	Missed FG	TEN 43	1	-1	0	-1	0	TEN 43	End of Half
7	11:13	10:24	0:49	Kickoff	TEN 18	2	36	0	36	0	TEN 24	Fumble
8	7:51	6:44	1:07	Punt	TEN 11	3	5	0	5	0	TEN 16	Punt
9	5:01	11:59	8:02	Kickoff	TEN 25	14	68	5	73	5	* NE 2	Interception
10	6:09	5:26	0:43	Kickoff	TEN 25	4	-4	0	-4	0	TEN 21	Downs
11	4:38	0:28	4:10	Kickoff	TEN 25	7	33	0	33	2	NE 43	Fumble

(262) Average TEN 24

New England Patriots

#	Time Recd	Time Lost	Time Poss	How Ball Obtained	Drive Began	# Play	Yds Gain	Yds Pen	Net Yds	1st Down	Last Scrm	How Given Up
1	12:23	7:37	4:46	Punt	TEN 37	9	32	5	37	4	* TEN 4	Touchdown
2	14:28	9:50	4:38	Kickoff	NE 21	8	75	0	75	4	* TEN 4	Field Goal
3	6:01	3:04	2:57	Missed FG	NE 34	6	57	-10	47	2	* TEN 19	Field Goal
4	1:51	0:58	0:53	Fumble	NE 32	6	27	15	42	2	TEN 26	Field Goal
5	0:37	0:02	0:35	Kickoff	NE 27	5	38	0	38	2	TEN 35	Missed FG
6	15:00	11:13	3:47	Kickoff	TEN 49	8	39	0	39	2	* TEN 10	Field Goal
7	10:24	7:51	2:33	Fumble	NE 37	5	4	0	4	1	NE 41	Punt
8	6:44	5:01	1:43	Punt	NE 44	4	56	0	56	2	TEN 41	Touchdown
9	11:59	6:09	5:50	Interception	NE 20	10	46	0	46	3	TEN 34	Field Goal
10	5:26	4:38	0:48	Downs	TEN 21	2	21	0	21	1	* TEN 14	Touchdown
11	0:28	0:00	0:28	Fumble	NE 42	1	-1	0	-1	0	NE 42	End of Game

(450) Average NE 41

* inside opponent's 20

Time of Possession by Quarter		1st	2nd	3rd	4th	OT	Total
Visitor	Tennessee Titans	10:14	5:57	6:57	7:54		31:02
Home	New England Patriots	4:46	9:03	8:03	7:06		28:58
Kickoff Drive No.-Start Average		Titans: 9 - TEN 23		Patriots: 3 - NE 33			

Play By Play

First Quarter

11/28/2021

NE wins the coin toss and elects to defer. TEN elects to Receive, and NE elects to defend the south goal.

J.Bailey kicks 64 yards from NE 35 to TEN 1. D.Hilliard to TEN 21 for 20 yards (B.Bolden; C.Munson).

PENALTY on TEN-N.Dzubnar, Offensive Holding, 10 yards, enforced at TEN 21.

Tennessee Titans at 15:00, (1st play from scrimmage 14:54)

- 1-10-TEN 11 (14:54) D.Hilliard up the middle to TEN 10 for -1 yards (L.Guy). NE 32-D. McCourty 183rd career start, ties Hannah for 3rd in franchise history (Brady 283 & Armstrong 212).
- 2-11-TEN 10 (14:14) (Shotgun) R.Tannehill pass short middle to G.Swaim to TEN 18 for 8 yards (D.Hightower).
- 3-3-TEN 18 (13:29) (Shotgun) R.Tannehill sacked at TEN 10 for -8 yards (M.Judon).
- 4-11-TEN 10 (12:45) B.Kern punts 59 yards to NE 31, Center-M.Cox, downed by TEN-C.Hollister.
PENALTY on TEN-C.Jones, Illegal Motion, 5 yards, enforced at TEN 10 - No Play.
Penalty on TEN, Illegal Formation, declined.
- 4-16-TEN 5 (12:34) B.Kern punts 47 yards to NE 48, Center-M.Cox. G.Olszewski to TEN 37 for 15 yards (M.Cox, D.Cole).

New England Patriots at 12:23

- 1-10-TEN 37 (12:23) (Shotgun) D.Harris left guard to TEN 34 for 3 yards (J.Simmons, M.Rice).
- 2-7-TEN 34 (11:43) (Shotgun) M.Jones pass incomplete short middle to J.Meyers.
PENALTY on TEN-M.Rice, Defensive Pass Interference, 5 yards, enforced at TEN 34 - No Play. X1
- 1-10-TEN 29 (11:39) D.Harris up the middle to TEN 28 for 1 yard (J.Brown).
- 2-9-TEN 28 (11:02) J.Smith left end pushed ob at TEN 19 for 9 yards (K.Byard). R2
- 1-10-TEN 19 (10:28) D.Harris up the middle to TEN 19 for no gain (K.Byard; M.Rice).
- 2-10-TEN 19 (9:48) (Shotgun) M.Jones pass incomplete short left to H.Henry.
- 3-10-TEN 19 (9:44) (Shotgun) M.Jones pass short left to B.Bolden pushed ob at TEN 8 for 11 yards (J.Brown) [D.Roberson]. P3
- 1-8-TEN 8 (9:06) D.Harris left tackle to TEN 6 for 2 yards (J.Brown).
- 2-6-TEN 6 (8:21) D.Harris up the middle to TEN 4 for 2 yards (J.Simmons).
- 3-4-TEN 4 (7:42) (Shotgun) M.Jones pass short right to K.Bourne for 4 yards, TOUCHDOWN. P4
N.Folk extra point is GOOD, Center-J.Cardona, Holder-J.Bailey.

TEN 0 NE 7, 9 plays, 37 yards, 1 penalty, 4:46 drive, 7:23 elapsed

J.Bailey kicks 61 yards from NE 35 to TEN 4. D.Hilliard to TEN 26 for 22 yards (C.Munson).

Tennessee Titans at 7:37, (1st play from scrimmage 7:31)

- 1-10-TEN 26 (7:31) D.Hilliard right end to TEN 28 for 2 yards (D.Godchaux).
PENALTY on NE-M.Judon, Defensive Offside, 5 yards, enforced at TEN 26 - No Play.
- 1-5-TEN 31 (6:59) D.Foreman left guard to TEN 35 for 4 yards (L.Guy; K.Van Noy).
- 2-1-TEN 35 (6:18) R.Tannehill pass short middle to M.Pruitt to TEN 45 for 10 yards (K.Dugger). P1
- 1-10-TEN 45 (5:43) D.Foreman up the middle to 50 for 5 yards (D.Godchaux, J.Bentley).
- 2-5-50 (5:08) D.Foreman left guard to NE 48 for 2 yards (L.Guy).
- 3-3-NE 48 (4:24) (Shotgun) R.Tannehill pass short right to C.Rogers to NE 46 for 2 yards (J.Mills).
- 4-1-NE 46 (3:44) R.Tannehill up the middle to NE 44 for 2 yards (D.Godchaux). R2
- 1-10-NE 44 (3:06) R.Tannehill scrambles right end pushed ob at NE 33 for 11 yards (J.Bentley). R3
- 1-10-NE 33 (2:34) D.Foreman left tackle to NE 31 for 2 yards (D.Hightower). NE-D.Hightower was injured during the play.
- 2-8-NE 31 (1:55) R.Tannehill pass short middle to C.Hollister to NE 17 for 14 yards (K.Dugger, A.Phillips). TEN-C.Hollister was injured during the play. P4
- 1-10-NE 17 (1:26) D.Foreman right guard to NE 12 for 5 yards (D.Godchaux).
- 2-5-NE 12 (:48) (Shotgun) R.Tannehill pass short right to C.Hollister to NE 4 for 8 yards (D.McCourty) [D.Godchaux]. P5
- 1-4-NE 4 (:13) Direct snap to D.Foreman. D.Foreman right guard to NE 2 for 2 yards (D.McCourty; D.Godchaux).

END OF QUARTER

	Score	Time Poss	First Downs				Efficiencies	
			R	P	X	T	3 Down	4 Down
Tennessee Titans	0	10:14	2	3	0	5	0/2	1/1
New England Patriots	7	4:46	1	2	1	4	2/2	0/0

Second Quarter

Tennessee Titans continued.

2-2-NE 2 (15:00) D.Hilliard up the middle to NE 1 for 1 yard (M.Judon, J.Bentley).

Timeout #1 by NE at 14:29.

3-1-NE 1 (14:29) R.Tannehill pass short left to N.Westbrook-Ikhine to NE 1 for no gain (D.Hightower). P6

Tennessee challenged the short of the goal line ruling, and the play was REVERSED.

R.Tannehill pass short left to N.Westbrook-Ikhine for 1 yard, TOUCHDOWN.

R.Bullock extra point is No Good, Hit Right Upright, Center-M.Cox, Holder-B.Kern.

TEN 6 NE 7, 14 plays, 74 yards, 1 penalty, 8:09 drive, 0:32 elapsed

R.Bullock kicks 65 yards from TEN 35 to NE 0. G.Olszewski to NE 21 for 21 yards (M.Rice; N.Dzubnar). NE-J.Bethel was injured during the play.

New England Patriots at 14:28, (1st play from scrimmage 14:22)

1-10-NE 21 (14:22) M.Jones pass deep left to J.Meyers to NE 43 for 22 yards (K.Byard, M.Rice). P5

1-10-NE 43 (13:32) (Shotgun) M.Jones pass short left to J.Meyers to TEN 37 for 20 yards (A.Hooker). P6

1-10-TEN 37 (12:48) (Shotgun) M.Jones pass short right to J.Smith to TEN 21 for 16 yards (A.Hooker). P7

1-10-TEN 21 (12:06) M.Jones pass short right to J.Smith to TEN 8 for 13 yards (J.Brown, A.Hooker) [D.Roberson]. P81-8-TEN 8 (11:19) R.Stevenson left end to TEN 6 for 2 yards (J.Simmons).

2-6-TEN 6 (10:39) R.Stevenson right guard to TEN 4 for 2 yards (M.Rice).

3-4-TEN 4 (9:58) (Shotgun) M.Jones pass incomplete short right to H.Henry.

4-4-TEN 4 (9:53) N.Folk 22 yard field goal is GOOD, Center-J.Cardona, Holder-J.Bailey.

TEN 6 NE 10, 8 plays, 75 yards, 4:38 drive, 5:10 elapsed

J.Bailey kicks 67 yards from NE 35 to TEN -2. C.Rogers to TEN 28 for 30 yards (K.Dugger). TEN-T.Hudson was injured during the play.

Tennessee Titans at 9:50, (1st play from scrimmage 9:44)

1-10-TEN 28 (9:44) D.Hilliard left guard to TEN 32 for 4 yards (K.Dugger).

2-6-TEN 32 (9:09) R.Tannehill pass short right to D.Hilliard to TEN 34 for 2 yards (A.Phillips) [M.Judon].

PENALTY on NE-M.Judon, Roughing the Passer, 15 yards, enforced at TEN 34. X7

1-10-TEN 49 (8:43) D.Foreman right guard to NE 49 for 2 yards (D.Wise).

2-8-NE 49 (8:08) D.Hilliard left end pushed ob at NE 32 for 17 yards (J.Jackson). R8

1-10-NE 32 (7:33) D.Hilliard up the middle to NE 29 for 3 yards (L.Guy).

2-7-NE 29 (6:48) (Shotgun) R.Tannehill pass short right to D.Foreman pushed ob at NE 26 for 3 yards (D.Hightower).

3-4-NE 26 (6:11) (Shotgun) R.Tannehill pass incomplete deep left to C.Rogers.

4-4-NE 26 (6:05) R.Bullock 44 yard field goal is No Good, Hit Right Upright, Center-M.Cox, Holder-B.Kern.

New England Patriots at 6:01

1-10-NE 34 (6:01) M.Jones pass short left to D.Harris to NE 46 for 12 yards (J.Simmons). P9

1-10-NE 46 (5:21) D.Harris left tackle to NE 44 for -2 yards (K.Peko).

PENALTY on NE-I.Wynn, Offensive Holding, 10 yards, enforced at NE 46 - No Play.

1-20-NE 36 (5:01) (Shotgun) M.Jones pass deep left to J.Meyers to TEN 26 for 38 yards (K.Fulton). TEN-M.Rice was injured during the play. He is Out. P10

1-10-TEN 26 (4:37) (Shotgun) M.Jones pass incomplete short left to R.Stevenson (J.Brown) [K.Byard].

2-10-TEN 26 (4:31) R.Stevenson left tackle to TEN 24 for 2 yards (H.Landry).

3-8-TEN 24 (3:53) (Shotgun) M.Jones pass short left to N.Agholor to TEN 19 for 5 yards (K.Fulton; J.Simmons).

4-3-TEN 19 (3:08) N.Folk 37 yard field goal is GOOD, Center-J.Cardona, Holder-J.Bailey.

TEN 6 NE 13, 6 plays, 47 yards, 2:57 drive, 11:56 elapsed

J.Bailey kicks 65 yards from NE 35 to end zone, Touchback.

Tennessee Titans at 3:04

1-10-TEN 25 (3:04) D.Hilliard left tackle to TEN 38 for 13 yards (M.Judon). R9

1-10-TEN 38 (2:29) R.Tannehill pass deep right to N.Westbrook-Ikhine pushed ob at NE 38 for 24 yards (M.Bryant). flea flicker P10

Two-Minute Warning

1-10-NE 38 (2:00) (Shotgun) R.Tannehill pass incomplete short left to C.Rogers (K.Van Noy).

2-10-NE 38 (1:57) D.Hilliard left guard to NE 35 for 3 yards (D.Godchaux). FUMBLES (D.Godchaux), touched at NE 32, RECOVERED by NE-K.Dugger at NE 32. K.Dugger to NE 32 for no gain (G.Swaim).

New England Patriots at 1:51

1-10-NE 32 (1:51) (Shotgun) M.Jones pass short right to B.Bolden to TEN 49 for 19 yards (K.Byard). P11

1-10-TEN 49 (1:24) (No Huddle) M.Jones pass short right to K.Bourne to TEN 44 for 5 yards (J.Jenkins).

PENALTY on TEN-J.Jenkins, Face Mask (15 Yards), 15 yards, enforced at TEN 44. X12

Tennessee Titans vs New England Patriots at Gillette Stadium

- 1-10-TEN 29 (1:19) (Shotgun) M.Jones pass incomplete deep right to J.Meyers.
- 2-10-TEN 29 (1:13) (Shotgun) M.Jones pass short right to B.Bolden pushed ob at TEN 26 for 3 yards (K.Byard).
- 3-7-TEN 26 (1:07) (Shotgun) M.Jones pass incomplete deep right to H.Henry.
- 4-7-TEN 26 (1:02) N.Folk 44 yard field goal is GOOD, Center-J.Cardona, Holder-J.Bailey.

TEN 6 NE 16, 6 plays, 42 yards, 1 penalty, 0:53 drive, 14:02 elapsed

J.Bailey kicks 65 yards from NE 35 to end zone, Touchback.

Tennessee Titans at 0:58

- 1-10-TEN 25 (:58) (Shotgun) R.Tannehill pass short middle to A.Firkser to TEN 32 for 7 yards (K.Van Noy; D.Hightower).
Timeout #1 by TEN at 00:52.
 - 2-3-TEN 32 (:52) (Shotgun) R.Tannehill pass incomplete short middle to N.Westbrook-Ikhine (K.Van Noy) [D.Wise].
 - 3-3-TEN 32 (:48) (Shotgun) D.Hilliard up the middle for 68 yards, TOUCHDOWN. R11
- R.Bullock extra point is GOOD, Center-M.Cox, Holder-B.Kern.

TEN 13 NE 16, 3 plays, 75 yards, 0:21 drive, 14:23 elapsed

R.Bullock kicks 64 yards from TEN 35 to NE 1. G.Olszewski to NE 27 for 26 yards (D.Cole).

New England Patriots at 0:37, (1st play from scrimmage 0:31)

- 1-10-NE 27 (:31) (Shotgun) M.Jones pass short left to B.Bolden to NE 48 for 21 yards (D.Roberson, J.Brown). P13
Timeout #2 by NE at 00:22.
- 1-10-NE 48 (:22) (Shotgun) M.Jones pass short left to N.Agholor to TEN 42 for 10 yards (K.Fulton). P14
Timeout #3 by NE at 00:15.
Timeout #2 by TEN at 00:15.
- 1-10-TEN 42 (:15) (Shotgun) M.Jones pass short left to K.Bourne pushed ob at TEN 35 for 7 yards (K.Fulton).
- 2-3-TEN 35 (:12) (Shotgun) M.Jones pass incomplete short right to J.Meyers.
- 3-3-TEN 35 (:07) N.Folk 53 yard field goal is No Good, Wide Right, Center-J.Cardona, Holder-J.Bailey.

Tennessee Titans at 0:02

- 1-10-TEN 43 (:02) R.Tannehill kneels to TEN 42 for -1 yards.

END OF QUARTER

	Score	Time Poss	First Downs				Efficiencies	
			R	P	X	T	3 Down	4 Down
Tennessee Titans	13	5:57	3	2	1	6	2/3	0/0
New England Patriots	16	9:03	0	9	1	10	0/3	0/0

Third Quarter

11/28/2021

Play By Play

NE elects to Receive, and TEN elects to defend the South goal.

R.Bullock kicks 66 yards from TEN 35 to NE -1. G.Olszewski pushed ob at NE 36 for 37 yards (M.Farley).

PENALTY on TEN-M.Farley, Face Mask (15 Yards), 15 yards, enforced at NE 36.

New England Patriots at 15:00, (1st play from scrimmage 14:52)

1-10-TEN 49 (14:52) D.Harris up the middle to TEN 48 for 1 yard (K.Byard, D.Cole).

2-9-TEN 48 (14:18) M.Jones pass short right to J.Smith to TEN 28 for 20 yards (K.Byard). P15

1-10-TEN 28 (13:39) D.Harris left end to TEN 22 for 6 yards (H.Landry, A.Hooker).

2-4-TEN 22 (13:00) D.Harris left guard to TEN 17 for 5 yards (H.Landry; J.Simmons). R16

1-10-TEN 17 (12:18) (Shotgun) M.Jones pass incomplete short left to K.Bourne.

2-10-TEN 17 (12:15) (Shotgun) M.Jones pass incomplete short right to J.Smith (D.Cole).

3-10-TEN 17 (12:11) (Shotgun) M.Jones scrambles right tackle to TEN 10 for 7 yards (B.Skrine).

4-3-TEN 10 (11:16) N.Folk 28 yard field goal is GOOD, Center-J.Cardona, Holder-J.Bailey.

TEN 13 NE 19, 8 plays, 39 yards, 3:47 drive, 3:47 elapsed

J.Bailey kicks 63 yards from NE 35 to TEN 2. C.Rogers to TEN 18 for 16 yards (Co.Davis).

Tennessee Titans at 11:13, (1st play from scrimmage 11:08)

1-10-TEN 18 (11:08) D.Hilliard up the middle to TEN 24 for 6 yards (D.Godchaux, J.Bentley).

2-4-TEN 24 (10:34) D.Foreman left guard to NE 46 for 30 yards (J.Jackson). FUMBLES (J.Jackson), RECOVERED by NE-J.Mills at NE 37. J.Mills ran ob at NE 37 for no gain.

New England Patriots at 10:24

1-10-NE 37 (10:24) M.Jones pass short middle to H.Henry to NE 46 for 9 yards (J.Brown; J.Jenkins) [J.Simon].

2-1-NE 46 (9:52) M.Jones up the middle to 50 for 4 yards (K.Byard). R17

1-10-50 (9:20) R.Stevenson right guard to TEN 48 for 2 yards (J.Simon).

2-8-TEN 48 (8:39) (Shotgun) M.Jones pass incomplete deep left to J.Meyers (K.Fulton).

3-8-TEN 48 (8:34) (Shotgun) M.Jones sacked at NE 41 for -11 yards (K.Byard).

4-19-NE 41 (7:57) J.Bailey punts 48 yards to TEN 11, Center-J.Cardona, fair catch by C.Rogers.

Tennessee Titans at 7:51

1-10-TEN 11 (7:51) R.Tannehill pass incomplete short right to T.Carter (D.Wise).

2-10-TEN 11 (7:47) (Shotgun) R.Tannehill scrambles right end to TEN 16 for 5 yards (M.Judon).

3-5-TEN 16 (6:59) (Shotgun) R.Tannehill pass incomplete short left to C.Hollister (J.Mills).

4-5-TEN 16 (6:55) B.Kern punts 48 yards to NE 36, Center-M.Cox. G.Olszewski to NE 44 for 8 yards (M.Farley).

New England Patriots at 6:44

1-10-NE 44 (6:44) (Shotgun) M.Jones pass short right to J.Meyers pushed ob at TEN 45 for 11 yards (J.Jenkins). P18

1-10-TEN 45 (6:20) D.Harris up the middle to TEN 46 for -1 yards (D.Roberson).

2-11-TEN 46 (5:49) (Shotgun) M.Jones pass short middle to N.Agholor to TEN 41 for 5 yards (J.Brown).

3-6-TEN 41 (5:12) (Shotgun) M.Jones pass short right to K.Bourne for 41 yards, TOUCHDOWN. P19

N.Folk extra point is GOOD, Center-J.Cardona, Holder-J.Bailey.

TEN 13 NE 26, 4 plays, 56 yards, 1:43 drive, 9:59 elapsed

J.Bailey kicks 65 yards from NE 35 to end zone, Touchback.

Tennessee Titans at 5:01

1-10-TEN 25 (5:01) D.Hilliard left guard to TEN 31 for 6 yards (K.Van Noy, A.Phillips).

2-4-TEN 31 (4:24) D.Hilliard right tackle to TEN 34 for 3 yards (J.Bentley, K.Dugger).

3-1-TEN 34 (3:40) (Shotgun) R.Tannehill scrambles left end to TEN 41 for 7 yards (J.Bentley; A.Phillips). R12

1-10-TEN 41 (3:03) D.Foreman left end to NE 45 for 14 yards (J.Williams). R13

1-10-NE 45 (2:32) D.Foreman up the middle to NE 41 for 4 yards (M.Judon; K.Dugger).

2-6-NE 41 (1:48) D.Foreman left guard to NE 39 for 2 yards (Ca. Davis, C.Barmore).

3-4-NE 39 (1:03) (Shotgun) D.Hilliard up the middle to NE 31 for 8 yards (A.Phillips, J.Bentley). R14

1-10-NE 31 (:29) R.Tannehill pass short right to D.Fitzpatrick ran ob at NE 17 for 14 yards. P15

1-10-NE 17 (:01) (No Huddle) PENALTY on NE-K.Van Noy, Neutral Zone Infraction, 5 yards, enforced at NE 17 - No Play.

END OF QUARTER

	Score	Time Poss	First Downs				Efficiencies	
			R	P	X	T	3 Down	4 Down
Tennessee Titans	13	6:57	3	1	0	4	2/3	0/0
New England Patriots	26	8:03	2	3	0	5	1/3	0/0

Tennessee Titans continued.

1-5-NE 12	(15:00) D.Foreman right end to NE 8 for 4 yards (J.Bentley, D.McCourty).	
2-1-NE 8	(14:17) D.Foreman right guard to NE 5 for 3 yards (D.Godchaux).	R16
<u>1-5-NE 5</u>	(13:36) D.Foreman up the middle to NE 4 for 1 yard (J.Mills, M.Judon).	
2-4-NE 4	(12:56) (Shotgun) C.Levin reported in as eligible. R.Tannehill pass incomplete short right to M.Pruitt (K.Van Noy).	
3-4-NE 4	(12:50) D.Foreman left guard to NE 2 for 2 yards (D.McCourty; K.Dugger).	
4-2-NE 2	(12:06) (Shotgun) R.Tannehill pass short middle intended for C.Hollister INTERCEPTED by J.Jackson (D.McCourty) at NE -9. Touchback.	

New England Patriots at 11:59

1-10-NE 20	(11:59) R.Stevenson right tackle to NE 24 for 4 yards (J.Simon, K.Byard).	
2-6-NE 24	(11:22) (Shotgun) M.Jones pass short right to K.Bourne ran ob at NE 28 for 4 yards.	
3-2-NE 28	(10:49) (Shotgun) M.Jones pass short right to H.Henry to NE 35 for 7 yards (A.Hooker).	P20
<u>1-10-NE 35</u>	(10:10) R.Stevenson right guard to NE 41 for 6 yards (D.Cole; K.Byard).	
2-4-NE 41	(9:34) R.Stevenson right guard to TEN 49 for 10 yards (K.Byard, J.Brown).	R21
<u>1-10-TEN 49</u>	(8:52) R.Stevenson left end to TEN 30 for 19 yards (J.Simon; J.Jenkins). TEN-J.Jenkins was injured during the play.	R22
<u>1-10-TEN 30</u>	(8:17) R.Stevenson right tackle to TEN 31 for -1 yards (D.Roberson).	
2-11-TEN 31	(7:40) (Shotgun) M.Jones sacked at TEN 41 for -10 yards (sack split by D.Roberson and N.Jones).	
3-21-TEN 41	(6:55) (Shotgun) M.Jones pass short left to J.Meyers to TEN 34 for 7 yards (C.Jones). NE 10-Jones 310 pass yds, new career high	
4-14-TEN 34	(6:14) N.Folk 52 yard field goal is GOOD, Center-J.Cardona, Holder-J.Bailey. NE 6-Folk 5th 50-yd FG of season, ties franchise record (Gostkowski 2013).	

TEN 13 NE 29, 10 plays, 46 yards, 5:50 drive, 8:51 elapsed

J.Bailey kicks 65 yards from NE 35 to end zone, Touchback.

Tennessee Titans at 6:09

1-10-TEN 25	(6:09) R.Tannehill pass incomplete short middle to D.Hilliard.	
2-10-TEN 25	(6:05) (Shotgun) R.Tannehill sacked at TEN 17 for -8 yards (J.Bentley). FUMBLES (J.Bentley) [J.Bentley], recovered by TEN-A.Firkser at TEN 28. A.Firkser to TEN 26 for -2 yards (J.Bentley). FUMBLES (J.Bentley), recovered by TEN-T.Lewan at TEN 21.	
3-14-TEN 21	(5:36) (Shotgun) R.Tannehill pass incomplete deep middle to N.Westbrook-Ikhine (J.Mills).	
4-14-TEN 21	(5:31) (Shotgun) R.Tannehill pass incomplete short right to N.Westbrook-Ikhine (D.Hightower).	

New England Patriots at 5:26

1-10-TEN 21	(5:26) D.Harris right guard to TEN 14 for 7 yards (B.Skrine).	
2-3-TEN 14	(4:45) D.Harris right end for 14 yards, TOUCHDOWN.	R23
	N.Folk extra point is GOOD, Center-J.Cardona, Holder-J.Bailey.	

TEN 13 NE 36, 2 plays, 21 yards, 0:48 drive, 10:22 elapsed

J.Bailey kicks 65 yards from NE 35 to end zone, Touchback.

Timeout #1 by NE at 04:38.

Tennessee Titans at 4:38

1-10-TEN 25	(4:38) TEN 18-Hogan now at QB. D.Foreman right guard to TEN 26 for 1 yard (S.Wade; C.Barmore).	
2-9-TEN 26	(3:59) D.Foreman left tackle to TEN 31 for 5 yards (K.Van Noy; J.Williams).	
3-4-TEN 31	(3:20) D.Foreman up the middle to TEN 43 for 12 yards (D.McCourty).	R17
<u>1-10-TEN 43</u>	(2:40) D.Foreman right end to NE 48 for 9 yards (K.Dugger).	

Two-Minute Warning

2-1-NE 48	(2:00) K.Blasingame up the middle to NE 46 for 2 yards (C.Barmore, A.Phillips).	R18
<u>1-10-NE 46</u>	(1:19) K.Blasingame up the middle to NE 43 for 3 yards (K.Dugger).	
2-7-NE 43	(:38) K.Blasingame up the middle to NE 42 for 1 yard (K.Van Noy; A.Phillips). FUMBLES (K.Van Noy), RECOVERED by NE-J.Tavai at NE 42. J.Tavai to NE 42 for no gain (M.Pruitt; G.Swaim).	

New England Patriots at 0:28

1-10-NE 42	(:28) NE 5-Hoyer now at QB. B.Hoyer kneels to NE 41 for -1 yards.
------------	---

END OF QUARTER

	Score	Time Poss	First Downs				Efficiencies	
			R	P	X	T	3 Down	4 Down
Tennessee Titans	13	7:54	3	0	0	3	1/3	0/2
New England Patriots	36	7:06	3	1	0	4	1/2	0/0

Miscellaneous Statistics Report

Tennessee Titans vs New England Patriots
11/28/2021 at Gillette Stadium

Ten Longest Plays for Tennessee Titans

Yards	Qtr	Play Start	Play Description
68	2	3-3-TEN 32	(:48) (Shotgun) D.Hilliard up the middle for 68 yards, TOUCHDOWN.
24	2	1-10-TEN 38	(2:29) R.Tannehill pass deep right to N.Westbrook-Ikhine pushed ob at NE 38 for 24 yards (M.Bryant). flea flicker
17	2	2-6-TEN 32	(9:09) R.Tannehill pass short right to D.Hilliard to TEN 34 for 2 yards (A.Phillips) [M.Judon]. PENALTY on NE-M.Judon, Roughing the Passer, 15 yards, enforced at TEN 34.
17	2	2-8-NE 49	(8:08) D.Hilliard left end pushed ob at NE 32 for 17 yards (J.Jackson).
14	1	2-8-NE 31	(1:55) R.Tannehill pass short middle to C.Hollister to NE 17 for 14 yards (K.Dugger, A.Phillips). TEN-C.Hollister was injured during the play.
14	3	1-10-TEN 41	(3:03) D.Foreman left end to NE 45 for 14 yards (J.Williams).
14	3	1-10-NE 31	(:29) R.Tannehill pass short right to D.Fitzpatrick ran ob at NE 17 for 14 yards.
13	2	1-10-TEN 25	(3:04) D.Hilliard left tackle to TEN 38 for 13 yards (M.Judon).
12	4	3-4-TEN 31	(3:20) D.Foreman up the middle to TEN 43 for 12 yards (D.McCourty).
11	1	1-10-NE 44	(3:06) R.Tannehill scrambles right end pushed ob at NE 33 for 11 yards (J.Bentley).

Ten Longest Plays for New England Patriots

Yards	Qtr	Play Start	Play Description
41	3	3-6-TEN 41	(5:12) (Shotgun) M.Jones pass short right to K.Bourne for 41 yards, TOUCHDOWN.
38	2	1-20-NE 36	(5:01) (Shotgun) M.Jones pass deep left to J.Meyers to TEN 26 for 38 yards (K.Fulton). TEN-M.Rice was injured during the
22	2	1-10-NE 21	(14:22) M.Jones pass deep left to J.Meyers to NE 43 for 22 yards (K.Byard, M.Rice).
21	2	1-10-NE 27	(:31) (Shotgun) M.Jones pass short left to B.Bolden to NE 48 for 21 yards (D.Roberson, J.Brown).
20	2	1-10-NE 43	(13:32) (Shotgun) M.Jones pass short left to J.Meyers to TEN 37 for 20 yards (A.Hooker).
20	2	1-10-TEN 49	(1:24) (No Huddle) M.Jones pass short right to K.Bourne to TEN 44 for 5 yards (J.Jenkins).
20	3	2-9-TEN 48	(14:18) M.Jones pass short right to J.Smith to TEN 28 for 20 yards (K.Byard).
19	2	1-10-NE 32	(1:51) (Shotgun) M.Jones pass short right to B.Bolden to TEN 49 for 19 yards (K.Byard).
19	4	1-10-TEN 49	(8:52) R.Stevenson left end to TEN 30 for 19 yards (J.Simon; J.Jenkins). TEN-J.Jenkins was injured during the play.
16	2	1-10-TEN 37	(12:48) (Shotgun) M.Jones pass short right to J.Smith to TEN 21 for 16 yards (A.Hooker).

Touchdown Scoring Information

VISITOR	Offense	Defense	Special Teams
Tennessee Titans	2	0	0
HOME	3	0	0

Player Scoring Information

Club	Player	TD	Rush TD	Rec TD	KO TD	Punt TD	Int TD	Fum TD	Misc TD	FG	XP	2Pt Rush	2Pt Rec	Sfty	Points
TEN	D.Hilliard	0	1	0	0	0	0	0	0	0	0	0	0	0	6
TEN	N.Westbrook-Ikhine	0	0	1	0	0	0	0	0	0	0	0	0	0	6
TEN	R.Bullock	0	0	0	0	0	0	0	0	0	1	0	0	0	1
NE	N.Folk	0	0	0	0	0	0	0	0	5	3	0	0	0	18
NE	K.Bourne	0	0	2	0	0	0	0	0	0	0	0	0	0	12
NE	D.Harris	0	1	0	0	0	0	0	0	0	0	0	0	0	6

Possession Detail

	First Half		Second Half		Game	
	Visitor	Home	Visitor	Home	Visitor	Home
Largest Lead	0	10	0	23	0	23
Drives Leading	0	4	0	6	0	10
Time of Possession Leading	0:00	9:03	0:00	15:09	0:00	24:12
Largest Deficit	-10	0	-23	0	-23	0
Drives Trailing	5	0	5	0	10	0
Time of Possession Trailing	13:34	0:00	14:51	0:00	28:25	0:00
Times Score Tied Up		0		0		0
Lead Changes		1		0		1

Playtime Percentage

Percent of playtime per player on offense, defense and special teams (Unofficial)

Tennessee Titans

New England Patriots

		Tennessee Titans				New England Patriots						
		Offense	Defense	Special Teams		Offense	Defense	Special Teams				
D Quessenberry	G	63	100%	3	11%	S Mason	G	60	100%	9	32%	
A Brewer	C	63	100%			D Andrews	C	60	100%			
R Saffold	G	56	89%	3	11%	I Wynn	T	59	98%	9	32%	
T Lewan	T	56	89%	3	11%	T Brown	T	59	98%	9	32%	
R Tannehill	QB	56	89%			M Jones	QB	59	98%			
B Jones	C	56	89%			J Meyers	WR	52	87%			
N Westbrook-Ikhine	WR	52	83%			N Agholor	WR	50	83%			
C Hollister	WR	48	76%	11	39%	T Karras	C	49	82%	9	32%	
G Swaim	TE	46	73%	12	43%	H Henry	TE	41	68%			
D Hilliard	RB	32	51%	2	7%	J Smith	TE	34	57%	3	11%	
D Foreman	RB	31	49%			K Bourne	WR	33	55%			
M Pruitt	TE	27	43%	3	11%	D Harris	RB	22	37%			
A Firkser	TE	26	41%	9	32%	R Stevenson	RB	20	33%			
T Carter	TE	20	32%	15	54%	B Bolden	RB	19	32%	16	57%	
C Rogers	WR	15	24%	8	29%	N Harry	WR	16	27%			
D Fitzpatrick	WR	12	19%	9	32%	J Johnson	FB	12	20%	13	46%	
C Levin	C	8	13%	3	11%	M Onwenu	G	12	20%	9	32%	
D Radunz	T	7	11%	3	11%	M Slater	WR	1	2%	19	68%	
K Lamm	T	7	11%	3	11%	J Herron	T	1	2%			
K Hogan	QB	7	11%			B Hoyer	QB	1	2%			
K Blasingame	FB	5	8%	12	43%	D McCourty	FS		59	94%		
K Fulton	CB		60	100%		M Judon	LB		55	87%	6	21%
J Brown	LB		60	100%		J Bentley	LB		55	87%		
A Hooker	FS		59	98%	12	43%	K Dugger	FS	54	86%	12	43%
K Byard	FS		59	98%			J Mills	CB	53	84%		
J Simmons	DT		57	95%	9	32%	D Godchaux	NT	49	78%	3	11%
J Jenkins	CB		54	90%			K Van Noy	LB	48	76%		
E Molden	CB		41	68%	5	18%	J Jackson	CB	47	75%	1	4%
H Landry	LB		41	68%			A Phillips	SS	44	70%	9	32%
D Autry	DE		40	67%	10	36%	L Guy	DT	41	65%	12	43%
D Roberson	LB		34	57%	12	43%	D Hightower	LB	40	63%		
K Peko	DT		31	52%	4	14%	C Barmore	DT	33	52%	3	11%
D Cole	LB		26	43%	25	89%	D Wise	DE	27	43%	9	32%
B Skrine	CB		20	33%	1	4%	C Davis	NT	26	41%	3	11%
J Simon	DE		19	32%	3	11%	M Bryant	CB	17	27%	3	11%
M Rice	LB		19	32%	1	4%	J Williams	CB	17	27%		
N Jones	DT		16	27%	9	32%	J Tavai	LB	12	19%	16	57%
K Strong	DE		11	18%			S Wade	CB	7	11%	2	7%
C Jones	CB		6	10%	12	43%	C Winovich	DE	6	10%	7	25%
L Murchison	DT		6	10%	10	36%	C Munson	LB	3	5%	16	57%
M Farley	FS		1	2%	25	89%	B King	LB			19	68%
N Dzubnar	LB				25	89%	C Davis	FS			19	68%
B Borders	CB				13	46%	J Bailey	P			19	68%
B Breeze	DB				12	43%	J Bethel	FS			19	68%
B Kern	P				6	21%					19	68%

M Cox	LS	6	21%	G Olszewski	WR	15	54%
R Bullock	K	6	21%	J Cardona	LS	10	36%
T Hudson	TE	3	11%	N Folk	K	9	32%

2021 TENNESSEE TITANS REGULAR SEASON STATISTICS

Won 8, Lost 4

Date	W-L	Score	OT	Opponent	Attendance
09/12	L	13-38		Arizona	67,216
09/19	W	33-30	OT	at Seattle	68,585
09/26	W	25-16		Indianapolis	67,914
10/03	L	24-27	OT	at N.Y. Jets	70,232
10/10	W	37-19		at Jacksonville	58,282
10/18	W	34-31		Buffalo	69,419
10/24	W	27-3		Kansas City	69,484
10/31	W	34-31	OT	at Indianapolis	59,175
11/07	W	28-16		at L.A. Rams	71,785
11/14	W	23-21		New Orleans	69,414
11/21	L	13-22		Houston	67,395
11/28	L	13-36		at New England	65,878
12/12				Jacksonville	
12/19				at Pittsburgh	
12/23				San Francisco	
01/02				Miami	
01/09				at Houston	

Statistic	Tenn.	Opp.
Total First Downs	262	254
Rushing	95	72
Passing	142	152
Penalty	25	30
3rd Down: Made/Att	65/159	60/155
3rd Down Pct.	40.9	38.7
4th Down: Made/Att	13/21	10/16
4th Down Pct.	61.9	62.5
Possession Avg.	31:57	28:03
Total Net Yards	4250	4249
Avg. Per Game	354.2	354.1
Total Plays	804	770
Avg. Per Play	5.3	5.5
Net Yards Rushing	1689	1174
Avg. Per Game	140.8	97.8
Total Rushes	379	285
Net Yards Passing	2561	3075
Avg. Per Game	213.4	256.3
Sacked/Yards Lost	33/224	29/213
Gross Yards	2785	3288
Att./Completions	392/258	456/288
Completion Pct.	65.8	63.2
Had Intercepted	13	9
Punts/Average	37/44.1	46/46.3
Net Punting Avg.	37/39.9	46/40.2
Penalties/Yards	77/721	90/800
Fumbles/Ball Lost	16/8	14/5
Touchdowns	36	32
Rushing	17	12
Passing	15	20
Returns	4	0

Score By Periods	Q1	Q2	Q3	Q4	OT	PTS
Team	37	130	48	83	6	304
Opponents	49	103	67	68	3	290

Scoring	TD	Rush	Rec	Ret	K-PAT	FG	S	PTS
Bullock	0	0	0	0	29/32	18/21	0	83
Henry	10	10	0	0			0	62
Tannehill	5	5	0	0			0	30
Pruitt	3	0	3	0			0	20
A.J. Brown	3	0	3	0			0	18
Westbrook-Ikhine	3	0	3	0			0	18
Byard	2	0	0	2			0	12
Swaim	2	0	2	0			0	12
Batson	1	0	1	0			0	6
Firkser	1	0	0	1			0	6
Fitzpatrick	1	0	1	0			0	6
Hilliard	1	1	0	0			0	6
McNichols	1	0	1	0			0	6
Molden	1	0	0	1			0	6
Peterson	1	1	0	0			0	6
Rogers	1	0	1	0			0	6
Badgley	0	0	0	0	1/2	0/1	0	1
Team	36	17	15	4	30/34	18/22	0	304
Opponents	32	12	20	0	24/29	24/29	0	290

2-Pt Conv: Henry, Pruitt, **TM 2-2; OP 1-3**

Sacks: Landry 10, Simmons 7.5, Autry 5, Adeniyi 2.5, N. Jones 1.5, Byard 1, Dupree 1, Roberson 0.5, **TM 29, OPP 33**

FUM/Lost: Tannehill 7/3, Hilliard 2/1, Blasingame 1/1, Brewer 1/0, Firkser 1/0, Foreman 1/1, Henry 1/0, Rogers 1/1, Westbrook-Ikhine 1/1

Passing	Att	Cmp	Yds	Cmp%	Yds/Att	TD	TD%	Int	Int%	Long	Sack/Lost	Rating
Tannehill	389	256	2774	65.8	7.13	14	3.6	13	3.3	57t	33/224	84.7
A.J. Brown	1	0	0	0.0	0.00	0	0.0	0	0.0	---	0/0	39.6
M. Farley	1	1	6	100.0	6.00	0	0.0	0	0.0	6	0/0	91.7
Henry	1	1	5	100.0	5.00	1	100.0	0	0.0	5t	0/0	127.1
Team	392	258	2785	65.8	7.10	15	3.8	13	3.3	57t	33/224	85.5
Opponents	456	288	3288	63.2	7.21	20	4.4	9	2.0	68t	29/213	91.2

Rushing	No.	Yds	Avg	Long	TD
Henry	219	937	4.3	76t	10
Tannehill	37	196	5.3	28	5
Foreman	42	193	4.6	30	0
Hilliard	19	166	8.7	68t	1
Peterson	27	82	3.0	16	1
McNichols	18	69	3.8	14	0
Batson	2	15	7.5	11	0
A.J. Brown	2	10	5.0	7	0
Rogers	1	9	9.0	9	0
D. Evans	2	7	3.5	5	0
Blasingame	3	6	2.0	3	0
Sargent	2	4	2.0	2	0
M. Johnson	2	-2	-1.0	5	0
Woodside	3	-3	-1.0	-1	0
Team	379	1689	4.5	76t	17
Opponents	285	1174	4.1	58	12

Receiving	No.	Yds	Avg	Long	TD
A.J. Brown	46	615	13.4	57t	3
Westbrook-Ikhine	25	297	11.9	46	3
McNichols	25	215	8.6	27	1
Ju. Jones	21	336	16.0	51	0
Rogers	20	238	11.9	39	1
Firkser	20	145	7.3	14	0
Swaim	20	139	7.0	26	2
Henry	18	154	8.6	16	0
Pruitt	12	139	11.6	22	3
Reynolds	10	90	9.0	12	0
M. Johnson	9	160	17.8	50	0
Hilliard	9	49	5.4	10	0
Fitzpatrick	5	49	9.8	18t	1
Smith LG	5	48	9.6	17	0
Foreman	4	66	16.5	39	0
Peterson	4	8	2.0	5	0
Hudson	3	31	10.3	14	0
Hollister	2	22	11.0	14	0
Batson	2	15	7.5	13	1
D. Evans	2	11	5.5	6	0
Hooker	1	6	6.0	6	0
Team	258	2785	10.8	57t	15
Opponents	288	3288	11.4	68t	20

Interceptions	No.	Yds	Avg	Long	TD
Byard	5	66	13.2	24t	1
Fulton	1	13	13.0	13	0
Long	1	6	6.0	6	0
Molden	1	2	2.0	2t	1
R. Evans	1	0	0.0	0	0
Team	9	87	9.7	24t	2
Opponents	13	229	17.6	82	0

Punting	No.	Yds	Avg	Net	TB	In	Lg	B
Kern	26	1166	44.8	41.2	0	10	59	0
Townsend TM	11	465	42.3	37.0	1	2	63	0
Team	37	1631	44.1	39.9	1	12	63	0
Opponents	46	2132	46.3	40.2	5	17	66	0

Punt Returns	Ret	FC	Yds	Avg	Long	TD
Rogers	18	16	181	10.1	22	0
Kinsey	0	1	0	---	---	0
Team	18	17	181	10.1	22	0
Opponents	13	10	133	10.2	18	0

Kickoff Returns	No.	Yds	Avg	Long	TD
M. Johnson	9	179	19.9	31	0
Rogers	9	160	17.8	30	0
Batson	5	80	16.0	20	0
Hilliard	5	107	21.4	26	0
McNichols	2	31	15.5	16	0
D. Evans	1	17	17.0	17	0
Team	31	574	18.5	31	0
Opponents	32	666	20.8	37	0

Field Goals	1-19	20-29	30-39	40-49	50+
Bullock	0/0	2/2	10/10	5/8	1/1
Badgley	0/0	0/0	0/0	0/1	0/0
Team	0/0	2/2	10/10	5/9	1/1
Opponents	0/0	11/11	6/6	4/5	3/7

Bullock: () (33G,30G,24G,44N,36G) (32G) (44G,46G,36G,49N) (34G) (43G,38G) (34G,51G) (46G,44G) () (28G, 36G,36G) () (44N)
TM: (46N) (33G,30G,24G,44N,36G) (32G) (44G,46G,36G,49N) (34G) (43G,38G) (34G,51G) (46G,44G) () (28G,36G,36G) () (44N)
OPP: (34G,43N) (31G) (43G,28G,24G,51N) (27G,22G) (53N) (24G,28G,52G) (42G,57N) (34G) (34G,22G,54G) (20G) (43G,24G,37G) (22G,37G,44G,53N,28G,52G)

TITANS DOMINATE JAGUARS IN 20-0 WIN AT NISSAN STADIUM

**BY JIM WYATT
TENNESSEE TITANS
DECEMBER 12, 2021**

NASHVILLE – The Titans got back on track on Sunday.

And, with a 20-0 win over the Jaguars, the Titans accomplished the following:

-Improved to 9-4, snapping a two-game losing streak in the process.

-Decreased their "magic number" to win the AFC South to 2 (Titans wins or Colts losses). The Titans remain the No.2 seed in the AFC.

-Beat the Jaguars for the fifth time in a row, and for the 9th time in the last 10 games.

-Pitched a shutout on defense for the first time since 2018, when the Titans beat the Giants 17-0. It was the franchise's first shutout at Nissan Stadium since the final game of the 2000 season (against the Cowboys).

-Earned the franchise's sixth straight winning season.

"Guys kind of came in refreshed, reenergized," Titans safety Kevin Byard said. "Guys just wanted to have fun today, and that was the main thing. Go out there, have fun. Let's not worry about all the talk that's been going on throughout the week with this team, that team. Let's worry about us, let's go out here and play our brand of football, and I think we did that today."

The Titans did it with a swarming defense, and with an offense that was good enough to build a lead on a day when they were never truly threatened.

Quarterback Ryan Tannehill ran for a touchdown in the contest, and he guided several long scoring drives as the Titans dominated the Jaguars before 67,808 fans at Nissan Stadium.

The Titans forced four turnovers in the contest, and they sacked Jaguars quarterback Trevor Lawrence three times. The Jaguars managed just nine first downs and 192 yards of total offense, including just eight yards on the ground.

"Guys came out hungry," Titans defensive lineman Jeffery Simmons said of the team's performance. "Guys came out ready to compete. We talked about it. We're going to have to create turnovers, we have to get to the quarterback, had to affect the quarterback, and the No. 1 thing was stop the run. We heard something from (Mike) Vrabel that they was able to push the power, when the O-line was able to push the power and run the football on us the last game, which they did, 180 some yards, but today they did a hell of a job. I think they had like eight rushing yards. That's a hell of a defense. That's the way we come, and that's our identity, stop the run and earn the right to rush, and that's what we did today."

Tannehill completed 20-of-31 passes for 191 yards in the game, and running back D'Onta Foreman led the team with 47 rushing yards and a touchdown, on just 13 attempts.

"I think we've kind of got back to our brand of football a little bit," Tannehill said. "Defense did a great job of making plays on the ball, and obviously shutout, they did everything good. Offensively we did some good things. Obviously have some things to clean up, but excited to get a win and get rolling in that right direction."

The Titans opened the game with a 10-play, 74-yard drive that was capped off with a five-yard touchdown drive by Foreman.

The Titans added three more points on a 44-yard field goal by Randy Bullock late in the second quarter, and they led 10-0 at the half.

In building their 10-point lead, the Titans had outgained the Jaguars

158-33 in total yards while tallying 14 first downs to just 2.

The domination continued in the second half, as Tannehill capped off an 11-play, 69-yard drive with five-yard touchdown run to make it 17-0 with 2:51 left in the third quarter.

Rashaan Evans, back in action for the first time since October 24, and fellow Titans linebacker Jayon Brown both intercepted Lawrence, and defensive backs Kristian Fulton and Buster Skrine also recorded interceptions in the second half.

"It was great," Brown said. "Coach Vrabel challenged us to get the ball out. I had told you earlier this week that turnovers would come in bunches, and we got bunches today. It was a great week of practice. Great execution on our side of the ball today. When the plays came, guys made them. It was good and it helped out our offense a lot, and we got the win."

Bullock made it 20-0 on a 29-yard field goal with 2:20 left in the contest.

The Titans got a number of injured players back for the game, including receiver Julio Jones, who finished the game with four catches for 33 yards.

The Titans return to action next Sunday against the Steelers in Pittsburgh.

"We have to move on from this week and get ready to focus on that opponent," Titans tight end Anthony Firkser said. "It's a tough place to play and they are always a good team and good organization, so it's going to be a tough game."

###

Week 14

National Football League Game Summary

NFL Copyright © 2021 by The National Football League. All rights reserved. This summary and play-by-play is for the express purpose of assisting media in their coverage of the game; any other use of this material is prohibited without the written permission of the National Football League.

Date: Sunday, 12/12/2021

Jacksonville Jaguars at Tennessee Titans
at Nissan Stadium, Nashville, TN

Start Time: 12:02 PM CST

Game Day Weather

Game Weather: Sunny

Temp: 44° F (6.7° C) Humidity: 51%, Wind: E 4 mph

Played Open Stadium on Turf: Grass

Outdoor Weather: Sunny, Wind Chill: 43

Officials

Referee: Vinovich, Bill (52)
Line Judge: Perlman, Mark (9)
Back Judge: Russell, Jimmy (82)

Umpire: Michalek, Tony (115)
Field Judge: Blubaugh, Joe (57)
Replay Official: Butterworth, Mark (0)

Down Judge: Holt, Patrick (106)
Side Judge: Buchanan, Jimmy (86)

Lineups

Jacksonville Jaguars

Tennessee Titans

Offense	Defense
WR 10 L.Shenault	DE 95 R.Robertson-Harris
WR 7 T.Austin	DL 91 D.Smoot
TE 80 J.O'Shaughnessy	DT 90 M.Brown
LT 74 C.Robinson	OLB 41 J.Allen
LG 68 A.Norwell	ILB 54 D.Wilson
C 69 T.Shatley	ILB 44 M.Jack
RG 78 B.Bartch	CB 26 S.Griffin
RT 75 J.Taylor	CB 32 T.Campbell
WR 11 M.Jones	S 2 R.Jenkins
QB 16 T.Lawrence	S 5 R.Ford
RB 25 J.Robinson	S 42 A.Wingard

Offense	Defense
WR 15 N.Westbrook-Ikhine	DE 96 D.Autry
TE 87 G.Swaim	DT 90 N.Jones
LT 77 T.Lewan	DT 98 J.Simmons
LG 76 R.Saffold	OLB 58 H.Landry
C 60 B.Jones	LB 55 J.Brown
RG 64 N.Davis	LB 54 R.Evans
RT 72 D.Quessenberry	CB 26 K.Fulton
WR 2 J.Jones	CB 24 E.Molden
QB 17 R.Tannehill	CB 38 B.Skrine
RB 7 D.Foreman	S 31 K.Byard
RB 40 D.Hilliard	S 37 A.Hooker

Substitutions

Substitutions

WR 4 J.Mickens, DL 6 J.Ward, P 9 L.Cooke, K 15 M.Wright, WR 18 L.Treadwell, S 20 D.Thomas, CB 21 N.Lawson, RB 24 C.Hyde, CB 27 C.Claybrooks, RB 33 D.Ogunbowale, S 38 A.Cisco, DE/LB 45 K.Chaisson, LS 46 R.Maticcik, LB 49 C.Russell, LB 50 S.Quarterman, DT 52 D.Hamilton, LB 53 D.Allen, DE/LB 55 L.McCray, TE 84 C.Manhertz, TE 89 L.Farrell, DL 93 T.Bryan, DL 96 A.Gotsis

QB 5 L.Woodside, P 6 B.Kern, K 14 R.Bullock, WR 16 C.Hollister, S 21 M.Farley, CB 23 C.Jones, RB 28 J.McNichols, DB 29 D.Cruikshank, CB 30 G.Mabin, LB 42 Jo.Jones, FB 44 T.Carter, LS 46 M.Cox, LB 49 N.Dzubnar, OLB 50 D.Roberson, LB 53 D.Cole, G 61 C.Levin, G/C 62 A.Brewer, T 71 K.Lamm, WR 80 C.Rogers, WR 81 R.McMath, TE 85 M.Pruitt, TE 86 A.Firkser, DL 91 L.Murchison, OLB 92 O.Adeniyi, DT 95 K.Peko, DE 97 K.Strong

Did Not Play

Did Not Play

QB 3 C.Beathard, OL 62 K.McDermott, OL 72 W.Little, OL 76 W.Richardson

LB 0 Z.Cunningham, WR 10 D.Fitzpatrick, CB 20 J.Jenkins, FB 41 K.Blasingame, LB 51 D.Long, OL 75 D.Radunz, DT 93 T.Tart

Not Active

Not Active

CB 37 T.Herndon, OL 65 B.Linder, TE 86 J.Hollister, DE/LB 92 J.Smith, DT 97 J.Tufele

LB 0 Z.Cunningham, WR 10 D.Fitzpatrick, CB 20 J.Jenkins, FB 41 K.Blasingame, LB 51 D.Long, OL 75 D.Radunz, DT 93 T.Tart

Field Goals (made () & missed)

		R.Bullock	47WR (44) (29)		
VISITOR:	Jacksonville Jaguars	0	0	0	0
HOME:	Tennessee Titans	7	3	7	3

		R.Bullock	47WR (44) (29)		
VISITOR:	Jacksonville Jaguars	0	0	0	0
HOME:	Tennessee Titans	7	3	7	3

Scoring Plays

Team	Qtr	Time	Play Description (Extra Point) (Drive Info)		
Titans	1	10:03	D.Foreman 5 yd. run (R.Bullock kick) (10-74, 4:57)	0	7
Titans	2	3:10	R.Bullock 44 yd. Field Goal (15-62, 8:04)	0	10
Titans	3	2:51	R.Tannehill 5 yd. run (R.Bullock kick) (11-69, 5:10)	0	17
Titans	4	2:20	R.Bullock 29 yd. Field Goal (4-3, 1:12)	0	20

VISITOR:	Jacksonville Jaguars	0	0	0	0
HOME:	Tennessee Titans	7	3	7	3

Paid Attendance: 67,808

Time: 2:56

12/12/2021 at Nissan Stadium

Final Individual Statistics

Jacksonville Jaguars

RUSHING	ATT	YDS	AVG	LG	TD
J.Robinson	6	4	0.7	5	0
C.Hyde	1	2	2.0	2	0
T.Lawrence	1	2	2.0	2	0
Total	8	8	1.0	5	0

PASSING	ATT	CMP	YDS	SK/YD	TD	LG	IN	RT
T.Lawrence	40	24	221	3/37	0	41	4	35.5
Total	40	24	221	3/37	0	41	4	35.5

PASS RECEIVING	TAR	REC	YDS	AVG	LG	TD
M.Jones	7	6	70	11.7	31	0
L.Treadwell	6	4	68	17.0	41	0
L.Shenault	7	4	34	8.5	14	0
J.O'Shaughnessy	6	4	21	5.3	7	0
T.Austin	5	3	17	5.7	7	0
D.Ogunbowale	3	2	5	2.5	3	0
C.Hyde	2	1	6	6.0	6	0
J.Mickens	1	0	0	0.0	0	0
Total	37	24	221	9.2	41	0

INTERCEPTIONS	NO	YDS	AVG	LG	TD
Total	0	0	0	0	0

PUNTING	NO	YDS	AVG	NET	TB	IN20	LG
L.Cooke	5	225	45.0	42.4	0	3	54
Total	5	225	45.0	42.4	0	3	54

PUNT RETURNS	NO	YDS	AVG	FC	LG	TD
J.Mickens	0	0	0.0	4	0	0
[DOWNED]	1	0	0.0	0	0	0
Total	0	0	0.0	4	0	0

KICKOFF RETURNS	NO	YDS	AVG	FC	LG	TD
J.Mickens	1	16	16.0	0	16	0
[TOUCHBACK]	4	0	0.0	0	0	0
Total	1	16	16.0	0	16	0

Tennessee Titans

RUSHING	ATT	YDS	AVG	LG	TD
D.Foreman	13	47	3.6	8	1
R.Tannehill	4	29	7.3	17	1
J.McNichols	8	16	2.0	12	0
D.Hilliard	6	13	2.2	4	0
L.Woodside	3	-3	-1.0	-1	0
Total	34	102	3.0	17	2

PASSING	ATT	CMP	YDS	SK/YD	TD	LG	IN	RT
R.Tannehill	31	20	191	4/30	0	24	0	81.5
Total	31	20	191	4/30	0	24	0	81.5

PASS RECEIVING	TAR	REC	YDS	AVG	LG	TD
A.Firkser	5	4	34	8.5	11	0
J.Jones	6	4	33	8.3	16	0
G.Swaim	4	3	45	15.0	24	0
N.Westbrook-Ikhine	3	3	31	10.3	15	0
D.Foreman	2	2	15	7.5	11	0
C.Rogers	1	1	13	13.0	13	0
R.McMath	2	1	9	9.0	9	0
C.Hollister	1	1	6	6.0	6	0
M.Pruitt	3	1	5	5.0	5	0
D.Hilliard	2	0	0	0.0	0	0
J.McNichols	1	0	0	0.0	0	0
Total	30	20	191	9.6	24	0

INTERCEPTIONS	NO	YDS	AVG	LG	TD
B.Skrine	1	17	17.0	17	0
J.Brown	1	2	2.0	2	0
R.Evans	1	1	1.0	1	0
K.Fulton	1	0	0.0	0	0
Total	4	20	5.0	17	0

PUNTING	NO	YDS	AVG	NET	TB	IN20	LG
B.Kern	5	192	38.4	38.4	0	2	46
Total	5	192	38.4	38.4	0	2	46

PUNT RETURNS	NO	YDS	AVG	FC	LG	TD
C.Rogers	3	13	4.3	1	10	0
[OUT OF BOUNDS]	1	0	0.0	0	0	0
Total	3	13	4.3	1	10	0

KICKOFF RETURNS	NO	YDS	AVG	FC	LG	TD
C.Rogers	1	25	25.0	0	25	0
Total	1	25	25.0	0	25	0

Jacksonville Jaguars

FUMBLES	FUM	LOST	OWN-REC	YDS	TD	FORCED	OPP-REC	YDS	TD	OUT-BDS
A.Cisco	0	0	0	0	0	1	0	0	0	0
Total	0	0	0	0	0	1	0	0	0	0

Tennessee Titans

FUMBLES	FUM	LOST	OWN-REC	YDS	TD	FORCED	OPP-REC	YDS	TD	OUT-BDS
C.Rogers	1	0	1	0	0	0	0	0	0	0
Total	1	0	1	0	0	0	0	0	0	0

Final Team Statistics

	Visitor Jaguars	Home Titans
TOTAL FIRST DOWNS	9	22
By Rushing	0	8
By Passing	9	10
By Penalty	0	4
THIRD DOWN EFFICIENCY	5-13-38.5%	6-15-40.0%
FOURTH DOWN EFFICIENCY	1-2-50.0%	0-0-0.0%
TOTAL NET YARDS	192	263
Total Offensive Plays (inc. times thrown passing)	51	69
Average gain per offensive play	3.8	3.8
NET YARDS RUSHING	8	102
Total Rushing Plays	8	34
Average gain per rushing play	1.0	3.0
Tackles for a loss-number and yards	2-5	3-7
NET YARDS PASSING	184	161
Times thrown - yards lost attempting to pass	3-37	4-30
Gross yards passing	221	191
PASS ATTEMPTS-COMPLETIONS-HAD INTERCEPTED	40-24-4	31-20-0
Avg gain per pass play (inc.# thrown passing)	4.3	4.6
KICKOFFS Number-In End Zone-Touchbacks	1-0-0	5-5-4
PUNTS Number and Average	5-45.0	5-38.4
Had Blocked	0	0
FGs - PATs Had Blocked	0-0	0-0
Net Punting Average	42.4	38.4
TOTAL RETURN YARDAGE (Not Including Kickoffs)	0	33
No. and Yards Punt Returns	0-0	3-13
No. and Yards Kickoff Returns	1-16	1-25
No. and Yards Interception Returns	0-0	4-20
PENALTIES Number and Yards	9-79	2-15
FUMBLES Number and Lost	0-0	1-0
TOUCHDOWNS	0	2
Rushing	0	2
Passing	0	0
EXTRA POINTS Made-Attempts	0-0	2-2
Kicking Made-Attempts	0-0	2-2
FIELD GOALS Made-Attempts	0-0	2-3
RED ZONE EFFICIENCY	0-0-0%	2-3-67%
GOAL TO GO EFFICIENCY	0-0-0%	2-2-100%
SAFETIES	0	0
FINAL SCORE	0	20
TIME OF POSSESSION	23:03	36:57

Ball Possession And Drive Chart

Jacksonville Jaguars

#	Time Recd	Time Lost	Time Poss	How Ball Obtained	Drive Began	# Play	Yds Gain	Yds Pen	Net Yds	1st Down	Last Scrm	How Given Up
1	10:03	5:42	4:21	Kickoff	JAX 25	6	4	0	4	1	JAX 29	Punt
2	0:37	11:14	4:23	Missed FG	JAX 37	6	29	-10	19	1	TEN 44	Punt
3	3:10	0:58	2:12	Kickoff	JAX 25	6	20	0	20	1	JAX 45	Punt
4	0:02	0:00	0:02	Punt	JAX 48	1	31	0	31	1	JAX 48	End of Half
5	15:00	12:54	2:06	Kickoff	JAX 25	5	20	0	20	1	JAX 45	Interception
6	10:47	8:01	2:46	Punt	JAX 11	6	16	0	16	1	JAX 27	Punt
7	2:51	0:29	2:22	Kickoff	JAX 15	5	59	-10	49	2	TEN 36	Interception
8	11:59	10:50	1:09	Punt	JAX 29	3	7	-5	2	0	JAX 31	Interception
9	9:12	6:55	2:17	Punt	JAX 41	7	-2	0	-2	1	JAX 39	Punt
10	4:24	3:32	0:52	Punt	JAX 18	2	3	-9	-6	0	JAX 12	Interception
11	2:20	1:47	0:33	Kickoff	JAX 25	4	5	0	5	0	JAX 27	Downs

(299) Average JAX 27

Tennessee Titans

#	Time Recd	Time Lost	Time Poss	How Ball Obtained	Drive Began	# Play	Yds Gain	Yds Pen	Net Yds	1st Down	Last Scrm	How Given Up
1	15:00	10:03	4:57	Kickoff	TEN 26	10	59	15	74	6	* JAX 5	Touchdown
2	5:42	0:37	5:05	Punt	TEN 24	9	42	5	47	3	JAX 29	Missed FG
3	11:14	3:10	8:04	Punt	TEN 12	15	57	5	62	5	JAX 26	Field Goal
4	0:58	0:02	0:56	Punt	TEN 8	4	4	5	9	1	TEN 17	Punt
5	12:54	10:47	2:07	Interception	TEN 44	3	8	0	8	0	JAX 48	Punt
6	8:01	2:51	5:10	Punt	TEN 31	11	54	15	69	5	* JAX 5	Touchdown
7	0:29	11:59	3:30	Interception	TEN 33	5	8	0	8	1	TEN 41	Punt
8	10:50	9:12	1:38	Interception	TEN 18	3	2	0	2	0	TEN 20	Punt
9	6:55	4:24	2:31	Punt	TEN 17	5	19	0	19	1	TEN 36	Punt
10	3:32	2:20	1:12	Interception	JAX 14	4	13	-10	3	0	* JAX 11	Field Goal
11	1:47	0:00	1:47	Downs	JAX 30	3	-3	0	-3	0	JAX 32	End of Game

(369) Average TEN 34

* inside opponent's 20

Time of Possession by Quarter		1st	2nd	3rd	4th	OT	Total
Visitor	Jacksonville Jaguars	4:58	6:00	7:14	4:51		23:03
Home	Tennessee Titans	10:02	9:00	7:46	10:09		36:57
Kickoff Drive No.-Start Average		Jaguars: 5 - JAX 23		Titans: 1 - TEN 26			

Final Defensive Statistics

Jacksonville Jaguars

Regular Defensive Plays

Special Teams

Misc

	TKL	AST	COMB	SK	/ YDS	TFL	Q	IN	PD	FF	FR	TKL	AST	FF	FR	BL	TKL	AST	FF	FR	
D.Wilson	6	4	10	1	7	2	1	0	0	0	0	0	0	0	0	0	0	0	0	0	0
M.Jack	6	4	10	0	0	0	0	0	0	0	0	0	0	0	0	0	0	0	0	0	0
A.Wingard	5	3	8	0	0	0	0	0	0	0	0	0	0	0	0	0	0	0	0	0	0
S.Griffin	4	0	4	0	0	0	1	0	0	0	0	0	0	0	0	0	0	0	0	0	0
D.Hamilton	4	0	4	0	0	0	0	0	0	0	0	0	0	0	0	0	0	0	0	0	0
R.Robertson-Harris	3	1	4	1	8	1	2	0	0	0	0	0	0	0	0	0	0	0	0	0	0
M.Brown	2	2	4	0	0	0	0	0	0	0	0	0	0	0	0	0	0	0	0	0	0
T.Campbell	2	2	4	0	0	0	0	0	0	0	0	0	0	0	0	0	0	0	0	0	0
R.Jenkins	3	0	3	0	0	0	0	0	0	0	0	0	0	0	0	0	0	0	0	0	0
R.Ford	2	1	3	0	0	0	0	0	0	0	0	0	0	0	0	0	0	0	0	0	0
D.Smoot	2	0	2	1	7	1	3	0	0	0	0	0	0	0	0	0	0	0	0	0	0
J.Allen	2	0	2	0	0	0	0	0	0	0	0	0	0	0	0	0	0	0	0	0	0
K.Chaisson	2	0	2	0	0	1	0	0	0	0	0	0	0	0	0	0	0	0	0	0	0
J.Ward	1	0	1	1	8	1	1	0	0	0	0	0	0	0	0	0	0	0	0	0	0
T.Bryan	1	0	1	0	0	0	1	0	0	0	0	0	0	0	0	0	0	0	0	0	0
A.Gotsis	0	1	1	0	0	0	1	0	0	0	0	0	0	0	0	0	0	0	0	0	0
L.McCray	0	1	1	0	0	0	0	0	0	0	0	0	0	0	0	0	0	0	0	0	0
A.Cisco	0	0	0	0	0	0	0	0	0	0	0	1	0	1	0	0	0	0	0	0	0
C.Claybrooks	0	0	0	0	0	0	0	0	0	0	0	1	0	0	0	0	0	0	0	0	0
D.Ogunbowale	0	0	0	0	0	0	0	0	0	0	0	1	0	0	0	0	0	0	0	0	0
C.Russell	0	0	0	0	0	0	0	0	0	0	0	0	1	0	0	0	0	0	0	0	0
S.Quarterman	0	0	0	0	0	0	0	0	0	0	0	0	1	0	0	0	0	0	0	0	0
M.Jones	0	0	0	0	0	0	0	0	0	0	0	0	0	0	0	0	1	0	0	0	0
T.Austin	0	0	0	0	0	0	0	0	0	0	0	0	0	0	0	0	1	0	0	0	0
J.Mickens	0	0	0	0	0	0	0	0	0	0	0	0	0	0	0	0	1	0	0	0	0
L.Treadwell	0	0	0	0	0	0	0	0	0	0	0	0	0	0	0	0	0	1	0	0	0
J.Robinson	0	0	0	0	0	0	0	0	0	0	0	0	0	0	0	0	0	1	0	0	0
Total	45	19	64	4	30	6	10	0	0	0	0	3	2	1	0	0	3	2	0	0	0

TKL = Tackle AST = Assist COMB = Combined QH=QB Hit IN = Interception PD = Pass Defense FF = Forced Fumble FR = Fumble Recovery

Final Defensive Statistics

Tennessee Titans	Regular Defensive Plays											Special Teams					Misc			
	TKL	AST	COMB	SK	/ YDS	TFL	QH	IN	PD	FF	FR	TKL	AST	FF	FR	BL	TKL	AST	FF	FR
R.Evans	1	5	6	0	0	1	0	1	1	0	0	0	0	0	0	0	0	0	0	0
K.Byard	2	3	5	0	0	0	0	0	1	0	0	0	0	0	0	0	0	0	0	0
E.Molden	2	3	5	0	0	0	0	0	0	0	0	0	0	0	0	0	0	0	0	0
B.Skrine	3	1	4	0	0	0	0	1	2	0	0	0	0	0	0	0	0	0	0	0
K.Fulton	3	1	4	0	0	0	0	1	2	0	0	0	0	0	0	0	0	0	0	0
J.Simmons	3	0	3	0	0	1	0	0	1	0	0	0	0	0	0	0	0	0	0	0
D.Roberson	2	1	3	1	20	1	1	0	0	0	0	0	1	0	0	0	0	0	0	0
H.Landry	2	1	3	1	8	1	1	0	0	0	0	0	0	0	0	0	0	0	0	0
J.Brown	2	1	3	0	0	0	0	1	1	0	0	0	0	0	0	0	0	0	0	0
D.Autry	2	0	2	1	9	1	1	0	0	0	0	0	0	0	0	0	0	0	0	0
A.Hooker	2	0	2	0	0	0	0	0	1	0	0	0	0	0	0	0	0	0	0	0
G.Mabin	2	0	2	0	0	0	0	0	0	0	0	0	0	0	0	0	0	0	0	0
C.Jones	1	1	2	0	0	0	0	0	0	0	0	0	0	0	0	0	0	0	0	0
N.Jones	0	2	2	0	0	0	0	0	0	0	0	0	0	0	0	0	0	0	0	0
O.Adeniyi	1	0	1	0	0	0	1	0	0	0	0	0	0	0	0	0	0	0	0	0
M.Farley	1	0	1	0	0	0	0	0	0	0	0	0	0	0	0	0	0	0	0	0
D.Cole	0	0	0	0	0	0	1	0	0	0	0	0	0	0	0	0	0	0	0	0
K.Peko	0	0	0	0	0	0	1	0	0	0	0	0	0	0	0	0	0	0	0	0
D.Cruikshank	0	0	0	0	0	0	0	0	0	0	0	0	1	0	0	0	0	0	0	0
C.Rogers	0	0	0	0	0	0	0	0	0	0	0	0	0	0	1	0	0	0	0	0
Total	29	19	48	3	37	5	6	4	9	0	0	0	2	0	1	0	0	0	0	0

Play By Play

First Quarter

12/12/2021

JAX wins the coin toss and elects to defer. TEN elects to Receive, and JAX elects to defend the north goal.

M.Wright kicks 64 yards from JAX 35 to TEN 1. C.Rogers to TEN 26 for 25 yards (A.Cisco). FUMBLES (A.Cisco), and recovers at TEN 26.

Tennessee Titans at 15:00, (1st play from scrimmage 14:51)

- 1-10-TEN 26 (14:51) (Shotgun) R.Tannehill pass short middle to G.Swaim to TEN 35 for 9 yards (M.Jack; D.Wilson).
- 2-1-TEN 35 (14:14) (No Huddle) D.Foreman right tackle to TEN 37 for 2 yards (R.Jenkins). R1
- 1-10-TEN 37 (13:42) D.Foreman right guard to TEN 43 for 6 yards (A.Wingard).
- 2-4-TEN 43 (12:59) R.Tannehill pass short left to C.Hollister to TEN 49 for 6 yards (R.Ford; D.Wilson). P2
- 1-10-TEN 49 (12:22) D.Foreman left tackle to JAX 48 for 3 yards (J.Allen, A.Wingard).
- 2-7-JAX 48 (11:40) R.Tannehill pass incomplete short middle to J.Jones [A.Gotsis].
- 3-7-JAX 48 (11:36) (Shotgun) R.Tannehill scrambles up the middle to JAX 31 for 17 yards (A.Wingard). TEN-R.Saffold was injured during the play. His return is Questionable. R3
PENALTY on JAX-A.Wingard, Unnecessary Roughness, 15 yards, enforced at JAX 31. X4
- 1-10-JAX 16 (11:20) D.Foreman right guard to JAX 16 for no gain (D.Wilson).
- 2-10-JAX 16 (10:40) R.Tannehill pass short left to D.Foreman to JAX 5 for 11 yards (M.Jack; M.Brown). P5
- 1-5-JAX 5 (10:07) (No Huddle) D.Foreman left guard for 5 yards, TOUCHDOWN. R6
R.Bullock extra point is GOOD, Center-M.Cox, Holder-B.Kern.

JAX 0 TEN 7, 10 plays, 74 yards, 1 penalty, 4:57 drive, 4:57 elapsed

R.Bullock kicks 65 yards from TEN 35 to end zone, Touchback.

Jacksonville Jaguars at 10:03

- 1-10-JAX 25 (10:03) (Shotgun) T.Lawrence sacked at JAX 16 for -9 yards (D.Autry).
- 2-19-JAX 16 (9:19) (Shotgun) T.Lawrence pass short right to M.Jones to JAX 24 for 8 yards (B.Skrine).
- 3-11-JAX 24 (8:37) (Shotgun) T.Lawrence pass short right to L.Shenault to JAX 38 for 14 yards (G.Mabin, K.Byard). P1
- 1-10-JAX 38 (8:00) J.Robinson left tackle to JAX 34 for -4 yards (R.Evans).
- 2-14-JAX 34 (7:17) (Shotgun) T.Lawrence pass short right to L.Shenault to JAX 37 for 3 yards (K.Byard, R.Evans).
- 3-11-JAX 37 (6:29) (Shotgun) T.Lawrence sacked at JAX 29 for -8 yards (H.Landry).
- 4-19-JAX 29 (5:52) L.Cooke punts 49 yards to TEN 22, Center-R.Maticcik. C.Rogers to TEN 24 for 2 yards (C.Russell; S.Quarterman).

Tennessee Titans at 5:42

- 1-10-TEN 24 (5:42) R.Tannehill pass short left to N.Westbrook-Ikhine pushed ob at TEN 39 for 15 yards (R.Ford). P7
- 1-10-TEN 39 (5:07) (Shotgun) D.Foreman left tackle to TEN 43 for 4 yards (J.Allen).
- 2-6-TEN 43 (4:24) R.Tannehill pass short right to J.Jones to TEN 44 for 1 yard (S.Griffin).
- 3-5-TEN 44 (3:45) (Shotgun) PENALTY on JAX-T.Bryan, Encroachment, 5 yards, enforced at TEN 44 - No Play. X8
- 1-10-TEN 49 (3:37) R.Tannehill pass incomplete short left to D.Hilliard [S.Griffin].
- 2-10-TEN 49 (3:33) R.Tannehill pass deep middle to J.Jones to JAX 35 for 16 yards (S.Griffin). P9
- 1-10-JAX 35 (2:48) D.Hilliard up the middle to JAX 31 for 4 yards (D.Hamilton).
- 2-6-JAX 31 (2:02) (Shotgun) R.Tannehill sacked at JAX 38 for -7 yards (D.Wilson).
- 3-13-JAX 38 (1:18) (Shotgun) R.Tannehill pass short left to N.Westbrook-Ikhine to JAX 29 for 9 yards (A.Wingard; M.Jack).
- 4-4-JAX 29 (:42) R.Bullock 47 yard field goal is No Good, Wide Right, Center-M.Cox, Holder-B.Kern.

Jacksonville Jaguars at 0:37

- 1-10-JAX 37 (:37) J.Robinson right guard to JAX 40 for 3 yards (D.Roberson, N.Jones).

END OF QUARTER

	Score	Time Poss	First Downs				Efficiencies	
			R	P	X	T	3 Down	4 Down
Jacksonville Jaguars	0	4:58	0	1	0	1	1/2	0/0
Tennessee Titans	7	10:02	3	4	2	9	1/2	0/0

Play By Play

Second Quarter

12/12/2021

Jacksonville Jaguars continued.

2-7-JAX 40	(15:00) J.Robinson left guard to JAX 45 for 5 yards (K.Fulton; R.Evans).	
3-2-JAX 45	(14:15) (Shotgun) T.Lawrence pass short left to T.Austin to TEN 48 for 7 yards (K.Byard).	P2
<u>1-10-TEN 48</u>	(13:33) T.Lawrence pass short left to J.O'Shaughnessy to TEN 43 for 5 yards (H.Landry).	
2-5-TEN 43	(12:46) (Shotgun) T.Lawrence pass incomplete deep left to M.Jones [H.Landry]. PENALTY on JAX-A.Norwell, Offensive Holding, 10 yards, enforced at TEN 43 - No Play.	
2-15-JAX 47	(12:40) (Shotgun) T.Lawrence pass short middle to T.Austin to TEN 46 for 7 yards (A.Hooker).	
3-8-TEN 46	(11:58) (Shotgun) C.Hyde up the middle to TEN 44 for 2 yards (D.Autry, E.Molden).	
4-6-TEN 44	(11:20) L.Cooke punts 32 yards to TEN 12, Center-R.Maticcik, fair catch by C.Rogers.	

Tennessee Titans at 11:14

1-10-TEN 12	(11:14) D.Foreman up the middle to TEN 18 for 6 yards (M.Brown; D.Wilson).	
2-4-TEN 18	(10:43) (No Huddle) D.Foreman right tackle to TEN 26 for 8 yards (A.Wingard, M.Jack).	R10
<u>1-10-TEN 26</u>	(10:08) (No Huddle) R.Tannehill pass short left to J.Jones pushed ob at TEN 38 for 12 yards (T.Campbell).	P11
<u>1-10-TEN 38</u>	(9:36) (No Huddle) D.Foreman left end to TEN 40 for 2 yards (T.Bryan).	
2-8-TEN 40	(9:09) (No Huddle) R.Tannehill scrambles right end ran ob at TEN 45 for 5 yards (K.Chaisson). PENALTY on JAX-K.Chaisson, Defensive Holding, 5 yards, enforced at TEN 45.	X12
<u>1-10-50</u>	(8:50) D.Hilliard left end to JAX 47 for 3 yards (R.Robertson-Harris).	
2-7-JAX 47	(8:09) D.Foreman left tackle to JAX 43 for 4 yards (T.Campbell).	
3-3-JAX 43	(7:22) (Shotgun) R.Tannehill pass short middle to A.Firkser to JAX 38 for 5 yards (M.Jack).	P13
<u>1-10-JAX 38</u>	(6:37) (Shotgun) R.Tannehill pass short right to D.Foreman to JAX 34 for 4 yards (A.Wingard).	
2-6-JAX 34	(5:52) D.Hilliard right tackle to JAX 31 for 3 yards (D.Hamilton). TEN-T.Carter was injured during the play. His return is Questionable.	
3-3-JAX 31	(5:23) (Shotgun) R.Tannehill pass short left to A.Firkser pushed ob at JAX 23 for 8 yards (R.Ford).	P14
<u>1-10-JAX 23</u>	(4:46) D.Foreman right end to JAX 21 for 2 yards (S.Griffin). Timeout #1 by TEN at 03:59.	
2-8-JAX 21	(3:59) R.Tannehill pass incomplete short middle to J.Jones.	
3-8-JAX 21	(3:55) (Shotgun) J.McNichols up the middle to JAX 26 for -5 yards (D.Wilson).	
4-13-JAX 26	(3:15) R.Bullock 44 yard field goal is GOOD, Center-M.Cox, Holder-B.Kern.	

JAX 0 TEN 10, 15 plays, 62 yards, 1 penalty, 8:04 drive, 11:50 elapsed

R.Bullock kicks 65 yards from TEN 35 to end zone, Touchback.

Jacksonville Jaguars at 3:10

1-10-JAX 25	(3:10) (Shotgun) T.Lawrence pass incomplete short left.	
2-10-JAX 25	(3:04) (Shotgun) T.Lawrence pass short left to T.Austin to JAX 28 for 3 yards (H.Landry; R.Evans).	
3-7-JAX 28	(2:20) (Shotgun) T.Lawrence pass short right to L.Shenault to JAX 40 for 12 yards (J.Brown; K.Byard).	P3

Two-Minute Warning

<u>1-10-JAX 40</u>	(2:00) (Shotgun) T.Lawrence pass incomplete short middle to M.Jones (B.Skrine).	
2-10-JAX 40	(1:54) (Shotgun) T.Lawrence pass short left to M.Jones to JAX 43 for 3 yards (K.Fulton).	
3-7-JAX 43	(1:15) (Shotgun) T.Lawrence scrambles up the middle to JAX 45 for 2 yards (O.Adeniyi). Timeout #2 by TEN at 01:07.	
4-5-JAX 45	(1:07) L.Cooke punts 47 yards to TEN 8, Center-R.Maticcik, out of bounds.	

Tennessee Titans at 0:58

1-10-TEN 8	(:58) (Shotgun) R.Tannehill pass short middle to A.Firkser to TEN 19 for 11 yards (M.Jack, A.Wingard).	P15
<u>1-10-TEN 19</u>	(:37) (No Huddle, Shotgun) R.Tannehill pass incomplete short middle to J.McNichols [D.Smoot].	
2-10-TEN 19	(:33) (Shotgun) R.Tannehill pass short left to C.Rogers to TEN 26 for 7 yards (T.Campbell). PENALTY on JAX-D.Smoot, Defensive Offside, 5 yards, enforced at TEN 19 - No Play.	
2-5-TEN 24	(:27) (Shotgun) R.Tannehill pass incomplete short middle to A.Firkser.	
3-5-TEN 24	(:23) (Shotgun) R.Tannehill sacked at TEN 17 for -7 yards (D.Smoot). Timeout #1 by JAX at 00:14.	
4-12-TEN 17	(:14) B.Kern punts 35 yards to JAX 48, Center-M.Cox, downed by TEN-Jo.Jones.	

Jacksonville Jaguars at 0:02

1-10-JAX 48	(:02) (Shotgun) T.Lawrence pass short left to M.Jones to TEN 21 for 31 yards (C.Jones).	P4
-------------	---	----

Jacksonville Jaguars vs Tennessee Titans at Nissan Stadium

END OF QUARTER

	Score	Time Poss	First Downs				Efficiencies	
			R	P	X	T	3 Down	4 Down
Jacksonville Jaguars	0	6:00	0	3	0	3	2/4	0/0
Tennessee Titans	10	9:00	1	4	1	6	2/4	0/0

Third Quarter

12/12/2021

Play By Play

JAX elects to Receive, and TEN elects to defend the South goal.

R.Bullock kicks 65 yards from TEN 35 to end zone, Touchback.

Jacksonville Jaguars at 15:00

1-10-JAX 25 (15:00) (Shotgun) T.Lawrence pass short right to J.O'Shaughnessy to JAX 32 for 7 yards (K.Byard; R.Evans).

2-3-JAX 32 (14:25) (Shotgun) J.Robinson up the middle to JAX 31 for -1 yards (J.Simmons).

3-4-JAX 31 (13:42) (Shotgun) T.Lawrence pass short left to M.Jones pushed ob at JAX 45 for 14 yards (K.Fulton). P5

1-10-JAX 45 (13:09) (Shotgun) T.Lawrence pass incomplete deep right to J.O'Shaughnessy (K.Byard).

2-10-JAX 45 (13:03) (Shotgun) T.Lawrence pass short left intended for L.Shenault INTERCEPTED by R.Evans at TEN 43. R.Evans to TEN 44 for 1 yard (M.Jones).

Tennessee Titans at 12:54

1-10-TEN 44 (12:54) D.Hilliard right tackle to TEN 47 for 3 yards (D.Smoot).

2-7-TEN 47 (12:14) D.Hilliard up the middle to TEN 48 for 1 yard (D.Wilson).

3-6-TEN 48 (11:32) (Shotgun) R.Tannehill pass short left to J.Jones to JAX 48 for 4 yards (A.Wingard).

4-2-JAX 48 (10:54) B.Kern punts 37 yards to JAX 11, Center-M.Cox, fair catch by J.Mickens.

Jacksonville Jaguars at 10:47

1-10-JAX 11 (10:47) J.Robinson left tackle to JAX 11 for no gain (J.Simmons, R.Evans).

2-10-JAX 11 (10:22) (No Huddle, Shotgun) T.Lawrence pass short right to L.Treadwell to JAX 17 for 6 yards (B.Skrine; E.Molden).

3-4-JAX 17 (9:39) (Shotgun) T.Lawrence pass short right to L.Shenault to JAX 22 for 5 yards (J.Brown). P6

1-10-JAX 22 (8:56) (Shotgun) T.Lawrence pass short right to M.Jones to JAX 27 for 5 yards (B.Skrine).

2-5-JAX 27 (8:19) (Shotgun) T.Lawrence pass incomplete short left.

3-5-JAX 27 (8:14) (Shotgun) T.Lawrence pass incomplete deep left to T.Austin.

4-5-JAX 27 (8:09) L.Cooke punts 43 yards to TEN 30, Center-R.Matiscik. C.Rogers to TEN 31 for 1 yard (C.Claybrooks).

Tennessee Titans at 8:01

1-10-TEN 31 (8:01) R.Tannehill pass incomplete short left [R.Robertson-Harris].

2-10-TEN 31 (7:54) D.Foreman left tackle to TEN 32 for 1 yard (M.Brown).

3-9-TEN 32 (7:08) (Shotgun) R.Tannehill pass short right to A.Firkser to TEN 42 for 10 yards (D.Wilson). TEN-R.Saffold was injured during the play. His return is Questionable. P16

1-10-TEN 42 (6:28) D.Hilliard left tackle to TEN 41 for -1 yards (K.Chaisson).

2-11-TEN 41 (5:42) R.Tannehill pass short left to G.Swaim to JAX 35 for 24 yards (R.Jenkins). P17

PENALTY on JAX-A.Wingard, Low Block, 15 yards, enforced at JAX 35. X18

1-10-JAX 20 (5:19) (Shotgun) R.Tannehill pass short middle to R.McMath pushed ob at JAX 11 for 9 yards (M.Jack).

2-1-JAX 11 (4:35) R.Tannehill pass incomplete short left to G.Swaim [D.Smoot].

3-1-JAX 11 (4:31) R.Tannehill up the middle to JAX 9 for 2 yards (M.Brown). R19

1-9-JAX 9 (3:48) R.Tannehill pass incomplete short right to M.Pruitt.

2-9-JAX 9 (3:41) D.Foreman left tackle to JAX 5 for 4 yards (D.Hamilton).

3-5-JAX 5 (2:56) (Shotgun) R.Tannehill scrambles left end for 5 yards, TOUCHDOWN. R20

R.Bullock extra point is GOOD, Center-M.Cox, Holder-B.Kern.

JAX 0 TEN 17, 11 plays, 69 yards, 1 penalty, 5:10 drive, 12:09 elapsed

R.Bullock kicks 66 yards from TEN 35 to JAX -1. J.Mickens to JAX 15 for 16 yards (D.Roberson; D.Cruikshank).

Jacksonville Jaguars at 2:51, (1st play from scrimmage 2:46)

1-10-JAX 15 (2:46) (Shotgun) T.Lawrence pass short right to L.Treadwell to JAX 24 for 9 yards (B.Skrine).

2-1-JAX 24 (2:25) (No Huddle, Shotgun) T.Lawrence pass short left to M.Jones to JAX 33 for 9 yards (K.Fulton). P7

1-10-JAX 33 (2:02) (No Huddle, Shotgun) T.Lawrence pass incomplete short middle to J.O'Shaughnessy (A.Hooker).

2-10-JAX 33 (1:58) (Shotgun) T.Lawrence pass deep left to M.Jones to TEN 36 for 31 yards (K.Fulton) [D.Roberson].

Penalty on JAX-A.Norwell, Offensive Holding, offsetting, enforced at JAX 33 - No Play.

Penalty on TEN-K.Fulton, Defensive Pass Interference, offsetting.

2-10-JAX 33 (1:39) (Shotgun) T.Lawrence pass deep right to L.Treadwell to TEN 26 for 41 yards (A.Hooker). P8

1-10-TEN 26 (1:05) (No Huddle, Shotgun) T.Lawrence pass short middle to J.Robinson to TEN 23 for 3 yards (N.Jones; R.Evans).

PENALTY on JAX-B.Bartch, Offensive Holding, 10 yards, enforced at TEN 26 - No Play.

1-20-TEN 36 (:34) (Shotgun) T.Lawrence pass short middle intended for T.Austin INTERCEPTED by J.Brown [O.Adeniyi] at TEN 31. J.Brown to TEN 33 for 2 yards (T.Austin).

Tennessee Titans at 0:29

1-10-TEN 33 (:29) R.Tannehill pass short right to M.Pruitt pushed ob at TEN 38 for 5 yards (M.Jack).

Jacksonville Jaguars vs Tennessee Titans at Nissan Stadium

END OF QUARTER

	Score	Time Poss	First Downs				Efficiencies	
			R	P	X	T	3 Down	4 Down
Jacksonville Jaguars	0	7:14	0	4	0	4	2/3	0/0
Tennessee Titans	17	7:46	2	2	1	5	3/4	0/0

Tennessee Titans continued.

- 2-5-TEN 38 (15:00) J.McNichols up the middle to TEN 44 for 6 yards (T.Campbell; L.McCray). R21
- 1-10-TEN 44 (14:22) R.Tannehill sacked at TEN 36 for -8 yards (J.Ward).
- 2-18-TEN 36 (13:41) (Shotgun) R.Tannehill pass short middle to C.Rogers to TEN 49 for 13 yards (M.Jack).
- 3-5-TEN 49 (12:57) (Shotgun) R.Tannehill sacked at TEN 41 for -8 yards (R.Robertson-Harris).
- 4-13-TEN 41 (12:05) B.Kern punts 35 yards to JAX 24, Center-M.Cox, fair catch by J.Mickens.
- PENALTY on TEN-D.Cruikshank, Player Out of Bounds on Kick, 5 yards, enforced at JAX 24.

Jacksonville Jaguars at 11:59

- 1-10-JAX 29 (11:59) T.Lawrence pass short right to J.O'Shaughnessy to JAX 35 for 6 yards (E.Molden).
- 2-4-JAX 35 (11:32) (No Huddle, Shotgun) J.Robinson up the middle to JAX 36 for 1 yard (J.Simmons).
- 3-3-JAX 36 (11:01) (No Huddle, Shotgun) PENALTY on JAX-J.Taylor, False Start, 5 yards, enforced at JAX 36 - No Play.
- 3-8-JAX 31 (11:01) (Shotgun) T.Lawrence pass deep left intended for J.Mickens INTERCEPTED by K.Fulton at TEN 18. K.Fulton to TEN 18 for no gain (J.Mickens).

Tennessee Titans at 10:50

- 1-10-TEN 18 (10:50) J.McNichols left guard to TEN 19 for 1 yard (R.Robertson-Harris).
- 2-9-TEN 19 (10:06) J.McNichols right tackle to TEN 20 for 1 yard (D.Hamilton).
- 3-8-TEN 20 (9:23) (Shotgun) R.Tannehill pass incomplete deep right to R.McMath.
- 4-8-TEN 20 (9:18) B.Kern punts 39 yards to JAX 41, Center-M.Cox, fair catch by J.Mickens.

Jacksonville Jaguars at 9:12

- 1-10-JAX 41 (9:12) (Shotgun) T.Lawrence pass incomplete short right to L.Shenault.
- 2-10-JAX 41 (9:08) (Shotgun) T.Lawrence pass incomplete short left to L.Treadwell (K.Fulton).
- 3-10-JAX 41 (9:03) (Shotgun) T.Lawrence pass incomplete deep left.
- 4-10-JAX 41 (8:55) (Shotgun) T.Lawrence pass short right to L.Treadwell to TEN 47 for 12 yards (G.Mabin). P9
- 1-10-TEN 47 (8:31) (No Huddle, Shotgun) T.Lawrence pass incomplete short middle to C.Hyde (J.Simmons).
- 2-10-TEN 47 (8:27) (Shotgun) T.Lawrence pass short middle to C.Hyde to TEN 41 for 6 yards (J.Brown, D.Roberson).
- 3-4-TEN 41 (7:51) (Shotgun) T.Lawrence sacked at JAX 39 for -20 yards (D.Roberson).
- 4-24-JAX 39 (7:08) L.Cooke punts 54 yards to TEN 7, Center-R.Maticik. C.Rogers to TEN 17 for 10 yards (D.Ogunbowale).

Tennessee Titans at 6:55

- 1-10-TEN 17 (6:55) R.Tannehill pass short right to N.Westbrook-Ikhine pushed ob at TEN 24 for 7 yards (S.Griffin). R22
- 2-3-TEN 24 (6:13) J.McNichols left tackle to TEN 36 for 12 yards (D.Wilson; T.Campbell).
- 1-10-TEN 36 (5:26) J.McNichols left tackle to TEN 36 for no gain (D.Wilson).
- 2-10-TEN 36 (4:40) R.Tannehill pass incomplete deep left to M.Pruitt.
- 3-10-TEN 36 (4:35) (Shotgun) R.Tannehill pass incomplete short right to D.Hilliard [T.Bryan].
- 4-10-TEN 36 (4:30) B.Kern punts 46 yards to JAX 18, Center-M.Cox, fair catch by J.Mickens.

Jacksonville Jaguars at 4:24

- 1-10-JAX 18 (4:24) (Shotgun) J.Robinson up the middle to JAX 28 for 10 yards (J.Brown).
PENALTY on JAX-A.Norwell, Offensive Holding, 9 yards, enforced at JAX 18 - No Play.
- 1-19-JAX 9 (4:16) (Shotgun) T.Lawrence pass short left to J.O'Shaughnessy to JAX 12 for 3 yards (C.Jones; E.Molden).
- 2-16-JAX 12 (3:44) (Shotgun) T.Lawrence pass deep middle intended for L.Treadwell INTERCEPTED by B.Skrine at JAX 31. B.Skrine to JAX 14 for 17 yards (L.Treadwell; J.Robinson).

Tennessee Titans at 3:32

- 1-10-JAX 14 (3:32) J.McNichols left tackle to JAX 10 for 4 yards (M.Jack).
PENALTY on TEN-A.Brewer, Offensive Holding, 10 yards, enforced at JAX 14 - No Play.
- 1-20-JAX 24 (3:27) J.McNichols left tackle to JAX 22 for 2 yards (M.Jack).
Timeout #1 by TEN at 02:37.
- 2-18-JAX 22 (2:37) R.Tannehill pass short right to G.Swaim to JAX 10 for 12 yards (R.Jenkins).
Timeout #1 by JAX at 02:28.
- 3-6-JAX 10 (2:28) J.McNichols up the middle to JAX 11 for -1 yards (R.Robertson-Harris; A.Gotsis).
Timeout #2 by JAX at 02:24.
- 4-7-JAX 11 (2:24) R.Bullock 29 yard field goal is GOOD, Center-M.Cox, Holder-B.Kern.

JAX 0 TEN 20, 4 plays, 3 yards, 1:12 drive, 12:40 elapsed

R.Bullock kicks 65 yards from TEN 35 to end zone, Touchback.

Jacksonville Jaguars vs Tennessee Titans at Nissan Stadium

Jacksonville Jaguars at 2:20

1-10-JAX 25 (2:20) (Shotgun) T.Lawrence pass incomplete short left to L.Shenault [D.Cole].

2-10-JAX 25 (2:16) (Shotgun) T.Lawrence pass short middle to D.Ogunbowale to JAX 27 for 2 yards (E.Molden).

Two-Minute Warning

3-8-JAX 27 (2:00) (Shotgun) T.Lawrence pass incomplete short right to D.Ogunbowale [K.Peko].

4-8-JAX 27 (1:56) (Shotgun) T.Lawrence pass short left to D.Ogunbowale to JAX 30 for 3 yards (M.Farley, N.Jones).

Tennessee Titans at 1:47

1-10-JAX 30 (1:47) L.Woodside kneels to JAX 31 for -1 yards.

2-11-JAX 31 (1:07) L.Woodside kneels to JAX 32 for -1 yards.

3-12-JAX 32 (:31) L.Woodside kneels to JAX 33 for -1 yards.

END OF QUARTER

	Score	Time Poss	First Downs				Efficiencies	
			R	P	X	T	3 Down	4 Down
Jacksonville Jaguars	0	4:51	0	1	0	1	0/4	1/2
Tennessee Titans	20	10:09	2	0	0	2	0/5	0/0

Miscellaneous Statistics Report

Jacksonville Jaguars vs Tennessee Titans
12/12/2021 at Nissan Stadium

Ten Longest Plays for Jacksonville Jaguars

Yards	Qtr	Play Start	Play Description
41	3	2-10-JAX 33	(1:39) (Shotgun) T.Lawrence pass deep right to L.Treadwell to TEN 26 for 41 yards (A.Hooker).
31	2	1-10-JAX 48	(:02) (Shotgun) T.Lawrence pass short left to M.Jones to TEN 21 for 31 yards (C.Jones).
14	1	3-11-JAX 24	(8:37) (Shotgun) T.Lawrence pass short right to L.Shenault to JAX 38 for 14 yards (G.Mabin, K.Byard).
14	3	3-4-JAX 31	(13:42) (Shotgun) T.Lawrence pass short left to M.Jones pushed ob at JAX 45 for 14 yards (K.Fulton).
12	2	3-7-JAX 28	(2:20) (Shotgun) T.Lawrence pass short right to L.Shenault to JAX 40 for 12 yards (J.Brown; K.Byard).
12	4	4-10-JAX 41	(8:55) (Shotgun) T.Lawrence pass short right to L.Treadwell to TEN 47 for 12 yards (G.Mabin).
9	3	1-10-JAX 15	(2:46) (Shotgun) T.Lawrence pass short right to L.Treadwell to JAX 24 for 9 yards (B.Skrine).
9	3	2-1-JAX 24	(2:25) (No Huddle, Shotgun) T.Lawrence pass short left to M.Jones to JAX 33 for 9 yards (K.Fulton).
8	1	2-19-JAX 16	(9:19) (Shotgun) T.Lawrence pass short right to M.Jones to JAX 24 for 8 yards (B.Skrine).
7	2	3-2-JAX 45	(14:15) (Shotgun) T.Lawrence pass short left to T.Austin to TEN 48 for 7 yards (K.Byard).

Ten Longest Plays for Tennessee Titans

Yards	Qtr	Play Start	Play Description
39	3	2-11-TEN 41	(5:42) R.Tannehill pass short left to G.Swaim to JAX 35 for 24 yards (R.Jenkins).
32	1	3-7-JAX 48	(11:36) (Shotgun) R.Tannehill scrambles up the middle to JAX 31 for 17 yards (A.Wingard). TEN-R.Saffold was injured during
16	1	2-10-TEN 49	(3:33) R.Tannehill pass deep middle to J.Jones to JAX 35 for 16 yards (S.Griffin).
15	1	1-10-TEN 24	(5:42) R.Tannehill pass short left to N.Westbrook-Ikhine pushed ob at TEN 39 for 15 yards (R.Ford).
13	4	2-18-TEN 36	(13:41) (Shotgun) R.Tannehill pass short middle to C.Rogers to TEN 49 for 13 yards (M.Jack).
12	2	1-10-TEN 26	(10:08) (No Huddle) R.Tannehill pass short left to J.Jones pushed ob at TEN 38 for 12 yards (T.Campbell).
12	4	2-3-TEN 24	(6:13) J.McNichols left tackle to TEN 36 for 12 yards (D.Wilson; T.Campbell).
12	4	2-18-JAX 22	(2:37) R.Tannehill pass short right to G.Swaim to JAX 10 for 12 yards (R.Jenkins).
11	1	2-10-JAX 16	(10:40) R.Tannehill pass short left to D.Foreman to JAX 5 for 11 yards (M.Jack; M.Brown).
11	2	1-10-TEN 8	(:58) (Shotgun) R.Tannehill pass short middle to A.Firkser to TEN 19 for 11 yards (M.Jack, A.Wingard).

Touchdown Scoring Information

		Offense	Defense	Special Teams
VISITOR	Jacksonville Jaguars	0	0	0
HOME	Tennessee Titans	2	0	0

Player Scoring Information

Club	Player	TD	Rush TD	Rec TD	KO TD	Punt TD	Int TD	Fum TD	Misc TD	FG	XP	2Pt Rush	2Pt Rec	Sfty	Points
TEN	R.Bullock	0	0	0	0	0	0	0	0	2	2	0	0	0	8
TEN	D.Foreman	0	1	0	0	0	0	0	0	0	0	0	0	0	6
TEN	R.Tannehill	0	1	0	0	0	0	0	0	0	0	0	0	0	6

Possession Detail

	First Half		Second Half		Game	
	Visitor	Home	Visitor	Home	Visitor	Home
Largest Lead	0	10	0	20	0	20
Drives Leading	0	3	0	7	0	10
Time of Possession Leading	0:00	14:05	0:00	17:55	0:00	32:00
Largest Deficit	-10	0	-20	0	-20	0
Drives Trailing	4	0	7	0	11	0
Time of Possession Trailing	10:58	0:00	12:05	0:00	23:03	0:00
Times Score Tied Up		0		0		0
Lead Changes		1		0		1

Playtime Percentage

Percent of playtime per player on offense, defense and special teams (Unofficial)

Jacksonville Jaguars

Tennessee Titans

		Offense	Defense	Special Teams				Offense	Defense	Special Teams			
A Norwell	G	55	100%			D Quessenberry	G	71	100%	5	24%		
B Bartch	T	55	100%			N Davis	G	71	100%	5	24%		
C Robinson	T	55	100%			T Lewan	T	68	96%	5	24%		
J Taylor	T	55	100%			B Jones	C	68	96%	3	14%		
T Lawrence	QB	55	100%			R Tannehill	QB	68	96%				
T Shatley	G	55	100%			G Swaim	TE	54	76%	10	48%		
M Jones	WR	54	98%			N Westbrook-Ikhine	WR	52	73%	1	5%		
L Shenault	WR	45	82%			C Hollister	WR	43	61%	10	48%		
L Treadwell	WR	44	80%	5	24%	R Saffold	G	40	56%	2	10%		
J O'Shaughnessy	TE	40	73%			M Pruitt	TE	33	46%	6	29%		
J Robinson	RB	35	64%			J Jones	WR	32	45%				
T Austin	WR	26	47%			A Brewer	C	31	44%				
C Hyde	RB	12	22%			A Firkser	TE	30	42%	4	19%		
L Farrell	TE	8	15%	5	24%	J McNichols	RB	27	38%				
C Manhertz	TE	6	11%			D Hilliard	RB	24	34%	1	5%		
D Ogunbowale	RB	4	7%	15	71%	D Foreman	RB	23	32%				
J Mickens	WR	1	2%	10	48%	C Rogers	WR	16	23%	6	29%		
R Jenkins	SS		71	100%	6	29%	T Carter	TE	11	15%	4	19%	
A Wingard	FS		71	100%	5	24%	R McMath	WR	10	14%	15	71%	
M Jack	LB		71	100%			C Levin	C	3	4%	5	24%	
S Griffin	CB		71	100%			K Lamm	T	3	4%	5	24%	
D Wilson	LB		67	94%			L Woodside	QB	3	4%			
T Campbell	CB		59	83%	10	48%	B Skrine	CB		55	100%		
R Robertson-Harris	DT		50	70%			A Hooker	FS		53	96%	5	24%
D Smoot	DE		46	65%			E Molden	CB		52	95%		
M Brown	DT		43	61%	5	24%	J Brown	LB		51	93%		
J Allen	LB		38	54%	5	24%	K Byard	FS		48	87%		
D Hamilton	DT		38	54%	5	24%	K Fulton	CB		47	85%	3	14%
K Chaisson	LB		32	45%	9	43%	H Landry	LB		42	76%		
A Gotsis	DE		30	42%	6	29%	J Simmons	DT		41	75%		
R Ford	SS		30	42%	3	14%	D Autry	DE		35	64%		
T Bryan	DT		29	41%	5	24%	R Evans	LB		33	60%		
J Ward	LB		20	28%	1	5%	N Jones	DT		31	56%		
L McCray	DE		11	15%	20	95%	D Roberson	LB		24	44%	5	24%
N Lawson	CB		4	6%	5	24%	O Adeniyi	LB		23	42%	15	71%
C Claybrooks	CB				19	90%	G Mabin	CB		21	38%	5	24%
A Cisco	SS				17	81%	K Peko	DT		13	24%	5	24%
C Russell	LB				16	76%	C Jones	CB		9	16%	2	10%
D Thomas	SS				16	76%	K Strong	DE		9	16%		
D Allen	LB				16	76%	D Cruikshank	SS		7	13%	11	52%
S Quarterman	LB				16	76%	D Cole	LB		4	7%	16	76%
R Maticcik	LS				5	24%	M Farley	FS		3	5%	15	71%
L Cooke	P				5	24%	L Murchison	DT		3	5%		
M Wright	K				1	5%	J Jones	LB			16	76%	

N Dzubnar	LB	16	76%
R Bullock	K	10	48%
M Cox	LS	10	48%
B Kern	P	10	48%

2021 TENNESSEE TITANS REGULAR SEASON STATISTICS

Won 9, Lost 4

Date	W-L	Score	OT	Opponent	Attendance
09/12	L	13-38		Arizona	67,216
09/19	W	33-30	OT	at Seattle	68,585
09/26	W	25-16		Indianapolis	67,914
10/03	L	24-27	OT	at N.Y. Jets	70,232
10/10	W	37-19		at Jacksonville	58,282
10/18	W	34-31		Buffalo	69,419
10/24	W	27-3		Kansas City	69,484
10/31	W	34-31	OT	at Indianapolis	59,175
11/07	W	28-16		at L.A. Rams	71,785
11/14	W	23-21		New Orleans	69,414
11/21	L	13-22		Houston	67,395
11/28	L	13-36		at New England	65,878
12/12	W	20-0		Jacksonville	67,808
12/19				at Pittsburgh	
12/23				San Francisco	
01/02				Miami	
01/09				at Houston	

Statistic	Tenn.	Opp.
Total First Downs	284	263
Rushing	103	72
Passing	152	161
Penalty	29	30
3rd Down: Made/Att	71/174	65/168
3rd Down Pct.	40.8	38.7
4th Down: Made/Att	13/21	11/18
4th Down Pct.	61.9	61.1
Possession Avg.	32:19	27:41
Total Net Yards	4513	4441
Avg. Per Game	347.2	341.6
Total Plays	873	821
Avg. Per Play	5.2	5.4
Net Yards Rushing	1791	1182
Avg. Per Game	137.8	90.9
Total Rushes	413	293
Net Yards Passing	2722	3259
Avg. Per Game	209.4	250.7
Sacked/Yards Lost	37/254	32/250
Gross Yards	2976	3509
Att./Completions	423/278	496/312
Completion Pct.	65.7	62.9
Had Intercepted	13	13
Punts/Average	42/43.4	51/46.2
Net Punting Avg.	42/39.8	51/40.5
Penalties/Yards	79/736	99/879
Fumbles/Ball Lost	17/8	14/5
Touchdowns	38	32
Rushing	19	12
Passing	15	20
Returns	4	0

Score By Periods	Q1	Q2	Q3	Q4	OT	PTS
Team	44	133	55	86	6	324
Opponents	49	103	67	68	3	290

Scoring	TD	Rush	Rec	Ret	K-PAT	FG	S	PTS
Bullock	0	0	0	0	31/34	20/24	0	91
Henry	10	10	0	0			0	62
Tannehill	6	6	0	0			0	36
Pruitt	3	0	3	0			0	20
A.J. Brown	3	0	3	0			0	18
Westbrook-Ikhine	3	0	3	0			0	18
Byard	2	0	0	2			0	12
Swaim	2	0	2	0			0	12
Batson	1	0	1	0			0	6
Firkser	1	0	0	1			0	6
Fitzpatrick	1	0	1	0			0	6
Foreman	1	1	0	0			0	6
Hilliard	1	1	0	0			0	6
McNichols	1	0	1	0			0	6
Molden	1	0	0	1			0	6
Peterson TM	1	1	0	0			0	6
Rogers	1	0	1	0			0	6
Badgley TM	0	0	0	0	1/2	0/1	0	1
Team	38	19	15	4	32/36	20/25	0	324
Opponents	32	12	20	0	24/29	24/29	0	290

2-Pt Conv: Henry, Pruitt, **TM 2-2; OP 1-3**
Sacks: Landry 11, Simmons 7.5, Autry 6, Adeniyi 2.5, N. Jones 1.5, Roberson 1.5, Byard 1, Dupree 1, **TM 32, OPP 37**

FUM/Lost: Tannehill 7/3, Hilliard 2/1, Rogers 2/1, Blasingame 1/1, Brewer 1/0, Firkser 1/0, Foreman 1/1, Henry 1/0, Westbrook-Ikhine 1/1

Passing	Att	Cmp	Yds	Cmp%	Yds/Att	TD	TD%	Int	Int%	Long	Sack/Lost	Rating
Tannehill	420	276	2965	65.7	7.06	14	3.3	13	3.1	57t	37/254	84.5
A.J. Brown	1	0	0	0.0	0.00	0	0.0	0	0.0	---	0/0	39.6
M. Farley	1	1	6	100.0	6.00	0	0.0	0	0.0	6	0/0	91.7
Henry	1	1	5	100.0	5.00	1	100.0	0	0.0	5t	0/0	127.1
Team	423	278	2976	65.7	7.04	15	3.5	13	3.1	57t	37/254	85.2
Opponents	496	312	3509	62.9	7.07	20	4.0	13	2.6	68t	32/250	86.5

Rushing	No.	Yds	Avg	Long	TD
Henry	219	937	4.3	76t	10
Foreman	55	240	4.4	30	1
Tannehill	41	225	5.5	28	6
Hilliard	25	179	7.2	68t	1
McNichols	26	85	3.3	14	0
Peterson	27	82	3.0	16	1
Batson	2	15	7.5	11	0
A.J. Brown	2	10	5.0	7	0
Rogers	1	9	9.0	9	0
D. Evans	2	7	3.5	5	0
Blasingame	3	6	2.0	3	0
Sargent	2	4	2.0	2	0
M. Johnson	2	-2	-1.0	5	0
Woodside	6	-6	-1.0	-1	0
Team	413	1791	4.3	76t	19
Opponents	293	1182	4.0	58	12

Receiving	No.	Yds	Avg	Long	TD
A.J. Brown	46	615	13.4	57t	3
Westbrook-Ikhine	28	328	11.7	46	3
Ju. Jones	25	369	14.8	51	0
McNichols	25	215	8.6	27	1
Firkser	24	179	7.5	14	0
Swaim	23	184	8.0	26	2
Rogers	21	251	12.0	39	1
Henry	18	154	8.6	16	0
Pruitt	13	144	11.1	22	3
Reynolds	10	90	9.0	12	0
M. Johnson	9	160	17.8	50	0
Hilliard	9	49	5.4	10	0
Foreman	6	81	13.5	39	0
Fitzpatrick	5	49	9.8	18t	1
Peterson	4	8	2.0	5	0
Hudson	3	31	10.3	14	0
Hollister	3	28	9.3	14	0
Batson	2	15	7.5	13	1
D. Evans	2	11	5.5	6	0
McMath	1	9	9.0	9	0
Hooker	1	6	6.0	6	0
Team	278	2976	10.7	57t	15
Opponents	312	3509	11.2	68t	20

Interceptions	No.	Yds	Avg	Long	TD
Byard	5	66	13.2	24t	1
Fulton	2	13	6.5	13	0
R. Evans	2	1	0.5	1	0
Skrine	1	17	17.0	17	0
Long	1	6	6.0	6	0
J. Brown	1	2	2.0	2	0
Molden	1	2	2.0	2t	1
Team	13	107	8.2	24t	2
Opponents	13	229	17.6	82	0

Punting	No.	Yds	Avg	Net	TB	In	Lg	B
Kern	31	1358	43.8	40.7	0	12	59	0
Townsend	11	465	42.3	37.0	1	2	63	0
Team	42	1823	43.4	39.8	1	14	63	0
Opponents	51	2357	46.2	40.5	5	20	66	0

Punt Returns	Ret	FC	Yds	Avg	Long	TD
Rogers	21	17	194	9.2	22	0
Jackson	0	0	0	---	0	0
Kinsey	0	1	0	---	---	0
Team	21	18	194	9.2	22	0
Opponents	13	14	133	10.2	18	0

Kickoff Returns	No.	Yds	Avg	Long	TD
Rogers	10	185	18.5	30	0
M. Johnson	9	179	19.9	31	0
Batson	5	80	16.0	20	0
Hilliard	5	107	21.4	26	0
McNichols	2	31	15.5	16	0
D. Evans	1	17	17.0	17	0
Team	32	599	18.7	31	0
Opponents	33	682	20.7	37	0

Field Goals	1-19	20-29	30-39	40-49	50+
Bullock	0/0	3/3	10/10	6/10	1/1
Badgley	0/0	0/0	0/0	0/1	0/0
Team	0/0	3/3	10/10	6/11	1/1
Opponents	0/0	11/11	6/6	4/5	3/7

Bullock: () (33G,30G,24G,44N,36G) (32G) (44G,46G,36G,49N) (34G) (43G,38G) (34G,51G) (46G,44G) () (28G, 36G,36G) () (44N) (47N,44G,29G)
TM: (46N) (33G,30G,24G,44N,36G) (32G) (44G,46G,36G,49N) (34G) (43G,38G) (34G,51G) (46G,44G) () (28G,36G, 36G) () (44N) (47N,44G,29G)
OPP: (34G,43N) (31G) (43G,28G,24G,51N) (27G,22G) (53N) (24G,28G,52G) (42G,57N) (34G) (34G,22G,54G) (20G) (43G,24G,37G) (22G,37G,44G,53N,28G,52G) ()

GAME PREVIEW

TEAM NOTES

PLAYER NOTES

MEDIA

STATISTICS

ROSTERS

TITANS LOSE LEAD, THEN GAME, IN 19-13 LOSS TO STEELERS

**BY JIM WYATT
TENNESSEE TITANS
DECEMBER 19, 2021**

PITTSBURGH – In the Steel City, the Titans had a second half meltdown.

And it proved costly.

The Titans lost 19-13 to the Steelers here at Heinz Field on Sunday, as a 10-point first half lead slipped away because of turnovers and mistakes.

"It's a sick feeling," Titans quarterback Ryan Tannehill said. "Any time you walk away with a loss, it's a sick feeling. For as many mistakes as we made throughout the game, to have a shot there at the end and to be moving the ball. ... (We had) confidence in the huddle we were going to walk away with a win."

The Titans instead walked away disappointed, their last ditch-effort coming up short.

As a result, the Titans fell to 9-5.

The Titans did some good things – the defense held the Steelers to just 12 first downs and 168 yards of offense. The Titans ran the ball for 201 yards, led by Titans running back D'Onta Foreman's 109 rushing yards.

But the Titans turned the ball over four times in the game, including three times in the second half.

It proved to be too much to overcome.

"The turnovers," Titans coach Mike Vrabel said, "we have to hold the ball in much more regard. Obviously you can't do that and think you are going to win. That's what I appreciate this team, is that they battle. (But we) made it too hard on ourselves."

The Titans jumped out to a nice start, thanks in part, to a swarming defense that did its part most the day.

A 55-yard punt return by Chester Rogers gave the team an early spark, and six plays later, Tannehill scored on a one-yard touchdown run to give the Titans a 7-0 lead.

After a stop on defense, the Titans extended their lead to 10-0 on a 26-yard field goal by kicker Randy Bullock, which capped an 11-play, 45-yard drive.

Things were looking good.

A fumble by Titans tight end Anthony Firkser gave the Steelers good field position, however, and the Steelers cashed it in for three points on a Chris Boswell field goal to make it 10-3 with 10:35 left in the second quarter.

The Titans defense forced a pair of three-and-outs in the first quarter, when the Steelers managed just one first down. The Steelers punted on their first four possessions, and the Titans defense rose up to hold Pittsburgh to a field goal after the Firkser fumble.

The Titans led 13-3 at the half, as Bullock's 32-yard field goal capped a 19-play, 64-yard scoring drive that took 10 minutes and 17 seconds off the clock.

The Titans outgained the Steelers 159 to 103 in the first half while holding the ball 21:19 of the game's first 30 minutes.

But things went downhill from there.

The Steelers cut the lead to 13-10 on a one-yard sneak by quarterback Ben Roethlisberger with 3:08 left in the third quarter.

The Steelers then tied it up at 13-13 with a 28-yard by Boswell with 13:24 left in the contest.

Minutes later, the Steelers took a 16-13 lead on a 46-yard field goal by Boswell, which followed a

Tannehill interception on a tipped pass. The Steelers extended the lead to 19-13 on another Boswell field goal, which followed another Titans turnover, with 4:29 left.

The Titans drove the ball deep into Pittsburgh territory late, but receiver Nick Westbrook-Ikhine was tackled short (by inches) of the yard to gain at the 10-yard line on fourth down, and the Steelers ran out the clock.

Titans outside linebacker Bud Dupree recorded a sack in his return to Pittsburgh, on a day when inside linebacker Zach Cunningham made his Titans debut.

The Titans lost receiver Julio Jones in the first half with a hamstring injury, and he didn't return.

"It's tough," Titans safety Kevin Byard said. "We definitely didn't get the result we wanted. ... But we don't have a lot of time to pout and complain. Once we get on this plane, watch the film, flush it, and it's on to San Fran."

The Titans return to action on Thursday night against the San Francisco 49ers at Nissan Stadium.

###

National Football League Game Summary

NFL Copyright © 2021 by The National Football League. All rights reserved. This summary and play-by-play is for the express purpose of assisting media in their coverage of the game; any other use of this material is prohibited without the written permission of the National Football League.

Date: Sunday, 12/19/2021

Tennessee Titans at Pittsburgh Steelers
at Heinz Field, Pittsburgh, PA

Start Time: 1:02 PM EST

Game Day Weather

Game Weather: Cloudy

Temp: 34° F (1.1° C) Humidity: 63%, Wind: N 10 mph

Played Open Stadium on Turf: Grass

Outdoor Weather: Cloudy, Wind Chill: 26

Officials

Referee: Rogers, Brad (126)
Line Judge: Eaton, Thomas (87)
Back Judge: Steed, Greg (12)

Umpire: Paganelli, Carl (124)
Field Judge: Santi, Aaron (50)
Replay Official: Brown, Kevin (0)

Down Judge: Payne, Kent (79)
Side Judge: Pender, Dominique (114)

Lineups

Tennessee Titans			Pittsburgh Steelers				
Offense		Defense	Offense		Defense		
WR 2	J.Jones	DT 95	K.Peko	WR 18	D.Johnson	DT 97	C.Heyward
TE 85	M.Pruitt	NT 90	N.Jones	WR 11	C.Claypool	DE 95	C.Wormley
LT 77	T.Lewan	DT 98	J.Simmons	LT 65	D.Moore	NT 99	H.Mondeaux
LG 62	A.Brewer	OLB 58	H.Landry	LG 77	J.Leglue	LOLB 90	T.Watt
C 60	B.Jones	OLB 48	B.Dupree	C 53	K.Green	LILB 55	D.Bush
RG 64	N.Davis	ILB 54	R.Evans	RG 51	T.Turner	RILB 93	J.Schobert
RT 72	D.Quessenberry	LB 41	Z.Cunningham	RT 76	C.Okorafor	ROLB 56	A.Highsmith
TE 87	G.Swaim	CB 26	K.Fulton	TE 81	Z.Gentry	LCB 23	J.Haden
WR 15	N.Westbrook-Ikhine	CB 38	B.Skrine	TE 88	P.Freiermuth	RCB 20	C.Sutton
QB 17	R.Tannehill	S 31	K.Byard	QB 7	B.Roethlisberger	SS 34	Te.Edmunds
RB 40	D.Hilliard	S 37	A.Hooker	RB 22	N.Harris	FS 39	M.Fitzpatrick

Substitutions

P 6 B.Kern, RB 7 D.Foreman, K 14 R.Bullock, WR 16 C.Hollister, S 21 M.Farley, CB 23 C.Jones, CB 24 E.Molden, RB 28 J.McNichols, DB 29 D.Cruikshank, CB 30 G.Mabin, FB 45 K.Blasingame, LS 46 M.Cox, LB 49 N.Dzubnar, OLB 50 D.Roberson, LB 53 D.Cole, LB 55 J.Brown, G 61 C.Levin, T 71 K.Lamm, OL 75 D.Radunz, WR 80 C.Rogers, WR 81 R.McMath, TE 86 A.Firkser, OLB 92 O.Adeniyi, DL 96 D.Autry, DE 97 K.Strong

Substitutions

P 6 P.Harvin, K 9 C.Boswell, WR 13 J.Washington, WR 14 R.McCloud, WR 15 C.White, DB 21 T.Norwood, RB 24 B.Snell, CB 25 A.Witherspoon, LB 27 M.Allen, S 28 M.Killebrew, RB 29 K.Ballage, CB 31 J.Layne, CB 35 A.Maulet, LB 41 R.Spillane, CB 42 J.Pierre, FB 44 D.Watt, LS 46 C.Kuntz, OLB 48 D.Tuszka, ILB 54 U.Gilbert, OT 71 J.Haeg, OT 72 Z.Banner, DT 73 C.Davis, OL 79 R.Coward, DE 92 I.Loudermilk, DE 98 T.Charlton

Did Not Play

QB 5 L.Woodside

Did Not Play

QB 2 M.Rudolph

Not Active

CB 20 J.Jenkins, LB 42 Jo.Jones, LB 51 D.Long, C 52 D.Munyer, G 76 R.Saffold, DL 91 L.Murchison, DT 93 T.Tart

Not Active

QB 3 D.Haskins, RB 26 A.McFarland, LB 45 B.Johnson, TE 87 K.Rader, DE 96 I.Buggs

Field Goals (made () & missed)

Player	Attempts	Made	Missed	Yards	OT	Total
R.Bullock	(26)	(32)				
C.Boswell	(36)	56SH	(28)	(46)	(48)	
		1	2	3	4	OT
VISITOR: Tennessee Titans		10	3	0	0	0
HOME: Pittsburgh Steelers		0	3	7	9	0

Scoring Plays

Team	Qtr	Time	Play Description (Extra Point) (Drive Info)	Visitor	Home
Titans	1	7:41	R.Tannehill 1 yd. run (R.Bullock kick) (6-25, 2:29)	7	0
Titans	1	1:13	R.Bullock 26 yd. Field Goal (11-45, 4:54)	10	0
Steelers	2	10:35	C.Boswell 36 yd. Field Goal (5-18, 2:11)	10	3
Titans	2	0:18	R.Bullock 32 yd. Field Goal (19-64,10:17)	13	3
Steelers	3	3:08	B.Roethlisberger 1 yd. run (C.Boswell kick) (8-63, 3:59)	13	10
Steelers	4	13:24	C.Boswell 28 yd. Field Goal (7-31, 2:26)	13	13
Steelers	4	7:20	C.Boswell 46 yd. Field Goal (4-4, 1:56)	13	16
Steelers	4	4:29	C.Boswell 48 yd. Field Goal (4-5, 2:07)	13	19

Paid Attendance: 59,521

Time: 3:09

Final Individual Statistics

Tennessee Titans

RUSHING	ATT	YDS	AVG	LG	TD
D.Foreman	22	108	4.9	20	0
D.Hilliard	9	49	5.4	15	0
J.McNichols	6	26	4.3	9	0
R.Tannehill	5	18	3.6	11	1
Total	42	201	4.8	20	1

PASSING	ATT	CMP	YDS	SK/YD	TD	LG	IN	RT
R.Tannehill	32	23	153	4/36	0	18	1	68.9
Total	32	23	153	4/36	0	18	1	68.9

PASS RECEIVING	TAR	REC	YDS	AVG	LG	TD
N.Westbrook-Ikhine	7	4	32	8.0	12	0
C.Rogers	4	4	30	7.5	13	0
D.Hilliard	6	4	10	2.5	5	0
J.McNichols	3	3	25	8.3	11	0
D.Foreman	3	2	27	13.5	18	0
A.Firkser	2	2	19	9.5	11	0
G.Swaim	2	1	5	5.0	5	0
C.Hollister	2	1	5	5.0	5	0
M.Pruitt	1	1	1	1.0	1	0
R.McMath	1	1	-1	-1.0	-1	0
J.Jones	1	0	0	0.0	0	0
Total	32	23	153	6.7	18	0

INTERCEPTIONS	NO	YDS	AVG	LG	TD
Total	0	0	0	0	0

PUNTING	NO	YDS	AVG	NET	TB	IN20	LG
B.Kern	3	143	47.7	34.7	0	0	54
Total	3	143	47.7	34.7	0	0	54

PUNT RETURNS	NO	YDS	AVG	FC	LG	TD
C.Rogers	2	48	24.0	1	55	0
[OUT OF BOUNDS]	2	0	0.0	0	0	0
Total	2	48	24.0	1	55	0

KICKOFF RETURNS	NO	YDS	AVG	FC	LG	TD
C.Rogers	2	40	20.0	0	21	0
[TOUCHBACK]	4	0	0.0	0	0	0
Total	2	40	20.0	0	21	0

Pittsburgh Steelers

RUSHING	ATT	YDS	AVG	LG	TD
N.Harris	12	18	1.5	7	0
D.Johnson	1	10	10.0	10	0
C.Claypool	1	7	7.0	7	0
B.Roethlisberger	3	0	0.0	1	1
Total	17	35	2.1	10	1

PASSING	ATT	CMP	YDS	SK/YD	TD	LG	IN	RT
B.Roethlisberger	25	16	148	3/15	0	19	0	80.1
Total	25	16	148	3/15	0	19	0	80.1

PASS RECEIVING	TAR	REC	YDS	AVG	LG	TD
D.Johnson	5	5	38	7.6	16	0
P.Freiermuth	4	4	37	9.3	14	0
J.Washington	5	3	36	12.0	19	0
N.Harris	5	2	8	4.0	5	0
Z.Gentry	1	1	17	17.0	17	0
R.McCloud	3	1	0	0.0	0	0
C.Claypool	2	0	12	0.0	12	0
Total	25	16	148	9.3	19	0

INTERCEPTIONS	NO	YDS	AVG	LG	TD
J.Schobert	1	23	23.0	23	0
Total	1	23	23.0	23	0

PUNTING	NO	YDS	AVG	NET	TB	IN20	LG
P.Harvin	5	199	39.8	30.2	0	1	51
Total	5	199	39.8	30.2	0	1	51

PUNT RETURNS	NO	YDS	AVG	FC	LG	TD
R.McCloud	3	39	13.0	0	17	0
Total	3	39	13.0	0	17	0

KICKOFF RETURNS	NO	YDS	AVG	FC	LG	TD
R.McCloud	2	38	19.0	0	20	0
[TOUCHBACK]	2	0	0.0	0	0	0
Total	2	38	19.0	0	20	0

Tennessee Titans

FUMBLES	FUM	LOST	OWN-REC	YDS	TD	FORCED	OPP-REC	YDS	TD	OUT-BDS
R.Tannehill	2	1	0	-1	0	0	0	0	0	0
C.Rogers	1	0	1	0	0	0	0	0	0	0
A.Firkser	1	1	0	0	0	0	0	0	0	0
R.McMath	1	1	0	0	0	0	0	0	0	0
A.Brewer	0	0	1	0	0	0	0	0	0	0
Total	5	3	2	-1	0	0	0	0	0	0

Pittsburgh Steelers

FUMBLES	FUM	LOST	OWN-REC	YDS	TD	FORCED	OPP-REC	YDS	TD	OUT-BDS
A.Maulet	0	0	0	0	0	1	0	0	0	0
J.Pierre	0	0	0	0	0	1	0	0	0	0
C.Sutton	0	0	0	0	0	1	0	0	0	0
D.Tuszka	0	0	0	0	0	1	0	0	0	0
M.Fitzpatrick	0	0	0	0	0	0	1	-1	0	0

Tennessee Titans vs Pittsburgh Steelers
12/19/2021 at Heinz Field

Final Individual Statistics

J.Haden	0	0	0	0	0	0	1	0	0	0
T.Watt	0	0	0	0	0	0	1	0	0	0
Total	0	0	0	0	0	4	3	-1	0	0

Final Team Statistics

	Visitor Titans	Home Steelers
TOTAL FIRST DOWNS	22	12
By Rushing	14	2
By Passing	8	7
By Penalty	0	3
THIRD DOWN EFFICIENCY	8-18-44.4%	2-11-18.2%
FOURTH DOWN EFFICIENCY	1-2-50.0%	0-0-0.0%
TOTAL NET YARDS	318	168
Total Offensive Plays (inc. times thrown passing)	78	45
Average gain per offensive play	4.1	3.7
NET YARDS RUSHING	201	35
Total Rushing Plays	42	17
Average gain per rushing play	4.8	2.1
Tackles for a loss-number and yards	0-0	2-8
NET YARDS PASSING	117	133
Times thrown - yards lost attempting to pass	4-36	3-15
Gross yards passing	153	148
PASS ATTEMPTS-COMPLETIONS-HAD INTERCEPTED	32-23-1	25-16-0
Avg gain per pass play (inc.# thrown passing)	3.3	4.8
KICKOFFS Number-In End Zone-Touchbacks	4-2-2	6-4-4
PUNTS Number and Average	3-47.7	5-39.8
Had Blocked	0	0
FGs - PATs Had Blocked	0-0	0-0
Net Punting Average	34.7	30.2
TOTAL RETURN YARDAGE (Not Including Kickoffs)	48	62
No. and Yards Punt Returns	2-48	3-39
No. and Yards Kickoff Returns	2-40	2-38
No. and Yards Interception Returns	0-0	1-23
PENALTIES Number and Yards	7-68	5-30
FUMBLES Number and Lost	5-3	0-0
TOUCHDOWNS	1	1
Rushing	1	1
Passing	0	0
EXTRA POINTS Made-Attempts	1-1	1-1
Kicking Made-Attempts	1-1	1-1
FIELD GOALS Made-Attempts	2-2	4-5
RED ZONE EFFICIENCY	1-4-25%	1-3-33%
GOAL TO GO EFFICIENCY	1-2-50%	1-1-100%
SAFETIES	0	0
FINAL SCORE	13	19
TIME OF POSSESSION	39:08	20:52

Ball Possession And Drive Chart

Tennessee Titans

#	Time Recd	Time Lost	Time Poss	How Ball Obtained	Drive Began	# Play	Yds Gain	Yds Pen	Net Yds	1st Down	Last Scrm	How Given Up
1	13:23	11:16	2:07	Punt	TEN 30	3	2	0	2	0	TEN 32	Punt
2	10:10	7:41	2:29	Punt	PIT 25	6	25	0	25	3	* PIT 1	Touchdown
3	6:07	1:13	4:54	Punt	TEN 47	11	40	5	45	3	* PIT 8	Field Goal
4	14:18	12:46	1:32	Punt	TEN 15	3	13	0	13	0	TEN 20	Fumble
5	10:35	0:18	10:17	Kickoff	TEN 22	19	79	-15	64	6	* PIT 14	Field Goal
6	15:00	11:26	3:34	Kickoff	TEN 25	5	24	0	24	1	TEN 49	Punt
7	10:10	7:07	3:03	Punt	TEN 20	5	0	0	0	1	TEN 20	Punt
8	3:08	0:50	2:18	Kickoff	TEN 25	6	16	0	16	1	TEN 42	Fumble
9	13:24	9:16	4:08	Kickoff	TEN 25	7	43	-10	33	2	PIT 42	Interception
10	7:20	6:36	0:44	Kickoff	TEN 25	2	10	0	10	1	TEN 36	Fumble
11	4:29	0:27	4:02	Kickoff	TEN 25	13	65	0	65	4	* PIT 16	Downs

(334) Average TEN 30

Pittsburgh Steelers

#	Time Recd	Time Lost	Time Poss	How Ball Obtained	Drive Began	# Play	Yds Gain	Yds Pen	Net Yds	1st Down	Last Scrm	How Given Up
1	15:00	13:23	1:37	Kickoff	PIT 25	4	18	0	18	1	PIT 43	Punt
2	11:16	10:10	1:06	Punt	PIT 35	3	4	0	4	0	PIT 39	Punt
3	7:41	6:07	1:34	Kickoff	PIT 25	3	-4	0	-4	0	PIT 21	Punt
4	1:13	14:18	1:55	Kickoff	PIT 28	4	22	-5	17	1	PIT 45	Punt
5	12:46	10:35	2:11	Fumble	TEN 36	5	23	-5	18	1	* TEN 18	Field Goal
6	0:18	0:00	0:18	Kickoff	PIT 22	4	40	0	40	2	TEN 38	Missed FG
7	11:26	10:10	1:16	Punt	PIT 23	3	-4	5	1	0	PIT 24	Punt
8	7:07	3:08	3:59	Punt	PIT 37	8	39	24	63	5	* TEN 1	Touchdown
9	0:50	13:24	2:26	Fumble	TEN 41	7	22	9	31	2	* TEN 10	Field Goal
10	9:16	7:20	1:56	Interception	TEN 31	4	4	0	4	0	TEN 27	Field Goal
11	6:36	4:29	2:07	Fumble	TEN 35	4	5	0	5	0	TEN 30	Field Goal
12	0:27	0:00	0:27	Downs	PIT 10	1	-1	0	-1	0	PIT 10	End of Game

(462) Average PIT 38

* inside opponent's 20

Time of Possession by Quarter		1st	2nd	3rd	4th	OT	Total
Visitor	Tennessee Titans	9:30	11:49	8:55	8:54		39:08
Home	Pittsburgh Steelers	5:30	3:11	6:05	6:06		20:52

Kickoff Drive No.-Start Average

Titans: 6 - TEN 24

Steelers: 4 - PIT 25

Final Defensive Statistics

Tennessee Titans	Regular Defensive Plays											Special Teams					Misc				
	TKL	AST	COMB	SK	/ YDS	TFL	Q	IN	PD	FF	FR	TKL	AST	FF	FR	BL	TKL	AST	FF	FR	
Z.Cunningham	4	2	6	0	0	0	0	0	0	0	0	0	0	0	0	0	0	0	0	0	0
R.Evans	3	2	5	0	0	0	0	0	0	0	0	0	0	0	0	0	0	0	0	0	0
N.Jones	3	1	4	1	5	2	1	0	0	0	0	0	0	0	0	0	0	0	0	0	0
E.Molden	3	1	4	0	0	1	0	0	0	0	0	0	0	0	0	0	0	0	0	0	0
K.Byard	3	1	4	0	0	0	0	0	0	0	0	0	0	0	0	0	0	0	0	0	0
K.Fulton	3	0	3	0	0	0	0	0	0	0	0	0	0	0	0	0	0	0	0	0	0
B.Skrine	2	1	3	0	0	0	0	0	0	0	0	0	0	0	0	0	0	0	0	0	0
H.Landry	2	0	2	0	0	0	0	0	0	0	0	0	0	0	0	0	0	0	0	0	0
B.Dupree	1	1	2	1	9	1	1	0	0	0	0	0	0	0	0	0	0	0	0	0	0
J.Simmons	1	1	2	0	0	0	0	0	1	0	0	0	0	0	0	0	0	0	0	0	0
K.Strong	1	1	2	0	0	0	0	0	0	0	0	0	0	0	0	0	0	0	0	0	0
A.Hooker	1	1	2	0	0	0	0	0	0	0	0	0	0	0	0	0	0	0	0	0	0
D.Autry	1	0	1	1	1	1	1	0	0	0	0	0	0	0	0	0	0	0	0	0	0
K.Peko	1	0	1	0	0	0	0	0	0	0	0	0	0	0	0	0	0	0	0	0	0
N.Dzubnar	0	1	1	0	0	0	0	0	0	0	0	1	0	0	0	0	0	0	0	0	0
G.Mabin	0	0	0	0	0	0	0	0	1	0	0	0	0	0	0	0	0	0	0	0	0
D.Cole	0	0	0	0	0	0	0	0	0	0	0	2	0	0	0	0	0	0	0	0	0
D.Cruikshank	0	0	0	0	0	0	0	0	0	0	0	1	0	0	0	0	0	0	0	0	0
R.McMath	0	0	0	0	0	0	0	0	0	0	0	0	1	0	0	0	1	0	0	0	0
M.Farley	0	0	0	0	0	0	0	0	0	0	0	0	1	0	0	0	0	0	0	0	0
C.Rogers	0	0	0	0	0	0	0	0	0	0	0	0	0	0	1	0	0	0	0	0	0
J.Jones	0	0	0	0	0	0	0	0	0	0	0	0	0	0	0	0	1	0	0	0	0
D.Hilliard	0	0	0	0	0	0	0	0	0	0	0	0	0	0	0	0	0	1	0	0	0
R.Tannehill	0	0	0	0	0	0	0	0	0	0	0	0	0	0	0	0	0	1	0	0	0
A.Brewer	0	0	0	0	0	0	0	0	0	0	0	0	0	0	0	0	0	0	0	0	1
Total	29	13	42	3	15	5	3	0	2	0	0	4	2	0	1	0	2	2	0	1	1

TKL = Tackle AST = Assist COMB = Combined QH=QB Hit IN = Interception PD = Pass Defense FF = Forced Fumble FR = Fumble Recovery

First Half Summary

PERIOD SCORES

Titans	10	3 = 13
Steelers	0	3 = 3

TIME OF POSSESSION

Titans	21:19
Steelers	8:41

Scoring Plays

Team	Qtr	Time	Play Description (Extra Point) (Drive Info)	Visitor	Home
Titans	1	7:41	R.Tannehill 1 yd. run (R.Bullock kick) (6-25, 2:29)	7	0
Titans	1	1:13	R.Bullock 26 yd. Field Goal (11-45, 4:54)	10	0
Steelers	2	10:35	C.Boswell 36 yd. Field Goal (5-18, 2:11)	10	3
Titans	2	0:18	R.Bullock 32 yd. Field Goal (19-64,10:17)	13	3

	Tennessee Titans	Pittsburgh Steelers
TOTAL FIRST DOWNS	12	5
First Downs Rushing-Passing-by Penalty	5 - 7 - 0	1 - 4 - 0
THIRD DOWN EFFICIENCY	6-10-60.0%	0-5-0.0%
TOTAL NET YARDS	159	103
Total Offensive Plays	40	21
NET YARDS RUSHING	61	16
NET YARDS PASSING	98	87
Gross Yards Passing	116	92
Times thrown-yards lost attempting to pass	2-18	1-5
Pass Attempts-Completions-Had Intercepted	20 - 14 - 0	15 - 9 - 0
Punts-Number and Average	1 - 50.0	4 - 37.5
Penalties-Number and Yards	2 - 15	4 - 25
Fumbles-Number and Lost	1 - 1	0 - 0
Red Zone Efficiency	1-3-33%	0-1-0%
Average Drive Start	TEN 38	PIT 33

Tennessee Titans

Pittsburgh Steelers

Tennessee Titans									Pittsburgh Steelers								
RUSHING	ATT	YDS	AVG	LG	TD				RUSHING	ATT	YDS	AVG	LG	TD			
D.Foreman	9	29	3.2	8	0				D.Johnson	1	10	10.0	10	0			
D.Hilliard	5	17	3.4	9	0				N.Harris	4	6	1.5	3	0			
J.McNichols	2	12	6.0	9	0												
R.Tannehill	2	3	1.5	2	1												
Total	18	61	3.4	9	1				Total	5	16	3.2	10	0			
PASSING	ATT	CMP	YDS	SK/YD	TD	LG	IN	RT	PASSING	ATT	CMP	YDS	SK/YD	TD	LG	IN	RT
R.Tannehill	20	14	116	2/18	0	18	0	84.6	B.Roethlisberger	15	9	92	1/5	0	19	0	77.6
Total	20	14	116	2/18	0	18	0	84.6	Total	15	9	92	1/5	0	19	0	77.6
PASS RECEIVING	TAR	REC	YDS	AVG	LG	TD				PASS RECEIVING	TAR	REC	YDS	AVG	LG	TD	
J.McNichols	3	3	25	8.3	11	0				P.Freiermuth	3	3	32	10.7	14	0	
D.Foreman	3	2	27	13.5	18	0				D.Johnson	3	3	26	8.7	16	0	
A.Firkser	2	2	19	9.5	11	0				J.Washington	2	1	19	19.0	19	0	
N.Westbrook-Ikhine	4	2	17	8.5	12	0				N.Harris	3	1	3	3.0	3	0	
D.Hilliard	3	2	9	4.5	5	0				R.McCloud	3	1	0	0.0	0	0	
C.Rogers	1	1	13	13.0	13	0				C.Claypool	1	0	12	0.0	12	0	
C.Hollister	1	1	5	5.0	5	0											
M.Pruitt	1	1	1	1.0	1	0											
J.Jones	1	0	0	0.0	0	0											
G.Swaim	1	0	0	0.0	0	0											
Total	20	14	116	8.3	18	0				Total	15	9	92	10.2	19	0	

Tennessee Titans

Regular Defensive Plays

Special Teams

Misc

First Quarter

TEN wins the coin toss and elects to defer. PIT elects to Receive, and TEN elects to defend the north goal.

R.Bullock kicks 65 yards from TEN 35 to end zone, Touchback.

Pittsburgh Steelers at 15:00

- 1-10-PIT 25 (15:00) B.Roethlisberger pass short middle to D.Johnson to PIT 41 for 16 yards (R.Evans). P1
1-10-PIT 41 (14:21) (Shotgun) N.Harris right guard to PIT 43 for 2 yards (B.Skrine).
 2-8-PIT 43 (13:40) (Shotgun) B.Roethlisberger pass incomplete short right to N.Harris.
 3-8-PIT 43 (13:38) (Shotgun) B.Roethlisberger pass incomplete deep right to C.Claypool (G.Mabin).
 4-8-PIT 43 (13:33) P.Harvin punts 27 yards to TEN 30, Center-C.Kuntz, out of bounds.

Tennessee Titans at 13:23

- 1-10-TEN 30 (13:23) R.Tannehill sacked at TEN 22 for -8 yards (C.Wormley).
 2-18-TEN 22 (12:39) D.Hilliard right tackle to TEN 25 for 3 yards (A.Maulet).
 3-15-TEN 25 (11:59) (Shotgun) R.Tannehill pass short right to J.McNichols to TEN 32 for 7 yards (M.Fitzpatrick, C.Heyward).
 4-8-TEN 32 (11:29) B.Kern punts 50 yards to PIT 18, Center-M.Cox. R.McCloud to PIT 35 for 17 yards (D.Cruikshank).

Pittsburgh Steelers at 11:16

- 1-10-PIT 35 (11:16) (Shotgun) B.Roethlisberger pass incomplete short middle to R.McCloud (J.Simmons).
 2-10-PIT 35 (11:14) (Shotgun) B.Roethlisberger pass incomplete deep right to J.Washington. Coverage 38-B.Skrine
 3-10-PIT 35 (11:06) (Shotgun) B.Roethlisberger pass short left to D.Johnson to PIT 39 for 4 yards (E.Molden).
 4-6-PIT 39 (10:29) P.Harvin punts 51 yards to TEN 10, Center-C.Kuntz. C.Rogers to PIT 35 for 55 yards (U.Gilbert).
 PENALTY on PIT-J.Pierre, Illegal Block Above the Waist, 10 yards, enforced at PIT 35.

Tennessee Titans at 10:10

- 1-10-PIT 25 (10:10) D.Foreman right tackle to PIT 19 for 6 yards (Te.Edmunds; C.Heyward).
 2-4-PIT 19 (9:31) R.Tannehill pass short left to D.Hilliard to PIT 14 for 5 yards (A.Maulet). P1
1-10-PIT 14 (8:53) D.Hilliard up the middle to PIT 12 for 2 yards (A.Highsmith, H.Mondeaux).
 2-8-PIT 12 (8:15) (Shotgun) R.Tannehill pass incomplete short middle to G.Swaim (D.Bush).
 3-8-PIT 12 (8:10) (Shotgun) R.Tannehill pass short right to J.McNichols to PIT 1 for 11 yards (M.Fitzpatrick). TEN-J.McNichols was injured during the play. P2
1-1-PIT 1 (7:44) K.Lamm reported in as eligible. R.Tannehill right guard for 1 yard, TOUCHDOWN. R3
 R.Bullock extra point is GOOD, Center-M.Cox, Holder-B.Kern.

TEN 7 PIT 0, 6 plays, 25 yards, 2:29 drive, 7:19 elapsed

R.Bullock kicks 65 yards from TEN 35 to end zone, Touchback.

Pittsburgh Steelers at 7:41

- 1-10-PIT 25 (7:41) (Shotgun) N.Harris left guard to PIT 26 for 1 yard (N.Jones, B.Dupree).
 2-9-PIT 26 (7:00) (Shotgun) B.Roethlisberger sacked at PIT 21 for -5 yards (N.Jones).
 3-14-PIT 21 (6:17) (Shotgun) B.Roethlisberger pass incomplete short middle to N.Harris.
 4-14-PIT 21 (6:14) P.Harvin punts 32 yards to TEN 47, Center-C.Kuntz, out of bounds.

Tennessee Titans at 6:07

- 1-10-TEN 47 (6:07) R.Tannehill pass short middle to N.Westbrook-Ikhine to PIT 41 for 12 yards (M.Fitzpatrick). P4
1-10-PIT 41 (5:44) (No Huddle) PENALTY on PIT-C.Heyward, Encroachment, 5 yards, enforced at PIT 41 - No Play.
 1-5-PIT 36 (5:34) D.Hilliard right tackle to PIT 33 for 3 yards (C.Davis, D.Tuszka).
 2-2-PIT 33 (5:11) (No Huddle) R.Tannehill pass short right to M.Pruitt pushed ob at PIT 32 for 1 yard (Te.Edmunds).
 3-1-PIT 32 (4:40) (Shotgun) D.Foreman up the middle to PIT 24 for 8 yards (M.Fitzpatrick). R5
1-10-PIT 24 (4:02) (Shotgun) R.Tannehill pass incomplete short middle to D.Foreman. Pressure 35-A.Maulet
 2-10-PIT 24 (3:57) (Shotgun) D.Hilliard left end pushed ob at PIT 15 for 9 yards (A.Witherspoon).
 3-1-PIT 15 (3:27) (Shotgun) R.Tannehill right end to PIT 13 for 2 yards (M.Fitzpatrick, C.Heyward). R6
1-10-PIT 13 (2:41) (Shotgun) R.Tannehill pass incomplete short middle to D.Hilliard. Coverage 55-D.Bush
 2-10-PIT 13 (2:37) D.Foreman right end to PIT 12 for 1 yard (I.Loudermilk).
 3-9-PIT 12 (1:54) (Shotgun) R.Tannehill pass short left to D.Hilliard to PIT 8 for 4 yards (M.Allen).
 4-5-PIT 8 (1:16) R.Bullock 26 yard field goal is GOOD, Center-M.Cox, Holder-B.Kern.

TEN 10 PIT 0, 11 plays, 45 yards, 1 penalty, 4:54 drive, 13:47 elapsed

R.Bullock kicks 57 yards from TEN 35 to PIT 8. R.McCloud to PIT 28 for 20 yards (R.McMath; M.Farley).

Pittsburgh Steelers at 1:13, (1st play from scrimmage 1:06)

Tennessee Titans vs Pittsburgh Steelers at Heinz Field

1-10-PIT 28 (1:06) D.Johnson right end to PIT 38 for 10 yards (K.Byard).

1-10-PIT 38 (:36) (No Huddle, Shotgun) N.Harris up the middle to PIT 41 for 3 yards (K.Strong).

2-7-PIT 41 (:02) (Shotgun) B.Roethlisberger pass short right to D.Johnson ran ob at PIT 47 for 6 yards (R.Evans).

END OF QUARTER

	Score	Time Poss	First Downs				Efficiencies	
			R	P	X	T	3 Down	4 Down
Tennessee Titans	10	9:30	3	3	0	6	3/5	0/0
Pittsburgh Steelers	0	5:30	1	1	0	2	0/3	0/0

Second Quarter

12/19/2021

Play By Play

Pittsburgh Steelers continued.

- 3-1-PIT 47 (15:00) PENALTY on PIT-T.Turner, False Start, 5 yards, enforced at PIT 47 - No Play.
- 3-6-PIT 42 (15:00) (Shotgun) B.Roethlisberger pass short left to N.Harris to PIT 45 for 3 yards (E.Molden; J.Simmons).
- 4-3-PIT 45 (14:25) P.Harvin punts 40 yards to TEN 15, Center-C.Kuntz, fair catch by C.Rogers.

Tennessee Titans at 14:18

- 1-10-TEN 15 (14:18) D.Foreman left end to TEN 17 for 2 yards (I.Loudermilk, T.Charlton).
- 2-8-TEN 17 (13:38) (Shotgun) D.Foreman left tackle to TEN 20 for 3 yards (C.Wormley, T.Charlton).
- 3-5-TEN 20 (12:54) (Shotgun) R.Tannehill pass short right to A.Firkser to TEN 28 for 8 yards (A.Maulet) [J.Schobert]. FUMBLES (A.Maulet), RECOVERED by PIT-M.Fitzpatrick at TEN 35. M.Fitzpatrick to TEN 36 for -1 yards (J.Jones).

Pittsburgh Steelers at 12:46

- 1-10-TEN 36 (12:46) (Shotgun) B.Roethlisberger pass short middle to R.McCloud to TEN 42 for -6 yards. Lateral to C.Claypool to TEN 24 for 18 yards (R.Evans) P3
- 1-10-TEN 24 (12:17) (No Huddle) PENALTY on PIT-C.Okorafor, False Start, 5 yards, enforced at TEN 24 - No Play.
- 1-15-TEN 29 (11:58) (Shotgun) N.Harris right tackle to TEN 29 for no gain (Z.Cunningham).
- 2-15-TEN 29 (11:12) (Shotgun) B.Roethlisberger pass short right to P.Freiermuth to TEN 18 for 11 yards (K.Byard, A.Hooker).
- 3-4-TEN 18 (10:43) (Shotgun) B.Roethlisberger pass incomplete deep right to R.McCloud.
- 4-4-TEN 18 (10:39) C.Boswell 36 yard field goal is GOOD, Center-C.Kuntz, Holder-P.Harvin.

TEN 10 PIT 3, 5 plays, 18 yards, 2:11 drive, 4:25 elapsed

C.Boswell kicks 64 yards from PIT 35 to TEN 1. C.Rogers to TEN 22 for 21 yards (J.Layne).

Tennessee Titans at 10:35, (1st play from scrimmage 10:30)

- 1-10-TEN 22 (10:30) R.Tannehill pass incomplete deep right to N.Westbrook-Ikhine.
- 2-10-TEN 22 (10:23) D.Foreman left tackle to TEN 28 for 6 yards (C.Sutton; Te.Edmunds).
- 3-4-TEN 28 (9:39) (Shotgun) R.Tannehill pass short middle to C.Hollister to TEN 33 for 5 yards (D.Bush) P7
- 1-10-TEN 33 (8:55) D.Foreman right end to TEN 33 for no gain (C.Wormley; H.Mondeaux).
- 2-10-TEN 33 (8:16) (Shotgun) R.Tannehill pass short right to D.Foreman to PIT 49 for 18 yards (J.Schobert) P8
- 1-10-PIT 49 (7:37) J.McNichols left end to PIT 46 for 3 yards (A.Highsmith).
- 2-7-PIT 46 (6:54) K.Lamm reported in as eligible. R.Tannehill pass short middle to J.McNichols to PIT 39 for 7 yards (M.Killebrew) P9
- 1-10-PIT 39 (6:17) J.McNichols left guard to PIT 30 for 9 yards (M.Fitzpatrick).
- 2-1-PIT 30 (5:34) R.Tannehill pass incomplete deep right to N.Westbrook-Ikhine. Coverage by 25-Witherspoon, 39-M.Fitzpatrick.
- 3-1-PIT 30 (5:25) D.Foreman left tackle to PIT 29 for 1 yard (C.Heyward) R10
- 1-10-PIT 29 (4:42) (Shotgun) R.Tannehill pass short right to D.Foreman to PIT 20 for 9 yards (D.Bush).
- 2-1-PIT 20 (4:02) D.Foreman right guard to PIT 18 for 2 yards (A.Witherspoon, J.Schobert) R11
- 1-10-PIT 18 (3:24) R.Tannehill pass incomplete deep left to G.Swaim.
- PENALTY on TEN-T.Lewan, Offensive Holding, 10 yards, enforced at PIT 18 - No Play.
- 1-20-PIT 28 (3:17) D.Hilliard right tackle to PIT 28 for no gain (T.Watt).
- 2-20-PIT 28 (2:38) (Shotgun) R.Tannehill pass short left to C.Rogers to PIT 15 for 13 yards (C.Wormley).

Two-Minute Warning

- 3-7-PIT 15 (2:00) (Shotgun) R.Tannehill pass short middle to A.Firkser to PIT 4 for 11 yards (M.Fitzpatrick, D.Bush) P12
- 1-4-PIT 4 (1:18) (Shotgun) R.Tannehill pass incomplete short middle to J.Jones. Coverage by 25-A.Witherspoon.
- 2-4-PIT 4 (1:14) (Shotgun) PENALTY on TEN-A.Brewer, False Start, 5 yards, enforced at PIT 4 - No Play.
- 2-9-PIT 9 (1:14) (Shotgun) R.Tannehill pass short right to N.Westbrook-Ikhine to PIT 4 for 5 yards (M.Fitzpatrick).
- 3-4-PIT 4 (:32) (Shotgun) R.Tannehill sacked at PIT 14 for -10 yards (sack split by C.Heyward and T.Watt).
- Timeout #1 by PIT at 00:21.
- 4-14-PIT 14 (:21) R.Bullock 32 yard field goal is GOOD, Center-M.Cox, Holder-B.Kern.

TEN 13 PIT 3, 19 plays, 64 yards, 10:17 drive, 14:42 elapsed

R.Bullock kicks 61 yards from TEN 35 to PIT 4. R.McCloud to PIT 22 for 18 yards (D.Cole).

Pittsburgh Steelers at 0:18, (1st play from scrimmage 0:12)

- 1-10-PIT 22 (:12) (Shotgun) B.Roethlisberger pass short middle to P.Freiermuth to PIT 36 for 14 yards (H.Landry) P4
- Timeout #2 by PIT at 00:08.
- 1-10-PIT 36 (:08) (Shotgun) B.Roethlisberger pass short middle to P.Freiermuth to PIT 43 for 7 yards (H.Landry).
- Timeout #3 by PIT at 00:05.
- Timeout #1 by TEN at 00:05.

Tennessee Titans vs Pittsburgh Steelers at Heinz Field

2-3-PIT 43 (:05) (Shotgun) B.Roethlisberger pass deep right to J.Washington ran ob at TEN 38 for 19 yards.

1-10-TEN 38 (:01) C.Boswell 56 yard field goal is No Good, Short, Center-C.Kuntz, Holder-P.Harvin.

END OF QUARTER

	Score	Time Poss	First Downs				Efficiencies	
			R	P	X	T	3 Down	4 Down
Tennessee Titans	13	11:49	2	4	0	6	3/5	0/0
Pittsburgh Steelers	3	3:11	0	3	0	3	0/2	0/0

Third Quarter

12/19/2021

Play By Play

TEN elects to Receive, and PIT elects to defend the South goal.

C.Boswell kicks 65 yards from PIT 35 to end zone, Touchback.

Tennessee Titans at 15:00

- 1-10-TEN 25 (15:00) D.Foreman left tackle to TEN 34 for 9 yards (C.Wormley, M.Fitzpatrick).
- 2-1-TEN 34 (14:21) D.Foreman left tackle to TEN 46 for 12 yards (J.Haden). R13
- 1-10-TEN 46 (13:41) D.Foreman left end to TEN 47 for 1 yard (C.Heyward).
- 2-9-TEN 47 (12:59) R.Tannehill pass short middle to D.Hilliard to TEN 43 for -4 yards (Te.Edmunds) [A.Highsmith].
Timeout #1 by PIT at 12:18.
- 3-13-TEN 43 (12:18) (Shotgun) J.McNichols up the middle to TEN 49 for 6 yards (M.Fitzpatrick).
- 4-7-TEN 49 (11:36) B.Kern punts 39 yards to PIT 12, Center-M.Cox. R.McCloud to PIT 23 for 11 yards (D.Cole).

Pittsburgh Steelers at 11:26

- 1-10-PIT 23 (11:26) B.Roethlisberger sacked at PIT 14 for -9 yards (B.Dupree).
- 2-19-PIT 14 (10:55) (No Huddle, Shotgun) B.Roethlisberger pass deep right intended for C.Claypool INTERCEPTED by K.Byard at PIT 49. K.Byard to TEN 47 for -4 yards (C.Claypool).
PENALTY on TEN-N.Jones, Defensive Offside, 5 yards, enforced at PIT 14 - No Play.
- 2-14-PIT 19 (10:47) (Shotgun) B.Roethlisberger pass incomplete short left to C.Claypool.
- 3-14-PIT 19 (10:45) (Shotgun) B.Roethlisberger pass short left to N.Harris to PIT 24 for 5 yards (K.Fulton).
- 4-9-PIT 24 (10:21) P.Harvin punts 49 yards to TEN 27, Center-C.Kuntz. C.Rogers to TEN 27 for no gain (J.Pierre). FUMBLES (J.Pierre), and recovers at TEN 20. C.Rogers to TEN 20 for no gain (J.Pierre).

Tennessee Titans at 10:10

- 1-10-TEN 20 (10:10) D.Hilliard left end to TEN 23 for 3 yards (R.Spillane).
- 2-7-TEN 23 (9:36) D.Hilliard left end to TEN 33 for 10 yards (M.Fitzpatrick). R14
- 1-10-TEN 33 (8:54) R.Tannehill pass incomplete deep left to C.Hollister [T.Watt]. Coverage by 34-Te.Edmunds, 39-M.Fitzpatrick.
- 2-10-TEN 33 (8:45) (Shotgun) R.Tannehill pass short right to C.Rogers to TEN 30 for -3 yards (Te.Edmunds).
- 3-13-TEN 30 (8:01) (Shotgun) R.Tannehill sacked at TEN 20 for -10 yards (T.Watt).
- 4-23-TEN 20 (7:21) B.Kern punts 54 yards to PIT 26, Center-M.Cox. R.McCloud pushed ob at PIT 37 for 11 yards (N.Dzubnar).

Pittsburgh Steelers at 7:07

- 1-10-PIT 37 (7:07) B.Roethlisberger pass incomplete deep right to D.Johnson (B.Skrine).
Penalty on PIT-T.Turner, Offensive Holding, offsetting, enforced at PIT 37 - No Play.
Penalty on TEN-B.Skrine, Defensive Pass Interference, offsetting.
- 1-10-PIT 37 (7:01) C.Claypool left end to PIT 44 for 7 yards (A.Hooker).
- 2-3-PIT 44 (6:33) (No Huddle, Shotgun) N.Harris up the middle to PIT 46 for 2 yards (J.Simmons, Z.Cunningham).
- 3-1-PIT 46 (6:06) B.Roethlisberger pass short left to P.Freiermuth to TEN 49 for 5 yards (Z.Cunningham). PIT-P.Freiermuth was injured during the play. P6
PENALTY on TEN-K.Fulton, Unnecessary Roughness, 15 yards, enforced at TEN 49. X7
- 1-10-TEN 34 (5:41) B.Roethlisberger pass short left to Z.Gentry to TEN 17 for 17 yards (Z.Cunningham). P8
- 1-10-TEN 17 (5:10) (No Huddle) N.Harris right end to TEN 10 for 7 yards (K.Byard).
- 2-3-TEN 10 (4:30) (Shotgun) B.Roethlisberger pass incomplete short left to C.Claypool.
PENALTY on TEN-K.Fulton, Defensive Pass Interference, 9 yards, enforced at TEN 10 - No Play. X9
Timeout #1 by TEN at 04:26.
- 1-1-TEN 1 (4:26) N.Harris left tackle to TEN 1 for no gain (K.Strong; R.Evans).
- 2-1-TEN 1 (3:46) B.Roethlisberger up the middle to TEN 1 for no gain (K.Peko).
- 3-1-TEN 1 (3:11) B.Roethlisberger up the middle for 1 yard, TOUCHDOWN. R10
C.Boswell extra point is GOOD, Center-C.Kuntz, Holder-P.Harvin.

TEN 13 PIT 10, 8 plays, 63 yards, 2 penalties, 3:59 drive, 11:52 elapsed

C.Boswell kicks 59 yards from PIT 35 to TEN 6. C.Rogers to TEN 25 for 19 yards (B.Snell, R.Spillane).

Tennessee Titans at 3:08, (1st play from scrimmage 3:04)

- 1-10-TEN 25 (3:04) D.Foreman left tackle to TEN 32 for 7 yards (Te.Edmunds).
- 2-3-TEN 32 (2:27) (Shotgun) D.Foreman left guard to TEN 34 for 2 yards (A.Highsmith, J.Schobert).
- 3-1-TEN 34 (1:49) D.Foreman right guard to TEN 38 for 4 yards (C.Heyward). FUMBLES (C.Heyward), RECOVERED by PIT-C.Heyward at TEN 38. R15
The Replay Official reviewed the fumble ruling, and the play was REVERSED.
D.Foreman right guard to TEN 38 for 4 yards (T.Watt).
- 1-10-TEN 38 (1:25) J.McNichols left tackle to TEN 42 for 4 yards (A.Maulet).
- 2-6-TEN 42 (1:02) R.Tannehill pass incomplete deep right to N.Westbrook-Ikhine. Pressure by 95-Wormley.

Tennessee Titans vs Pittsburgh Steelers at Heinz Field

3-6-TEN 42 (:57) (Shotgun) R.Tannehill pass short middle to R.McMath to TEN 45 for 3 yards (C.Sutton). FUMBLES (C.Sutton), RECOVERED by PIT-J.Haden at TEN 41. J.Haden to TEN 41 for no gain (R.McMath).

Pittsburgh Steelers at 0:50

1-10-TEN 41 (:50) N.Harris left end to TEN 39 for 2 yards (N.Dzubnar; R.Evans).

2-8-TEN 39 (:14) (Shotgun) B.Roethlisberger pass short right to J.Washington to TEN 27 for 12 yards (K.Byard; B.Skrine).

P11

END OF QUARTER

	Score	Time Poss	First Downs				Efficiencies	
			R	P	X	T	3 Down	4 Down
Tennessee Titans	13	8:55	3	0	0	3	1/4	0/0
Pittsburgh Steelers	10	6:05	1	3	2	6	2/3	0/0

Fourth Quarter

12/19/2021

Play By Play

Pittsburgh Steelers continued.

<u>1-10-TEN 27</u>	(15:00) (Shotgun) B.Roethlisberger pass incomplete short right to N.Harris.	
2-10-TEN 27	(14:57) (Shotgun) B.Roethlisberger pass short left to J.Washington to TEN 20 for 7 yards (A.Hooker). FUMBLES (A.Hooker), RECOVERED by TEN-Z.Cunningham at TEN 23. PENALTY on TEN-J.Simmons, Roughing the Passer, 14 yards, enforced at TEN 27 - No Play.	X12
<u>1-10-TEN 13</u>	(14:47) (Shotgun) N.Harris up the middle to TEN 10 for 3 yards (E.Molden).	
2-7-TEN 10	(14:05) (Shotgun) PENALTY on PIT-D.Johnson, False Start, 5 yards, enforced at TEN 10 - No Play.	
2-12-TEN 15	(14:05) (Shotgun) B.Roethlisberger pass short left to J.Washington pushed ob at TEN 10 for 5 yards (K.Fulton).	
3-7-TEN 10	(13:32) (Shotgun) B.Roethlisberger pass incomplete short middle to J.Washington. Coverage 38-B.Skrine	
4-7-TEN 10	(13:27) C.Boswell 28 yard field goal is GOOD, Center-C.Kuntz, Holder-P.Harvin.	

TEN 13 PIT 13, 7 plays, 31 yards, 1 penalty, 2:26 drive, 1:36 elapsed

C.Boswell kicks 65 yards from PIT 35 to end zone, Touchback.

Tennessee Titans at 13:24

1-10-TEN 25	(13:24) D.Hilliard left end pushed ob at TEN 40 for 15 yards (M.Fitzpatrick).	R16
<u>1-10-TEN 40</u>	(12:56) (No Huddle) R.Tannehill pass incomplete short right to G.Swaim. PENALTY on TEN-N.Davis, Offensive Holding, 10 yards, enforced at TEN 40 - No Play.	
1-20-TEN 30	(12:51) (Shotgun) D.Hilliard right tackle to TEN 34 for 4 yards (J.Schobert, D.Bush).	
2-16-TEN 34	(12:05) (Shotgun) R.Tannehill pass short right to G.Swaim to TEN 39 for 5 yards (Te.Edmunds).	
3-11-TEN 39	(11:29) (Shotgun) R.Tannehill pass short middle to C.Rogers to PIT 49 for 12 yards (Te.Edmunds).	P17
<u>1-10-PIT 49</u>	(10:48) D.Foreman left tackle to PIT 44 for 5 yards (I.Loudermilk).	
2-5-PIT 44	(10:09) D.Foreman left guard to PIT 42 for 2 yards (I.Loudermilk, D.Tuszkka).	
3-3-PIT 42	(9:24) (Shotgun) R.Tannehill pass short left intended for D.Hilliard INTERCEPTED by J.Schobert (T.Charlton) at PIT 46. J.Schobert to TEN 31 for 23 yards (D.Hilliard; R.Tannehill).	

Pittsburgh Steelers at 9:16

1-10-TEN 31	(9:16) (Shotgun) B.Roethlisberger pass short right to D.Johnson to TEN 23 for 8 yards (B.Skrine, Z.Cunningham).
2-2-TEN 23	(8:50) (No Huddle, Shotgun) N.Harris up the middle to TEN 26 for -3 yards (N.Jones).
3-5-TEN 26	(8:10) (Shotgun) B.Roethlisberger sacked at TEN 27 for -1 yards (D.Autry).
4-6-TEN 27	(7:25) C.Boswell 46 yard field goal is GOOD, Center-C.Kuntz, Holder-P.Harvin.

TEN 13 PIT 16, 4 plays, 4 yards, 1:56 drive, 7:40 elapsed

C.Boswell kicks 65 yards from PIT 35 to end zone, Touchback.

Tennessee Titans at 7:20

1-10-TEN 25	(7:20) (Shotgun) R.Tannehill left end to TEN 36 for 11 yards (D.Bush).	R18
<u>1-10-TEN 36</u>	(6:41) R.Tannehill FUMBLES (Aborted) at TEN 36, RECOVERED by PIT-T.Watt at TEN 35.	

Pittsburgh Steelers at 6:36

1-10-TEN 35	(6:36) N.Harris up the middle to TEN 29 for 6 yards (Z.Cunningham, N.Jones).
2-4-TEN 29	(5:55) (Shotgun) N.Harris right tackle to TEN 34 for -5 yards (E.Molden).
3-9-TEN 34	(5:10) (Shotgun) B.Roethlisberger pass short right to D.Johnson to TEN 30 for 4 yards (K.Fulton).
4-5-TEN 30	(4:34) C.Boswell 48 yard field goal is GOOD, Center-C.Kuntz, Holder-P.Harvin.

TEN 13 PIT 19, 4 plays, 5 yards, 2:07 drive, 10:31 elapsed

C.Boswell kicks 65 yards from PIT 35 to end zone, Touchback.

Tennessee Titans at 4:29

1-10-TEN 25	(4:29) D.Foreman left guard to TEN 45 for 20 yards (M.Fitzpatrick).	R19
<u>1-10-TEN 45</u>	(4:06) (No Huddle, Shotgun) D.Foreman right tackle to PIT 49 for 6 yards (J.Schobert, Te.Edmunds).	
2-4-PIT 49	(3:42) (No Huddle) D.Foreman left guard to PIT 42 for 7 yards (T.Watt). TEN-D.Foreman was injured during the play.	R20
<u>1-10-PIT 42</u>	(3:16) (Shotgun) J.McNichols up the middle to PIT 39 for 3 yards (A.Highsmith).	
2-7-PIT 39	(2:56) (No Huddle) J.McNichols right end to PIT 38 for 1 yard (A.Maulet).	
3-6-PIT 38	(2:28) (Shotgun) R.Tannehill pass short middle to D.Hilliard to PIT 33 for 5 yards (J.Schobert). Timeout #2 by PIT at 02:12.	
4-1-PIT 33	(2:12) K.Lamm reported in as eligible. D.Foreman right tackle to PIT 32 for 1 yard (M.Fitzpatrick; R.Spillane). Official measurement.	R21

Two-Minute Warning

<u>1-10-PIT 32</u>	(2:00) (Shotgun) R.Tannehill pass short left to N.Westbrook-Ikhine to PIT 23 for 9 yards (C.Sutton).	
2-1-PIT 23	(1:38) (No Huddle, Shotgun) R.Tannehill scrambles up the middle to PIT 19 for 4 yards (J.Schobert; R.Spillane).	R22

Tennessee Titans vs Pittsburgh Steelers at Heinz Field

- 1-10-PIT 19 (1:11) (Shotgun) D.Foreman right tackle to PIT 16 for 3 yards (Te.Edmunds). PIT-T.Watt was injured during the play.
Timeout #3 by PIT at 00:59.
- 2-7-PIT 16 (:59) (Shotgun) R.Tannehill sacked at PIT 24 for -8 yards (D.Tuszka). FUMBLES (D.Tuszka), recovered by TEN-A.Brewer at PIT 24.
Penalty on TEN-D.Quessenberry, Offensive Holding, declined.
- 3-15-PIT 24 (:53) (Shotgun) R.Tannehill pass short left to C.Rogers to PIT 16 for 8 yards (T.Norwood).
Timeout #2 by TEN at 00:46.
- 4-7-PIT 16 (:46) (Shotgun) R.Tannehill pass short right to N.Westbrook-Ikhine to PIT 10 for 6 yards (J.Haden). Official measurement.
The Replay Official reviewed the short of the line to gain ruling, and the play was Upheld. The ruling on the field stands.
Pittsburgh Steelers at 0:27
- 1-10-PIT 10 (:27) Z.Banner reported in as eligible. B.Roethlisberger kneels to PIT 9 for -1 yards.

END OF QUARTER	Score	Time Poss	First Downs				Efficiencies	
			R	P	X	T	3 Down	4 Down
Tennessee Titans	13	8:54	6	1	0	7	1/4	1/2
Pittsburgh Steelers	19	6:06	0	0	1	1	0/3	0/0

Miscellaneous Statistics Report

Tennessee Titans vs Pittsburgh Steelers
12/19/2021 at Heinz Field

Ten Longest Plays for Tennessee Titans

Yards	Qtr	Play Start	Play Description
20	4	1-10-TEN 25	(4:29) D.Foreman left guard to TEN 45 for 20 yards (M.Fitzpatrick).
18	2	2-10-TEN 33	(8:16) (Shotgun) R.Tannehill pass short right to D.Foreman to PIT 49 for 18 yards (J.Schobert).
15	4	1-10-TEN 25	(13:24) D.Hilliard left end pushed ob at TEN 40 for 15 yards (M.Fitzpatrick).
13	2	2-20-PIT 28	(2:38) (Shotgun) R.Tannehill pass short left to C.Rogers to PIT 15 for 13 yards (C.Wormley).
12	1	1-10-TEN 47	(6:07) R.Tannehill pass short middle to N.Westbrook-Ikhine to PIT 41 for 12 yards (M.Fitzpatrick).
12	3	2-1-TEN 34	(14:21) D.Foreman left tackle to TEN 46 for 12 yards (J.Haden).
12	4	3-11-TEN 39	(11:29) (Shotgun) R.Tannehill pass short middle to C.Rogers to PIT 49 for 12 yards (Te.Edmunds).
11	1	3-8-PIT 12	(8:10) (Shotgun) R.Tannehill pass short right to J.McNichols to PIT 1 for 11 yards (M.Fitzpatrick). TEN-J.McNichols was injured during the play.
11	2	3-7-PIT 15	(2:00) (Shotgun) R.Tannehill pass short middle to A.Firkser to PIT 4 for 11 yards (M.Fitzpatrick, D.Bush).
11	4	1-10-TEN 25	(7:20) (Shotgun) R.Tannehill left end to TEN 36 for 11 yards (D.Bush).

Ten Longest Plays for Pittsburgh Steelers

Yards	Qtr	Play Start	Play Description
20	3	3-1-PIT 46	(6:06) B.Roethlisberger pass short left to P.Freiermuth to TEN 49 for 5 yards (Z.Cunningham). PIT-P.Freiermuth was injured
19	2	2-3-PIT 43	(:05) (Shotgun) B.Roethlisberger pass deep right to J.Washington ran ob at TEN 38 for 19 yards.
17	3	1-10-TEN 34	(5:41) B.Roethlisberger pass short left to Z.Gentry to TEN 17 for 17 yards (Z.Cunningham).
16	1	1-10-PIT 25	(15:00) B.Roethlisberger pass short middle to D.Johnson to PIT 41 for 16 yards (R.Evans).
14	2	1-10-PIT 22	(:12) (Shotgun) B.Roethlisberger pass short middle to P.Freiermuth to PIT 36 for 14 yards (H.Landry).
12	2	1-10-TEN 36	(12:46) (Shotgun) B.Roethlisberger pass short middle to R.McCloud to TEN 42 for -6 yards. Lateral to C.Claypool to TEN 24
12	3	2-8-TEN 39	(:14) (Shotgun) B.Roethlisberger pass short right to J.Washington to TEN 27 for 12 yards (K.Byard; B.Skrine).
11	2	2-15-TEN 29	(11:12) (Shotgun) B.Roethlisberger pass short right to P.Freiermuth to TEN 18 for 11 yards (K.Byard, A.Hooker).
10	1	1-10-PIT 28	(1:06) D.Johnson right end to PIT 38 for 10 yards (K.Byard).
8	4	1-10-TEN 31	(9:16) (Shotgun) B.Roethlisberger pass short right to D.Johnson to TEN 23 for 8 yards (B.Skrine, Z.Cunningham).

Touchdown Scoring Information

		Offense	Defense	Special Teams
VISITOR	Tennessee Titans	1	0	0
HOME	Pittsburgh Steelers	1	0	0

Player Scoring Information

Club	Player	TD	Rush TD	Rec TD	KO TD	Punt TD	Int TD	Fum TD	Misc TD	FG	XP	2Pt Rush	2Pt Rec	Sfty	Points
TEN	R.Bullock	0	0	0	0	0	0	0	0	2	1	0	0	0	7
TEN	R.Tannehill	0	1	0	0	0	0	0	0	0	0	0	0	0	6
PIT	C.Boswell	0	0	0	0	0	0	0	0	4	1	0	0	0	13
PIT	B.Roethlisberger	0	1	0	0	0	0	0	0	0	0	0	0	0	6

Possession Detail

	First Half		Second Half		Game	
	Visitor	Home	Visitor	Home	Visitor	Home
Largest Lead	10	0	3	6	10	6
Drives Leading	3	0	3	2	6	2
Time of Possession Leading	16:43	0:00	8:55	2:34	25:38	2:34
Largest Deficit	0	-10	-6	-3	-6	-10
Drives Trailing	0	4	2	3	2	7
Time of Possession Trailing	0:00	5:58	4:46	7:41	4:46	13:39
Times Score Tied Up		0		1		1
Lead Changes		1		1		2

Playtime Percentage

Percent of playtime per player on offense, defense and special teams (Unofficial)

Tennessee Titans					Pittsburgh Steelers				
		Offense	Defense	Special Teams		Offense	Defense	Special Teams	
D Quessenberry	G	80 100%		3 11%	C Okorafor	T	49 100%		6 22%
N Davis	G	80 100%		3 11%	D Moore	T	49 100%		6 22%
T Lewan	T	80 100%		3 11%	B Roethlisberger	QB	49 100%		
R Tannehill	QB	80 100%			J Leglue	T	49 100%		
A Brewer	C	80 100%			K Green	C	49 100%		
B Jones	C	80 100%			N Harris	RB	49 100%		
N Westbrook-Ikhine	WR	71 89%		5 19%	T Turner	G	49 100%		
G Swaim	TE	59 74%		12 44%	D Johnson	WR	48 98%		
C Hollister	WR	56 70%		10 37%	Z Gentry	TE	37 76%	10	37%
D Foreman	RB	31 39%			R McCloud	WR	33 67%	7	26%
D Hilliard	RB	29 36%		2 7%	C Claypool	WR	31 63%		
C Rogers	WR	28 35%		12 44%	P Freiermuth	TE	22 45%	2	7%
M Pruitt	TE	27 34%		3 11%	J Washington	WR	17 35%		
J Jones	WR	27 34%			D Watt	FB	6 12%	18	67%
J McNichols	RB	23 29%		6 22%	M Fitzpatrick	SS	1 2%	80 100%	3 11%
R McMath	WR	22 28%		16 59%	Z Banner	T	1 2%		6 22%
A Firkser	TE	17 21%		6 22%	T Edmunds	SS		80 100%	3 11%
K Blasingame	FB	5 6%		17 63%	C Sutton	CB		79 99%	3 11%
K Lamm	T	5 6%		3 11%	C Heyward	DT		73 91%	7 26%
B Skrine	CB		49 100%	11 41%	T Watt	LB		67 84%	2 7%
K Fulton	CB		49 100%	2 7%	A Highsmith	LB		66 82%	3 11%
K Byard	FS		49 100%		J Schobert	LB		57 71%	3 11%
A Hooker	FS		46 94%	5 19%	C Wormley	DE		56 70%	8 30%
J Simmons	DT		44 90%	7 26%	A Witherspoon	CB		56 70%	2 7%
H Landry	LB		44 90%		D Bush	LB		53 66%	3 11%
E Molden	CB		43 88%		A Maulet	CB		44 55%	5 19%
R Evans	LB		36 73%		R Spillane	LB		34 42%	16 59%
Z Cunningham	LB		33 67%		J Haden	CB		27 34%	1 4%
N Jones	DT		31 63%	6 22%	I Loudermilk	DE		24 30%	2 7%
D Autry	DE		29 59%	7 26%	H Mondeaux	DE		21 26%	3 11%
B Dupree	LB		29 59%		D Tuszka	LB		20 25%	11 41%
J Brown	LB		16 33%		C Davis	DT		15 19%	1 4%
K Peko	DT		14 29%	10 37%	M Allen	LB		8 10%	18 67%
G Mabin	CB		13 27%	3 11%	T Norwood	FS		8 10%	10 37%
K Strong	DE		8 16%		T Charlton	DE		7 9%	
D Roberson	LB		5 10%	4 15%	M Killebrew	FS		5 6%	18 67%
N Dzubnar	LB		1 2%	24 89%	B Snell	RB			18 67%
O Adeniyi	LB			24 89%	U Gilbert	LB			18 67%
D Cole	LB			24 89%	J Layne	CB			14 52%
D Cruikshank	SS			22 81%	J Pierre	CB			14 52%
M Farley	FS			16 59%	C Boswell	K			12 44%
R Bullock	K			7 26%	C Kuntz	LS			11 41%
M Cox	LS			6 22%	P Harvin	P			11 41%
C Jones	CB			6 22%	C White	WR			8 30%
B Kern	P			6 22%					

C Levin	C	3	11%	R Coward	T	6	22%
D Radunz	T	3	11%	K Ballage	RB	4	15%
				J Haeg	T	4	15%

2021 TENNESSEE TITANS REGULAR SEASON STATISTICS

Won 9, Lost 5

Date	W-L	Score	OT	Opponent	Attendance
09/12	L	13-38		Arizona	67,216
09/19	W	33-30	OT	at Seattle	68,585
09/26	W	25-16		Indianapolis	67,914
10/03	L	24-27	OT	at N.Y. Jets	70,232
10/10	W	37-19		at Jacksonville	58,282
10/18	W	34-31		Buffalo	69,419
10/24	W	27-3		Kansas City	69,484
10/31	W	34-31	OT	at Indianapolis	59,175
11/07	W	28-16		at L.A. Rams	71,785
11/14	W	23-21		New Orleans	69,414
11/21	L	13-22		Houston	67,395
11/28	L	13-36		at New England	65,878
12/12	W	20-0		Jacksonville	67,808
12/19	L	13-19		at Pittsburgh	59,521
12/23				San Francisco	
01/02				Miami	
01/09				at Houston	

Statistic	Tenn.	Opp.
Total First Downs	306	275
Rushing	117	74
Passing	160	168
Penalty	29	33
3rd Down: Made/Att	79/192	67/179
3rd Down Pct.	41.1	37.4
4th Down: Made/Att	14/23	11/18
4th Down Pct.	60.9	61.1
Possession Avg.	32:48	27:12
Total Net Yards	4831	4609
Avg. Per Game	345.1	329.2
Total Plays	951	866
Avg. Per Play	5.1	5.3
Net Yards Rushing	1992	1217
Avg. Per Game	142.3	86.9
Total Rushes	455	310
Net Yards Passing	2839	3392
Avg. Per Game	202.8	242.3
Sacked/Yards Lost	41/290	35/265
Gross Yards	3129	3657
Att./Completions	455/301	521/328
Completion Pct.	66.2	63.0
Had Intercepted	14	13
Punts/Average	45/43.7	56/45.6
Net Punting Avg.	45/39.4	56/39.5
Penalties/Yards	86/804	104/909
Fumbles/Ball Lost	22/11	14/5
Touchdowns	39	33
Rushing	20	13
Passing	15	20
Returns	4	0

Score By Periods	Q1	Q2	Q3	Q4	OT	PTS
Team	54	136	55	86	6	337
Opponents	49	106	74	77	3	309

Scoring	TD	Rush	Rec	Ret	K-PAT	FG	S	PTS
Bullock	0	0	0	0	32/35	22/26	0	98
Henry	10	10	0	0	0	0	0	62
Tannehill	7	7	0	0	0	0	0	42
Pruitt	3	0	3	0	0	0	0	20
A.J. Brown	3	0	3	0	0	0	0	18
Westbrook-Ikhine	3	0	3	0	0	0	0	18
Byard	2	0	0	2	0	0	0	12
Swaim	2	0	2	0	0	0	0	12
Batson	1	0	1	0	0	0	0	6
Firkser	1	0	0	1	0	0	0	6
Fitzpatrick	1	0	1	0	0	0	0	6
Foreman	1	1	0	0	0	0	0	6
Hilliard	1	1	0	0	0	0	0	6
McNichols	1	0	1	0	0	0	0	6
Molden	1	0	0	1	0	0	0	6
Peterson	1	1	0	0	0	0	0	6
Rogers	1	0	1	0	0	0	0	6
Badgley	0	0	0	0	1/2	0/1	0	1
Team	39	20	15	4	33/37	22/27	0	337
Opponents	33	13	20	0	25/30	28/34	0	309

2-Pt Conv: Henry, Pruitt, TM 2-2; **OP** 1-3

Sacks: Landry 11, Simmons 7.5, Autry 7, Adeniyi 2.5, N. Jones 2.5, Dupree 2, Roberson 1.5, Byard 1, **TM 35, OPP 41**

FUM/Lost: Tannehill 9/4, Rogers 3/1, Firkser 2/1, Hilliard 2/1, Blasingame 1/1, Brewer 1/0, Foreman 1/1, Henry 1/0, McMath 1/1, Westbrook-Ikhine 1/1

Passing	Att	Cmp	Yds	Cmp%	Yds/Att	TD	TD%	Int	Int%	Long	Sack/Lost	Rating
Tannehill	452	299	3118	66.2	6.90	14	3.1	14	3.1	57t	41/290	83.4
A.J. Brown	1	0	0	0.0	0.00	0	0.0	0	0.0	---	0/0	39.6
M. Farley	1	1	6	100.0	6.00	0	0.0	0	0.0	6	0/0	91.7
Henry	1	1	5	100.0	5.00	1	100.0	0	0.0	5t	0/0	127.1
Team	455	301	3129	66.2	6.88	15	3.3	14	3.1	57t	41/290	84.0
Opponents	521	328	3657	63.0	7.02	20	3.8	13	2.5	68t	35/265	86.2

Rushing	No.	Yds	Avg	Long	TD
Henry	219	937	4.3	76t	10
Foreman	77	348	4.5	30	1
Tannehill	46	243	5.3	28	7
Hilliard	34	228	6.7	68t	1
McNichols	32	111	3.5	14	0
Peterson	27	82	3.0	16	1
Batson	2	15	7.5	11	0
A.J. Brown	2	10	5.0	7	0
Rogers	1	9	9.0	9	0
D. Evans	2	7	3.5	5	0
Blasingame	3	6	2.0	3	0
Sargent	2	4	2.0	2	0
M. Johnson	2	-2	-1.0	5	0
Woodside	6	-6	-1.0	-1	0
Team	455	1992	4.4	76t	20
Opponents	310	1217	3.9	58	13

Receiving	No.	Yds	Avg	Long	TD
A.J. Brown	46	615	13.4	57t	3
Westbrook-Ikhine	32	360	11.3	46	3
McNichols	28	240	8.6	27	1
Firkser	26	198	7.6	14	0
Ju. Jones	25	369	14.8	51	0
Rogers	25	281	11.2	39	1
Swaim	24	189	7.9	26	2
Henry	18	154	8.6	16	0
Pruitt	14	145	10.4	22	3
Hilliard	13	59	4.5	10	0
Reynolds	10	90	9.0	12	0
M. Johnson	9	160	17.8	50	0
Foreman	8	108	13.5	39	0
Fitzpatrick	5	49	9.8	18t	1
Hollister	4	33	8.3	14	0
Peterson	4	8	2.0	5	0
Hudson	3	31	10.3	14	0
Batson	2	15	7.5	13	1
D. Evans	2	11	5.5	6	0
McMath	2	8	4.0	9	0
Hooker	1	6	6.0	6	0
Team	301	3129	10.4	57t	15
Opponents	328	3657	11.1	68t	20

Interceptions	No.	Yds	Avg	Long	TD
Byard	5	66	13.2	24t	1
Fulton	2	13	6.5	13	0
R. Evans	2	1	0.5	1	0
Skrine	1	17	17.0	17	0
Long	1	6	6.0	6	0
J. Brown	1	2	2.0	2	0
Molden	1	2	2.0	2t	1
Team	13	107	8.2	24t	2
Opponents	14	252	18.0	82	0

Punting	No.	Yds	Avg	Net	TB	In	Lg	B
Kern	34	1501	44.1	40.2	0	12	59	0
Townsend	11	465	42.3	37.0	1	2	63	0
Team	45	1966	43.7	39.4	1	14	63	0
Opponents	56	2556	45.6	39.5	5	21	66	0

Punt Returns	Ret	FC	Yds	Avg	Long	TD
Rogers	23	18	242	10.5	55	0
Jackson	0	0	0	---	0	0
Kinsey	0	1	0	---	---	0
Team	23	19	242	10.5	55	0
Opponents	16	14	172	10.8	18	0

Kickoff Returns	No.	Yds	Avg	Long	TD
Rogers	12	225	18.8	30	0
M. Johnson	9	179	19.9	31	0
Batson	5	80	16.0	20	0
Hilliard	5	107	21.4	26	0
McNichols	2	31	15.5	16	0
D. Evans	1	17	17.0	17	0
Team	34	639	18.8	31	0
Opponents	35	720	20.6	37	0

Field Goals	1-19	20-29	30-39	40-49	50+
Bullock	0/0	4/4	11/11	6/10	1/1
Badgley	0/0	0/0	0/0	0/1	0/0
Team	0/0	4/4	11/11	6/11	1/1
Opponents	0/0	12/12	7/7	6/7	3/8

Bullock: () (33G,30G,24G,44N,36G) (32G) (44G,46G,36G,49N) (34G) (43G,38G) (34G,51G) (46G,44G) () (28G, 36G,36G) () (44N) (47N,44G,29G) (26G,32G)
TM: (46N) (33G,30G,24G,44N,36G) (32G) (44G,46G,36G,49N) (34G) (43G,38G) (34G,51G) (46G,44G) () (28G,36G,36G) () (44N) (47N,44G,29G) (26G,32G)
OPP: (34G,43N) (31G) (43G,28G,24G,51N) (27G,22G) (53N) (24G,28G,52G) (42G,57N) (34G) (34G,22G,54G) (20G) (43G,24G,37G) (22G,37G,44G,53N,28G,52G) () (36G,56N,28G,46G,48G)

GAME PREVIEW

TEAM NOTES

PLAYER NOTES

MEDIA

STATISTICS

ROSTERS

MERRY CHRISTMAS: TITANS RALLY FOR 20-17 WIN OVER 49ERS

**BY JIM WYATT
TENNESSEE TITANS
DECEMBER 24, 2021**

NASHVILLE – The Titans on Thursday night proved ready for primetime.

Again.

A second half comeback awarded the Titans with a 20-17 win over the San Francisco 49ers on Thursday night. As 69,361 fans watched at Nissan Stadium – along with NFL fans watching on televisions across the country -- the Titans turned in a memorable comeback to edge even closer to their second straight AFC South title.

The Titans are now 3-0 on the season in primetime contests, with wins over the Bills, Rams and now the 49ers.

This was a big one, and it went down to the wire.

"You've got to be willing to take some shots and willing to bleed and be able to taste it and come back swinging," Titans coach Mike Vrabel said of his team's toughness, and resiliency. "And that's why it's an honor to coach this football team. The guys care, do whatever they can do. It's not always perfect. They took care of the football, complementary football.

"I mean ... we had the funeral for the Titans. You know, it was yesterday or today. But we're not dead yet. We'll come back and we'll play the Dolphins next, right? That's who we got in 10 days. This weekend is going to feel really good. I'm happy our players can rest and recover after getting a victory. Merry Christmas, guys."

Merry Christmas indeed.

The Titans got off the mat to turn in some late-game heroics.

With the game tied at 17-17, with 2:20 left, quarterback Ryan Tannehill directed a clutch scoring drive. His 24-yard run put the Titans in position for a field goal, and then kicker Randy Bullock kicked his third game-winning kick of the season, from 44 yards out with four seconds left.

"It is always really special to do your job to help the team win," Bullock said. "Today was really special for me individually. I don't know if many people know this, but it is actually the anniversary of when I lost my father, so it has a little more meaning for me today."

The Titans tackled the 49ers on their lateral-fest on the ensuing kickoff, and they improved to 10-5 with a win not a lot of folks saw coming at halftime.

The Colts (8-6), who trail the Titans in the AFC South, face the Cardinals on Saturday in Arizona.

A Colts loss would give the Titans their second straight AFC South title.

"Honestly, we don't really pay attention to the doubters," Titans safety Kevin Byard said. "It's been like that since I've been here. We don't pay attention to that type of stuff. We just play our brand of football. We do what we do. Like I said, we want to play games gritty. We want to get games gritty. Make it close, get it to the fourth quarter and we'll wear guys out that way."

Titans receiver A.J. Brown caught a career-high 11 passes for 145 yards and a touchdown in the contest. He'd missed three straight games while on Injured Reserve before being activated earlier on Thursday.

"I feel very grateful just to play football again," Brown said. "It was tough for me to watch them. I really feel like this is my purpose of living, you know, so it was tough. (My teammates) kept saying welcome back in the middle of the game. Keep going, keep going. Keep carrying us, keep carrying us. I was just having fun. Everybody was

saying calm down, settle down. I was enjoying myself, not trying to get too carried away. Like I said, I am just grateful just to be back out there and play the game that I love."

Down 10-0 at the half, the Titans staged an impressive second half comeback.

The Titans opened the second half with a 13-play, 55-yard scoring drive and capped it off with a 38-yard field goal by Bullock, which cut the lead to 10-3 with 8:45 remaining in the third quarter.

On the ensuing possession, safety Amani Hooker intercepted 49ers quarterback Jimmy Garoppolo, and returned the ball to the San Francisco 18-yard line.

Four plays later, Titans running back D'Onta Foreman scored on a three-yard touchdown run to make it 10-10 with 7:13 left in the third quarter.

The Titans kept coming.

After a fourth-down stop by the defense, the Titans took the lead on their next drive on an 18-yard pass from Tannehill to Brown, which capped a seven-play, 59-yard drive. The score, which set off a wild celebration at Nissan Stadium, gave the Titans a 17-10 lead with 13:02 left in the contest.

But the 49ers tied the game at 17-17 with 2:20 left on a two-yard touchdown pass from Garoppolo to receiver Brandon Aiyuk.

Then came the gut-check drive guided by Tannehill.

The Titans got off to a shaky start.

The 49ers jumped out to a 10-0 lead, scoring first on a one-yard touchdown run by Jeff Wilson to take an early 7-0 lead before adding a 48-yard field goal by kicker Robbie Gould midway through the second quarter.

If not for a big turnover caused by the Titans defense, things could've been much worse. It was cornerback

Jackrabbit Jenkins who turned in the big play, as he intercepted Garoppolo in the end zone to end a San Francisco drive at the end of the first quarter.

The Titans managed just three first downs and 55 yards of offense in the game's first 30 minutes, and they trailed 10-0 at the half.

But the Titans came alive when it really mattered.

The Titans return to action on January 2 against the Miami Dolphins at Nissan Stadium.

"We need to start stacking (wins)," Tannehill said. "I was a good win. It was a good, tough physical battle, which we knew it was going to be coming in. We found a way to win, which is exactly what we believe we are going to do."

"Now we just need to be able to keep stacking those wins."

###

Week 16

National Football League Game Summary

NFL Copyright © 2021 by The National Football League. All rights reserved. This summary and play-by-play is for the express purpose of assisting media in their coverage of the game; any other use of this material is prohibited without the written permission of the National Football League.

Date: Thursday, 12/23/2021

San Francisco 49ers at Tennessee Titans
at Nissan Stadium, Nashville, TN

Start Time: 7:22 PM CST

Game Day Weather

Game Weather: Clear
Played Open Stadium on Turf: Grass

Temp: 54° F (12.2° C) Humidity: 33%, Wind: South 6 mph
Outdoor Weather: Clear,

Officials

Referee: Hochuli, Shawn (83)	Umpire: Killens, Jr., Terry (77)	Down Judge: Camp, Ed (134)
Line Judge: Bradley, Greg (98)	Field Judge: Hill, Tom (97)	Side Judge: Hill, Chad (125)
Back Judge: Martinez, Rich (39)	Replay Official: Cerimeli, Tyler (0)	

Lineups

San Francisco 49ers				Tennessee Titans			
Offense		Defense		Offense		Defense	
WR 11	B.Aiyuk	LDE 56	S.Ebukam	WR 11	A.Brown	DT 93	T.Tart
TE 85	G.Kittle	LDT 91	A.Armstead	WR 2	J.Jones	NT 90	N.Jones
LT 71	T.Williams	RDT 93	D.Jones	LT 75	D.Radunz	DT 98	J.Simmons
LG 75	L.Tomlinson	RDE 97	N.Bosa	LG 62	A.Brewer	OLB 58	H.Landry
C 50	A.Mack	SAM 51	A.Al-Shaair	C 60	B.Jones	OLB 48	B.Dupree
RG 60	D.Brunskill	MIKE 54	F.Warner	RG 64	N.Davis	ILB 54	R.Evans
RT 66	T.Compton	WILL 36	M.Harris	RT 72	D.Quessenberry	LB 41	Z.Cunningham
WR 19	D.Samuel	LCB 20	A.Thomas	TE 87	G.Swaim	CB 26	K.Fulton
QB 10	J.Garoppolo	RCB 26	J.Norman	TE 85	M.Pruitt	CB 38	B.Skrine
FB 44	K.Juszczyk	FS 1	J.Ward	QB 17	R.Tannehill	S 31	K.Byard
RB 22	J.Wilson	SS 3	J.Tartt	RB 40	D.Hilliard	S 37	A.Hooker

Substitutions

K 9 R.Gould, WR 13 R.Cracraft, WR 15 J.Jennings, WR 17 T.Benjamin, P 18 M.Wishnowsky, RB 23 J.Hasty, CB 24 K.Williams, CB 27 D.Johnson, DB 30 Ja.Wilson, RB 35 B.Hill, DB 38 D.Lenoir, LB 45 D.Flannigan-Fowles, LS 46 T.Pepper, LB 59 C.Robinson, OL 64 J.Brendel, OL 65 A.Banks, WR 81 T.Sherfield, TE 82 R.Dwellely, TE 89 C.Woerner, DL 90 K.Givens, DE 92 C.Omenihu, DL 94 J.Willis, DL 95 K.Street, DL 98 A.Key

P 6 B.Kern, RB 7 D.Foreman, K 14 R.Bullock, WR 15 N.Westbrook-Ikhine, CB 20 J.Jenkins, S 21 M.Farley, RB 28 J.McNichols, DB 29 D.Cruikshank, CB 30 G.Mabin, DB 35 C.Jackson, FB 45 K.Blasingame, LS 46 M.Cox, LB 49 N.Dzubnar, LB 53 D.Cole, LB 55 J.Brown, G 61 C.Levin, T 69 C.DiLauro, WR 80 C.Rogers, WR 81 R.McMath, TE 86 A.Firkser, OLB 92 O.Adeniyi, DT 95 K.Peko, DL 96 D.Autry, DE 97 K.Strong

Did Not Play

QB 5 T.Lance, OL 76 J.Moore

Did Not Play

QB 5 L.Woodside, C 52 D.Munyer

Not Active

RB 25 E.Mitchell, S 29 T.Hufanga, LB 57 D.Greenlaw, OL 68 C.McKivitz, DL 96 M.Hurst

Not Active

CB 23 C.Jones, LB 42 Jo.Jones, OLB 50 D.Roberson, LB 51 D.Long, T 77 T.Lewan, DL 91 L.Murchison

Field Goals (made () & missed)

R.Gould	(48)	R.Bullock	(38) (44)			
		1	2	3	4	OT
VISITOR:	San Francisco 49ers	7	3	0	7	0
HOME:	Tennessee Titans	0	0	10	10	0
						Total
						17
						20

Scoring Plays

Team	Qtr	Time	Play Description (Extra Point) (Drive Info)	Visitor	Home
49ers	1	9:57	J.Wilson 1 yd. run (R.Gould kick) (9-75, 5:03)	7	0
49ers	2	8:31	R.Gould 48 yd. Field Goal (11-33, 6:19)	10	0
Titans	3	8:45	R.Bullock 38 yd. Field Goal (13-55, 6:15)	10	3
Titans	3	7:13	D.Foreman 3 yd. run (R.Bullock kick) (4-18, 1:23)	10	10
Titans	4	13:02	A.Brown 18 yd. pass from R.Tannehill (R.Bullock kick) (7-59, 3:51)	10	17
49ers	4	2:20	B.Aiyuk 2 yd. pass from J.Garoppolo (R.Gould kick) (8-95, 2:58)	17	17
Titans	4	0:04	R.Bullock 44 yd. Field Goal (8-49, 2:16)	17	20

Paid Attendance: 69,361

Time: 3:50

Final Individual Statistics

San Francisco 49ers

RUSHING	ATT	YDS	AVG	LG	TD
J.Wilson	14	45	3.2	9	1
D.Samuel	5	32	6.4	12	0
J.Hasty	1	3	3.0	3	0
J.Garoppolo	1	3	3.0	3	0
Total	21	83	4.0	12	1

PASSING	ATT	CMP	YDS	SK/YD	TD	LG	IN	RT
J.Garoppolo	35	26	322	2/16	1	56	2	88.0
Total	35	26	322	2/16	1	56	2	88.0

PASS RECEIVING	TAR	REC	YDS	AVG	LG	TD
D.Samuel	11	9	159	17.7	56	0
B.Aiyuk	5	4	40	10.0	17	1
K.Jusczyk	5	3	45	15.0	26	0
J.Hasty	3	3	26	8.7	12	0
J.Wilson	3	3	12	4.0	11	0
G.Kittle	3	2	21	10.5	16	0
J.Jennings	5	2	19	9.5	11	0
Total	35	26	322	12.4	56	1

INTERCEPTIONS	NO	YDS	AVG	LG	TD
Total	0	0	0	0	0

PUNTING	NO	YDS	AVG	NET	TB	IN20	LG
M.Wishnowsky	2	70	35.0	35.0	0	1	40
Total	2	70	35.0	35.0	0	1	40

PUNT RETURNS	NO	YDS	AVG	FC	LG	TD
B.Aiyuk	1	12	12.0	1	12	0
[DOWNED]	2	0	0.0	0	0	0
[TOUCHBACK]	1	0	0.0	0	0	0
Total	1	12	12.0	1	12	0

KICKOFF RETURNS	NO	YDS	AVG	FC	LG	TD
[TOUCHBACK]	5	0	0.0	0	0	0
Total	0	0	0.0	0	0	0

Tennessee Titans

RUSHING	ATT	YDS	AVG	LG	TD
J.McNichols	7	31	4.4	10	0
R.Tannehill	3	22	7.3	23	0
D.Hilliard	5	20	4.0	9	0
D.Foreman	9	17	1.9	8	1
Total	24	90	3.8	23	1

PASSING	ATT	CMP	YDS	SK/YD	TD	LG	IN	RT
R.Tannehill	29	22	209	4/21	1	42	0	106.8
A.Brown	1	0	0	0/0	0	0	0	39.6
Total	30	22	209	4/21	1	42	0	103.3

PASS RECEIVING	TAR	REC	YDS	AVG	LG	TD
A.Brown	16	11	145	13.2	42	1
G.Swaim	3	3	10	3.3	6	0
N.Westbrook-Ikhine	3	2	38	19.0	24	0
D.Hilliard	2	2	-6	-3.0	2	0
A.Firkser	1	1	13	13.0	13	0
J.Jones	1	1	7	7.0	7	0
C.Rogers	1	1	3	3.0	3	0
K.Blasingame	1	1	-1	-1.0	-1	0
J.McNichols	1	0	0	0.0	0	0
R.McMath	1	0	0	0.0	0	0
Total	30	22	209	9.5	42	1

INTERCEPTIONS	NO	YDS	AVG	LG	TD
A.Hooker	1	21	21.0	21	0
J.Jenkins	1	0	0.0	0	0
Total	2	21	10.5	21	0

PUNTING	NO	YDS	AVG	NET	TB	IN20	LG
B.Kern	5	230	46.0	39.6	1	2	59
Total	5	230	46.0	39.6	1	2	59

PUNT RETURNS	NO	YDS	AVG	FC	LG	TD
[DOWNED]	1	0	0.0	0	0	0
[OUT OF BOUNDS]	1	0	0.0	0	0	0
Total	0	0	0.0	0	0	0

KICKOFF RETURNS	NO	YDS	AVG	FC	LG	TD
C.Rogers	2	57	28.5	0	37	0
[TOUCHBACK]	2	0	0.0	0	0	0
Total	2	57	28.5	0	37	0

San Francisco 49ers

FUMBLES	FUM	LOST	OWN-REC	YDS	TD	FORCED	OPP-REC	YDS	TD	OUT-BDS
D.Samuel	2	0	1	0	0	0	0	0	0	0
J.Hasty	1	0	0	0	0	0	0	0	0	1
B.Aiyuk	0	0	1	-14	0	0	0	0	0	0
G.Kittle	0	0	0	6	0	0	0	0	0	0
J.Garoppolo	0	0	0	0	0	0	0	0	0	0
Total	3	0	2	-8	0	0	0	0	0	1

Tennessee Titans

FUMBLES	FUM	LOST	OWN-REC	YDS	TD	FORCED	OPP-REC	YDS	TD	OUT-BDS
K.Byard	0	0	0	0	0	1	0	0	0	0
R.Evans	0	0	0	0	0	1	0	0	0	0
Total	0	0	0	0	0	2	0	0	0	0

Final Team Statistics

	Visitor 49ers	Home Titans
TOTAL FIRST DOWNS	22	16
By Rushing	6	4
By Passing	14	11
By Penalty	2	1
THIRD DOWN EFFICIENCY	3-8-37.5%	9-16-56.3%
FOURTH DOWN EFFICIENCY	1-2-50.0%	0-0-0.0%
TOTAL NET YARDS	389	278
Total Offensive Plays (inc. times thrown passing)	58	58
Average gain per offensive play	6.7	4.8
NET YARDS RUSHING	83	90
Total Rushing Plays	21	24
Average gain per rushing play	4.0	3.8
Tackles for a loss-number and yards	0-0	3-3
NET YARDS PASSING	306	188
Times thrown - yards lost attempting to pass	2-16	4-21
Gross yards passing	322	209
PASS ATTEMPTS-COMPLETIONS-HAD INTERCEPTED	35-26-2	30-22-0
Avg gain per pass play (inc.# thrown passing)	8.3	5.5
KICKOFFS Number-In End Zone-Touchbacks	4-2-2	5-5-5
PUNTS Number and Average	2-35.0	5-46.0
Had Blocked	0	0
FGs - PATs Had Blocked	0-0	0-0
Net Punting Average	35.0	39.6
TOTAL RETURN YARDAGE (Not Including Kickoffs)	12	21
No. and Yards Punt Returns	1-12	0-0
No. and Yards Kickoff Returns	0-0	2-57
No. and Yards Interception Returns	0-0	2-21
PENALTIES Number and Yards	5-41	6-57
FUMBLES Number and Lost	3-0	0-0
TOUCHDOWNS	2	2
Rushing	1	1
Passing	1	1
EXTRA POINTS Made-Attempts	2-2	2-2
Kicking Made-Attempts	2-2	2-2
FIELD GOALS Made-Attempts	1-1	2-2
RED ZONE EFFICIENCY	2-4-50%	2-2-100%
GOAL TO GO EFFICIENCY	2-3-67%	1-1-100%
SAFETIES	0	0
FINAL SCORE	17	20
TIME OF POSSESSION	30:31	29:29

Ball Possession And Drive Chart

San Francisco 49ers

#	Time Recd	Time Lost	Time Poss	How Ball Obtained	Drive Began	# Play	Yds Gain	Yds Pen	Net Yds	1st Down	Last Scrm	How Given Up
1	15:00	9:57	5:03	Kickoff	SF 25	9	75	0	75	5	* TEN 1	Touchdown
2	5:41	1:31	4:10	Punt	SF 20	8	57	15	72	4	* TEN 8	Interception
3	14:50	8:31	6:19	Punt	SF 37	11	48	-15	33	3	* TEN 30	Field Goal
4	4:37	3:07	1:30	Punt	SF 22	3	-7	0	-7	0	SF 15	Punt
5	1:20	0:00	1:20	Punt	SF 10	4	18	5	23	2	SF 30	End of Half
6	8:45	8:36	0:09	Kickoff	SF 25	1	0	0	0	0	SF 25	Interception
7	7:13	1:53	5:20	Kickoff	SF 25	8	45	-10	35	2	TEN 40	Downs
8	13:02	9:24	3:38	Kickoff	SF 25	6	42	-10	32	2	TEN 43	Punt
9	5:18	2:20	2:58	Punt	SF 5	8	95	0	95	4	* TEN 2	Touchdown
10	0:04	0:00	0:04	Kickoff	SF 25	1	8	0	8	0	SF 25	End of Game

(219) Average SF 22

Tennessee Titans

#	Time Recd	Time Lost	Time Poss	How Ball Obtained	Drive Began	# Play	Yds Gain	Yds Pen	Net Yds	1st Down	Last Scrm	How Given Up
1	9:57	5:41	4:16	Kickoff	TEN 39	6	8	0	8	1	TEN 47	Punt
2	1:31	14:50	1:41	Interception	TEN 20	3	4	0	4	0	TEN 24	Punt
3	8:31	4:37	3:54	Kickoff	TEN 25	6	31	-12	19	1	TEN 44	Punt
4	3:07	1:20	1:47	Punt	SF 45	6	12	-10	2	1	SF 43	Punt
5	15:00	8:45	6:15	Kickoff	TEN 25	13	60	-5	55	3	SF 20	Field Goal
6	8:36	7:13	1:23	Interception	SF 18	4	18	0	18	2	* SF 3	Touchdown
7	1:53	13:02	3:51	Downs	TEN 41	7	69	-10	59	3	* SF 18	Touchdown
8	9:24	5:18	4:06	Punt	TEN 3	7	33	0	33	2	TEN 36	Punt
9	2:20	0:04	2:16	Kickoff	TEN 25	8	43	6	49	3	SF 26	Field Goal

(315) Average TEN 35

* inside opponent's 20

Time of Possession by Quarter		1st	2nd	3rd	4th	OT	Total
Visitor	San Francisco 49ers	9:13	9:09	5:29	6:40		30:31
Home	Tennessee Titans	5:47	5:51	9:31	8:20		29:29
Kickoff Drive No.-Start Average		49ers: 5 - SF 25		Titans: 4 - TEN 28			

Play By Play

First Quarter

12/23/2021

TEN wins the coin toss and elects to defer. SF elects to Receive, and TEN elects to defend the south goal.

R.Bullock kicks 65 yards from TEN 35 to end zone, Touchback.

San Francisco 49ers at 15:00

1-10-SF 25	(15:00) J.Garoppolo pass short middle to B.Aiyuk to SF 29 for 4 yards (Z.Cunningham).	
2-6-SF 29	(14:25) J.Garoppolo pass short right to D.Samuel to SF 39 for 10 yards (B.Skrine).	P1
1-10-SF 39	(13:49) J.Wilson left end to SF 43 for 4 yards (Z.Cunningham).	
2-6-SF 43	(13:13) D.Samuel left end pushed ob at TEN 49 for 8 yards (A.Hooker).	R2
1-10-TEN 49	(12:40) J.Garoppolo pass short right to G.Kittle to TEN 44 for 5 yards (K.Byard).	
2-5-TEN 44	(12:00) J.Garoppolo pass short right to B.Aiyuk pushed ob at TEN 27 for 17 yards (D.Autry; B.Skrine).	P3
1-10-TEN 27	(11:21) J.Wilson left tackle to TEN 24 for 3 yards (K.Peko).	
2-7-TEN 24	(10:41) (Shotgun) J.Garoppolo pass short middle to D.Samuel to TEN 1 for 23 yards (K.Fulton; K.Byard).	P4
1-1-TEN 1	(10:01) J.Wilson right guard for 1 yard, TOUCHDOWN.	R5
R.Gould extra point is GOOD, Center-T.Pepper, Holder-M.Wishnowsky.		

SF 7 TEN 0, 9 plays, 75 yards, 5:03 drive, 5:03 elapsed

R.Gould kicks 63 yards from SF 35 to TEN 2. C.Rogers ran ob at TEN 39 for 37 yards (Ja.Wilson).

Tennessee Titans at 9:57, (1st play from scrimmage 9:49)

1-10-TEN 39	(9:49) R.Tannehill pass short middle to D.Hilliard to TEN 31 for -8 yards (N.Bosa).	
2-18-TEN 31	(9:12) D.Hilliard right guard to TEN 38 for 7 yards (N.Bosa).	
3-11-TEN 38	(8:29) (Shotgun) R.Tannehill pass short middle to N.Westbrook-Ikhine to SF 48 for 14 yards (F.Warner).	P1
1-10-SF 48	(7:50) R.Tannehill sacked at TEN 44 for -8 yards (S.Ebukam).	
2-18-TEN 44	(7:10) (Shotgun) R.Tannehill pass short right to C.Rogers to TEN 47 for 3 yards (K.Williams).	
3-15-TEN 47	(6:31) (Shotgun) J.McNichols up the middle to TEN 47 for no gain (A.Armstead, A.Key).	
4-15-TEN 47	(5:48) B.Kern punts 53 yards to end zone, Center-M.Cox, Touchback.	

San Francisco 49ers at 5:41

1-10-SF 20	(5:41) J.Wilson right end pushed ob at SF 29 for 9 yards (H.Landry).	
2-1-SF 29	(5:09) J.Wilson up the middle to SF 31 for 2 yards (N.Jones, R.Evans).	R6
1-10-SF 31	(4:31) J.Garoppolo pass short left to J.Wilson to SF 34 for 3 yards (K.Fulton).	
2-7-SF 34	(3:54) J.Garoppolo pass short left to K.Juszczyk pushed ob at TEN 40 for 26 yards (K.Byard).	P7
PENALTY on TEN-K.Fulton, Face Mask (15 Yards), 15 yards, enforced at TEN 40. X8		
1-10-TEN 25	(3:36) J.Wilson right end to TEN 25 for no gain (D.Autry).	
2-10-TEN 25	(2:55) (Shotgun) J.Garoppolo pass short middle to G.Kittle to TEN 9 for 16 yards (B.Skrine).	P9
1-9-TEN 9	(2:18) D.Samuel right end pushed ob at TEN 8 for 1 yard (R.Evans).	
2-8-TEN 8	(1:36) (Shotgun) J.Garoppolo pass short right intended for G.Kittle INTERCEPTED by J.Jenkins at TEN -2. Touchback.	

Tennessee Titans at 1:31

1-10-TEN 20	(1:31) D.Foreman up the middle to TEN 20 for no gain (M.Harris).	
2-10-TEN 20	(:54) (Shotgun) R.Tannehill pass short left to J.Jones to TEN 27 for 7 yards (J.Norman; A.Al-Shaair).	
3-3-TEN 27	(:12) (Shotgun) R.Tannehill pass short middle to A.Brown to TEN 24 for -3 yards (F.Warner).	

END OF QUARTER

	Score	Time Poss	First Downs				Efficiencies	
			R	P	X	T	3 Down	4 Down
San Francisco 49ers	7	9:13	3	5	1	9	0/0	0/0
Tennessee Titans	0	5:47	0	1	0	1	1/3	0/0

Second Quarter

12/23/2021

Play By Play

Tennessee Titans continued.

4-6-TEN 24 (15:00) B.Kern punts 39 yards to SF 37, Center-M.Cox, downed by TEN-M.Farley.

San Francisco 49ers at 14:50

1-10-SF 37 (14:50) (Shotgun) J.Garoppolo pass short left to J.Wilson to SF 48 for 11 yards (K.Peko). P10

1-10-SF 48 (14:16) J.Wilson right tackle to TEN 45 for 7 yards (N.Jones).

2-3-TEN 45 (13:42) J.Wilson left guard to TEN 40 for 5 yards (Z.Cunningham). R11

1-10-TEN 40 (13:05) (Shotgun) J.Garoppolo pass incomplete deep right to K.Juszczyk.

2-10-TEN 40 (12:59) (Shotgun) J.Garoppolo pass short left to J.Hasty to TEN 34 for 6 yards (R.Evans; H.Landry).

3-4-TEN 34 (12:16) (Shotgun) J.Hasty left guard to TEN 31 for 3 yards (D.Cruikshank).

4-1-TEN 31 (11:35) J.Garoppolo pass short right to D.Samuel ran ob at TEN 20 for 11 yards [K.Byard]. P12

1-10-TEN 20 (10:59) J.Wilson right end pushed ob at TEN 19 for 1 yard (R.Evans).

2-9-TEN 19 (10:22) (Shotgun) J.Garoppolo pass short right to J.Wilson pushed ob at TEN 21 for -2 yards (Z.Cunningham).

3-11-TEN 21 (9:40) (Shotgun) J.Garoppolo scrambles right tackle to TEN 17 for 4 yards (K.Byard).

PENALTY on SF-T.Williams, Face Mask (15 Yards), 15 yards, enforced at TEN 21 - No Play.

Penalty on TEN-B.Dupree, Defensive Offside, superseded.

3-26-TEN 36 (9:17) (Shotgun) J.Garoppolo pass short left to D.Samuel to TEN 30 for 6 yards (D.Cruikshank, B.Dupree).

4-20-TEN 30 (8:35) R.Gould 48 yard field goal is GOOD, Center-T.Pepper, Holder-M.Wishnowsky.

SF 10 TEN 0, 11 plays, 33 yards, 6:19 drive, 6:29 elapsed

M.Wishnowsky kicks 65 yards from SF 35 to end zone, Touchback.

Tennessee Titans at 8:31

1-10-TEN 25 (8:31) D.Foreman right tackle to TEN 24 for -1 yards (J.Ward).

PENALTY on TEN-D.Radunz, Chop Block, 12 yards, enforced at TEN 25 - No Play.

1-22-TEN 13 (8:09) D.Foreman right tackle to TEN 21 for 8 yards (K.Street).

2-14-TEN 21 (7:27) R.Tannehill pass short left to A.Brown to TEN 32 for 11 yards (J.Tartt).

3-3-TEN 32 (6:42) (Shotgun) R.Tannehill pass short right to A.Brown ran ob at TEN 36 for 4 yards. P2

1-10-TEN 36 (6:06) D.Hilliard up the middle to TEN 45 for 9 yards (M.Harris, J.Tartt).

2-1-TEN 45 (5:33) D.Hilliard left tackle to TEN 44 for -1 yards (K.Street).

3-2-TEN 44 (4:50) (Shotgun) R.Tannehill pass incomplete short right to A.Brown (J.Ward).

4-2-TEN 44 (4:47) B.Kern punts 46 yards to SF 10, Center-M.Cox. B.Aiyuk pushed ob at SF 22 for 12 yards (D.Cole).

San Francisco 49ers at 4:37

1-10-SF 22 (4:37) (Shotgun) J.Garoppolo pass incomplete short middle to D.Samuel (N.Jones).

2-10-SF 22 (4:33) (Shotgun) J.Wilson right end to SF 22 for no gain (B.Dupree).

3-10-SF 22 (3:56) (Shotgun) J.Garoppolo sacked at SF 15 for -7 yards (D.Autry).

Timeout #1 by TEN at 03:14.

4-17-SF 15 (3:14) M.Wishnowsky punts 30 yards to SF 45, Center-T.Pepper, out of bounds.

Tennessee Titans at 3:07

1-10-SF 45 (3:07) R.Tannehill pass short right to G.Swaim to SF 45 for no gain (J.Tartt).

2-10-SF 45 (2:29) (Shotgun) D.Foreman up the middle to SF 45 for no gain (J.Willis).

Two-Minute Warning

3-10-SF 45 (2:00) (Shotgun) R.Tannehill pass short left to A.Brown ran ob at SF 33 for 12 yards (K.Williams; J.Norman) [A.Key]. P3

1-10-SF 33 (1:55) D.Foreman left guard pushed ob at SF 2 for 31 yards (J.Ward).

PENALTY on TEN-G.Swaim, Offensive Holding, 10 yards, enforced at SF 33 - No Play.

Penalty on TEN-D.Foreman, Face Mask (15 Yards), declined.

1-20-SF 43 (1:46) (Shotgun) R.Tannehill pass incomplete deep right to A.Brown (A.Thomas).

2-20-SF 43 (1:39) (Shotgun) R.Tannehill pass incomplete short right to N.Westbrook-Ikhine.

3-20-SF 43 (1:36) (Shotgun) R.Tannehill pass short middle to A.Brown to SF 43 for no gain (K.Williams).

Timeout #1 by SF at 01:27.

4-20-SF 43 (1:27) B.Kern punts 33 yards to SF 10, Center-M.Cox, fair catch by B.Aiyuk.

San Francisco 49ers at 1:20

1-10-SF 10 (1:20) D.Samuel right guard to SF 17 for 7 yards (J.Brown; D.Cruikshank).

PENALTY on TEN-J.Brown, Defensive Delay of Game, 5 yards, enforced at SF 17. X13

1-10-SF 22 (1:06) (Shotgun) J.Garoppolo pass incomplete deep middle to J.Jennings.

San Francisco 49ers vs Tennessee Titans at Nissan Stadium

Penalty on SF, Illegal Shift, declined.

2-10-SF 22 (1:00) (Shotgun) J.Garoppolo pass short right to J.Hasty to SF 30 for 8 yards (J.Simmons).

3-2-SF 30 (:22) J.Garoppolo up the middle to SF 33 for 3 yards (J.Brown).

R14

END OF QUARTER

	Score	Time Poss	First Downs				Efficiencies	
			R	P	X	T	3 Down	4 Down
San Francisco 49ers	10	9:09	2	2	1	5	1/4	1/1
Tennessee Titans	0	5:51	0	2	0	2	2/4	0/0

Third Quarter

12/23/2021

Play By Play

TEN elects to Receive, and SF elects to defend the South goal.

M.Wishnowsky kicks 65 yards from SF 35 to end zone, Touchback.

Tennessee Titans at 15:00

- 1-10-TEN 25 (15:00) (Shotgun) PENALTY on TEN-D.Radunz, False Start, 5 yards, enforced at TEN 25 - No Play.
- 1-15-TEN 20 (15:00) R.Tannehill pass incomplete short middle to A.Brown [D.Jones].
- 2-15-TEN 20 (14:55) (Shotgun) R.Tannehill left end pushed ob at TEN 20 for no gain (S.Ebukam).
- 3-15-TEN 20 (14:15) (Shotgun) R.Tannehill pass deep middle to N.Westbrook-Ikhine to TEN 44 for 24 yards (J.Ward). P4
- 1-10-TEN 44 (13:36) R.Tannehill pass incomplete deep right to A.Brown (J.Ward).
- 2-10-TEN 44 (13:31) D.Foreman right guard to TEN 47 for 3 yards (A.Armstead; K.Givens).
- 3-7-TEN 47 (12:50) (Shotgun) R.Tannehill pass short left to A.Brown to SF 35 for 18 yards (J.Ward, A.Al-Shaair) [A.Armstead]. P5
- 1-10-SF 35 (12:11) R.Tannehill pass short right to K.Blasingame to SF 36 for -1 yards (J.Tartt).
- 2-11-SF 36 (11:35) D.Foreman up the middle to SF 35 for 1 yard (C.Omenihu).
- 3-10-SF 35 (10:59) (Shotgun) R.Tannehill pass short left to A.Brown to SF 22 for 13 yards (J.Norman). P6
- 1-10-SF 22 (10:15) D.Foreman left tackle to SF 22 for no gain (S.Ebukam, K.Givens).
- 2-10-SF 22 (9:33) R.Tannehill pass short right to D.Hilliard to SF 20 for 2 yards (A.Al-Shaair; F.Warner).
- 3-8-SF 20 (8:53) (Shotgun) R.Tannehill pass incomplete short right to J.McNichols.
- 4-8-SF 20 (8:49) R.Bullock 38 yard field goal is GOOD, Center-M.Cox, Holder-B.Kern.

SF 10 TEN 3, 13 plays, 55 yards, 6:15 drive, 6:15 elapsed

R.Bullock kicks 65 yards from TEN 35 to end zone, Touchback.

San Francisco 49ers at 8:45

- 1-10-SF 25 (8:45) J.Garoppolo pass short middle intended for D.Samuel INTERCEPTED by A.Hooker at SF 39. A.Hooker to SF 18 for 21 yards (D.Samuel).

Tennessee Titans at 8:36

- 1-10-SF 18 (8:36) (Shotgun) J.McNichols up the middle to SF 13 for 5 yards (K.Williams).
- 2-5-SF 13 (7:56) (No Huddle) J.McNichols right guard to SF 3 for 10 yards (J.Tartt, A.Al-Shaair). R7
- 1-3-SF 3 (7:21) (No Huddle) R.Tannehill pass incomplete short right to A.Brown (A.Thomas).
- 2-3-SF 3 (7:17) D.Foreman up the middle for 3 yards, TOUCHDOWN. R8
- R.Bullock extra point is GOOD, Center-M.Cox, Holder-B.Kern.

SF 10 TEN 10, 4 plays, 18 yards, 1:23 drive, 7:47 elapsed

R.Bullock kicks 65 yards from TEN 35 to end zone, Touchback.

San Francisco 49ers at 7:13

- 1-10-SF 25 (7:13) J.Garoppolo pass short right to K.Juszczyk to SF 29 for 4 yards (B.Skrine).
- 2-6-SF 29 (6:37) J.Wilson left tackle to SF 33 for 4 yards (N.Jones).
- 3-2-SF 33 (5:57) (Shotgun) PENALTY on SF-G.Kittle, False Start, 5 yards, enforced at SF 33 - No Play.
- 3-7-SF 28 (5:38) (Shotgun) J.Garoppolo pass short right to J.Jennings to SF 39 for 11 yards (B.Skrine; A.Hooker). P15
- 1-10-SF 39 (5:00) (Shotgun) J.Garoppolo pass short middle to B.Aiyuk to TEN 44 for 17 yards (R.Evans). P16
- 1-10-TEN 44 (4:17) J.Wilson up the middle to TEN 44 for no gain (H.Landry; N.Jones).
- 2-10-TEN 44 (3:33) J.Wilson left tackle to TEN 39 for 5 yards (N.Jones; A.Hooker). TEN-N.Jones was injured during the play. His return is Questionable.
- 3-5-TEN 39 (3:00) D.Samuel left end to TEN 35 for 4 yards (B.Skrine).
- 4-1-TEN 35 (2:15) (Run formation) PENALTY on SF-T.Williams, False Start, 5 yards, enforced at TEN 35 - No Play.
- 4-6-TEN 40 (1:57) (Shotgun) J.Garoppolo pass incomplete short right to B.Aiyuk.

Tennessee Titans at 1:53

- 1-10-TEN 41 (1:53) J.McNichols left guard to TEN 43 for 2 yards (A.Al-Shaair).
- 2-8-TEN 43 (1:10) R.Tannehill pass short left to M.Pruitt pushed ob at SF 48 for 9 yards (J.Tartt).
- PENALTY on TEN-D.Quessenberry, Offensive Holding, 10 yards, enforced at TEN 43 - No Play.
- 2-18-TEN 33 (:47) (Shotgun) R.Tannehill sacked at TEN 28 for -5 yards (J.Willis).
- 3-23-TEN 28 (:04) (No Huddle) R.Tannehill pass deep right to A.Brown to SF 30 for 42 yards (A.Thomas). P9
- Penalty on SF-S.Ebukam, Defensive Offside, declined.

END OF QUARTER

	Score	Time Poss	First Downs				Efficiencies	
			R	P	X	T	3 Down	4 Down
San Francisco 49ers	10	5:29	0	2	0	2	1/2	0/1
Tennessee Titans	10	9:31	2	4	0	6	4/5	0/0

Tennessee Titans continued.

<u>1-10-SF 30</u>	(15:00) D.Hilliard left end pushed ob at SF 26 for 4 yards (F.Warner).	
2-6-SF 26	(14:25) R.Tannehill sacked at SF 30 for -4 yards (K.Street).	
3-10-SF 30	(13:48) (Shotgun) R.Tannehill pass short left to A.Brown pushed ob at SF 18 for 12 yards (Ja.Wilson).	P10
<u>1-10-SF 18</u>	(13:06) (Shotgun) R.Tannehill pass deep left to A.Brown for 18 yards, TOUCHDOWN [N.Bosa].	P11
	R.Bullock extra point is GOOD, Center-M.Cox, Holder-B.Kern.	

SF 10 TEN 17, 7 plays, 59 yards, 3:51 drive, 1:58 elapsed

R.Bullock kicks 65 yards from TEN 35 to end zone, Touchback.

San Francisco 49ers at 13:02

1-10-SF 25	(13:02) (Shotgun) J.Garoppolo pass incomplete short middle to J.Jennings.	
2-10-SF 25	(12:59) D.Samuel up the middle to SF 37 for 12 yards (B.Dupree, A.Hooker).	R17
<u>1-10-SF 37</u>	(12:37) (No Huddle) J.Garoppolo pass short middle to D.Samuel to TEN 44 for 19 yards (K.Byard).	P18
<u>1-10-TEN 44</u>	(12:13) (No Huddle) J.Garoppolo scrambles up the middle to TEN 39 for 5 yards (R.Evans). PENALTY on SF-A.Mack, Offensive Holding, 10 yards, enforced at TEN 44 - No Play.	
1-20-SF 46	(11:46) (Shotgun) J.Garoppolo sacked at SF 37 for -9 yards (B.Dupree).	
2-29-SF 37	(10:58) (Shotgun) J.Garoppolo pass short left to J.Jennings to SF 45 for 8 yards (J.Brown; D.Cruikshank).	
3-21-SF 45	(10:13) (Shotgun) J.Garoppolo pass short middle to D.Samuel to TEN 43 for 12 yards (J.Brown; J.Jenkins).	
4-9-TEN 43	(9:31) M.Wishnowsky punts 40 yards to TEN 3, Center-T.Pepper, downed by SF-T.Sherfield.	

Tennessee Titans at 9:24

1-10-TEN 3	(9:24) R.Tannehill pass short left to A.Brown to TEN 21 for 18 yards (J.Norman).	P12
<u>1-10-TEN 21</u>	(8:51) D.Foreman left guard to TEN 24 for 3 yards (D.Jones).	
2-7-TEN 24	(8:17) D.Foreman up the middle to TEN 23 for -1 yards (D.Jones).	
3-8-TEN 23	(7:33) (Shotgun) R.Tannehill pass short middle to A.Firkser to TEN 36 for 13 yards (F.Warner).	P13
<u>1-10-TEN 36</u>	(6:50) J.McNichols right end to TEN 40 for 4 yards (N.Bosa).	
2-6-TEN 40	(6:04) (Shotgun) A.Brown pass incomplete deep right to R.McMath.	
3-6-TEN 40	(5:58) (Shotgun) R.Tannehill sacked at TEN 36 for -4 yards (sack split by A.Al-Shaair and S.Ebukam). Penalty on TEN-J.McNichols, Offensive Holding, declined.	
4-10-TEN 36	(5:28) B.Kern punts 59 yards to SF 5, Center-M.Cox, downed by TEN-R.McMath.	

San Francisco 49ers at 5:18

1-10-SF 5	(5:18) (Shotgun) J.Garoppolo pass short right to K.Juszczyk to SF 20 for 15 yards (R.Evans, B.Skrine).	P19
<u>1-10-SF 20</u>	(4:41) (Shotgun) J.Garoppolo pass incomplete deep right to J.Jennings.	
2-10-SF 20	(4:35) (Shotgun) J.Garoppolo pass short left to D.Samuel to SF 26 for 6 yards (R.Evans). FUMBLES (R.Evans), and recovers at SF 26.	
3-4-SF 26	(3:54) (Shotgun) J.Garoppolo pass short right to J.Hasty to SF 38 for 12 yards (K.Byard). FUMBLES (K.Byard), ball out of bounds at SF 38.	P20
<u>1-10-SF 38</u>	(3:47) (Shotgun) J.Garoppolo pass incomplete short left to K.Juszczyk (K.Fulton).	
2-10-SF 38	(3:42) (Shotgun) J.Garoppolo pass short middle to D.Samuel to TEN 6 for 56 yards (A.Hooker). SF-D.Samuel was injured during the play. His return is Questionable.	P21
<u>1-6-TEN 6</u>	(3:09) (Shotgun) J.Wilson up the middle to TEN 2 for 4 yards (J.Simmons, K.Byard).	
2-2-TEN 2	(2:24) (Shotgun) J.Garoppolo pass short middle to B.Aiyuk for 2 yards, TOUCHDOWN. R.Gould extra point is GOOD, Center-T.Pepper, Holder-M.Wishnowsky.	P22

SF 17 TEN 17, 8 plays, 95 yards, 2:58 drive, 12:40 elapsed

M.Wishnowsky kicks 60 yards from SF 35 to TEN 5. C.Rogers to TEN 25 for 20 yards (T.Sherfield).

Tennessee Titans at 2:20, (1st play from scrimmage 2:16)

1-10-TEN 25	(2:16) (Shotgun) R.Tannehill pass short middle to G.Swaim to TEN 31 for 6 yards (M.Harris).	
-------------	---	--

Two-Minute Warning

2-4-TEN 31	(2:00) (Shotgun) J.McNichols left tackle to TEN 36 for 5 yards (F.Warner).	R14
<u>1-10-TEN 36</u>	(1:42) (No Huddle, Shotgun) R.Tannehill pass short right to G.Swaim to TEN 40 for 4 yards (M.Harris).	
2-6-TEN 40	(1:23) (No Huddle, Shotgun) R.Tannehill pass incomplete short middle to G.Swaim. PENALTY on SF-M.Harris, Defensive Pass Interference, 6 yards, enforced at TEN 40 - No Play.	X15
<u>1-10-TEN 46</u>	(1:20) (Shotgun) R.Tannehill scrambles up the middle to SF 31 for 23 yards (J.Tartt). Timeout #1 by SF at 01:05.	R16
<u>1-10-SF 31</u>	(1:05) (Shotgun) J.McNichols up the middle to SF 26 for 5 yards (J.Ward).	

San Francisco 49ers vs Tennessee Titans at Nissan Stadium

Timeout #2 by SF at 00:59.

2-5-SF 26 (:59) (Shotgun) D.Hilliard up the middle to SF 25 for 1 yard (D.Jones).

Timeout #3 by SF at 00:54.

3-4-SF 25 (:54) R.Tannehill right end to SF 26 for -1 yards (A.Armstead).

Timeout #1 by TEN at 00:09.

4-5-SF 26 (:09) R.Bullock 44 yard field goal is GOOD, Center-M.Cox, Holder-B.Kern.

SF 17 TEN 20, 8 plays, 49 yards, 1 penalty, 2:16 drive, 14:56 elapsed

R.Bullock kicks 65 yards from TEN 35 to end zone, Touchback.

San Francisco 49ers at 0:04

1-10-SF 25 (:04) (Shotgun) J.Garoppolo pass short left to D.Samuel to SF 41 for 16 yards. FUMBLES, recovered by SF-B.Aiyuk at SF 41. B.Aiyuk to SF 37 for -4 yards. Lateral to J.Garoppolo to SF 37 for no gain. Lateral to G.Kittle to SF 43 for 6 yards. Lateral to B.Aiyuk to SF 33 for -10 yards (J.Brown).

END OF QUARTER

	Score	Time Poss	First Downs				Efficiencies	
			R	P	X	T	3 Down	4 Down
San Francisco 49ers	17	6:40	1	5	0	6	1/2	0/0
Tennessee Titans	20	8:20	2	4	1	7	2/4	0/0

Miscellaneous Statistics Report

San Francisco 49ers vs Tennessee Titans
12/23/2021 at Nissan Stadium

Ten Longest Plays for San Francisco 49ers

Yards	Qtr	Play Start	Play Description
56	4	2-10-SF 38	(3:42) (Shotgun) J.Garoppolo pass short middle to D.Samuel to TEN 6 for 56 yards (A.Hooker). SF-D.Samuel was injured during the play. His return is Questionable.
41	1	2-7-SF 34	(3:54) J.Garoppolo pass short left to K.Juszczyk pushed ob at TEN 40 for 26 yards (K.Byard). PENALTY on TEN-K.Fulton, Face Mask (15 Yards), 15 yards, enforced at TEN 40.
23	1	2-7-TEN 24	(10:41) (Shotgun) J.Garoppolo pass short middle to D.Samuel to TEN 1 for 23 yards (K.Fulton; K.Byard).
19	4	1-10-SF 37	(12:37) (No Huddle) J.Garoppolo pass short middle to D.Samuel to TEN 44 for 19 yards (K.Byard).
17	1	2-5-TEN 44	(12:00) J.Garoppolo pass short right to B.Aiyuk pushed ob at TEN 27 for 17 yards (D.Autry; B.Skrine).
17	3	1-10-SF 39	(5:00) (Shotgun) J.Garoppolo pass short middle to B.Aiyuk to TEN 44 for 17 yards (R.Evans).
16	1	2-10-TEN 25	(2:55) (Shotgun) J.Garoppolo pass short middle to G.Kittle to TEN 9 for 16 yards (B.Skrine).
15	4	1-10-SF 5	(5:18) (Shotgun) J.Garoppolo pass short right to K.Juszczyk to SF 20 for 15 yards (R.Evans, B.Skrine).
12	2	1-10-SF 10	(1:20) D.Samuel right guard to SF 17 for 7 yards (J.Brown; D.Cruikshank). PENALTY on TEN-J.Brown, Defensive Delay of Game, 5 yards, enforced at SF 17.
12	4	2-10-SF 25	(12:59) D.Samuel up the middle to SF 37 for 12 yards (B.Dupree, A.Hooker).

Ten Longest Plays for Tennessee Titans

Yards	Qtr	Play Start	Play Description
42	3	3-23-TEN 28	(:04) (No Huddle) R.Tannehill pass deep right to A.Brown to SF 30 for 42 yards (A.Thomas).
24	3	3-15-TEN 20	(14:15) (Shotgun) R.Tannehill pass deep middle to N.Westbrook-Ikhine to TEN 44 for 24 yards (J.Ward).
23	4	1-10-TEN 46	(1:20) (Shotgun) R.Tannehill scrambles up the middle to SF 31 for 23 yards (J.Tartt).
18	3	3-7-TEN 47	(12:50) (Shotgun) R.Tannehill pass short left to A.Brown to SF 35 for 18 yards (J.Ward, A.Al-Shaair) [A.Armstead].
18	4	1-10-SF 18	(13:06) (Shotgun) R.Tannehill pass deep left to A.Brown for 18 yards, TOUCHDOWN [N.Bosa].
18	4	1-10-TEN 3	(9:24) R.Tannehill pass short left to A.Brown to TEN 21 for 18 yards (J.Norman).
14	1	3-11-TEN 38	(8:29) (Shotgun) R.Tannehill pass short middle to N.Westbrook-Ikhine to SF 48 for 14 yards (F.Warner).
13	3	3-10-SF 35	(10:59) (Shotgun) R.Tannehill pass short left to A.Brown to SF 22 for 13 yards (J.Norman).
13	4	3-8-TEN 23	(7:33) (Shotgun) R.Tannehill pass short middle to A.Firkser to TEN 36 for 13 yards (F.Warner).
12	2	3-10-SF 45	(2:00) (Shotgun) R.Tannehill pass short left to A.Brown ran ob at SF 33 for 12 yards (K.Williams; J.Norman) [A.Key].

Touchdown Scoring Information

		Offense	Defense	Special Teams
VISITOR	San Francisco 49ers	2	0	0
HOME	Tennessee Titans	2	0	0

Player Scoring Information

Club	Player	TD	Rush TD	Rec TD	KO TD	Punt TD	Int TD	Fum TD	Misc TD	FG	XP	2Pt Rush	2Pt Rec	Sfty	Points
SF	J.Wilson	0	1	0	0	0	0	0	0	0	0	0	0	0	6
SF	B.Aiyuk	0	0	1	0	0	0	0	0	0	0	0	0	0	6
SF	R.Gould	0	0	0	0	0	0	0	0	1	2	0	0	0	5
TEN	R.Bullock	0	0	0	0	0	0	0	0	2	2	0	0	0	8
TEN	D.Foreman	0	1	0	0	0	0	0	0	0	0	0	0	0	6
TEN	A.Brown	0	0	1	0	0	0	0	0	0	0	0	0	0	6

Possession Detail

	First Half		Second Half		Game	
	Visitor	Home	Visitor	Home	Visitor	Home
Largest Lead	10	0	7	7	10	7
Drives Leading	4	0	1	1	5	1
Time of Possession Leading	13:19	0:00	0:09	4:06	13:28	4:06
Largest Deficit	0	-10	-7	-7	-7	-10
Drives Trailing	0	4	3	2	3	6
Time of Possession Trailing	0:00	11:38	6:40	7:38	6:40	19:16
Times Score Tied Up		0		2		2
Lead Changes		1		2		3

Playtime Percentage

Percent of playtime per player on offense, defense and special teams (Unofficial)

San Francisco 49ers

Tennessee Titans

		San Francisco 49ers				Tennessee Titans					
		Offense	Defense	Special Teams		Offense	Defense	Special Teams			
D Brunskill	G	59	100%	3	13%	A Brewer	C	62	100%	4	17%
L Tomlinson	G	59	100%	3	13%	D Quessenberry	G	62	100%	4	17%
T Compton	T	59	100%	3	13%	D Radunz	T	62	100%	4	17%
T Williams	T	59	100%			N Davis	G	62	100%	4	17%
J Garoppolo	QB	59	100%			B Jones	C	62	100%		
G Kittle	TE	59	100%			R Tannehill	QB	62	100%		
A Mack	C	59	100%			A Brown	WR	46	74%		
B Aiyuk	WR	55	93%	5	22%	G Swaim	TE	39	63%	13	57%
D Samuel	WR	45	76%			N Westbrook-Ikhine	WR	39	63%	2	9%
J Wilson	RB	44	75%			C Rogers	WR	31	50%	6	26%
K Juszczyk	FB	32	54%	2	9%	J Jones	WR	31	50%		
J Jennings	WR	27	46%			M Pruitt	TE	27	44%		
T Sherfield	WR	12	20%	12	52%	J McNichols	RB	26	42%		
J Hasty	RB	11	19%	5	22%	D Foreman	RB	21	34%		
C Woerner	TE	5	8%	18	78%	A Firkser	TE	16	26%	4	17%
T Benjamin	WR	4	7%			D Hilliard	RB	13	21%	1	4%
R Dwelley	TE	1	2%	10	43%	R McMath	WR	10	16%	14	61%
J Ward	FS		62 100%	6	26%	K Blasingame	FB	9	15%	14	61%
F Warner	LB		62 100%	1	4%	C Levin	C	2	3%	4	17%
J Tartt	SS		62 100%			K Byard	FS		59 100%		
J Norman	CB		62 100%			K Fulton	CB		59 100%		
A Thomas	CB		62 100%			A Hooker	FS		58 98%	6	26%
N Bosa	DE		54 87%	1	4%	B Skrine	CB		58 98%	5	22%
A Armstead	DE		53 85%	8	35%	J Simmons	DT		54 92%	4	17%
A Al-Shaair	LB		50 81%	1	4%	H Landry	LB		54 92%		
K Williams	CB		41 66%	1	4%	R Evans	LB		44 75%		
S Ebukam	DE		40 65%	1	4%	Z Cunningham	LB		43 73%	5	22%
M Harris	LB		26 42%	19	83%	D Autry	DE		38 64%	4	17%
D Jones	DT		24 39%	6	26%	B Dupree	LB		37 63%		
K Street	DE		22 35%			J Jenkins	CB		37 63%		
A Key	DE		18 29%	5	22%	N Jones	DT		35 59%	3	13%
K Givens	DT		15 24%	1	4%	T Tart	DT		17 29%	4	17%
J Willis	DE		13 21%	9	39%	J Brown	LB		16 27%	9	39%
C Omenihu	DE		12 19%	4	17%	D Cruikshank	SS		15 25%	18	78%
J Wilson	SS		4 6%	19	83%	K Peko	DT		14 24%	5	22%
D Flannigan-Fowles	LB			19	83%	K Strong	DE		7 12%		
D Johnson	CB			15	65%	N Dzubnar	LB		1 2%	19	83%
B Hill	RB			15	65%	D Cole	LB		1 2%	19	83%
C Robinson	LB			13	57%	M Farley	FS		1 2%	18	78%
R Cracraft	WR			13	57%	G Mabin	CB		1 2%		
D Lenoir	CB			12	52%	O Adeniyi	LB			19	83%
M Wishnowsky	P			8	35%	C Jackson	CB			10	43%
T Pepper	LS			5	22%	B Kern	P			9	39%
R Gould	K			4	17%	M Cox	LS			9	39%
J Brendel	C			3	13%						

A Banks

G

3

13% R Bullock

K

9

39%

C DiLauro

T

4

17%

2021 TENNESSEE TITANS REGULAR SEASON STATISTICS

Won 10, Lost 5					
Date	W-L	Score	OT	Opponent	Attendance
09/12	L	13-38		Arizona	67,216
09/19	W	33-30	OT	at Seattle	68,585
09/26	W	25-16		Indianapolis	67,914
10/03	L	24-27	OT	at N.Y. Jets	70,232
10/10	W	37-19		at Jacksonville	58,282
10/18	W	34-31		Buffalo	69,419
10/24	W	27-3		Kansas City	69,484
10/31	W	34-31	OT	at Indianapolis	59,175
11/07	W	28-16		at L.A. Rams	71,785
11/14	W	23-21		New Orleans	69,414
11/21	L	13-22		Houston	67,395
11/28	L	13-36		at New England	65,878
12/12	W	20-0		Jacksonville	67,808
12/19	L	13-19		at Pittsburgh	59,521
12/23	W	20-17		San Francisco	69,361
01/02				Miami	
01/09				at Houston	

Statistic	Tenn.	Opp.
Total First Downs	322	297
Rushing	121	80
Passing	171	182
Penalty	30	35
3rd Down: Made/Att	88/208	70/187
3rd Down Pct.	42.3	37.4
4th Down: Made/Att	14/23	12/20
4th Down Pct.	60.9	60.0
Possession Avg.	32:35	27:25
Total Net Yards	5109	4998
Avg. Per Game	340.6	333.2
Total Plays	1009	924
Avg. Per Play	5.1	5.4
Net Yards Rushing	2082	1300
Avg. Per Game	138.8	86.7
Total Rushes	479	331
Net Yards Passing	3027	3698
Avg. Per Game	201.8	246.5
Sacked/Yards Lost	45/311	37/281
Gross Yards	3338	3979
Att./Completions	485/323	556/354
Completion Pct.	66.6	63.7
Had Intercepted	14	15
Punts/Average	50/43.9	58/45.3
Net Punting Avg.	50/39.4	58/39.4
Penalties/Yards	92/861	109/950
Fumbles/Ball Lost	22/11	17/5
Touchdowns	41	35
Rushing	21	14
Passing	16	21
Returns	4	0

Score By Periods	Q1	Q2	Q3	Q4	OT	PTS
Team	54	136	65	96	6	357
Opponents	56	109	74	84	3	326

Scoring	TD	Rush	Rec	Ret	K-PAT	FG	S	PTS
Bullock	0	0	0	0	34/37	24/28	0	106
Henry	10	10	0	0			0	62
Tannehill	7	7	0	0			0	42
A.J. Brown	4	0	4	0			0	24
Pruitt	3	0	3	0			0	20
Westbrook-Ikhine	3	0	3	0			0	18
Byard	2	0	0	2			0	12
Foreman	2	2	0	0			0	12
Swaim	2	0	2	0			0	12
Batson	1	0	1	0			0	6
Firkser	1	0	0	1			0	6
Fitzpatrick	1	0	1	0			0	6
Hilliard	1	1	0	0			0	6
McNichols	1	0	1	0			0	6
Molden	1	0	0	1			0	6
Peterson	1	1	0	0			0	6
Rogers	1	0	1	0			0	6
Badgley	0	0	0	0	1/2	0/1	0	1
Team	41	21	16	4	35/39	24/29	0	357
Opponents	35	14	21	0	27/32	29/35	0	326

2-Pt Conv: Henry, Pruitt, TM 2-2; OP 1-3

Sacks: Landry 11, Autry 8, Simmons 7.5, Dupree 3, Adeniyi 2.5, N. Jones 2.5, Roberson 1.5, Byard 1, TM 37, OPP 45

FUM/Lost: Tannehill 9/4, Rogers 3/1, Firkser 2/1, Hilliard 2/1, Blasingame 1/1, Brewer 1/0, Foreman 1/1, Henry 1/0, McMath 1/1, Westbrook-Ikhine 1/1

Rushing	No.	Yds	Avg	Long	TD
Henry	937	4.3	76t	10	
Foreman	86	365	4.2	30	2
Tannehill	49	265	5.4	28	7
Hilliard	39	248	6.4	68t	1
McNichols	39	142	3.6	14	0
Peterson	27	82	3.0	16	1
Batson	2	15	7.5	11	0
A.J. Brown	2	10	5.0	7	0
Rogers	1	9	9.0	9	0
D. Evans	2	7	3.5	5	0
Blasingame	3	6	2.0	3	0
Sargent	2	4	2.0	2	0
M. Johnson	2	-2	-1.0	5	0
Woodside	6	-6	-1.0	-1	0
Team	479	2082	4.3	76t	21
Opponents	331	1300	3.9	58	14

Receiving	No.	Yds	Avg	Long	TD
A.J. Brown	57	760	13.3	57t	4
Westbrook-Ikhine	34	398	11.7	46	3
McNichols	28	240	8.6	27	1
Firkser	27	211	7.8	14	0
Swaim	27	199	7.4	26	2
Ju. Jones	26	376	14.5	51	0
Rogers	26	284	10.9	39	1
Henry	18	154	8.6	16	0
Hilliard	15	53	3.5	10	0
Pruitt	14	145	10.4	22	3
Reynolds	10	90	9.0	12	0
M. Johnson	9	160	17.8	50	0
Foreman	8	108	13.5	39	0
Fitzpatrick	5	49	9.8	18t	1
Hollister	4	33	8.3	14	0
Peterson	4	8	2.0	5	0
Hudson	3	31	10.3	14	0
Batson	2	15	7.5	13	1
D. Evans	2	11	5.5	6	0
McMath	2	8	4.0	9	0
Hooker	1	6	6.0	6	0
Blasingame	1	-1	-1.0	-1	0
Team	323	3338	10.3	57t	16
Opponents	354	3979	11.2	68t	21

Interceptions	No.	Yds	Avg	Long	TD
Byard	5	66	13.2	24t	1
Fulton	2	13	6.5	13	0
R. Evans	2	1	0.5	1	0
Hooker	1	21	21.0	21	0
Skrine	1	17	17.0	17	0
Long	1	6	6.0	6	0
J. Brown	1	2	2.0	2	0
Molden	1	2	2.0	2t	1
Jenkins	1	0	0.0	0	0
Team	15	128	8.5	24t	2
Opponents	14	252	18.0	82	0

Punting	No.	Yds	Avg	Net	TB	In	Lg	B
Kern	39	1731	44.4	40.1	1	14	59	0
Townsend	11	465	42.3	37.0	1	2	63	0
Team	50	2196	43.9	39.4	2	16	63	0
Opponents	58	2626	45.3	39.4	5	22	66	0

Punt Returns	Ret	FC	Yds	Avg	Long	TD
Rogers	23	18	242	10.5	55	0
Jackson	0	0	0	---	0	0
Kinsey	0	1	0	---	---	0
Team	23	19	242	10.5	55	0
Opponents	17	15	184	10.8	18	0

Kickoff Returns	No.	Yds	Avg	Long	TD
Rogers	14	282	20.1	37	0
M. Johnson	9	179	19.9	31	0
Batson	5	80	16.0	20	0
Hilliard	5	107	21.4	26	0
McNichols	2	31	15.5	16	0
D. Evans	1	17	17.0	17	0
Team	36	696	19.3	37	0
Opponents	35	720	20.6	37	0

Field Goals	1-19	20-29	30-39	40-49	50+
Bullock	0/0	4/4	12/12	7/11	1/1
Badgley	0/0	0/0	0/0	0/1	0/0
Team	0/0	4/4	12/12	7/12	1/1
Opponents	0/0	12/12	7/7	7/8	3/8

Bullock: () (33G,30G,24G,44N,36G) (32G) (44G,46G,36G,49N) (34G) (43G,38G) (34G,51G) (46G,44G) () (28G, 36G,36G) () (44N) (47N,44G,29G) (26G,32G) (38G,44G)
TM: (46N) (33G,30G,24G,44N,36G) (32G) (44G,46G,36G,49N) (34G) (43G,38G) (34G,51G) (46G,44G) () (28G,36G,36G) () (44N) (47N,44G,29G) (26G,32G) (38G,44G)
OPP: (34G,43N) (31G) (43G,28G,24G,51N) (27G,22G) (53N) (24G,28G,52G) (42G,57N) (34G) (34G,22G,54G) (20G) (43G,24G,37G) (22G,37G,44G,53N,28G,52G) () (36G,56N,28G,46G,48G) (48G)

Passing	Att	Cmp	Yds	Cmp%	Yds/Att	TD	TD%	Int	Int%	Long	Sack/Lost	Rating
Tannehill	481	321	3327	66.7	6.92	15	3.1	14	2.9	57t	45/311	84.8
A.J. Brown	2	0	0	0.0	0.00	0	0.0	0	0.0	---	0/0	39.6
M. Farley	1	1	6	100.0	6.00	0	0.0	0	0.0	6	0/0	91.7
Henry	1	1	5	100.0	5.00	1	100.0	0	0.0	5t	0/0	127.1
Team	485	323	3338	66.6	6.88	16	3.3	14	2.9	57t	45/311	85.2
Opponents	556	354	3979	63.7	7.16	21	3.8	15	2.7	68t	37/281	86.3

CROWN 'EM: TITANS WIN AFC SOUTH WITH 34-3 WIN OVER THE DOLPHINS

**BY JIM WYATT
TENNESSEE TITANS
JANUARY 3, 2022**

NASHVILLE – Crown the Titans
AFC South champs.

Again.

The Titans captured the division
title on Sunday with an impressive
34-3 win over the Dolphins at
Nissan Stadium.

The win improved Tennessee's
record to 11-5, and it also
accomplished this:

-Gave the organization its first back-
to-back division titles since the
Houston Oilers won three AFL
Eastern Division titles from 1960 to
1962.

-Clinched the Titans' third
consecutive playoff berth. It's the
organization's first time doing so
since a franchise-record seven
consecutive playoff appearances
from 1987 to 1993.

-Gave the Titans their second
consecutive season with at least 11
wins. The last time they did so was
2002 (11 wins) and 2003 (12).

With a week left in the regular
season, the Titans are now the No.1
seed in the AFC after Kansas City's
loss to the Bengals on Sunday.

But even during their post-game
celebration, when players sported
AFC South champion hats and t-
shirts, the message was clear: The
Titans are far from satisfied.

"That was a battle I was having in
(the locker room) myself," Titans
quarterback Ryan Tannehill said.
"I'm thinking: Try to enjoy the
moment and celebrate, but I'm going
around telling the guys that we're
just getting started. It's a big step
and enjoy it, but we're just getting
started. We've got a long way to go
and that was kind of my message

going around to the guys.
Congratulate them but thinking
back of my mind, (thinking) we've
got a long way to go and we're just
getting started. Definitely try to
enjoy the moment and celebrate
today for what it is, but just knowing
in the back of our minds that our
ultimate goals aren't done yet.
We've still got a long way to go."

Titans head coach Mike Vrabel will
remind his players of this plenty
before next Sunday's game vs the
Texans. The Titans need to win that
game to clinch the No.1 seed in the
AFC, which would come with a
first-round bye in the playoffs.

"I think winning takes care of
everything," Vrabel said. "And
that's what we tell them all the time,
and that the mentality was that we
were just getting started. We'll have
to prepare for a team that's been
playing really well and that's already
beaten us once this year."

The Titans took control of Sunday's
game early, and never looked back.

Running back D'Onta Foreman ran
for 132 yards and a touchdown for
the Titans in the contest, and
quarterback Ryan Tannehill threw
two touchdown passes while
throwing for 120 yards.

Meanwhile, the Titans defense
swarmed Dolphins quarterback Tua
Tagovailoa all day, sacking him
four times while creating two
turnovers.

"We had to worry about ourselves
and we had to win today," Titans
receiver A.J. Brown said. "We are
not really worried about anyone else
no matter what cards we were dealt.
We had to win today, and we got the
win today. Next week, it's going to
be winning next week, against
Houston. We know that right now,
it's playoff football. And we are
already trying to get in form,
because it gets tougher."

The Titans took a 7-0 lead in the first
quarter on a one-yard touchdown
pass from Tannehill to tight end
Geoff Swaim.

After cornerback Elijah Molden
recovered a fumble by Tagovailoa at
the Miami 14, the Titans extended
the lead to 10-0 on a 23-yard field
goal by kicker Randy Bullock.

After the Dolphins cut the lead to
10-3 on a 39-yard field goal by
kicker Jason Sanders, the Titans
answered back with a beautiful
scoring drive, which was capped off
with a 21-yard touchdown run by
Foreman. The sprint to the end zone
put an exclamation point on an 11-
play, 75-yard drive, and it gave the
Titans a 17-3 lead at the half.

The Titans then extended their lead
to 24-3 with 7:42 remaining on a 15-
yard touchdown pass from
Tannehill to tight end Anthony
Firkser before a 44-yard field goal
by Bullock made it 27-3 with 2:58
left.

Late in the contest, running back
Dontrell Hilliard busted loose for a
39-yard touchdown run to make it
34-3.

And, in the cold rain, Titans fans
and players celebrated as the final
seconds ticked off the clock.

Yes, the Titans are AFC South
champs once again.

But they're far from satisfied.

"I'm pretty sure everybody that's
going to come up here is going to
echo it that we're not done yet. The
season's just getting started. There's
a lot more meat out there on the
bone," Titans safety Kevin Byard
said.

"I just think that the mentality this
year is just not satisfied with
anything. Not satisfied with division
champs. We're trying to go win a
Super Bowl for this entire city."

###

Week 17

National Football League Game Summary

NFL Copyright © 2021 by The National Football League. All rights reserved. This summary and play-by-play is for the express purpose of assisting media in their coverage of the game; any other use of this material is prohibited without the written permission of the National Football League.

Date: Sunday, 1/2/2022

Miami Dolphins at Tennessee Titans
at Nissan Stadium, Nashville, TN

Start Time: 12:03 PM CST

Game Day Weather

Game Weather: Cloudy

Temp: 36° F (2.2° C) Humidity: 96%, Wind: N 11 mph

Played Open Stadium on Turf: Grass

Outdoor Weather: Cloudy, Wind Chill: 31

Officials

Referee: Smith, Shawn (14)
Line Judge: Dolce, Michael (123)
Back Judge: Paganelli, Dino (105)

Umpire: Neale, Bryan (92)
Field Judge: Prioleau, Dyrol (109)
Replay Official: Wimmer, Mike (0)

Down Judge: Hittner, Mark (28)
Side Judge: Cavaletto, Gary (60)

Lineups

Miami Dolphins			Tennessee Titans			
Offense		Defense	Offense		Defense	
WR 11	D.Parker	DT 92	Z.Sieler	WR 15	N.Westbrook-Ikhine	
TE 81	D.Smythe	DL 91	E.Ogbah	TE 85	M.Pruitt	
LT 74	L.Eichenberg	NT 98	R.Davis	TE 87	G.Swaim	
LG 73	A.Jackson	DL 94	C.Wilkins	LT 77	T.Lewan	
C 63	M.Deiter	LB 55	J.Baker	LG 76	R.Saffold	
RG 68	R.Hunt	LB 52	E.Roberts	C 60	B.Jones	
RT 77	J.Davis	LB 43	A.Van Ginkel	RG 64	N.Davis	
WR 87	I.Ford	CB 24	By.Jones	RT 72	D.Quessenberry	
WR 17	J.Waddle	CB 25	X.Howard	WR 11	A.Brown	
QB 1	T.Tagovailoa	S 29	Br.Jones	QB 17	R.Tannehill	
RB 28	D.Johnson	S 8	J.Holland	RB 40	D.Hilliard	
					NT 90	N.Jones
					DT 98	J.Simmons
					OLB 58	H.Landry
					OLB 48	B.Dupree
					ILB 54	R.Evans
					LB 41	Z.Cunningham
					CB 26	K.Fulton
					CB 20	J.Jenkins
					DB 24	E.Molden
					S 31	K.Byard
					S 37	A.Hooker

Substitutions

P 5 M.Palardy, K 7 J.Sanders, QB 14 J.Brissett, LB 15 J.Phillips, S 21 E.Rowe, CB 27 J.Coleman, RB 31 P.Lindsay, DB 35 C.Milton, RB 37 M.Gaskin, CB 40 N.Needham, S 42 C.Fejedelem, LS 44 B.Ferguson, LB 45 D.Riley, LB 49 S.Eguavoen, LB 50 C.Munson, LB 57 B.Scarlett, G 66 S.Kindley, DL 70 A.Butler, TE 80 A.Shaheen, TE 82 C.Carter, WR 83 K.Merritt, WR 86 M.Hollins, TE 88 M.Gesicki

Substitutions

QB 5 L.Woodside, P 6 B.Kern, RB 7 D.Foreman, WR 10 D.Fitzpatrick, K 14 R.Bullock, S 21 M.Farley, RB 28 J.McNichols, DB 29 D.Cruikshank, DB 35 C.Jackson, CB 38 B.Skrine, LB 42 Jo.Jones, FB 45 K.Blasingame, LS 46 M.Cox, LB 49 N.Dzubnar, LB 51 D.Long, LB 53 D.Cole, G 61 C.Levin, G/C 62 A.Brewer, OL 75 D.Radunz, WR 80 C.Rogers, WR 81 R.McMath, TE 86 A.Firkser, OLB 92 O.Adeniyi, DT 93 T.Tart, DT 95 K.Peko, DL 96 D.Autry

Did Not Play

WR 2 A.Wilson, OL 62 G.Mancz, G 65 R.Jones

Did Not Play

CB 23 C.Jones, CB 30 G.Mabin, OLB 50 D.Roberson, DL 91 L.Murchison

Not Active

CB 6 T.Williams, RB 26 S.Ahmed, LB 41 D.Hodge, LB 47 V.Biegel, C 64 C.Tom, TE 84 H.Long

Not Active

CB 23 C.Jones, CB 30 G.Mabin, OLB 50 D.Roberson, DL 91 L.Murchison

Field Goals (made () & missed)

J.Sanders	(39) 53CR	R.Bullock	(23) (44)				
		1	2	3	4	OT	Total
VISITOR: Miami Dolphins		0	3	0	0	0	3
HOME: Tennessee Titans		7	10	0	17	0	34

Scoring Plays

Team	Qtr	Time	Play Description (Extra Point) (Drive Info)	Visitor	Home
Titans	1	1:24	G.Swaim 1 yd. pass from R.Tannehill (R.Bullock kick) (8-46, 4:11)	0	7
Titans	2	14:15	R.Bullock 23 yd. Field Goal (4-9, 1:50)	0	10
Dolphins	2	9:43	J.Sanders 39 yd. Field Goal (10-54, 4:32)	3	10
Titans	2	3:18	D.Foreman 21 yd. run (R.Bullock kick) (11-75, 6:25)	3	17
Titans	4	7:42	A.Firkser 15 yd. pass from R.Tannehill (R.Bullock kick) (5-58, 2:38)	3	24
Titans	4	2:58	R.Bullock 44 yd. Field Goal (7-18, 2:46)	3	27
Titans	4	1:53	D.Hilliard 39 yd. run (R.Bullock kick) (3-38, 0:56)	3	34

Paid Attendance: 69,091

Time: 2:59

Final Individual Statistics

Miami Dolphins

RUSHING	ATT	YDS	AVG	LG	TD
D.Johnson	7	49	7.0	16	0
M.Gaskin	5	23	4.6	8	0
P.Lindsay	2	1	0.5	1	0
T.Tagovailoa	2	1	0.5	1	0
Total	16	74	4.6	16	0

PASSING	ATT	CMP	YDS	SK/YD	TD	LG	IN	RT
T.Tagovailoa	38	18	205	4/23	0	45	1	53.1
M.Gesicki	1	0	0	0/0	0	0	0	39.6
Total	39	18	205	4/23	0	45	1	51.8

PASS RECEIVING	TAR	REC	YDS	AVG	LG	TD
M.Gesicki	7	4	51	12.8	15	0
D.Parker	13	4	46	11.5	20	0
J.Waddle	7	3	47	15.7	45	0
D.Smythe	3	3	37	12.3	21	0
D.Johnson	3	2	16	8.0	10	0
P.Lindsay	1	1	8	8.0	8	0
I.Ford	2	1	0	0.0	0	0
M.Hollins	1	0	0	0.0	0	0
M.Gaskin	1	0	0	0.0	0	0
Total	38	18	205	11.4	45	0

INTERCEPTIONS	NO	YDS	AVG	LG	TD
Total	0	0	0	0	0

PUNTING	NO	YDS	AVG	NET	TB	IN20	LG
M.Palardy	4	147	36.8	29.8	0	1	42
Total	4	147	36.8	29.8	0	1	42

PUNT RETURNS	NO	YDS	AVG	FC	LG	TD
J.Waddle	1	15	15.0	0	15	0
C.Milton	1	0	0.0	0	0	0
[DOWNED]	2	0	0.0	0	0	0
Total	2	15	7.5	0	15	0

KICKOFF RETURNS	NO	YDS	AVG	FC	LG	TD
P.Lindsay	2	34	17.0	0	18	0
[TOUCHBACK]	5	0	0.0	0	0	0
Total	2	34	17.0	0	18	0

Tennessee Titans

RUSHING	ATT	YDS	AVG	LG	TD
D.Foreman	26	132	5.1	35	1
D.Hilliard	8	45	5.6	39	1
J.McNichols	2	14	7.0	12	0
R.Tannehill	4	7	1.8	5	0
Total	40	198	5.0	39	2

PASSING	ATT	CMP	YDS	SK/YD	TD	LG	IN	RT
R.Tannehill	18	13	120	1/10	2	28	0	127.1
Total	18	13	120	1/10	2	28	0	127.1

PASS RECEIVING	TAR	REC	YDS	AVG	LG	TD
D.Hilliard	3	3	33	11.0	28	0
A.Firkser	3	3	24	8.0	15	1
G.Swaim	3	3	9	3.0	5	1
A.Brown	5	2	41	20.5	25	0
C.Rogers	2	2	13	6.5	7	0
N.Westbrook-Ikhine	2	0	0	0.0	0	0
Total	18	13	120	9.2	28	2

INTERCEPTIONS	NO	YDS	AVG	LG	TD
D.Long	1	0	0.0	0	0
Total	1	0	0.0	0	0

PUNTING	NO	YDS	AVG	NET	TB	IN20	LG
B.Kern	4	177	44.3	40.5	0	3	52
Total	4	177	44.3	40.5	0	3	52

PUNT RETURNS	NO	YDS	AVG	FC	LG	TD
C.Rogers	3	28	9.3	1	11	0
Total	3	28	9.3	1	11	0

KICKOFF RETURNS	NO	YDS	AVG	FC	LG	TD
D.Hilliard	1	24	24.0	0	24	0
[TOUCHBACK]	1	0	0.0	0	0	0
Total	1	24	24.0	0	24	0

Miami Dolphins

FUMBLES	FUM	LOST	OWN-REC	YDS	TD	FORCED	OPP-REC	YDS	TD	OUT-BDS
T.Tagovailoa	3	1	0	-1	0	0	0	0	0	0
C.Milton	1	0	0	0	0	0	0	0	0	1
L.Eichenberg	0	0	1	0	0	0	0	0	0	0
D.Johnson	0	0	1	0	0	0	0	0	0	0
Total	4	1	2	-1	0	0	0	0	0	1

Tennessee Titans

FUMBLES	FUM	LOST	OWN-REC	YDS	TD	FORCED	OPP-REC	YDS	TD	OUT-BDS
R.Tannehill	1	0	0	-4	0	0	0	0	0	0
D.Hilliard	0	0	1	0	0	0	0	0	0	0
K.Peko	0	0	0	0	0	1	0	0	0	0
E.Molden	0	0	0	0	0	0	1	0	0	0
Total	1	0	1	-4	0	1	1	0	0	0

Final Team Statistics

	Visitor Dolphins	Home Titans
TOTAL FIRST DOWNS	16	17
By Rushing	3	7
By Passing	11	7
By Penalty	2	3
THIRD DOWN EFFICIENCY	3-12-25.0%	7-15-46.7%
FOURTH DOWN EFFICIENCY	1-3-33.3%	1-1-100.0%
TOTAL NET YARDS	256	308
Total Offensive Plays (inc. times thrown passing)	59	59
Average gain per offensive play	4.3	5.2
NET YARDS RUSHING	74	198
Total Rushing Plays	16	40
Average gain per rushing play	4.6	5.0
Tackles for a loss-number and yards	0-0	5-10
NET YARDS PASSING	182	110
Times thrown - yards lost attempting to pass	4-23	1-10
Gross yards passing	205	120
PASS ATTEMPTS-COMPLETIONS-HAD INTERCEPTED	39-18-1	18-13-0
Avg gain per pass play (inc.# thrown passing)	4.2	5.8
KICKOFFS Number-In End Zone-Touchbacks	2-1-1	7-5-5
PUNTS Number and Average	4-36.8	4-44.3
Had Blocked	0	0
FGs - PATs Had Blocked	0-0	0-0
Net Punting Average	29.8	40.5
TOTAL RETURN YARDAGE (Not Including Kickoffs)	15	28
No. and Yards Punt Returns	2-15	3-28
No. and Yards Kickoff Returns	2-34	1-24
No. and Yards Interception Returns	0-0	1-0
PENALTIES Number and Yards	5-55	6-70
FUMBLES Number and Lost	4-1	1-0
TOUCHDOWNS	0	4
Rushing	0	2
Passing	0	2
EXTRA POINTS Made-Attempts	0-0	4-4
Kicking Made-Attempts	0-0	4-4
FIELD GOALS Made-Attempts	1-2	2-2
RED ZONE EFFICIENCY	0-0-0%	2-3-67%
GOAL TO GO EFFICIENCY	0-0-0%	1-1-100%
SAFETIES	0	0
FINAL SCORE	3	34
TIME OF POSSESSION	26:48	33:12

Ball Possession And Drive Chart

Miami Dolphins

#	Time Recd	Time Lost	Time Poss	How Ball Obtained	Drive Began	# Play	Yds Gain	Yds Pen	Net Yds	1st Down	Last Scrm	How Given Up
1	15:00	10:55	4:05	Kickoff	MIA 17	5	30	-5	25	2	MIA 42	Punt
2	9:54	8:51	1:03	Punt	MIA 33	3	1	0	1	0	MIA 34	Punt
3	6:39	5:35	1:04	Punt	MIA 14	3	1	0	1	0	MIA 15	Punt
4	1:24	1:05	0:19	Kickoff	MIA 26	2	-7	0	-7	0	MIA 26	Fumble
5	14:15	9:43	4:32	Kickoff	MIA 25	10	54	0	54	3	TEN 21	Field Goal
6	3:18	1:04	2:14	Kickoff	MIA 25	7	29	0	29	2	TEN 46	Punt
7	9:31	4:31	5:00	Punt	MIA 2	10	48	15	63	4	TEN 35	Missed FG
8	14:51	10:20	4:31	Punt	MIA 7	10	66	-15	51	3	TEN 27	Downs
9	7:42	5:44	1:58	Kickoff	MIA 25	7	19	0	19	1	MIA 44	Downs
10	2:58	2:49	0:09	Kickoff	MIA 25	1	0	0	0	0	MIA 25	Interception
11	1:53	0:00	1:53	Kickoff	MIA 25	3	14	15	29	1	TEN 49	End of Game

(224) Average MIA 20

Tennessee Titans

#	Time Recd	Time Lost	Time Poss	How Ball Obtained	Drive Began	# Play	Yds Gain	Yds Pen	Net Yds	1st Down	Last Scrm	How Given Up
1	10:55	9:54	1:01	Punt	TEN 30	3	0	0	0	0	TEN 30	Punt
2	8:51	6:39	2:12	Punt	TEN 38	3	6	0	6	0	TEN 44	Punt
3	5:35	1:24	4:11	Punt	MIA 46	8	51	-5	46	4	* MIA 1	Touchdown
4	1:05	14:15	1:50	Fumble	MIA 14	4	9	0	9	0	* MIA 5	Field Goal
5	9:43	3:18	6:25	Kickoff	TEN 25	11	67	8	75	5	MIA 21	Touchdown
6	1:04	0:00	1:04	Punt	TEN 14	2	9	0	9	0	TEN 16	End of Half
7	15:00	9:31	5:29	Kickoff	TEN 25	9	42	-15	27	2	MIA 48	Punt
8	4:31	14:51	4:40	Missed FG	TEN 43	6	21	-8	13	2	MIA 44	Punt
9	10:20	7:42	2:38	Downs	TEN 42	5	58	0	58	2	* MIA 15	Touchdown
10	5:44	2:58	2:46	Downs	MIA 44	7	3	15	18	1	MIA 26	Field Goal
11	2:49	1:53	0:56	Interception	MIA 38	3	38	0	38	1	MIA 39	Touchdown

(475) Average TEN 43

* inside opponent's 20

Time of Possession by Quarter		1st	2nd	3rd	4th	OT	Total
Visitor	Miami Dolphins	6:31	6:46	5:00	8:31		26:48
Home	Tennessee Titans	8:29	8:14	10:00	6:29		33:12

Kickoff Drive No.-Start Average

Dolphins: 7 - MIA 24

Titans: 2 - TEN 25

First Quarter

TEN wins the coin toss and elects to defer. MIA elects to Receive, and TEN elects to defend the north goal.

R.Bullock kicks 64 yards from TEN 35 to MIA 1. P.Lindsay to MIA 17 for 16 yards (C.Jackson).

Miami Dolphins at 15:00, (1st play from scrimmage 14:54)

- 1-10-MIA 17 (14:54) (Shotgun) T.Tagovailoa pass deep middle to D.Parker to MIA 37 for 20 yards (K.Fulton) P1
- 1-10-MIA 37 (14:18) T.Tagovailoa pass short right to M.Gaskin pushed ob at TEN 49 for 14 yards (K.Byard).
- PENALTY on MIA-A.Jackson, Ineligible Downfield Pass, 5 yards, enforced at MIA 37 - No Play.
- 1-15-MIA 32 (13:49) (Shotgun) D.Johnson up the middle to MIA 48 for 16 yards (A.Hooker) R2
- 1-10-MIA 48 (13:10) (Shotgun) D.Johnson up the middle to MIA 48 for no gain (J.Simmons).
- 2-10-MIA 48 (12:27) (Shotgun) T.Tagovailoa pass short middle to J.Waddle to MIA 48 for no gain (A.Hooker).
- 3-10-MIA 48 (11:44) (Shotgun) T.Tagovailoa sacked at MIA 42 for -6 yards (D.Autry).
- 4-16-MIA 42 (11:07) M.Palardy punts 37 yards to TEN 21, Center-B.Ferguson. C.Rogers to TEN 30 for 9 yards (D.Riley).

Tennessee Titans at 10:55

- 1-10-TEN 30 (10:55) D.Hilliard left tackle to TEN 30 for no gain (C.Wilkins).
- 2-10-TEN 30 (10:16) R.Tannehill pass incomplete short right to A.Brown.
- 3-10-TEN 30 (10:12) (Shotgun) R.Tannehill pass incomplete deep right to N.Westbrook-Ikhine (X.Howard).
- 4-10-TEN 30 (10:07) B.Kern punts 52 yards to MIA 18, Center-M.Cox. J.Waddle to MIA 33 for 15 yards (D.Cruikshank).

Miami Dolphins at 9:54

- 1-10-MIA 33 (9:54) (Shotgun) T.Tagovailoa pass incomplete deep right to J.Waddle.
- 2-10-MIA 33 (9:49) (Shotgun) D.Johnson right tackle to MIA 34 for 1 yard (N.Jones, H.Landry).
- 3-9-MIA 34 (9:07) (Shotgun) T.Tagovailoa pass incomplete short left to M.Hollins.
- 4-9-MIA 34 (9:01) M.Palardy punts 36 yards to TEN 30, Center-B.Ferguson. C.Rogers to TEN 38 for 8 yards (C.Fejedelem).

Tennessee Titans at 8:51

- 1-10-TEN 38 (8:51) D.Foreman up the middle to TEN 42 for 4 yards (E.Ogbah).
- 2-6-TEN 42 (8:14) (Shotgun) D.Hilliard left end to TEN 47 for 5 yards (J.Holland).
- 3-1-TEN 47 (7:29) D.Foreman up the middle to TEN 44 for -3 yards (E.Roberts, C.Wilkins).
- 4-4-TEN 44 (6:46) B.Kern punts 38 yards to MIA 18, Center-M.Cox. C.Milton MUFFS catch, ball out of bounds at MIA 14.

Miami Dolphins at 6:39

- 1-10-MIA 14 (6:39) (Shotgun) P.Lindsay up the middle to MIA 14 for no gain (Z.Cunningham, H.Landry).
- Penalty on MIA-D.Smythe, Illegal Shift, declined.
- 2-10-MIA 14 (6:16) (Shotgun) T.Tagovailoa pass incomplete short left to D.Parker (K.Fulton).
- 3-10-MIA 14 (6:13) (Shotgun) T.Tagovailoa scrambles left end ran ob at MIA 15 for 1 yard (D.Autry).
- 4-9-MIA 15 (5:44) M.Palardy punts 42 yards to TEN 43, Center-B.Ferguson. C.Rogers to MIA 46 for 11 yards (A.Van Ginkel).

Tennessee Titans at 5:35

- 1-10-MIA 46 (5:35) R.Tannehill pass incomplete short right to A.Brown.
- 2-10-MIA 46 (5:30) PENALTY on TEN-T.Lewan, False Start, 5 yards, enforced at MIA 46 - No Play.
- 2-15-TEN 49 (5:30) R.Tannehill pass deep right to A.Brown pushed ob at MIA 26 for 25 yards (J.Holland) P1
- 1-10-MIA 26 (4:51) D.Foreman up the middle to MIA 23 for 3 yards (Br.Jones).
- 2-7-MIA 23 (4:13) (Shotgun) R.Tannehill pass short left to D.Hilliard to MIA 21 for 2 yards (J.Baker).
- 3-5-MIA 21 (3:28) (Shotgun) R.Tannehill pass short middle to A.Firkser to MIA 17 for 4 yards (A.Van Ginkel; E.Rowe).
- Timeout #1 by MIA at 02:52.
- 4-1-MIA 17 (2:52) R.Tannehill up the middle to MIA 15 for 2 yards (C.Wilkins) R2
- 1-10-MIA 15 (2:11) D.Foreman up the middle to MIA 1 for 14 yards (J.Holland) R3
- 1-1-MIA 1 (1:27) R.Tannehill pass short right to G.Swaim for 1 yard, TOUCHDOWN. P4
- R.Bullock extra point is GOOD, Center-M.Cox, Holder-B.Kern.

MIA 0 TEN 7, 8 plays, 46 yards, 4:11 drive, 13:36 elapsed

R.Bullock kicks 57 yards from TEN 35 to MIA 8. P.Lindsay to MIA 26 for 18 yards (D.Cole).

Miami Dolphins at 1:24, (1st play from scrimmage 1:17)

- 1-10-MIA 26 (1:17) (Shotgun) T.Tagovailoa pass incomplete short right to D.Parker.
- 2-10-MIA 26 (1:13) (Shotgun) T.Tagovailoa sacked at MIA 21 for -5 yards. FUMBLES, touched at MIA 19, RECOVERED by TEN-E.Molden at MIA 14.

Tennessee Titans at 1:05

Miami Dolphins vs Tennessee Titans at Nissan Stadium

1-10-MIA 14 (1:05) D.Foreman right tackle to MIA 14 for no gain (E.Roberts).

2-10-MIA 14 (:26) (Shotgun) D.Foreman up the middle to MIA 10 for 4 yards (C.Wilkins, A.Butler).

END OF QUARTER

	Score	Time Poss	First Downs				Efficiencies	
			R	P	X	T	3 Down	4 Down
Miami Dolphins	0	6:31	1	1	0	2	0/3	0/0
Tennessee Titans	7	8:29	2	2	0	4	0/3	1/1

Tennessee Titans continued.

- 3-6-MIA 10 (15:00) (Shotgun) R.Tannehill pass short middle to A.Firkser to MIA 5 for 5 yards (E.Rowe).
 4-1-MIA 5 (14:18) R.Bullock 23 yard field goal is GOOD, Center-M.Cox, Holder-B.Kern.

MIA 0 TEN 10, 4 plays, 9 yards, 1:50 drive, 0:45 elapsed
--

R.Bullock kicks 65 yards from TEN 35 to end zone, Touchback.

Miami Dolphins at 14:15

- 1-10-MIA 25 (14:15) (Shotgun) D.Johnson up the middle to MIA 39 for 14 yards (K.Byard, A.Hooker). R3
1-10-MIA 39 (13:47) (No Huddle, Shotgun) D.Johnson up the middle to 50 for 11 yards (K.Byard, A.Hooker). R4
1-10-50 (13:15) (No Huddle, Shotgun) P.Lindsay up the middle to TEN 49 for 1 yard (Z.Cunningham).
 2-9-TEN 49 (12:33) (Shotgun) T.Tagovailoa pass short left to P.Lindsay pushed ob at TEN 41 for 8 yards (K.Fulton).
 3-1-TEN 41 (12:00) T.Tagovailoa FUMBLES (Aborted) at TEN 41, recovered by MIA-D.Johnson at TEN 42.
 4-2-TEN 42 (11:11) (Shotgun) T.Tagovailoa pass short left to D.Smythe pushed ob at TEN 27 for 15 yards (Z.Cunningham). P5
1-10-TEN 27 (10:36) (Shotgun) T.Tagovailoa pass incomplete short left to J.Waddle.
 2-10-TEN 27 (10:32) (Shotgun) T.Tagovailoa pass incomplete short middle.
 3-10-TEN 27 (10:27) (Shotgun) D.Johnson up the middle to TEN 21 for 6 yards (D.Long; D.Cruikshank).
 4-4-TEN 21 (9:47) J.Sanders 39 yard field goal is GOOD, Center-B.Ferguson, Holder-M.Palardy.

MIA 3 TEN 10, 10 plays, 54 yards, 4:32 drive, 5:17 elapsed
--

J.Sanders kicks 65 yards from MIA 35 to end zone, Touchback.

Tennessee Titans at 9:43

- 1-10-TEN 25 (9:43) D.Foreman up the middle to TEN 29 for 4 yards (E.Roberts, C.Wilkins).
 2-6-TEN 29 (9:01) D.Foreman left tackle to TEN 34 for 5 yards (J.Baker, J.Phillips).
 3-1-TEN 34 (8:12) R.Tannehill pass short right to G.Swaim pushed ob at TEN 39 for 5 yards (Br.Jones). P5
1-10-TEN 39 (7:38) R.Tannehill pass short middle to A.Brown to MIA 45 for 16 yards (J.Holland). P6
1-10-MIA 45 (6:59) D.Foreman up the middle to MIA 41 for 4 yards (Br.Jones; R.Davis).
 2-6-MIA 41 (6:13) D.Foreman right tackle to MIA 42 for -1 yards (J.Phillips). TEN-M.Pruitt was injured during the play. He is Out.
 3-7-MIA 42 (5:49) (Shotgun) R.Tannehill pass incomplete short left to C.Rogers.
 PENALTY on MIA-N.Needham, Defensive Pass Interference, 8 yards, enforced at MIA 42 - No Play. X7
1-10-MIA 34 (5:44) D.Foreman left tackle to MIA 28 for 6 yards (C.Wilkins; Z.Sieler).
 2-4-MIA 28 (4:57) (Shotgun) D.Hilliard up the middle to MIA 26 for 2 yards (Z.Sieler, E.Roberts).
 3-2-MIA 26 (4:11) R.Tannehill left end ran ob at MIA 21 for 5 yards (X.Howard). R8
 Timeout #1 by TEN at 03:30.
1-10-MIA 21 (3:30) (Shotgun) R.Tannehill pass incomplete deep left to N.Westbrook-Ikhine [N.Needham].
 2-10-MIA 21 (3:25) D.Foreman right tackle for 21 yards, TOUCHDOWN. R9
 R.Bullock extra point is GOOD, Center-M.Cox, Holder-B.Kern.

MIA 3 TEN 17, 11 plays, 75 yards, 1 penalty, 6:25 drive, 11:42 elapsed
--

R.Bullock kicks 65 yards from TEN 35 to end zone, Touchback.

Miami Dolphins at 3:18

- 1-10-MIA 25 (3:18) (Shotgun) T.Tagovailoa pass incomplete short left to M.Gesicki (K.Fulton).
 2-10-MIA 25 (3:14) (Shotgun) D.Johnson up the middle to MIA 26 for 1 yard (N.Jones, Z.Cunningham).
 3-9-MIA 26 (2:32) (Shotgun) T.Tagovailoa pass short left to M.Gesicki pushed ob at MIA 40 for 14 yards (D.Cruikshank). P6

Two-Minute Warning

- 1-10-MIA 40 (2:00) (Shotgun) T.Tagovailoa pass short left to M.Gesicki to TEN 46 for 14 yards (K.Fulton). P7
1-10-TEN 46 (1:27) (No Huddle, Shotgun) T.Tagovailoa pass incomplete deep right to M.Gesicki.
 2-10-TEN 46 (1:21) (Shotgun) T.Tagovailoa pass incomplete short right to D.Parker (E.Molden).
 3-10-TEN 46 (1:16) (Shotgun) T.Tagovailoa pass incomplete short left to D.Parker.
 Penalty on MIA-M.Deiter, Offensive Holding, declined.
 Timeout #2 by TEN at 01:11.
 4-10-TEN 46 (1:11) M.Palardy punts 32 yards to TEN 14, Center-B.Ferguson, fair catch by C.Rogers.

Tennessee Titans at 1:04

- 1-10-TEN 14 (1:04) D.Foreman right tackle to TEN 16 for 2 yards (E.Ogbah).

Miami Dolphins vs Tennessee Titans at Nissan Stadium

2-8-TEN 16 (:21) D.Foreman right tackle to TEN 23 for 7 yards (Br.Jones).

END OF QUARTER

	Score	Time Poss	First Downs				Efficiencies	
			R	P	X	T	3 Down	4 Down
Miami Dolphins	3	6:46	2	3	0	5	1/4	1/1
Tennessee Titans	17	8:14	2	2	1	5	2/3	0/0

Third Quarter

1/2/2022

Play By Play

TEN elects to Receive, and MIA elects to defend the North goal.

J.Sanders kicks 64 yards from MIA 35 to TEN 1. D.Hilliard to TEN 25 for 24 yards (S.Eguavoen).

Tennessee Titans at 15:00. (1st play from scrimmage 14:54)

1-10-TEN 25 (14:54) D.Foreman left guard to TEN 30 for 5 yards (E.Roberts, Z.Sieler). MIA-E.Roberts was injured during the play. His return is Questionable.

2-5-TEN 30 (14:30) R.Tannehill pass short right to G.Swaim pushed ob at TEN 33 for 3 yards (J.Baker).

3-2-TEN 33 (13:50) (Shotgun) R.Tannehill pass short left to C.Rogers ran ob at TEN 40 for 7 yards. P10

1-10-TEN 40 (13:18) D.Foreman up the middle to TEN 43 for 3 yards (C.Wilkins, Z.Sieler).

2-7-TEN 43 (12:19) J.McNichols left guard to TEN 45 for 2 yards (C.Wilkins, Z.Sieler).

3-5-TEN 45 (11:39) (Shotgun) R.Tannehill pass short left to D.Hilliard to MIA 3 for 52 yards (N.Needham). P11

PENALTY on TEN-C.Rogers, Illegal Blindside Block, 15 yards, enforced at MIA 27.

1-10-MIA 42 (11:09) D.Foreman left tackle to MIA 38 for 4 yards (Z.Sieler).

2-6-MIA 38 (10:24) R.Tannehill pass incomplete deep right to A.Brown (J.Holland).

3-6-MIA 38 (10:16) (Shotgun) R.Tannehill sacked at MIA 48 for -10 yards (J.Baker).

4-16-MIA 48 (9:40) B.Kern punts 46 yards to MIA 2, Center-M.Cox, downed by TEN-N.Westbrook-Ikhine.

Miami Dolphins at 9:31

1-10-MIA 2 (9:31) (Shotgun) T.Tagovailoa pass incomplete short left to I.Ford.

2-10-MIA 2 (9:25) (Shotgun) T.Tagovailoa pass short right to D.Parker to MIA 13 for 11 yards (J.Jenkins). P8

1-10-MIA 13 (8:58) (No Huddle, Shotgun) M.Gaskin up the middle to MIA 21 for 8 yards (J.Jenkins, K.Byard).

2-2-MIA 21 (8:20) (No Huddle, Shotgun) M.Gaskin up the middle to MIA 22 for 1 yard (B.Dupree, Z.Cunningham).

3-1-MIA 22 (7:35) J.Brissett pass incomplete deep left to J.Waddle.

PENALTY on TEN-B.Dupree, Roughing the Passer, 15 yards, enforced at MIA 22 - No Play. X9

1-10-MIA 37 (7:29) T.Tagovailoa pass short middle to M.Gesicki to TEN 48 for 15 yards (B.Skrine). P10

1-10-TEN 48 (6:45) (Shotgun) T.Tagovailoa pass short middle to D.Smythe to TEN 27 for 21 yards (R.Evans). P11

1-10-TEN 27 (6:04) T.Tagovailoa pass incomplete short right to J.Waddle.

2-10-TEN 27 (5:59) (Shotgun) T.Tagovailoa pass short left to I.Ford pushed ob at TEN 27 for no gain (J.Jenkins).

3-10-TEN 27 (5:21) (Shotgun) T.Tagovailoa sacked at TEN 35 for -8 yards (H.Landry).

4-18-TEN 35 (4:37) J.Sanders 53 yard field goal is No Good, Hit Crossbar, Center-B.Ferguson, Holder-M.Palardy.

Tennessee Titans at 4:31

1-10-TEN 43 (4:31) D.Foreman right tackle to TEN 46 for 3 yards (E.Ogbah).

2-7-TEN 46 (3:53) R.Tannehill pass short right to C.Rogers pushed ob at MIA 48 for 6 yards (A.Van Ginkel).

3-1-MIA 48 (3:10) D.Hilliard up the middle to MIA 47 for 1 yard (E.Roberts; C.Wilkins). R12

1-10-MIA 47 (2:26) D.Foreman left tackle pushed ob at MIA 27 for 20 yards (X.Howard).

PENALTY on TEN-G.Swaim, Offensive Holding, 10 yards, enforced at MIA 47 - No Play.

1-20-TEN 43 (2:02) (Shotgun) R.Tannehill pass incomplete short middle to A.Brown (X.Howard).

PENALTY on MIA-X.Howard, Defensive Pass Interference, 12 yards, enforced at TEN 43 - No Play. X13

1-10-MIA 45 (1:58) D.Foreman left tackle to MIA 46 for -1 yards (A.Van Ginkel).

PENALTY on TEN-N.Davis, Offensive Holding, 10 yards, enforced at MIA 45 - No Play.

1-20-TEN 45 (1:31) (Shotgun) R.Tannehill pass short middle to D.Hilliard to TEN 48 for 3 yards (E.Roberts).

2-17-TEN 48 (:51) (Shotgun) R.Tannehill FUMBLES (Aborted) at TEN 42, recovered by TEN-D.Hilliard at TEN 44.

3-21-TEN 44 (:06) (Shotgun) J.McNichols up the middle to MIA 44 for 12 yards (J.Baker).

END OF QUARTER

	Score	Time Poss	First Downs				Efficiencies	
			R	P	X	T	3 Down	4 Down
Miami Dolphins	3	5:00	0	3	1	4	0/1	0/0
Tennessee Titans	17	10:00	1	2	1	4	3/5	0/0

Fourth Quarter

Tennessee Titans continued.

4-9-MIA 44 (15:00) B.Kern punts 37 yards to MIA 7, Center-M.Cox, downed by TEN-M.Farley.

Miami Dolphins at 14:51

1-10-MIA 7 (14:51) (Shotgun) T.Tagovailoa pass incomplete short middle to D.Parker.

2-10-MIA 7 (14:47) (Shotgun) T.Tagovailoa pass short right to D.Johnson pushed ob at MIA 17 for 10 yards (Z.Cunningham). P12

1-10-MIA 17 (14:07) (Shotgun) M.Gesicki pass incomplete deep right to M.Gaskin.

2-10-MIA 17 (14:01) (Shotgun) T.Tagovailoa pass short right to D.Johnson to MIA 23 for 6 yards (D.Long).

3-4-MIA 23 (13:16) (Shotgun) T.Tagovailoa pass short middle to D.Parker to MIA 29 for 6 yards (D.Long). P13

1-10-MIA 29 (12:36) (Shotgun) T.Tagovailoa pass deep left to J.Waddle pushed ob at TEN 26 for 45 yards (A.Hooker). P14

1-10-TEN 26 (12:00) Direct snap to M.Gaskin. T.Tagovailoa sacked at TEN 32 for -6 yards (K.Peko). FUMBLES (K.Peko) [K.Peko], recovered by MIA-L.Eichenberg at TEN 28.

2-12-TEN 28 (11:14) (Shotgun) T.Tagovailoa pass short left to D.Smythe pushed ob at TEN 27 for 1 yard (K.Byard, E.Molden).

3-11-TEN 27 (10:30) (Shotgun) T.Tagovailoa pass incomplete deep right to D.Parker.

4-11-TEN 27 (10:25) (Shotgun) T.Tagovailoa pass incomplete deep middle to D.Parker (J.Jenkins).

PENALTY on MIA-D.Parker, Unsportsmanlike Conduct, 15 yards, enforced at TEN 27.

Tennessee Titans at 10:20

1-10-TEN 42 (10:20) D.Foreman left tackle to TEN 42 for no gain (A.Van Ginkel).

Penalty on TEN, Illegal Formation, declined.

2-10-TEN 42 (10:00) D.Foreman right tackle to MIA 49 for 9 yards (J.Holland).

3-1-MIA 49 (9:16) (Shotgun) Direct snap to D.Foreman. D.Foreman up the middle to MIA 14 for 35 yards (X.Howard). R14

1-10-MIA 14 (8:27) D.Hilliard left tackle to MIA 15 for -1 yards (J.Holland).

2-11-MIA 15 (7:46) R.Tannehill pass short right to A.Firkser for 15 yards, TOUCHDOWN. P15

R.Bullock extra point is GOOD, Center-M.Cox, Holder-B.Kern.

MIA 3 TEN 24, 5 plays, 58 yards, 2:38 drive, 7:18 elapsed

R.Bullock kicks 65 yards from TEN 35 to end zone, Touchback.

Miami Dolphins at 7:42

1-10-MIA 25 (7:42) (Shotgun) T.Tagovailoa pass short right to J.Waddle to MIA 27 for 2 yards (D.Autry).

2-8-MIA 27 (7:08) (No Huddle, Shotgun) T.Tagovailoa pass incomplete short right to J.Waddle.

3-8-MIA 27 (7:05) (Shotgun) T.Tagovailoa pass short right to D.Parker pushed ob at MIA 36 for 9 yards (J.Jenkins). P15

1-10-MIA 36 (6:38) (No Huddle, Shotgun) T.Tagovailoa pass incomplete short middle to D.Johnson.

2-10-MIA 36 (6:32) (Shotgun) T.Tagovailoa pass incomplete short left to D.Parker (A.Hooker).

3-10-MIA 36 (6:28) (Shotgun) T.Tagovailoa pass short left to M.Gesicki to MIA 44 for 8 yards (A.Hooker; D.Long).

4-2-MIA 44 (5:47) (Shotgun) T.Tagovailoa pass incomplete deep left to D.Parker.

Tennessee Titans at 5:44

1-10-MIA 44 (5:44) D.Foreman left guard to MIA 42 for 2 yards (Br.Jones).

Timeout #1 by MIA at 05:38.

2-8-MIA 42 (5:38) D.Foreman up the middle to MIA 38 for 4 yards (J.Baker; E.Roberts).

Timeout #2 by MIA at 05:33.

3-4-MIA 38 (5:33) D.Foreman left end to MIA 38 for no gain (Z.Sieler, C.Wilkins).

Timeout #3 by MIA at 05:25.

4-4-MIA 38 (5:25) B.Kern punts 26 yards to MIA 12, Center-M.Cox, fair catch by J.Holland.

PENALTY on MIA-Br.Jones, Roughing the Kicker, 15 yards, enforced at MIA 38 - No Play. X16

1-10-MIA 23 (5:19) D.Foreman up the middle to MIA 26 for -3 yards (C.Wilkins).

2-13-MIA 26 (4:35) D.Foreman left tackle to MIA 26 for no gain (Z.Sieler).

3-13-MIA 26 (3:51) R.Tannehill right end to MIA 26 for no gain (J.Baker).

Timeout #1 by TEN at 03:03.

4-13-MIA 26 (3:03) R.Bullock 44 yard field goal is GOOD, Center-M.Cox, Holder-B.Kern.

MIA 3 TEN 27, 7 plays, 18 yards, 1 penalty, 2:46 drive, 12:02 elapsed

R.Bullock kicks 65 yards from TEN 35 to end zone, Touchback.

Miami Dolphins at 2:58

1-10-MIA 25 (2:58) (Shotgun) T.Tagovailoa pass short middle intended for M.Gesicki INTERCEPTED by D.Long at MIA 38. D.Long to MIA 38 for no gain (M.Gesicki).

Miami Dolphins vs Tennessee Titans at Nissan Stadium

Tennessee Titans at 2:49

1-10-MIA 38 (2:49) D.Hilliard up the middle to MIA 40 for -2 yards (R.Davis).

2-12-MIA 40 (2:09) D.Hilliard up the middle to MIA 39 for 1 yard (J.Holland).

Two-Minute Warning

3-11-MIA 39 (2:00) D.Hilliard right guard for 39 yards, TOUCHDOWN.

R17

R.Bullock extra point is GOOD, Center-M.Cox, Holder-B.Kern.

MIA 3 TEN 34, 3 plays, 38 yards, 0:56 drive, 13:07 elapsed
--

R.Bullock kicks 65 yards from TEN 35 to end zone, Touchback.

Miami Dolphins at 1:53

1-10-MIA 25 (1:53) (Shotgun) M.Gaskin right guard to MIA 31 for 6 yards (D.Cruikshank).

2-4-MIA 31 (1:06) (Shotgun) M.Gaskin up the middle to MIA 31 for no gain (K.Peko).

PENALTY on TEN-K.Peko, Face Mask (15 Yards), 15 yards, enforced at MIA 31 - No Play.

X16

1-10-MIA 46 (1:00) (Shotgun) M.Gaskin up the middle to TEN 49 for 5 yards (T.Tart; K.Peko).

2-5-TEN 49 (:26) (Shotgun) M.Gaskin up the middle to TEN 46 for 3 yards (M.Farley, Jo.Jones).

END OF QUARTER

	Score	Time Poss	First Downs				Efficiencies	
			R	P	X	T	3 Down	4 Down
Miami Dolphins	3	8:31	0	4	1	5	2/4	0/2
Tennessee Titans	34	6:29	2	1	1	4	2/4	0/0

Miscellaneous Statistics Report

Miami Dolphins vs Tennessee Titans
1/2/2022 at Nissan Stadium

Ten Longest Plays for Miami Dolphins

Yards	Qtr	Play Start	Play Description
45	4	1-10-MIA 29	(12:36) (Shotgun) T.Tagovailoa pass deep left to J.Waddle pushed ob at TEN 26 for 45 yards (A.Hooker).
21	3	1-10-TEN 48	(6:45) (Shotgun) T.Tagovailoa pass short middle to D.Smythe to TEN 27 for 21 yards (R.Evans).
20	1	1-10-MIA 17	(14:54) (Shotgun) T.Tagovailoa pass deep middle to D.Parker to MIA 37 for 20 yards (K.Fulton).
16	1	1-15-MIA 32	(13:49) (Shotgun) D.Johnson up the middle to MIA 48 for 16 yards (A.Hooker).
15	2	4-2-TEN 42	(11:11) (Shotgun) T.Tagovailoa pass short left to D.Smythe pushed ob at TEN 27 for 15 yards (Z.Cunningham).
15	3	1-10-MIA 37	(7:29) T.Tagovailoa pass short middle to M.Gesicki to TEN 48 for 15 yards (B.Skrine).
14	2	1-10-MIA 25	(14:15) (Shotgun) D.Johnson up the middle to MIA 39 for 14 yards (K.Byard, A.Hooker).
14	2	3-9-MIA 26	(2:32) (Shotgun) T.Tagovailoa pass short left to M.Gesicki pushed ob at MIA 40 for 14 yards (D.Cruikshank).
14	2	1-10-MIA 40	(2:00) (Shotgun) T.Tagovailoa pass short left to M.Gesicki to TEN 46 for 14 yards (K.Fulton).
11	2	1-10-MIA 39	(13:47) (No Huddle, Shotgun) D.Johnson up the middle to 50 for 11 yards (K.Byard, A.Hooker).

Ten Longest Plays for Tennessee Titans

Yards	Qtr	Play Start	Play Description
39	4	3-11-MIA 39	(2:00) D.Hilliard right guard for 39 yards, TOUCHDOWN.
35	4	3-1-MIA 49	(9:16) (Shotgun) Direct snap to D.Foreman. D.Foreman up the middle to MIA 14 for 35 yards (X.Howard).
25	1	2-15-TEN 49	(5:30) R.Tannehill pass deep right to A.Brown pushed ob at MIA 26 for 25 yards (J.Holland).
21	2	2-10-MIA 21	(3:25) D.Foreman right tackle for 21 yards, TOUCHDOWN.
16	2	1-10-TEN 39	(7:38) R.Tannehill pass short middle to A.Brown to MIA 45 for 16 yards (J.Holland).
15	4	2-11-MIA 15	(7:46) R.Tannehill pass short right to A.Firkser for 15 yards, TOUCHDOWN.
14	1	1-10-MIA 15	(2:11) D.Foreman up the middle to MIA 1 for 14 yards (J.Holland).
13	3	3-5-TEN 45	(11:39) (Shotgun) R.Tannehill pass short left to D.Hilliard to MIA 3 for 52 yards (N.Needham).
12	3	3-21-TEN 44	(:06) (Shotgun) J.McNichols up the middle to MIA 44 for 12 yards (J.Baker).
9	4	2-10-TEN 42	(10:00) D.Foreman right tackle to MIA 49 for 9 yards (J.Holland).

Touchdown Scoring Information

		Offense	Defense	Special Teams
VISITOR	Miami Dolphins	0	0	0
HOME	Tennessee Titans	4	0	0

Player Scoring Information

Club	Player	TD	Rush TD	Rec TD	KO TD	Punt TD	Int TD	Fum TD	Misc TD	FG	XP	2Pt Rush	2Pt Rec	Sfty	Points
MIA	J.Sanders	0	0	0	0	0	0	0	0	1	0	0	0	0	3
TEN	R.Bullock	0	0	0	0	0	0	0	0	2	4	0	0	0	10
TEN	D.Foreman	0	1	0	0	0	0	0	0	0	0	0	0	0	6
TEN	D.Hilliard	0	1	0	0	0	0	0	0	0	0	0	0	0	6
TEN	A.Firkser	0	0	1	0	0	0	0	0	0	0	0	0	0	6
TEN	G.Swaim	0	0	1	0	0	0	0	0	0	0	0	0	0	6

Possession Detail

	First Half		Second Half		Game	
	Visitor	Home	Visitor	Home	Visitor	Home
Largest Lead	0	14	0	31	0	31
Drives Leading	0	3	0	5	0	8
Time of Possession Leading	0:00	9:19	0:00	16:29	0:00	25:48
Largest Deficit	-14	0	-31	0	-31	0
Drives Trailing	3	0	5	0	8	0
Time of Possession Trailing	7:05	0:00	13:31	0:00	20:36	0:00
Times Score Tied Up		0		0		0
Lead Changes		1		0		1

R Bullock	K	13	50%
M Cox	LS	11	42%
B Kern	P	11	42%
C Levin	C	6	23%

2021 TENNESSEE TITANS REGULAR SEASON STATISTICS

Won 11, Lost 5

Date	W-L	Score	OT	Opponent	Attendance
09/12	L	13-38		Arizona	67,216
09/19	W	33-30	OT	at Seattle	68,585
09/26	W	25-16		Indianapolis	67,914
10/03	L	24-27	OT	at N.Y. Jets	70,232
10/10	W	37-19		at Jacksonville	58,282
10/18	W	34-31		Buffalo	69,419
10/24	W	27-3		Kansas City	69,484
10/31	W	34-31	OT	at Indianapolis	59,175
11/07	W	28-16		at L.A. Rams	71,785
11/14	W	23-21		New Orleans	69,414
11/21	L	13-22		Houston	67,395
11/28	L	13-36		at New England	65,878
12/12	W	20-0		Jacksonville	67,808
12/19	L	13-19		at Pittsburgh	59,521
12/23	W	20-17		San Francisco	69,361
01/02	W	34-3		Miami	69,091
01/09				at Houston	

Statistic	Tenn.	Opp.
Total First Downs	339	313
Rushing	128	83
Passing	178	193
Penalty	33	37
3rd Down: Made/Att	95/223	73/199
3rd Down Pct.	42.6	36.7
4th Down: Made/Att	15/24	13/23
4th Down Pct.	62.5	56.5
Possession Avg.	32:37	27:23
Total Net Yards	5417	5254
Avg. Per Game	338.6	328.4
Total Plays	1068	983
Avg. Per Play	5.1	5.3
Net Yards Rushing	2280	1374
Avg. Per Game	142.5	85.9
Total Rushes	519	347
Net Yards Passing	3137	3880
Avg. Per Game	196.1	242.5
Sacked/Yards Lost	46/321	41/304
Gross Yards	3458	4184
Att./Completions	503/336	595/372
Completion Pct.	66.8	62.5
Had Intercepted	14	16
Punts/Average	54/43.9	62/44.7
Net Punting Avg.	54/39.5	62/38.8
Penalties/Yards	98/931	114/1005
Fumbles/Ball Lost	23/11	21/6
Touchdowns	45	35
Rushing	23	14
Passing	18	21
Returns	4	0

Score By Periods	Q1	Q2	Q3	Q4	OT	PTS
Team	61	146	65	113	6	391
Opponents	56	112	74	84	3	329

Scoring	TD	Rush	Rec	Ret	K-PAT	FG	S	PTS
Bullock	0	0	0	0	38/41	26/30	0	116
Henry	10	10	0	0			0	62
Tannehill	7	7	0	0			0	42
A.J. Brown	4	0	4	0			0	24
Pruitt	3	0	3	0			0	20
Foreman	3	3	0	0			0	18
Swaim	3	0	3	0			0	18
Westbrook-Ikhine	3	0	3	0			0	18
Byard	2	0	0	2			0	12
Firkser	2	0	1	1			0	12
Hilliard	2	2	0	0			0	12
Batson	1	0	1	0			0	6
Fitzpatrick	1	0	1	0			0	6
McNichols	1	0	1	0			0	6
Molden	1	0	0	1			0	6
Peterson	1	1	0	0			0	6
Rogers	1	0	1	0			0	6
Badgley	0	0	0	0	1/2	0/1	0	1
Team	45	23	18	4	39/43	26/31	0	391
Opponents	35	14	21	0	27/32	30/37	0	329

2-Pt Conv: Henry, Pruitt, TM 2-2; OP 1-3

Sacks: Landry 12, Autry 9, Simmons 7.5, Dupree 3, Adeniji 2.5, N. Jones 2.5, Roberson 1.5, Byard 1, Peko 1, (group) 1, TM 41, OPP 46

FUM/Lost: Tannehill 10/4, Rogers 3/1, Firkser 2/1, Hilliard 2/1, Blasingame 1/1, Brewer 1/0, Foreman 1/1, Henry 1/0, McMath 1/1, Westbrook-Ikhine 1/1

Bullock: (33G,30G,24G,44N,36G)(32G)(44G,46G, 36G,49N)(34G)(43G,38G)(34G,51G)(46G,44G)(28G, 36G,36G)(44N)(47N,44G,29G)(26G,32G)(38G,44G)(23G,44G)
TM: (46N)(33G,30G,24G,44N,36G)(32G)(44G,46G,36G, 49N)(34G)(43G,38G)(34G,51G)(46G,44G)(28G,36G, 36G)(44N)(47N,44G,29G)(26G,32G)(38G,44G)(23G, 44G)
OPP: (34G,43N)(31G)(43G,28G,24G,51N)(27G,22G) (53N)(24G,28G,52G)(42G,57N)(34G)(34G,22G,54G) (20G)(43G,24G,37G)(22G,37G,44G,53N,28G,52G)(36G,56N,28G,46G,48G)(48G)(39G,53N)

Passing	Att	Cmp	Yds	Cmp%	Yds/Att	TD	TD%	Int	Int%	Long	Sack/Lost	Rating
Tannehill	499	334	3447	66.9	6.91	17	3.4	14	2.8	57t	46/321	86.3
A.J. Brown	2	0	0	0.0	0.00	0	0.0	0	0.0	---	0/0	39.6
M. Farley	1	1	6	100.0	6.00	0	0.0	0	0.0	6	0/0	91.7
Henry	1	1	5	100.0	5.00	1	100.0	0	0.0	5t	0/0	127.1
Team	503	336	3458	66.8	6.87	18	3.6	14	2.8	57t	46/321	86.7
Opponents	595	372	4184	62.5	7.03	21	3.5	16	2.7	68t	41/304	84.0

Rushing	No.	Yds	Avg	Long	TD
Henry	219	937	4.3	76t	10
Foreman	112	497	4.4	35	3
Hilliard	47	293	6.2	68t	2
Tannehill	53	272	5.1	28	7
McNichols	41	156	3.8	14	0
Peterson	27	82	3.0	16	1
Batson	2	15	7.5	11	0
A.J. Brown	2	10	5.0	7	0
Rogers	1	9	9.0	9	0
D. Evans	2	7	3.5	5	0
Blasingame	3	6	2.0	3	0
Sargent	2	4	2.0	2	0
M. Johnson	2	-2	-1.0	5	0
Woodside	6	-6	-1.0	-1	0
Team	519	2280	4.4	76t	23
Opponents	347	1374	4.0	58	14

Receiving	No.	Yds	Avg	Long	TD
A.J. Brown	59	801	13.6	57t	4
Westbrook-Ikhine	34	398	11.7	46	3
Firkser	30	235	7.8	15t	1
Swaim	30	208	6.9	26	3
Rogers	28	297	10.6	39	1
McNichols	28	240	8.6	27	1
Ju. Jones	26	376	14.5	51	0
Henry	18	154	8.6	16	0
Hilliard	18	86	4.8	28	0
Pruitt	14	145	10.4	22	3
Reynolds	10	90	9.0	12	0
M. Johnson	9	160	17.8	50	0
Foreman	8	108	13.5	39	0
Fitzpatrick	5	49	9.8	18t	1
Hollister	4	33	8.3	14	0
Peterson	4	8	2.0	5	0
Hudson	3	31	10.3	14	0
Batson	2	15	7.5	13	1
D. Evans	2	11	5.5	6	0
McMath	2	8	4.0	9	0
Hooker	1	6	6.0	6	0
Blasingame	1	-1	-1.0	-1	0
Team	336	3458	10.3	57t	18
Opponents	372	4184	11.2	68t	21

Interceptions	No.	Yds	Avg	Long	TD
Byard	5	66	13.2	24t	1
Fulton	2	13	6.5	13	0
Long	2	6	3.0	6	0
R. Evans	2	1	0.5	1	0
Hooker	1	21	21.0	21	0
Skrine	1	17	17.0	17	0
J. Brown	1	2	2.0	2	0
Molden	1	2	2.0	2t	1
Jenkins	1	0	0.0	0	0
Team	16	128	8.0	24t	2
Opponents	14	252	18.0	82	0

Punting	No.	Yds	Avg	Net	TB	In	Lg	B
Kern	43	1908	44.4	40.2	1	17	59	0
Townsend	11	465	42.3	37.0	1	2	63	0
Team	54	2373	43.9	39.5	2	19	63	0
Opponents	62	2773	44.7	38.8	5	23	66	0

Punt Returns	Ret	FC	Yds	Avg	Long	TD
Rogers	26	19	270	10.4	55	0
Jackson	0	0	0	---	0	0
Kinsey	0	1	0	---	---	0
Team	26	20	270	10.4	55	0
Opponents	19	15	199	10.5	18	0

Kickoff Returns	No.	Yds	Avg	Long	TD
Rogers	14	282	20.1	37	0
M. Johnson	9	179	19.9	31	0
Hilliard	6	131	21.8	26	0
Batson	5	80	16.0	20	0
McNichols	2	31	15.5	16	0
D. Evans	1	17	17.0	17	0
Team	37	720	19.5	37	0
Opponents	37	754	20.4	37	0

Field Goals	1-19	20-29	30-39	40-49	50+
Bullock	0/0	5/5	12/12	8/12	1/1
Badgley	0/0	0/0	0/0	0/1	0/0
Team	0/0	5/5	12/12	8/13	1/1
Opponents	0/0	12/12	8/8	7/8	3/9

TITANS CAPTURE AFC'S NO.1 SEED WITH 28-25 WIN OVER TEXANS

**BY JIM WYATT
TENNESSEE TITANS
JANUARY 9, 2022**

HOUSTON – AFC South champs.



No.1 seed in the AFC.

Now, it's on to the playoffs for the Tennessee Titans, who took care of business with a 28-25 win over the Texans here on Sunday before a crowd dominated by Titans fans at NRG Stadium.

The tone after the game: Celebrate, but not too much.

"You celebrate a win," Titans left tackle Taylor Lewan said. "(And) we accomplished in the season what we wanted to accomplish. However it looked, we did it. Finishing as the No. 1 seed, it's awesome. But it's for real now.

"We have to clean up a bunch of stuff and get ready to play some ball in two weeks."

The win gave the franchise its first 12-win season for the first time since 2008, when those Titans went 13-3.

The win also gave the 12-5 Titans a 5-1 division record for the second straight year.

Most importantly, the win gave the Titans the No.1 seed in the AFC – and a first-round playoff bye.

"We took care of business and put ourselves in a good position," Titans quarterback Ryan Tannehill said. "That's all it is: A good position. We have to go out and play our best football here in the coming weeks. That's what great teams do. That's what the team that ultimately wins the whole thing will do, is play their best football and win games in January into February."

While other teams open playoff action next weekend, the Titans will have the weekend off.

They'll play the weekend of January 22-23 at Nissan Stadium vs an opponent to be determined.

"We are a No.1 seed, and these things don't happen that often," Titans safety Kevin Byard said. "It's very significant. We've got guys in the locker room that's never been a No. 1 seed, and been in the league 10-plus years. So we definitely have to relish in this moment, and understand that this is big time.

"... It's going to be great to have home-field advantage throughout the playoffs, because the way our Titans fans traveled today, I would definitely expect them to be packing out Nissan Stadium for the next playoff game, the Divisional Round."

Tannehill led the way on Sunday, as he threw three touchdown passes in the first half, and four TDs in the game.

Tannehill's biggest touchdown pass came in the fourth quarter, when he connected with receiver Julio Jones for a three-yard touchdown to give the Titans a 28-18 lead with seven minutes left. It capped an eight-play, 75-yard scoring drive that came after the Texans had scored 18 straight second half points.

Tannehill escaped a sack, and connected with receiver Nick Westbrook-Ikhine for a 36-yard gain, to jumpstart the drive when it looked like disaster was unfolding on third down.

"I thought the play was over," Titans receiver A.J. Brown said with a smile. "I saw the dude jump on his back. I immediately stopped because I'm like, man, it's a sack. But somehow, he came out and saw Nick, and it was a great play."

But the Texans didn't fold, as quarterback Davis Mills connected with receiver Danny Amendola for a 26-yard touchdown to make it 28-25 with 4:04 left.

Then, the Titans held on.

"That was a hell of a job by Ryan," Titans coach Mike Vrabel said of Tannehill. "That's what I just told the team. Came up with some huge plays. I thought he was in command most of the day executing and stuff. We tried to hit some throws down the field. Unfortunately, we weren't able to, but just his ability to keep some plays live in the pocket I thought were really cool. We took care of the football. All credit goes the players and Ryan obviously. Nick Westbrook coming up with a huge play when we were leaking oil, just the way that they understand the situation there at the end to be able to finish the game in four minutes."

The Titans were slow out of the starting gate, and they found themselves in a scoreless tie with the Texans at the end of the first quarter after a missed field goal by kicker Randy Bullock from 42 yards out.

But the Titans got off the mat in the second quarter, when they scored three touchdowns while taking a commanding lead.

A five-yard touchdown pass from Tannehill to tight end Anthony Firkser capped an 11-play, 94-yard drive to give the Titans a 7-0 lead.

After an impressive defensive series that included four tackles for a loss on five plays, the Titans got the ball back, and went to work again. A nine-play, 85-yard drive was capped off with a 14-yard touchdown pass from Tannehill to Brown, which made it 14-0 with 1:34 left in the first half.

After another defensive stop, a four-yard touchdown pass from Tannehill to Westbrook-Ikhine made it 21-0 Titans just 11 seconds before halftime.

The Titans were dominant on defense early, before struggling late.

The Texans managed just nine yards on 11 rushing attempts in the first half, when they managed just four first downs and 67 yards of offense.

The Texans showed some life in the third quarter, however, as they cut the lead to 21-10 on a 28-yard touchdown pass from Mills to receiver Chris Moore, and a 31-yard field goal by kicker Ka'imi Fairbairn.

Things then got serious in the fourth quarter, as the Texans cut the lead to 21-18 on a seven-yard touchdown pass from Mills to Danny Amendola, and the subsequent two-point conversion, with 11:40.

Then came the late-game drama, and some anxious moments.

And, finally, a celebration.

See ya in the playoffs at Nissan Stadium.

"It definitely gives us an advantage, home field advantage, a lot of momentum," Brown said of the No.1 seed. "But we still got to come out and play ball. Clean up a couple drives in the second half, clean that up, and just do what we do. So, I'm excited. I know we're excited. But at the end of the day, we know we got to be clean because playoff ball is different. It's a new season."

###

Texans vs. Titans

National Football League Game Summary

NFL Copyright © 2021 by The National Football League. All rights reserved. This summary and play-by-play is for the express purpose of assisting media in their coverage of the game; any other use of this material is prohibited without the written permission of the National Football League.

Date: Sunday, 1/9/2022 Tennessee Titans at Houston Texans Start Time: 12:02 PM CST
at NRG Stadium, Houston, TX

Game Day Weather

Game Weather: N/A Temp: 73° F (22.8° C) Humidity: 85%, Wind: WSW 7 mph
 Played Retractable Roof - Closed on Turf: Artifica Outdoor Weather: Cloudy,

Officials

Referee: Clark, Land (130)	Umpire: King, Paul (121)	Down Judge: Stephan, Tom (68)
Line Judge: Bolinger, Brian (40)	Field Judge: Banks, Michael (72)	Side Judge: Flemming, Anthony (90)
Back Judge: Meyer, Greg (78)	Replay Official: Oldham, Jimmy (0)	

Lineups

Tennessee Titans			Houston Texans		
Offense		Defense	Offense		Defense
WR 11	A.Brown	DT 98	J.Simmons	WR 12	N.Collins
TE 87	G.Swaim	DT 95	K.Peko	TE 85	P.Brown
LT 77	T.Lewan	DL 91	L.Murchison	LT 71	T.Howard
LG 76	R.Saffold	OLB 58	H.Landry	LG 65	L.Taylor
C 60	B.Jones	OLB 48	B.Dupree	C 68	J.Britt
RG 64	N.Davis	LB 51	D.Long	RG 64	J.McCray
RT 72	D.Quessenberry	LB 41	Z.Cunningham	RT 67	C.Heck
WR 80	C.Rogers	CB 26	K.Fulton	TE 83	A.Auclair
WR 2	J.Jones	CB 20	J.Jenkins	WR 13	B.Cooks
QB 17	R.Tannehill	S 31	K.Byard	QB 10	D.Mills
RB 7	D.Foreman	S 37	A.Hooker	RB 28	R.Burkhead

Substitutions

P 6 B.Kern, K 14 R.Bullock, WR 15 N.Westbrook-Ikhine, S 21 M.Farley, CB 24 E.Molden, DB 29 D.Cruikshank, RB 33 J.Wilkins, DB 35 C.Jackson, CB 38 B.Skrine, RB 40 D.Hilliard, FB 45 K.Blasingame, LS 46 M.Cox, LB 49 N.Dzubnar, LB 53 D.Cole, LB 54 R.Evans, G 61 C.Levin, G/C 62 A.Brewer, OL 75 D.Radunz, DL 78 D.Hand, WR 81 R.McMath, TE 83 R.Izzo, TE 86 A.Firkser, OLB 92 O.Adeniyi, DL 96 D.Autry, DE 97 K.Strong

Substitutions

K 7 K.Fairbairn, TE 9 B.Jordan, P 11 C.Johnston, WR 15 C.Moore, WR 17 J.Camp, DB 22 J.Moreland, DB 24 T.Smith, RB 26 R.Freeman, RB 31 D.Johnson, LB 32 G.Wallow, DB 33 A.Moore, DB 39 T.Mitchell, LB 43 N.Hewitt, LS 46 J.Weeks, DL 50 J.Jenkins, LB 53 C.Strachan, DL 55 D.Walker, LB 57 K.Pierre-Louis, LB 59 E.Wilson, OL 72 G.Christian, OL 74 M.Scharping, WR 89 D.Amendola, DL 90 R.Blacklock, DL 98 M.Dwumfour

Did Not Play

QB 5 L.Woodside

Did Not Play

QB 5 T.Taylor, OL 79 J.Morrissey

Not Active

WR 10 D.Fitzpatrick, CB 30 G.Mabin, OLB 50 D.Roberson, LB 55 J.Brown, T 71 K.Lamm, DT 90 N.Jones, DT 93 T.Tart

Not Active

QB 4 D.Watson, WR 18 C.Conley, DL 75 R.Carter, TE 88 J.Akins, DL 92 C.Smith, DL 93 J.Johnson, DL 95 D.Rivers

Field Goals (made () & missed)

		42WL	K.Fairbairn	(31)				
			1	2	3	4	OT	Total
VISITOR:	Tennessee Titans		0	21	0	7	0	28
HOME:	Houston Texans		0	0	10	15	0	25

Scoring Plays

Team	Qtr	Time	Play Description (Extra Point) (Drive Info)	Visitor	Home
Titans	2	7:40	A.Firkser 5 yd. pass from R.Tannehill (R.Bullock kick) (11-94, 6:31)	7	0
Titans	2	1:34	A.Brown 14 yd. pass from R.Tannehill (R.Bullock kick) (9-85, 2:46)	14	0
Titans	2	0:11	N.Westbrook-Ikhine 4 yd. pass from R.Tannehill (R.Bullock kick) (5-64, 0:33)	21	0
Texans	3	9:46	C.Moore 28 yd. pass from D.Mills (K.Fairbairn kick) (8-72, 3:42)	21	7
Texans	3	2:14	K.Fairbairn 31 yd. Field Goal (8-52, 4:04)	21	10
Texans	4	11:40	D.Amendola 7 yd. pass from D.Mills (D.Mills-D.Amendola pass) (8-82, 4:01)	21	18
Titans	4	7:00	J.Jones 3 yd. pass from R.Tannehill (R.Bullock kick) (8-75, 4:40)	28	18
Texans	4	4:04	D.Amendola 26 yd. pass from D.Mills (K.Fairbairn kick) (7-75, 2:56)	28	25

Paid Attendance: 66,722

Time: 3:02

Final Team Statistics

	Visitor Titans	Home Texans
TOTAL FIRST DOWNS	23	18
By Rushing	6	7
By Passing	16	11
By Penalty	1	0
THIRD DOWN EFFICIENCY	8-13-61.5%	4-11-36.4%
FOURTH DOWN EFFICIENCY	0-0-0.0%	1-1-100.0%
TOTAL NET YARDS	405	353
Total Offensive Plays (inc. times thrown passing)	65	56
Average gain per offensive play	6.2	6.3
NET YARDS RUSHING	124	64
Total Rushing Plays	32	21
Average gain per rushing play	3.9	3.0
Tackles for a loss-number and yards	4-7	4-7
NET YARDS PASSING	281	289
Times thrown - yards lost attempting to pass	1-6	2-12
Gross yards passing	287	301
PASS ATTEMPTS-COMPLETIONS-HAD INTERCEPTED	32-23-0	33-23-0
Avg gain per pass play (inc.# thrown passing)	8.5	8.3
KICKOFFS Number-In End Zone-Touchbacks	5-3-2	5-2-2
PUNTS Number and Average	4-49.3	5-42.6
Had Blocked	0	0
FGs - PATs Had Blocked	0-0	0-0
Net Punting Average	43.3	38.0
TOTAL RETURN YARDAGE (Not Including Kickoffs)	23	24
No. and Yards Punt Returns	4-23	3-24
No. and Yards Kickoff Returns	3-58	3-58
No. and Yards Interception Returns	0-0	0-0
PENALTIES Number and Yards	5-42	4-65
FUMBLES Number and Lost	2-0	0-0
TOUCHDOWNS	4	3
Rushing	0	0
Passing	4	3
EXTRA POINTS Made-Attempts	4-4	3-3
Kicking Made-Attempts	4-4	2-2
Passing Made-Attempts	0-0	1-1
FIELD GOALS Made-Attempts	0-1	1-1
RED ZONE EFFICIENCY	4-4-100%	1-2-50%
GOAL TO GO EFFICIENCY	3-3-100%	1-1-100%
SAFETIES	0	0
FINAL SCORE	28	25
TIME OF POSSESSION	33:34	26:26

Ball Possession And Drive Chart

Tennessee Titans

#	Time Recd	Time Lost	Time Poss	How Ball Obtained	Drive Began	# Play	Yds Gain	Yds Pen	Net Yds	1st Down	Last Scrm	How Given Up
1	10:44	9:03	1:41	Punt	TEN 17	3	2	0	2	0	TEN 19	Punt
2	8:08	1:22	6:46	Punt	TEN 8	13	68	0	68	3	HST 24	Missed FG
3	14:11	7:40	6:31	Punt	TEN 6	11	94	0	94	6	* HST 5	Touchdown
4	4:20	1:34	2:46	Punt	TEN 15	9	85	0	85	5	* HST 14	Touchdown
5	0:44	0:11	0:33	Punt	TEN 36	5	19	45	64	3	* HST 4	Touchdown
6	15:00	13:28	1:32	Kickoff	TEN 27	3	2	0	2	0	TEN 29	Punt
7	9:46	6:18	3:28	Kickoff	TEN 23	3	17	-16	1	0	TEN 24	Punt
8	2:14	0:41	1:33	Kickoff	TEN 25	3	8	0	8	0	TEN 33	Punt
9	11:40	7:00	4:40	Kickoff	TEN 25	8	75	0	75	3	* HST 3	Touchdown
10	4:04	0:00	4:04	Kickoff	TEN 28	8	35	0	35	3	HST 36	End of Game

(210) Average TEN 21

Houston Texans

#	Time Recd	Time Lost	Time Poss	How Ball Obtained	Drive Began	# Play	Yds Gain	Yds Pen	Net Yds	1st Down	Last Scrm	How Given Up
1	15:00	10:44	4:16	Kickoff	HST 18	9	25	0	25	2	HST 43	Punt
2	9:03	8:08	0:55	Punt	TEN 44	3	3	0	3	0	TEN 41	Punt
3	1:22	14:11	2:11	Missed FG	HST 32	4	18	0	18	1	50	Punt
4	7:40	4:20	3:20	Kickoff	HST 25	6	18	0	18	1	HST 43	Punt
5	1:34	0:44	0:50	Kickoff	HST 22	3	5	0	5	0	HST 27	Punt
6	0:11	0:00	0:11	Kickoff	HST 18	1	-2	0	-2	0	HST 18	End of Half
7	13:28	9:46	3:42	Punt	HST 28	8	72	0	72	4	TEN 28	Touchdown
8	6:18	2:14	4:04	Punt	HST 35	8	52	0	52	3	* TEN 13	Field Goal
9	0:41	11:40	4:01	Punt	HST 18	8	82	0	82	4	* TEN 7	Touchdown
10	7:00	4:04	2:56	Kickoff	HST 25	7	80	-5	75	3	TEN 26	Touchdown

(277) Average HST 28

* inside opponent's 20

Time of Possession by Quarter		1st	2nd	3rd	4th	OT	Total
Visitor	Tennessee Titans	8:27	9:50	6:33	8:44		33:34
Home	Houston Texans	6:33	5:10	8:27	6:16		26:26

Kickoff Drive No.-Start Average

Titans: 5 - TEN 26

Texans: 5 - HST 22

First Quarter

TEN wins the coin toss and elects to defer. HST elects to Receive, and TEN elects to defend the south goal.

R.Bullock kicks 63 yards from TEN 35 to HST 2. T.Smith to HST 18 for 16 yards (N.Dzubnar).

Houston Texans at 15:00, (1st play from scrimmage 14:56)

- 1-10-HST 18 (14:56) D.Mills pass short right to A.Auclair pushed ob at HST 25 for 7 yards (H.Landry).
- 2-3-HST 25 (14:24) (Shotgun) R.Burkhead right guard to HST 31 for 6 yards (J.Jenkins). R1
- 1-10-HST 31 (13:49) (Shotgun) D.Mills pass incomplete short right to R.Burkhead (D.Autry).
- 2-10-HST 31 (13:45) R.Burkhead up the middle to HST 32 for 1 yard (Z.Cunningham; K.Fulton).
- 3-9-HST 32 (13:07) (Shotgun) D.Mills pass short left to R.Burkhead to HST 40 for 8 yards (K.Fulton, D.Cruikshank).
- 4-1-HST 40 (12:23) R.Burkhead left guard to HST 43 for 3 yards (Z.Cunningham). R2
- 1-10-HST 43 (11:42) D.Johnson left guard to HST 43 for no gain (B.Dupree; L.Murchison).
- 2-10-HST 43 (11:05) (Shotgun) D.Mills pass incomplete short right to N.Collins.
- 3-10-HST 43 (10:58) (Shotgun) D.Mills pass incomplete deep left to N.Collins.
- 4-10-HST 43 (10:52) C.Johnston punts 39 yards to TEN 18, Center-J.Weeks. C.Rogers MUFFS catch, and recovers at TEN 16. C.Rogers pushed ob at TEN 17 for 1 yard (T.Smith). Punt Hangtime: 3.1 sec

Tennessee Titans at 10:44

- 1-10-TEN 17 (10:44) D.Foreman left tackle to TEN 14 for -3 yards (K.Grugier-Hill, T.Thomas).
- 2-13-TEN 14 (10:01) D.Foreman left guard to TEN 19 for 5 yards (N.Hewitt; C.Kirksey).
- 3-8-TEN 19 (9:19) (Shotgun) R.Tannehill pass incomplete short left to J.Jones (J.Martin).
- 4-8-TEN 19 (9:13) B.Kern punts 53 yards to HST 28, Center-M.Cox. D.King pushed ob at HST 41 for 13 yards (M.Farley).
PENALTY on TEN-J.Wilkins, Unnecessary Roughness, 15 yards, enforced at HST 41. Punt Hangtime: 4.09 sec

Houston Texans at 9:03

- 1-10-TEN 44 (9:03) D.Johnson left end to TEN 41 for 3 yards (A.Hooker, Z.Cunningham).
- 2-7-TEN 41 (8:27) D.Mills pass incomplete deep right to N.Collins.
- 3-7-TEN 41 (8:20) (Shotgun) D.Mills pass incomplete short right to N.Collins.
- 4-7-TEN 41 (8:14) C.Johnston punts 33 yards to TEN 8, Center-J.Weeks, fair catch by C.Rogers. Punt Hangtime: 3.84s

Tennessee Titans at 8:08

- 1-10-TEN 8 (8:08) R.Tannehill pass short right to K.Blasingame to TEN 13 for 5 yards (K.Grugier-Hill).
- 2-5-TEN 13 (7:27) D.Foreman left end to TEN 16 for 3 yards (N.Hewitt).
- 3-2-TEN 16 (6:46) (Shotgun) D.Hilliard left guard to TEN 21 for 5 yards (D.Walker). R1
- 1-10-TEN 21 (6:09) R.Tannehill pass short right to G.Swaim to TEN 23 for 2 yards (L.Johnson).
- 2-8-TEN 23 (5:30) D.Foreman right tackle to TEN 25 for 2 yards (R.Lopez).
- 3-6-TEN 25 (4:45) (Shotgun) R.Tannehill pass deep middle to N.Westbrook-Ikhine to HST 46 for 29 yards (E.Murray). P2
- 1-10-HST 46 (4:02) D.Foreman left guard to HST 42 for 4 yards (E.Murray).
- 2-6-HST 42 (3:24) R.Tannehill pass incomplete short right to D.Foreman [T.Thomas]. Flea Flicker
- 3-6-HST 42 (3:16) (Shotgun) R.Tannehill pass short right to J.Jones to HST 29 for 13 yards (T.Thomas, D.King). P3
- 1-10-HST 29 (2:42) D.Foreman left tackle to HST 28 for 1 yard (N.Hewitt; M.Dwumfour). HST-M.Dwumfour was injured during the play.
- 2-9-HST 28 (2:13) (Shotgun) R.Tannehill pass short right to C.Rogers to HST 24 for 4 yards (R.Blacklock).
- 3-5-HST 24 (1:32) (Shotgun) R.Tannehill pass incomplete short right to A.Brown (D.Walker).
- 4-5-HST 24 (1:26) R.Bullock 42 yard field goal is No Good, Wide Left, Center-M.Cox, Holder-B.Kern.

Houston Texans at 1:22

- 1-10-HST 32 (1:22) (Shotgun) D.Mills pass short left to R.Burkhead to HST 46 for 14 yards (Z.Cunningham; H.Landry). P3
- 1-10-HST 46 (:46) (Shotgun) R.Burkhead left guard to HST 47 for 1 yard (K.Byard).
- 2-9-HST 47 (:11) (Shotgun) D.Mills sacked at HST 44 for -3 yards (K.Peko).

END OF QUARTER

	Score	Time Poss	First Downs				Efficiencies	
			R	P	X	T	3 Down	4 Down
Tennessee Titans	0	8:27	1	2	0	3	3/5	0/0
Houston Texans	0	6:33	2	1	0	3	0/3	1/1

Second Quarter

1/9/2022

Play By Play

Houston Texans continued.

- 3-12-HST 44 (15:00) (Shotgun) D.Mills pass short left to D.Johnson to 50 for 6 yards (D.Autry).
 4-6-50 (14:23) C.Johnston punts 42 yards to TEN 8, Center-J.Weeks. C.Rogers to TEN 32 for 24 yards (R.Freeman).
 PENALTY on TEN-C.Jackson, Illegal Block Above the Waist, 6 yards, enforced at TEN 12. Punt Hangtime: 4.46s

Tennessee Titans at 14:11

- 1-10-TEN 6 (14:11) R.Tannehill pass short right to J.Jones to TEN 15 for 9 yards (L.Johnson; T.Brooks).
 2-1-TEN 15 (13:29) R.Tannehill pass deep left to J.Jones ran ob at TEN 34 for 19 yards. P4
1-10-TEN 34 (12:55) D.Foreman up the middle to TEN 37 for 3 yards (K.Grugier-Hill, C.Kirksey).
 2-7-TEN 37 (12:19) A.Brewer reported in as eligible. R.Tannehill pass incomplete short left to R.McMath.
 3-7-TEN 37 (12:16) (Shotgun) R.Tannehill pass short middle to A.Firkser to HST 46 for 17 yards (T.Brooks) [R.Blacklock]. P5
1-10-HST 46 (11:37) PENALTY on HST-M.Collins, Encroachment, 5 yards, enforced at HST 46 - No Play.
 1-5-HST 41 (11:12) R.Tannehill pass short middle to N.Westbrook-Ikhine to HST 32 for 9 yards (T.Thomas, C.Kirksey) [M.Dwumfour]. P6
 Penalty on HST-D.King, Defensive Holding, declined.
1-10-HST 32 (10:45) D.Hilliard left guard to HST 16 for 16 yards (E.Murray, J.Jenkins). R7
1-10-HST 16 (9:58) R.Tannehill pass short right to D.Foreman to HST 1 for 15 yards (L.Johnson). P8
1-1-HST 1 (9:12) A.Brewer reported in as eligible. D.Foreman right tackle for 1 yard, TOUCHDOWN NULLIFIED by Penalty.
 PENALTY on TEN-J.Simmons, Illegal Substitution, 5 yards, enforced at HST 1 - No Play.
 1-6-HST 6 (9:10) R.Tannehill pass short left to C.Rogers to HST 6 for no gain (T.Thomas).
 2-6-HST 6 (8:28) (Shotgun) D.Foreman left guard to HST 5 for 1 yard (D.King; T.Brooks).
 3-5-HST 5 (7:45) (Shotgun) R.Tannehill pass short left to A.Firkser for 5 yards, TOUCHDOWN. P9
 R.Bullock extra point is GOOD, Center-M.Cox, Holder-B.Kern.

TEN 7 HST 0, 11 plays, 94 yards, 1 penalty, 6:31 drive, 7:20 elapsed

R.Bullock kicks 65 yards from TEN 35 to end zone, Touchback.

Houston Texans at 7:40

- 1-10-HST 25 (7:40) R.Burkhead up the middle to HST 23 for -2 yards (A.Hooker).
 2-12-HST 23 (7:08) (Shotgun) D.Mills pass short right to B.Cooks to HST 20 for -3 yards (E.Molden).
 3-15-HST 20 (6:31) (Shotgun) D.Mills pass deep middle to B.Cooks to HST 45 for 25 yards (D.Long). P4
1-10-HST 45 (5:50) R.Burkhead up the middle to HST 44 for -1 yards (Z.Cunningham, D.Long).
 2-11-HST 44 (5:13) (Shotgun) R.Burkhead right guard to HST 43 for -1 yards (K.Peko, D.Long).
 3-12-HST 43 (4:34) (Shotgun) D.Mills pass incomplete deep right to B.Cooks.
 4-12-HST 43 (4:29) C.Johnston punts 50 yards to TEN 7, Center-J.Weeks. C.Rogers ran ob at TEN 15 for 8 yards (A.Moore). Punt Hangtime: 4.37s

Tennessee Titans at 4:20

- 1-10-TEN 15 (4:20) A.Brewer reported in as eligible. D.Foreman left tackle to TEN 18 for 3 yards (L.Johnson).
 2-7-TEN 18 (3:41) D.Foreman left tackle to TEN 34 for 16 yards (T.Thomas). R10
1-10-TEN 34 (3:02) R.Tannehill pass short middle to A.Brown to TEN 48 for 14 yards (T.Thomas). P11
1-10-TEN 48 (2:21) R.Tannehill pass incomplete deep right to J.Jones (T.Brooks).
 2-10-TEN 48 (2:16) D.Foreman right tackle to HST 39 for 13 yards (T.Brooks). R12

Two-Minute Warning

- 1-10-HST 39 (2:00) D.Foreman up the middle to HST 40 for -1 yards (R.Lopez).
 Timeout #1 by HST at 01:52.
 2-11-HST 40 (1:52) R.Tannehill pass deep left to A.Brown pushed ob at HST 16 for 24 yards (D.King). P13
1-10-HST 16 (1:45) D.Hilliard left tackle to HST 14 for 2 yards (T.Brooks).
 Timeout #2 by HST at 01:40.
 2-8-HST 14 (1:40) (Shotgun) R.Tannehill pass short left to A.Brown for 14 yards, TOUCHDOWN. P14
 R.Bullock extra point is GOOD, Center-M.Cox, Holder-B.Kern.

TEN 14 HST 0, 9 plays, 85 yards, 2:46 drive, 13:26 elapsed

R.Bullock kicks 61 yards from TEN 35 to HST 4. T.Smith to HST 28 for 24 yards (D.Cole, R.McMath).

PENALTY on HST-C.Strachan, Offensive Holding, 10 yards, enforced at HST 32.

Houston Texans at 1:34, (1st play from scrimmage 1:24)

- 1-10-HST 22 (1:24) (Shotgun) D.Mills pass short right to B.Cooks to HST 26 for 4 yards (J.Jenkins).

Tennessee Titans vs Houston Texans at NRG Stadium

- 2-6-HST 26 (1:04) (No Huddle, Shotgun) D.Mills pass incomplete short right.
- 3-6-HST 26 (1:01) (Shotgun) D.Mills scrambles up the middle to HST 27 for 1 yard (B.Dupree).
Timeout #1 by TEN at 00:53.
- 4-5-HST 27 (:53) C.Johnston punts 47 yards to TEN 26, Center-J.Weeks. C.Rogers to TEN 36 for 10 yards (N.Hewitt). Punt Hangtime: 3.67s

Tennessee Titans at 0:44

- 1-10-TEN 36 (:44) (Shotgun) R.Tannehill pass short left to D.Hilliard to TEN 37 for 1 yard (K.Grugier-Hill).
Timeout #2 by TEN at 00:37.
- 2-9-TEN 37 (:37) (Shotgun) R.Tannehill pass short left to J.Jones to HST 49 for 14 yards (T.Brooks). P15
Timeout #3 by TEN at 00:31.
- 1-10-HST 49 (:31) (Shotgun) R.Tannehill pass incomplete short left to A.Brown [R.Blacklock].
- 2-10-HST 49 (:26) (Shotgun) R.Tannehill pass incomplete short middle to N.Westbrook-Ikhine (C.Kirksey).
- 3-10-HST 49 (:22) (Shotgun) R.Tannehill pass deep middle intended for R.McMath INTERCEPTED by L.Johnson at HST 0. Touchback. X16
PENALTY on HST-E.Murray, Defensive Pass Interference, 45 yards, enforced at HST 49 - No Play.
- 1-4-HST 4 (:15) (Shotgun) R.Tannehill pass short right to N.Westbrook-Ikhine for 4 yards, TOUCHDOWN. P17
R.Bullock extra point is GOOD, Center-M.Cox, Holder-B.Kern.

TEN 21 HST 0, 5 plays, 64 yards, 1 penalty, 0:33 drive, 14:49 elapsed

R.Bullock kicks 65 yards from TEN 35 to HST 0. T.Smith to HST 18 for 18 yards (O.Adeniyi).

Houston Texans at 0:11, (1st play from scrimmage 0:07)

- 1-10-HST 18 (:07) D.Mills kneels to HST 16 for -2 yards.

END OF QUARTER

	Score	Time Poss	First Downs				Efficiencies	
			R	P	X	T	3 Down	4 Down
Tennessee Titans	21	9:50	3	10	1	14	2/2	0/0
Houston Texans	0	5:10	0	1	0	1	1/4	0/0

Third Quarter

1/9/2022

Play By Play

TEN elects to Receive, and HST elects to defend the North goal.

K.Fairbairn kicks 63 yards from HST 35 to TEN 2. D.Hilliard to TEN 27 for 25 yards (R.Freeman, D.King).

Tennessee Titans at 15:00, (1st play from scrimmage 14:55)

- 1-10-TEN 27 (14:55) R.Tannehill pass incomplete deep right to J.Jones [D.Walker].
- 2-10-TEN 27 (14:49) D.Foreman left tackle to TEN 35 for 8 yards (D.Walker, C.Kirksey).
- 3-2-TEN 35 (14:08) (Shotgun) R.Tannehill sacked at TEN 29 for -6 yards (M.Collins). HST-L.Johnson was injured during the play.
- 4-8-TEN 29 (13:38) B.Kern punts 46 yards to HST 25, Center-M.Cox. D.King to HST 28 for 3 yards (Z.Cunningham). Punt Hangtime: 3.87s

Houston Texans at 13:28

- 1-10-HST 28 (13:28) (Shotgun) D.Mills pass short middle to D.Johnson to HST 35 for 7 yards (Z.Cunningham).
- 2-3-HST 35 (13:03) (No Huddle) D.Johnson left tackle to HST 42 for 7 yards (D.Long). R5
- 1-10-HST 42 (12:32) (Shotgun) D.Mills pass short middle to D.Amendola to TEN 49 for 9 yards (E.Molden).
- 2-1-TEN 49 (11:52) (No Huddle, Shotgun) D.Mills pass incomplete deep right to D.Amendola.
- 3-1-TEN 49 (11:45) R.Burkhead left end to TEN 43 for 6 yards (H.Landry). HST-R.Burkhead was injured during the play. R6
- 1-10-TEN 43 (11:10) D.Mills pass short right to D.Johnson to TEN 48 for -5 yards (Z.Cunningham).
- 2-15-TEN 48 (10:31) (Shotgun) D.Mills pass deep right to R.Burkhead to TEN 28 for 20 yards (Z.Cunningham). P7
- 1-10-TEN 28 (9:54) D.Mills pass deep right to C.Moore for 28 yards, TOUCHDOWN. Flea Flicker P8
K.Fairbairn extra point is GOOD, Center-J.Weeks, Holder-C.Johnston.

TEN 21 HST 7, 8 plays, 72 yards, 3:42 drive, 5:14 elapsed

K.Fairbairn kicks 63 yards from HST 35 to TEN 2. D.Hilliard to TEN 23 for 21 yards (J.Moreland; T.Thomas).

Tennessee Titans at 9:46, (1st play from scrimmage 9:41)

- 1-10-TEN 23 (9:41) D.Foreman left tackle to TEN 24 for 1 yard (M.Dwumfour, K.Grugier-Hill).
PENALTY on TEN-G.Swaim, Chop Block, 11 yards, enforced at TEN 23 - No Play.
- 1-21-TEN 12 (9:13) D.Foreman left end to TEN 11 for -1 yards (C.Kirksey).
- 2-22-TEN 11 (8:28) (Shotgun) R.Tannehill scrambles up the middle to TEN 16 for 5 yards (J.Jenkins). FUMBLES (J.Jenkins), touched at TEN 19, recovered by TEN-D.Foreman at TEN 18.
PENALTY on TEN-B.Jones, Offensive Holding, 5 yards, enforced at TEN 11 - No Play.
- 2-27-TEN 6 (7:51) (Shotgun) D.Hilliard up the middle to TEN 14 for 8 yards (E.Murray; K.Grugier-Hill).
- 3-19-TEN 14 (7:12) (Shotgun) R.Tannehill pass short left to A.Firkser to TEN 24 for 10 yards (D.King, K.Grugier-Hill).
- 4-9-TEN 24 (6:28) B.Kern punts 49 yards to HST 27, Center-M.Cox. D.King to HST 35 for 8 yards (M.Farley). Punt Hangtime: 4.22s

Houston Texans at 6:18

- 1-10-HST 35 (6:18) (Shotgun) D.Mills pass deep right to N.Collins to TEN 41 for 24 yards (K.Fulton). P9
- 1-10-TEN 41 (5:44) (No Huddle, Shotgun) D.Mills pass short right to D.Amendola to TEN 33 for 8 yards (E.Molden).
- 2-2-TEN 33 (5:11) (No Huddle, Shotgun) R.Burkhead right tackle to TEN 28 for 5 yards (Z.Cunningham). R10
- 1-10-TEN 28 (4:33) D.Mills pass short middle to N.Collins to TEN 15 for 13 yards (D.Long) [J.Simmons]. P11
- 1-10-TEN 15 (3:45) (Shotgun) D.Mills sacked at TEN 24 for -9 yards (J.Simmons).
- 2-19-TEN 24 (3:05) (Shotgun) D.Mills pass incomplete deep right to D.Johnson.
- 3-19-TEN 24 (3:00) (Shotgun) D.Mills scrambles right end to TEN 13 for 11 yards (K.Byard).
- 4-8-TEN 13 (2:17) K.Fairbairn 31 yard field goal is GOOD, Center-J.Weeks, Holder-C.Johnston.

TEN 21 HST 10, 8 plays, 52 yards, 4:04 drive, 12:46 elapsed

K.Fairbairn kicks 65 yards from HST 35 to end zone, Touchback.

Tennessee Titans at 2:14

- 1-10-TEN 25 (2:14) D.Foreman left tackle to TEN 33 for 8 yards (D.Walker).
- 2-2-TEN 33 (1:35) D.Foreman right tackle to TEN 33 for no gain (R.Lopez).
- 3-2-TEN 33 (:55) R.Tannehill pass incomplete deep middle to J.Jones.
- 4-2-TEN 33 (:48) B.Kern punts 49 yards to HST 18, Center-M.Cox, fair catch by D.King. Punt Hangtime: 4.49s

Houston Texans at 0:41

- 1-10-HST 18 (:41) (Shotgun) D.Mills pass deep middle to D.Amendola to TEN 45 for 37 yards (E.Molden). P12
- 1-10-TEN 45 (:00) (No Huddle, Shotgun) D.Mills pass incomplete deep left to N.Collins.

END OF QUARTER

	Score	Time Poss	First Downs				Efficiencies	
			R	P	X	T	3 Down	4 Down
Tennessee Titans	21	6:33	0	0	0	0	0/3	0/0
Houston Texans	10	8:27	3	5	0	8	1/2	0/0

Play By Play

Fourth Quarter

1/9/2022

Houston Texans continued.

2-10-TEN 45	(15:00) (Shotgun) D.Mills pass deep middle to N.Collins to TEN 15 for 30 yards (K.Byard).	P13
<u>1-10-TEN 15</u>	(14:22) (Shotgun) D.Mills scrambles left end to TEN 13 for 2 yards (B.Dupree, D.Long).	
2-8-TEN 13	(13:46) R.Burkhead left end pushed ob at TEN 7 for 6 yards (D.Autry).	
3-2-TEN 7	(13:09) R.Burkhead right guard to TEN 4 for 3 yards (K.Byard; J.Simmons).	R14
<u>1-4-TEN 4</u>	(12:28) R.Burkhead up the middle to TEN 7 for -3 yards (R.Evans).	
2-7-TEN 7	(11:48) (Shotgun) D.Mills pass short middle to D.Amendola for 7 yards, TOUCHDOWN.	P15
	TWO-POINT CONVERSION ATTEMPT. D.Mills pass to D.Amendola is complete. ATTEMPT SUCCEEDS.	

TEN 21 HST 18, 8 plays, 82 yards, 4:01 drive, 3:20 elapsed

K.Fairbairn kicks 65 yards from HST 35 to end zone, Touchback.

Tennessee Titans at 11:40

1-10-TEN 25	(11:40) A.Brewer reported in as eligible. D.Foreman right tackle to TEN 27 for 2 yards (C.Kirksey, M.Collins).	
2-8-TEN 27	(11:02) D.Hilliard left end to TEN 30 for 3 yards (C.Kirksey).	
3-5-TEN 30	(10:20) (Shotgun) R.Tannehill pass deep right to N.Westbrook-Ikhine pushed ob at HST 34 for 36 yards (E.Murray).	P18
<u>1-10-HST 34</u>	(9:35) D.Foreman right tackle to HST 31 for 3 yards (J.Martin, T.Thomas).	
2-7-HST 31	(8:52) D.Foreman right end pushed ob at HST 30 for 1 yard (N.Hewitt). HST-J.Jenkins was injured during the play. His return is Questionable.	
3-6-HST 30	(8:25) (Shotgun) R.Tannehill pass deep middle to A.Firkser to HST 6 for 24 yards (T.Brooks).	P19
<u>1-6-HST 6</u>	(7:44) Direct snap to D.Foreman. D.Foreman FUMBLES (Aborted) at HST 11, and recovers at HST 11. D.Foreman to HST 3 for 8 yards (K.Grugier-Hill, R.Lopez).	
2-3-HST 3	(7:04) (Shotgun) R.Tannehill pass short middle to J.Jones for 3 yards, TOUCHDOWN [M.Collins].	P20
	R.Bullock extra point is GOOD, Center-M.Cox, Holder-B.Kern.	

TEN 28 HST 18, 8 plays, 75 yards, 4:40 drive, 8:00 elapsed

R.Bullock kicks 65 yards from TEN 35 to end zone, Touchback.

Houston Texans at 7:00

1-10-HST 25	(7:00) D.Mills pass short right to C.Moore pushed ob at HST 30 for 5 yards (C.Jackson; J.Jenkins).	
2-5-HST 30	(6:38) (No Huddle) D.Johnson right guard to HST 45 for 15 yards (K.Byard). TEN-K.Fulton was injured during the play. His return is Probable.	R16
<u>1-10-HST 45</u>	(6:10) D.Mills pass short right to C.Moore to 50 for 5 yards (C.Jackson).	
2-5-50	(5:46) (No Huddle) D.Johnson up the middle to TEN 47 for 3 yards (D.Autry).	
3-2-TEN 47	(5:07) (Shotgun) D.Mills pass deep left to D.Amendola to TEN 26 for 21 yards (E.Molden).	P17
<u>1-10-TEN 26</u>	(4:38) (No Huddle, Shotgun) PENALTY on HST-C.Heck, False Start, 5 yards, enforced at TEN 26 - No Play.	
1-15-TEN 31	(4:38) (Shotgun) D.Mills pass short middle to D.Amendola to TEN 26 for 5 yards (E.Molden). TEN-E.Molden was injured during the play.	
2-10-TEN 26	(4:08) (Shotgun) D.Mills pass deep right to D.Amendola for 26 yards, TOUCHDOWN.	P18
	K.Fairbairn extra point is GOOD, Center-J.Weeks, Holder-C.Johnston.	

TEN 28 HST 25, 7 plays, 75 yards, 2:56 drive, 10:56 elapsed

K.Fairbairn kicks 49 yards from HST 35 to TEN 16. K.Blasingame to TEN 28 for 12 yards (T.Thomas).

Tennessee Titans at 4:04, (1st play from scrimmage 4:00)

1-10-TEN 28	(4:00) R.Tannehill pass short right to A.Brown to TEN 44 for 16 yards (N.Hewitt).	P21
	Timeout #1 by HST at 03:41.	
<u>1-10-TEN 44</u>	(3:41) A.Brewer reported in as eligible. D.Foreman left end to TEN 42 for -2 yards (C.Kirksey, N.Hewitt).	
2-12-TEN 42	(2:58) D.Hilliard up the middle to HST 48 for 10 yards (T.Brooks).	
	Timeout #2 by HST at 02:53.	
3-2-HST 48	(2:53) (Shotgun) D.Hilliard left guard to HST 46 for 2 yards (D.Walker).	R22
	Houston challenged the first down ruling, and the play was Upheld. The ruling on the field stands. (Timeout #3.)	
<u>1-10-HST 46</u>	(2:22) D.Hilliard left tackle to HST 46 for no gain (E.Murray).	

Two-Minute Warning

2-10-HST 46	(2:00) D.Hilliard left end to HST 35 for 11 yards (D.King).	R23
<u>1-10-HST 35</u>	(1:17) R.Tannehill kneels to HST 36 for -1 yards.	
2-11-HST 36	(:39) R.Tannehill kneels to HST 37 for -1 yards.	

END OF QUARTER

	Score	Time Poss	First Downs				Efficiencies	
			R	P	X	T	3 Down	4 Down
Tennessee Titans	28	8:44	2	4	0	6	3/3	0/0
Houston Texans	25	6:16	2	4	0	6	2/2	0/0

Miscellaneous Statistics Report

Tennessee Titans vs Houston Texans

1/9/2022 at NRG Stadium

Ten Longest Plays for Tennessee Titans

Yards	Qtr	Play Start	Play Description
36	4	3-5-TEN 30	(10:20) (Shotgun) R.Tannehill pass deep right to N.Westbrook-Ikhine pushed ob at HST 34 for 36 yards (E.Murray).
29	1	3-6-TEN 25	(4:45) (Shotgun) R.Tannehill pass deep middle to N.Westbrook-Ikhine to HST 46 for 29 yards (E.Murray).
24	2	2-11-HST 40	(1:52) R.Tannehill pass deep left to A.Brown pushed ob at HST 16 for 24 yards (D.King).
24	4	3-6-HST 30	(8:25) (Shotgun) R.Tannehill pass deep middle to A.Firkser to HST 6 for 24 yards (T.Brooks).
19	2	2-1-TEN 15	(13:29) R.Tannehill pass deep left to J.Jones ran ob at TEN 34 for 19 yards.
17	2	3-7-TEN 37	(12:16) (Shotgun) R.Tannehill pass short middle to A.Firkser to HST 46 for 17 yards (T.Brooks) [R.Blacklock].
16	2	1-10-HST 32	(10:45) D.Hilliard left guard to HST 16 for 16 yards (E.Murray, J.Jenkins).
16	2	2-7-TEN 18	(3:41) D.Foreman left tackle to TEN 34 for 16 yards (T.Thomas).
16	4	1-10-TEN 28	(4:00) R.Tannehill pass short right to A.Brown to TEN 44 for 16 yards (N.Hewitt).
15	2	1-10-HST 16	(9:58) R.Tannehill pass short right to D.Foreman to HST 1 for 15 yards (L.Johnson).

Ten Longest Plays for Houston Texans

Yards	Qtr	Play Start	Play Description
37	3	1-10-HST 18	(:41) (Shotgun) D.Mills pass deep middle to D.Amendola to TEN 45 for 37 yards (E.Molden).
30	4	2-10-TEN 45	(15:00) (Shotgun) D.Mills pass deep middle to N.Collins to TEN 15 for 30 yards (K.Byard).
28	3	1-10-TEN 28	(9:54) D.Mills pass deep right to C.Moore for 28 yards, TOUCHDOWN. Flea Flicker
26	4	2-10-TEN 26	(4:08) (Shotgun) D.Mills pass deep right to D.Amendola for 26 yards, TOUCHDOWN.
25	2	3-15-HST 20	(6:31) (Shotgun) D.Mills pass deep middle to B.Cooks to HST 45 for 25 yards (D.Long).
24	3	1-10-HST 35	(6:18) (Shotgun) D.Mills pass deep right to N.Collins to TEN 41 for 24 yards (K.Fulton).
21	4	3-2-TEN 47	(5:07) (Shotgun) D.Mills pass deep left to D.Amendola to TEN 26 for 21 yards (E.Molden).
20	3	2-15-TEN 48	(10:31) (Shotgun) D.Mills pass deep right to R.Burkhead to TEN 28 for 20 yards (Z.Cunningham).
15	4	2-5-HST 30	(6:38) (No Huddle) D.Johnson right guard to HST 45 for 15 yards (K.Byard). TEN-K.Fulton was injured during the play. His
14	1	1-10-HST 32	(1:22) (Shotgun) D.Mills pass short left to R.Burkhead to HST 46 for 14 yards (Z.Cunningham; H.Landry).

Touchdown Scoring Information

		Offense	Defense	Special Teams
VISITOR	Tennessee Titans	4	0	0
HOME	Houston Texans	3	0	0

Player Scoring Information

Club	Player	TD	Rush TD	Rec TD	KO TD	Punt TD	Int TD	Fum TD	Misc TD	FG	XP	2Pt Rush	2Pt Rec	Sfty	Points
TEN	J.Jones	0	0	1	0	0	0	0	0	0	0	0	0	0	6
TEN	N.Westbrook-Ikhine	0	0	1	0	0	0	0	0	0	0	0	0	0	6
TEN	A.Brown	0	0	1	0	0	0	0	0	0	0	0	0	0	6
TEN	A.Firkser	0	0	1	0	0	0	0	0	0	0	0	0	0	6
TEN	R.Bullock	0	0	0	0	0	0	0	0	0	4	0	0	0	4
HST	D.Amendola	0	0	2	0	0	0	0	0	0	0	0	1	0	14
HST	C.Moore	0	0	1	0	0	0	0	0	0	0	0	0	0	6
HST	K.Fairbairn	0	0	0	0	0	0	0	0	1	2	0	0	0	5

Possession Detail

	First Half		Second Half		Game	
	Visitor	Home	Visitor	Home	Visitor	Home
Largest Lead	21	0	14	0	21	0
Drives Leading	2	0	5	0	7	0
Time of Possession Leading	3:19	0:00	15:17	0:00	18:36	0:00
Largest Deficit	0	-21	0	-14	0	-21
Drives Trailing	0	3	0	4	0	7
Time of Possession Trailing	0:00	4:21	0:00	14:43	0:00	19:04
Times Score Tied Up		0		0		0
Lead Changes		1		0		1

Playtime Percentage

Percent of playtime per player on offense, defense and special teams (Unofficial)

Tennessee Titans

Houston Texans

		Tennessee Titans				Houston Texans							
		Offense	Defense	Special Teams				Offense	Defense	Special Teams			
D Quessenberry	G	68	100%	5	19%	C Heck	T	57	100%	3	11%		
N Davis	G	68	100%	5	19%	J McCray	C	57	100%	3	11%		
R Saffold	G	68	100%	5	19%	L Taylor	G	57	100%				
T Lewan	T	68	100%	5	19%	J Britt	C	57	100%				
R Tannehill	QB	68	100%			D Mills	QB	57	100%				
B Jones	C	68	100%			T Howard	T	54	95%	3	11%		
A Brown	WR	56	82%			N Collins	WR	41	72%				
N Westbrook-Ikhine	WR	50	74%	9	33%	R Burkhead	RB	40	70%				
G Swaim	TE	48	71%	5	19%	C Moore	WR	37	65%	9	33%		
J Jones	WR	46	68%			P Brown	TE	32	56%				
D Foreman	RB	35	51%			D Amendola	WR	30	53%				
D Hilliard	RB	34	50%	7	26%	B Jordan	TE	27	47%				
A Firkser	TE	23	34%	5	19%	J Camp	WR	22	39%	4	15%		
K Blasingame	FB	14	21%	14	52%	A Auclair	TE	20	35%	13	48%		
R McMath	WR	12	18%	18	67%	B Cooks	WR	18	32%				
C Rogers	WR	10	15%	5	19%	D Johnson	RB	17	30%				
A Brewer	C	7	10%			G Christian	T	3	5%	3	11%		
R Izzo	TE	5	7%			R Freeman	RB	1	2%	15	56%		
K Byard	FS			57	100%	T Brooks	SS		68	100%	8	30%	
D Long	LB			57	100%	D King	CB		68	100%	5	19%	
J Jenkins	CB			55	96%	E Murray	FS		68	100%	5	19%	
K Fulton	CB			54	95%	1	4%	C Kirksey	LB		68	100%	
H Landry	LB			54	95%			K Grugier-Hill	LB		66	97%	
A Hooker	FS			52	91%	6	22%	D Walker	DE		54	79%	
J Simmons	DT			52	91%	4	15%	J Martin	DE		52	76%	
Z Cunningham	LB			37	65%	4	15%	M Collins	DT		47	69%	
E Molden	CB			37	65%			L Johnson	CB		44	65%	
K Peko	DT			35	61%	9	33%	T Thomas	CB		43	63%	
D Autry	DE			34	60%	3	11%	R Lopez	DT		40	59%	
B Dupree	LB			34	60%			R Blacklock	DT		31	46%	
L Murchison	DT			13	23%	4	15%	J Jenkins	DE		26	38%	
K Strong	DE			13	23%			N Hewitt	LB		25	37%	
D Cruikshank	SS			11	19%	21	78%	T Mitchell	CB		24	35%	
B Skrine	CB			10	18%	7	26%	M Dwumfour	DT		15	22%	
C Jackson	CB			7	12%	13	48%	J Greenard	DE		7	10%	
D Hand	DE			6	11%			G Wallow	LB		2	3%	
O Adeniyi	LB			4	7%	22	81%	K Pierre-Louis	LB			24	89%
R Evans	LB			3	5%	5	19%	T Smith	CB			22	81%
N Dzubnar	LB			2	4%	22	81%	E Wilson	LB			20	74%
D Cole	LB					22	81%	C Strachan	LB			14	52%
M Farley	FS					20	74%	A Moore	FS			12	44%
J Wilkins	RB					13	48%	C Johnston	P			8	30%
R Bullock	K					10	37%	K Fairbairn	K			8	30%
M Cox	LS					9	33%	J Weeks	LS			8	30%
B Kern	P					9	33%						

C Levin	C	5	19%	J Moreland	CB	8	30%
D Radunz	T	5	19%	M Scharping	G	3	11%

2021 TENNESSEE TITANS REGULAR SEASON STATISTICS

Won 12, Lost 5

Date	W-L	Score	OT	Opponent	Attendance
09/12	L	13-38		Arizona	67,216
09/19	W	33-30	OT	at Seattle	68,585
09/26	W	25-16		Indianapolis	67,914
10/03	L	24-27	OT	at N.Y. Jets	70,232
10/10	W	37-19		at Jacksonville	58,282
10/18	W	34-31		Buffalo	69,419
10/24	W	27-3		Kansas City	69,484
10/31	W	34-31	OT	at Indianapolis	59,175
11/07	W	28-16		at L.A. Rams	71,785
11/14	W	23-21		New Orleans	69,414
11/21	L	13-22		Houston	67,395
11/28	L	13-36		at New England	65,878
12/12	W	20-0		Jacksonville	67,808
12/19	L	13-19		at Pittsburgh	59,521
12/23	W	20-17		San Francisco	69,361
01/02	W	34-3		Miami	69,091
01/09	W	28-25		at Houston	66,722

Statistic	Tenn.	Opp.
Total First Downs	362	331
Rushing	134	90
Passing	194	204
Penalty	34	37
3rd Down: Made/Att	103/236	77/210
3rd Down Pct.	43.6	36.7
4th Down: Made/Att	15/24	14/24
4th Down Pct.	62.5	58.3
Possession Avg.	32:40	27:20
Total Net Yards	5822	5607
Avg. Per Game	342.5	329.8
Total Plays	1133	1039
Avg. Per Play	5.1	5.4
Net Yards Rushing	2404	1438
Avg. Per Game	141.4	84.6
Total Rushes	551	368
Net Yards Passing	3418	4169
Avg. Per Game	201.1	245.2
Sacked/Yards Lost	47/327	43/316
Gross Yards	3745	4485
Att./Completions	535/359	628/395
Completion Pct.	67.1	62.9
Had Intercepted	14	16
Punts/Average	58/44.3	67/44.6
Net Punting Avg.	58/39.8	67/38.7
Penalties/Yards	103/973	118/1070
Fumbles/Ball Lost	25/11	21/6
Touchdowns	49	38
Rushing	23	14
Passing	22	24
Returns	4	0

Score By Periods	Q1	Q2	Q3	Q4	OT	PTS
Team	61	167	65	120	6	419
Opponents	56	112	84	99	3	354

Scoring	TD	Rush	Rec	Ret	K-PAT	FG	S	PTS
Bullock	0	0	0	0	42/45	26/31	0	120
Henry	10	10	0	0			0	62
Tannehill	7	7	0	0			0	42
A.J. Brown	5	0	5	0			0	30
Westbrook-Ikhine	4	0	4	0			0	24
Pruitt	3	0	3	0			0	20
Firkser	3	0	2	1c			0	18
Foreman	3	3	0	0			0	18
Swaim	3	0	3	0			0	18
Byard	2	0	0	2a			0	12
Hilliard	2	2	0	0			0	12
Batson	1	0	1	0			0	6
Fitzpatrick	1	0	1	0			0	6
Ju. Jones	1	0	1	0			0	6
McNichols	1	0	1	0			0	6
Molden	1	0	0	1b			0	6
Peterson	1	1	0	0			0	6
Rogers	1	0	1	0			0	6
Badgley	0	0	0	0	1/2	0/1	0	1
Team	49	23	22	4	43/47	26/32	0	419
Opponents	38	14	24	0	29/34	31/38	0	354

a - 30-yd fumble return at Jax, 10/10, and 24-yard interception return at LAR, 11/7; b - 2-yd interception return at Ind, 10/31; c - fumble recovery in end zone vs. Hou, 11/21

2-Pt Conv: Henry, Pruitt, TM 2-2; **OP 2-4**
Sacks: Landry 12, Autry 9, Simmons 8.5, Dupree 3, Adeniyi 2.5, N. Jones 2.5, Peko 2, Roberson 1.5, Byard 1, (group) 1, TM 43, OPP 47

FUM/Lost: Tannehill 10/4, Rogers 4/1, Firkser 2/1, Foreman 2/1, Hilliard 2/1, Blasingame 1/1, Brewer 1/0, Henry 1/0, McMath 1/1, Westbrook-Ikhine 1/1

Bullock: () (33G,30G,24G,44N,36G) (32G) (44G,46G,36G,49N) (34G) (43G,38G) (34G,51G) (46G,44G) () (28G,36G,36G) () (44N) (47N,44G,29G) (26G,32G) (38G,44G) (23G,44G) (42N) (46N) (33G,30G,24G,44N,36G) (32G) (44G,46G,36G,49N) (34G) (43G,38G) (34G,51G) (46G,44G) () (28G,36G,36G) () (44N) (47N,44G,29G) (26G,32G) (38G,44G) (23G,44G) (42N) (34G,43N) (31G) (43G,28G,24G,51N) (27G,22G) (53N) (24G,28G,52G) (42G,57N) (34G) (34G,22G,54G) (20G) (43G,24G,37G) (22G,37G,44G,53N,28G,52G) () (36G,56N,28G,46G,48G) (48G) (39G,53N) (31G)

Passing	Att	Cmp	Yds	Cmp%	Yds/Att	TD	TD%	Int	Int%	Long	Sack/Lost	Rating
Tannehill	531	357	3734	67.2	7.03	21	4.0	14	2.6	57t	47/327	89.6
A.J. Brown	2	0	0	0.0	0.00	0	0.0	0	0.0	---	0/0	39.6
M. Farley	1	1	6	100.0	6.00	0	0.0	0	0.0	6	0/0	91.7
Henry	1	1	5	100.0	5.00	1	100.0	0	0.0	5t	0/0	127.1
Team	535	359	3745	67.1	7.00	22	4.1	14	2.6	57t	47/327	90.0
Opponents	628	395	4485	62.9	7.14	24	3.8	16	2.5	68t	43/316	86.4

Rushing	No.	Yds	Avg	Long	TD
Henry	219	937	4.3	76t	10
Foreman	133	566	4.3	35	3
Hilliard	56	350	6.3	68t	2
Tannehill	55	270	4.9	28	7
McNichols	41	156	3.8	14	0
Peterson	27	82	3.0	16	1
Batson	2	15	7.5	11	0
A.J. Brown	2	10	5.0	7	0
Rogers	1	9	9.0	9	0
D. Evans	2	7	3.5	5	0
Blasingame	3	6	2.0	3	0
Sargent	2	4	2.0	2	0
M. Johnson	2	-2	-1.0	5	0
Woodside	6	-6	-1.0	-1	0
Team	551	2404	4.4	76t	23
Opponents	368	1438	3.9	58	14

Receiving	No.	Yds	Avg	Long	TD
A.J. Brown	63	869	13.8	57t	5
Westbrook-Ikhine	38	476	12.5	46	4
Firkser	34	291	8.6	24	2
Ju. Jones	31	434	14.0	51	1
Swaim	31	210	6.8	26	3
Rogers	30	301	10.0	39	1
McNichols	28	240	8.6	27	1
Hilliard	19	87	4.6	28	0
Henry	18	154	8.6	16	0
Pruitt	14	145	10.4	22	3
Reynolds	10	90	9.0	12	0
M. Johnson	9	160	17.8	50	0
Foreman	9	123	13.7	39	0
Fitzpatrick	5	49	9.8	18t	1
Hollister	4	33	8.3	14	0
Peterson	4	8	2.0	5	0
Hudson	3	31	10.3	14	0
Batson	2	15	7.5	13	1
D. Evans	2	11	5.5	6	0
McMath	2	8	4.0	9	0
Blasingame	2	4	2.0	5	0
Hooker	1	6	6.0	6	0
Team	359	3745	10.4	57t	22
Opponents	395	4485	11.4	68t	24

Interceptions	No.	Yds	Avg	Long	TD
Byard	5	66	13.2	24t	1
Fulton	2	13	6.5	13	0
Long	2	6	3.0	6	0
R. Evans	2	1	0.5	1	0
Hooker	1	21	21.0	21	0
Skrine	1	17	17.0	17	0
J. Brown	1	2	2.0	2	0
Molden	1	2	2.0	2t	1
Jenkins	1	0	0.0	0	0
Team	16	128	8.0	24t	2
Opponents	14	252	18.0	82	0

Punting	No.	Yds	Avg	Net	TB	In	Lg	B
Kern	47	2105	44.8	40.4	1	18	59	0
Townsend	11	465	42.3	37.0	1	2	63	0
Team	58	2570	44.3	39.8	2	20	63	0
Opponents	67	2986	44.6	38.7	5	27	66	0

Punt Returns	Ret	FC	Yds	Avg	Long	TD
Rogers	30	20	293	9.8	55	0
Jackson	0	0	0	---	0	0
Kinsey	0	1	0	---	---	0
Team	30	21	293	9.8	55	0
Opponents	22	16	223	10.1	18	0

Kickoff Returns	No.	Yds	Avg	Long	TD
Rogers	14	282	20.1	37	0
M. Johnson	9	179	19.9	31	0
Hilliard	8	177	22.1	26	0
Batson	5	80	16.0	20	0
McNichols	2	31	15.5	16	0
Blasingame	1	12	12.0	12	0
D. Evans	1	17	17.0	17	0
Team	40	778	19.5	37	0
Opponents	40	812	20.3	37	0

Field Goals	1-19	20-29	30-39	40-49	50+
Bullock	0/0	5/5	12/12	8/13	1/1
Badgley	0/0	0/0	0/0	0/1	0/0
Team	0/0	5/5	12/12	8/14	1/1
Opponents	0/0	12/12	9/9	7/8	3/9

GAME PREVIEW

TEAM NOTES

PLAYER NOTES

MEDIA

STATISTICS

ROSTERS

TITANS FALL 19-16 TO THE BENGALS AS 2021 SEASON COMES A PAINFUL ENDING

BY JIM WYATT
TENNESSEE TITANS
JANUARY 23, 2022

NASHVILLE – And, just like that, the 2021 season is over for the Tennessee Titans.

It wasn't supposed to end like this – with the Bengals celebrating at Nissan Stadium, after their field goal on the final play of the game sent them to the AFC Championship, while ending Tennessee's season.

"It's the same thing you always say: 31 teams are going to be pissed off," Titans coach Mike Vrabel said after his team's 19-16 loss to the Bengals. "You don't show up to the stadium planning postgame conversations with your team about losing and about having the finality of the season and about when you're going to meet and all those things. So, it's disappointing because I know they fight, and they compete.

"I'm disappointed for (the players) because I think they all believed obviously that we would win the game, that we were just getting started, that this was a second season, that the preparation and everything that we put into it was there. The execution wasn't. It's disappointing, but always hurt a lot more for them than I will myself."

Yes, the Titans lost in excruciating fashion in the Divisional Round of the playoffs on Saturday, as the Bengals won it on a 52-yard field goal by kicker Evan McPherson on the final play of the game.

The Titans had every reason to be upset with themselves.

Titans quarterback Ryan Tannehill was picked off three times, including an interception in the final seconds that set up the game-winning kick. The Titans squandered opportunities, made

mistakes, and they couldn't capitalize on an incredible performance by the team's pass rushers.

"It was a frustrating day all the way around," Tannehill said. "A great opportunity and we didn't make the plays we needed to win. The defense played a heck of a game, really dominated. It was really fun to watch them play. We didn't make enough plays to win it. This hurts, hurts bad. I didn't think we would be having this conversation right now. It was not my vision for the game at all."

The Titans' pass rushers played their tails off.

The defense recorded nine sacks of Bengals quarterback Joe Burrow in the contest, a franchise record in the postseason. It also tied an NFL postseason record.

Jeffery Simmons tallied three of the sacks, and Denico Autry and Harold Landry added 1.5 sacks each.

"It sucks (to lose)," Simmons said. "It hurts. We work day in and day out, and we just came up short. Props to (the Bengals), they made more plays than us at the end."

Yes, it wasn't enough, as the AFC's No.1-seeded team went down after a 12-5 regular season, and some impressive wins.

"We didn't get the job done," said Titans receiver A.J. Brown, who had five catches for 142 yards and a touchdown in the game. "We're not here to see how good the regular season can be. We're trying to win the Super Bowl.

"That's not my job to try to pinpoint what's missing and what's not. But I think collectively as a group, we have more than enough talent in that locker room. It comes to execution, and today we just fell short. We had opportunities and we didn't get it done."

The Titans trailed 16-6 in the third quarter before rallying.

Late in the third quarter, Titans kicker Randy Bullock made a 34-yard field goal to cut the lead to 16-9.

Then came a big play, as Titans safety Amani Hooker intercepted a pass from Burrow at the Cincinnati 27-yard line with 1:19 left in the third quarter.

Two plays later, Tannehill connected with Brown for a 33-yard touchdown catch to make it 16-16 with 15 seconds left in the third quarter. The Nissan Stadium crowd was fired up, and in a frenzy.

But what happened next was a gut-punch.

Tannehill was intercepted with 20 seconds left, and the Bengals got into position for the game-winning kick.

"Playoff football, turnover margins hurt," Titans center Ben Jones said. "It sucks. We were in situations where we have to be better as a whole offense. We have to execute better, and we can't make those kinds of mistakes in these kind of games."

Things didn't start out well for the Titans, as Tannehill was intercepted on the team's first offensive play of the game.

The turnover led to an early field goal by the Bengals, who jumped ahead 3-0.

After another stalled drive from the Titans, McPherson made it 6-0 with 2:11 left in the first quarter on another field goal.

The Titans tied the game at 6-6 on a three-yard touchdown run by running back Derrick Henry, who lined up in the Wildcat and ran into the end zone after taking the snap. The run capped a nine-play, 84-yard drive that was jumpstarted with a 43-yard catch by Brown. The ensuing two-point try failed.

But the Bengals reclaimed the lead 9-6 with a 54-yard field goal by

McPherson to make it 9-6 with 1:35 left in the first half.

The second half started in ominous fashion for the Titans, as the Bengals drove the field and took a 16-6 lead on a 16-yard touchdown run by running back Joe Mixon.

Just when it looked like the Titans would trim the lead after a 45-yard run by D'Onta Foreman gave the team a first-and-goal at the 9, Tannehill was intercepted by blitzing Bengals cornerback Mike Hilton, who tipped the pass, and then intercepted it.

But the Titans kept swinging, rallying to tie it.

Ultimately, however, the game ended in disappointment.

"We felt like this was our year," Titans safety Kevin Byard said. "We felt like this was the year we were going to put it all together and go win a Super Bowl, but, you know, it didn't happen that way. Like I said, it's hard to kind of put everything in perspective right now, but at the end of the day, just grateful. Just grateful for the guys, grateful for the opportunity to just play with these guys. Some of the guys I won't be able to play with again, so just appreciative."

In his first game since October 31, Henry finished the contest with 62 yards and a touchdown on 20 carries.

Tannehill threw for 220 yards and a score, along with the three interceptions on a day when the Titans were just 1-of-8 on third down.

"Everybody is just stunned," Henry said after the game. "We all didn't expect this and didn't want it to happen. We enjoy being around each other, enjoy playing and being a team. We go out there and fight each and every week and came up a little short today. Just stings, it hurts."

Burrow managed to throw for 348 yards despite being under pressure

most the game, and his late throw helped put the Bengals in a position to break Tennessee's heart.

Now, the Titans head into the offseason.

"It is super shocking," Titans left tackle Taylor Lewan said of the abrupt ending. "None of us expected this. I don't think any of you guys expected this. Even during the week, the intensity in practice, you would have thought it was Week One. Everyone seemed so fresh and ready to go. In those games, you just have to give credit to the team that won. They won. August is a long way away. Hopefully, we bring back as many guys as possible. Jon (Robinson) and (Mike) Vrabel know what is best for this team and they are going to do that. I am excited to see how it all unfolds."

###

Divisional Playoff Round

National Football League Game Summary

NFL Copyright © 2021 by The National Football League. All rights reserved. This summary and play-by-play is for the express purpose of assisting media in their coverage of the game; any other use of this material is prohibited without the written permission of the National Football League.

Date: Saturday, 1/22/2022

Cincinnati Bengals at Tennessee Titans
at Nissan Stadium, Nashville, TN

Start Time: 3:32 PM CST

Game Day Weather

Game Weather: Sunny

Temp: 34° F (1.1° C) Humidity: 46%, Wind: 0 mph

Played Open Stadium on Turf: Grass

Outdoor Weather: Sunny, Wind Chill: 34

Officials

Referee: Blakeman, Clete (34)
Line Judge: Perlman, Mark (9)
Back Judge: Yette, Greg (38)

Umpire: Michalek, Tony (115)
Field Judge: Jeffries, Anthony (36)
Replay Official: Wimmer, Mike (0)

Down Judge: Payne, Kent (79)
Side Judge: Willard, Don (58)

Lineups

Cincinnati Bengals			Tennessee Titans				
Offense		Defense	Offense		Defense		
WR 85	T.Higgins	LDE 94	S.Hubbard	TE 83	R.Izzo	DT 98	J.Simmons
TE 87	C.Uzomah	DT 68	J.Tupou	TE 87	G.Swaim	DT 90	N.Jones
LT 73	J.Williams	NT 98	D.Reader	LT 77	T.Lewan	DL 96	D.Autry
LG 67	Q.Spain	DT 92	B.Hill	LG 76	R.Saffold	OLB 58	H.Landry
C 66	T.Hopkins	RDE 91	T.Hendrickson	C 60	B.Jones	LB 51	D.Long
RG 77	H.Adeniji	LB 55	L.Wilson	RG 64	N.Davis	LB 41	Z.Cunningham
RT 75	I.Prince	LB 57	G.Pratt	RT 72	D.Quessenberry	CB 26	K.Fulton
WR 83	T.Boyd	CB 20	E.Apple	WR 11	A.Brown	CB 24	E.Molden
WR 1	J.Chase	CB 22	C.Awuzie	WR 2	J.Jones	CB 20	J.Jenkins
QB 9	J.Burrow	S 24	V.Bell	QB 17	R.Tannehill	S 31	K.Byard
HB 28	J.Mixon	S 30	J.Bates III	RB 22	D.Henry	S 37	A.Hooker

Substitutions

K 2 E.McPherson, P 10 K.Huber, WR 11 T.Taylor, CB 21 M.Hilton, HB 25 C.Evans, CB 26 T.Waynes, S 31 Mi.Thomas, CB 33 T.Flowers, HB 34 S.Perine, S 37 R.Allen, LB 44 C.Johnston, LS 46 C.Harris, LB 47 K.Jones, LB 51 M.Bailey, C 63 T.Hill, NT 69 Z.Kerr, G 79 J.Carman, WR 80 M.Thomas, TE 84 M.Wilcox, TE 89 D.Sample, DE 90 K.Kareem, EDGE 96 C.Sample, DT 99 T.Shelvin

P 6 B.Kern, RB 7 D.Foreman, K 14 R.Bullock, WR 15 N.Westbrook-Ikhine, S 21 M.Farley, DB 29 D.Cruikshank, DB 35 C.Jackson, CB 38 B.Skrine, RB 40 D.Hilliard, FB 45 K.Blasingame, LS 46 M.Cox, OLB 48 B.Dupree, LB 49 N.Dzubnar, LB 53 D.Cole, LB 55 J.Brown, G 61 C.Levin, G/C 62 A.Brewer, T 71 K.Lamm, WR 80 C.Rogers, WR 81 R.McMath, TE 86 A.Firkser, OLB 92 O.Adeniyi, DT 95 K.Peko, DE 97 K.Strong

Did Not Play

QB 8 B.Allen, CB 35 J.Davis, G 70 D.Smith

Did Not Play

QB 5 L.Woodside, CB 23 C.Jones

Not Active

WR 16 T.Irwin, WR 17 S.Morgan, CB 29 V.Hargreaves, HB 32 T.Williams, OT 74 F.Johnson, DE 93 W.Ray

Not Active

WR 10 D.Fitzpatrick, OLB 50 D.Roberson, LB 54 R.Evans, OL 75 D.Radunz, DL 91 L.Murchison, DT 93 T.Tart

Field Goals (made () & missed)

		(38)	(45)	(54)	(52)	R.Bullock	(34)				
						1	2	3	4	OT	Total
VISITOR:	Cincinnati Bengals					6	3	7	3	0	19
HOME:	Tennessee Titans					0	6	10	0	0	16

Scoring Plays

Team	Qtr	Time	Play Description (Extra Point) (Drive Info)	Visitor	Home
Bengals	1	12:03	E.McPherson 38 yd. Field Goal (6-22, 2:50)	3	0
Bengals	1	2:11	E.McPherson 45 yd. Field Goal (6-61, 3:41)	6	0
Titans	2	6:07	D.Henry 3 yd. run (run failed) (9-84, 5:10)	6	6
Bengals	2	1:35	E.McPherson 54 yd. Field Goal (11-39, 4:32)	9	6
Bengals	3	9:34	J.Mixon 16 yd. run (E.McPherson kick) (9-65, 5:26)	16	6
Titans	3	1:36	R.Bullock 34 yd. Field Goal (7-56, 3:24)	16	9
Titans	3	0:15	A.Brown 33 yd. pass from R.Tannehill (R.Bullock kick) (2-27, 1:04)	16	16
Bengals	4	0:00	E.McPherson 52 yd. Field Goal (4-19, 0:20)	19	16

Paid Attendance: 69,242

Time: 2:59

Final Team Statistics

	Visitor Bengals	Home Titans
TOTAL FIRST DOWNS	17	16
By Rushing	4	7
By Passing	13	9
By Penalty	0	0
THIRD DOWN EFFICIENCY	7-15-46.7%	1-8-12.5%
FOURTH DOWN EFFICIENCY	0-0-0.0%	0-1-0.0%
TOTAL NET YARDS	345	353
Total Offensive Plays (inc. times thrown passing)	64	52
Average gain per offensive play	5.4	6.8
NET YARDS RUSHING	65	140
Total Rushing Plays	18	27
Average gain per rushing play	3.6	5.2
Tackles for a loss-number and yards	2-4	4-5
NET YARDS PASSING	280	213
Times thrown - yards lost attempting to pass	9-68	1-7
Gross yards passing	348	220
PASS ATTEMPTS-COMPLETIONS-HAD INTERCEPTED	37-28-1	24-15-3
Avg gain per pass play (inc.# thrown passing)	6.1	8.5
KICKOFFS Number-In End Zone-Touchbacks	5-5-4	4-1-1
PUNTS Number and Average	5-40.6	4-41.5
Had Blocked	0	0
FGs - PATs Had Blocked	0-0	0-0
Net Punting Average	39.6	41.5
TOTAL RETURN YARDAGE (Not Including Kickoffs)	19	20
No. and Yards Punt Returns	0-0	3-5
No. and Yards Kickoff Returns	3-82	1-26
No. and Yards Interception Returns	3-19	1-15
PENALTIES Number and Yards	6-46	2-15
FUMBLES Number and Lost	0-0	0-0
TOUCHDOWNS	1	2
Rushing	1	1
Passing	0	1
EXTRA POINTS Made-Attempts	1-1	1-2
Kicking Made-Attempts	1-1	1-1
Rushing Made-Attempts	0-0	0-1
FIELD GOALS Made-Attempts	4-4	1-1
RED ZONE EFFICIENCY	1-2-50%	1-3-33%
GOAL TO GO EFFICIENCY	0-0-0%	1-2-50%
SAFETIES	0	0
FINAL SCORE	19	16
TIME OF POSSESSION	33:25	26:35

Ball Possession And Drive Chart

Cincinnati Bengals

#	Time Recd	Time Lost	Time Poss	How Ball Obtained	Drive Began	# Play	Yds Gain	Yds Pen	Net Yds	1st Down	Last Scrm	How Given Up
1	14:53	12:03	2:50	Interception	TEN 42	6	27	-5	22	1	TEN 20	Field Goal
2	10:00	8:29	1:31	Punt	CIN 31	3	-4	0	-4	0	CIN 27	Punt
3	5:52	2:11	3:41	Punt	CIN 12	6	61	0	61	1	TEN 27	Field Goal
4	14:52	11:17	3:35	Punt	CIN 12	6	28	0	28	1	CIN 40	Punt
5	6:07	1:35	4:32	Kickoff	CIN 25	11	44	-5	39	3	* TEN 36	Field Goal
6	1:02	0:00	1:02	Punt	CIN 18	7	58	0	58	3	CIN 44	End of Half
7	15:00	9:34	5:26	Kickoff	CIN 35	9	65	0	65	4	* TEN 16	Touchdown
8	6:41	5:00	1:41	Interception	CIN 24	3	5	0	5	0	CIN 29	Punt
9	1:36	1:19	0:17	Kickoff	CIN 40	1	0	0	0	0	CIN 40	Interception
10	0:15	11:18	3:57	Kickoff	CIN 20	6	32	0	32	2	TEN 48	Punt
11	7:16	2:43	4:33	Downs	CIN 37	6	10	-5	5	1	CIN 42	Punt
12	0:20	0:00	0:20	Interception	CIN 47	4	19	0	19	1	TEN 34	Field Goal

(359) Average CIN 30

Tennessee Titans

#	Time Recd	Time Lost	Time Poss	How Ball Obtained	Drive Began	# Play	Yds Gain	Yds Pen	Net Yds	1st Down	Last Scrm	How Given Up
1	15:00	14:53	0:07	Kickoff	TEN 25	1	0	0	0	0	TEN 25	Interception
2	12:03	10:00	2:03	Kickoff	TEN 25	3	-6	0	-6	0	TEN 19	Punt
3	8:29	5:52	2:37	Punt	TEN 40	6	21	0	21	2	CIN 39	Punt
4	2:11	14:52	2:19	Kickoff	TEN 25	5	22	0	22	1	TEN 47	Punt
5	11:17	6:07	5:10	Punt	TEN 16	9	84	0	84	5	* CIN 3	Touchdown
6	1:35	1:02	0:33	Kickoff	TEN 26	3	8	0	8	0	TEN 34	Punt
7	9:34	6:41	2:53	Kickoff	TEN 25	5	66	0	66	2	* CIN 9	Interception
8	5:00	1:36	3:24	Punt	TEN 28	7	56	0	56	2	* CIN 16	Field Goal
9	1:19	0:15	1:04	Interception	CIN 27	2	32	-5	27	1	CIN 33	Touchdown
10	11:18	7:16	4:02	Punt	TEN 17	7	46	0	46	2	CIN 35	Downs
11	2:43	0:20	2:23	Punt	TEN 16	5	24	0	24	1	TEN 40	Interception

(316) Average TEN 29

* inside opponent's 20

Time of Possession by Quarter		1st	2nd	3rd	4th	OT	Total
Visitor	Cincinnati Bengals	8:02	9:09	7:39	8:35		33:25
Home	Tennessee Titans	6:58	5:51	7:21	6:25		26:35

Kickoff Drive No.-Start Average Bengals: 4 - CIN 30 Titans: 5 - TEN 25

Final Defensive Statistics

Cincinnati Bengals	Regular Defensive Plays											Special Teams					Misc				
	TKL	AST	COMB	SK	/ YDS	TFL	Q	IN	PD	FF	FR	TKL	AST	FF	FR	BL	TKL	AST	FF	FR	
L.Wilson	6	2	8	0	0	1	1	1	1	0	0	0	0	0	0	0	0	0	0	0	0
V.Bell	5	1	6	1	7	1	1	0	0	0	0	0	0	0	0	0	0	0	0	0	0
D.Reader	5	1	6	0	0	2	1	0	0	0	0	0	0	0	0	0	0	0	0	0	0
C.Awuzie	3	2	5	0	0	0	0	0	0	0	0	0	0	0	0	0	0	0	0	0	0
J.Bates III	4	0	4	0	0	0	0	1	1	0	0	0	0	0	0	0	0	0	0	0	0
G.Pratt	4	0	4	0	0	0	0	0	0	0	0	0	0	0	0	0	0	0	0	0	0
B.Hill	3	0	3	0	0	0	1	0	0	0	0	0	0	0	0	0	0	0	0	0	0
E.Apple	2	1	3	0	0	0	0	0	1	0	0	0	0	0	0	0	0	0	0	0	0
S.Hubbard	2	1	3	0	0	1	0	0	0	0	0	0	0	0	0	0	0	0	0	0	0
M.Hilton	1	1	2	0	0	0	0	1	1	0	0	0	0	0	0	0	0	0	0	0	0
M.Bailey	0	2	2	0	0	0	0	0	0	0	0	2	0	0	0	0	0	0	0	0	0
T.Flowers	1	0	1	0	0	0	0	0	1	0	0	2	0	0	0	0	0	0	0	0	0
Z.Kerr	1	0	1	0	0	0	0	0	0	0	0	0	0	0	0	0	0	0	0	0	0
C.Sample	1	0	1	0	0	0	0	0	0	0	0	0	0	0	0	0	0	0	0	0	0
T.Hendrickson	0	1	1	0	0	0	1	0	0	0	0	0	0	0	0	0	0	0	0	0	0
S.Perine	0	0	0	0	0	0	0	0	0	0	0	0	0	0	0	0	1	0	0	0	0
Total	38	12	50	1	7	5	5	3	5	0	0	4	0	0	0	0	1	0	0	0	0

TKL = Tackle AST = Assist COMB = Combined QH=QB Hit IN = Interception PD = Pass Defense FF = Forced Fumble FR = Fumble Recovery

Tennessee Titans	Regular Defensive Plays											Special Teams					Misc				
	TKL	AST	COMB	SK	/ YDS	TFL	QH	IN	PD	FF	FR	TKL	AST	FF	FR	BL	TKL	AST	FF	FR	
Z.Cunningham	8	2	10	0	0	1	0	0	0	0	0	0	0	0	0	0	0	0	0	0	0
J.Simmons	7	1	8	3	28	3	3	0	0	0	0	0	0	0	0	0	0	0	0	0	0
D.Long	6	2	8	1	0	1	1	0	0	0	0	0	0	0	0	0	0	0	0	0	0
A.Hooker	4	3	7	0	0	0	0	1	2	0	0	1	0	0	0	0	0	0	0	0	0
H.Landry	4	2	6	1.5	11.5	1	2	0	0	0	0	0	0	0	0	0	0	0	0	0	0
K.Fulton	4	2	6	0	0	0	0	0	0	0	0	0	0	0	0	0	0	0	0	0	0
D.Cruikshank	3	1	4	0	0	0	0	0	0	0	0	0	0	0	0	0	0	0	0	0	0
K.Byard	3	0	3	0	0	0	0	0	0	0	0	0	0	0	0	0	0	0	0	0	0
D.Autry	1	2	3	1.5	7.5	1	2	0	1	0	0	0	0	0	0	0	0	0	0	0	0
B.Dupree	2	0	2	1	16	1	1	0	0	0	0	0	0	0	0	0	0	0	0	0	0
J.Brown	1	1	2	0	0	0	1	0	0	0	0	0	0	0	0	0	0	0	0	0	0
J.Jenkins	1	1	2	0	0	0	0	0	1	0	0	0	0	0	0	0	0	0	0	0	0
N.Jones	0	2	2	0.5	1.5	0	2	0	0	0	0	0	0	0	0	0	0	0	0	0	0
K.Peko	0	2	2	0.5	3.5	0	1	0	0	0	0	0	0	0	0	0	0	0	0	0	0
C.Jackson	1	0	1	0	0	0	0	0	0	0	0	1	0	0	0	0	0	0	0	0	0
B.Skrine	1	0	1	0	0	0	0	0	0	0	0	0	0	0	0	0	0	0	0	0	0
E.Molden	0	1	1	0	0	0	0	0	0	0	0	0	0	0	0	0	0	0	0	0	0
M.Farley	0	0	0	0	0	0	0	0	0	0	0	1	0	0	0	0	0	0	0	0	0
J.Jones	0	0	0	0	0	0	0	0	0	0	0	0	0	0	0	0	1	0	0	0	0
R.Tannehill	0	0	0	0	0	0	0	0	0	0	0	0	0	0	0	0	1	0	0	0	0
A.Firkser	0	0	0	0	0	0	0	0	0	0	0	0	0	0	0	0	1	0	0	0	0
Total	46	22	68	9	68	8	13	1	4	0	0	3	0	0	0	0	3	0	0	0	0

First Half Summary

	PERIOD SCORES		TIME OF POSSESSION
Bengals	6 3 = 9	Bengals	17:11
Titans	0 6 = 6	Titans	12:49

Scoring Plays

Team	Qtr	Time	Play Description (Extra Point) (Drive Info)	Visitor	Home
Bengals	1	12:03	E.McPherson 38 yd. Field Goal (6-22, 2:50)	3	0
Bengals	1	2:11	E.McPherson 45 yd. Field Goal (6-61, 3:41)	6	0
Titans	2	6:07	D.Henry 3 yd. run (run failed) (9-84, 5:10)	6	6
Bengals	2	1:35	E.McPherson 54 yd. Field Goal (11-39, 4:32)	9	6

	Cincinnati Bengals	Tennessee Titans
TOTAL FIRST DOWNS	9	8
First Downs Rushing-Passing-by Penalty	0 - 9 - 0	3 - 5 - 0
THIRD DOWN EFFICIENCY	4-9-44.4%	1-5-20.0%
TOTAL NET YARDS	214	129
Total Offensive Plays	36	27
NET YARDS RUSHING	7	44
NET YARDS PASSING	207	85
Gross Yards Passing	236	92
Times thrown-yards lost attempting to pass	5-29	1-7
Pass Attempts-Completions-Had Intercepted	24 - 17 - 0	13 - 7 - 1
Punts-Number and Average	2 - 43.5	4 - 41.5
Penalties-Number and Yards	4 - 26	1 - 10
Fumbles-Number and Lost	0 - 0	0 - 0
Red Zone Efficiency	0-1-0%	1-1-100%
Average Drive Start	CIN 26	TEN 26

Cincinnati Bengals										Tennessee Titans									
RUSHING										RUSHING									
	ATT	YDS	AVG	LG	TD		ATT	YDS	AVG	LG	TD								
J.Mixon	6	5	0.8	5	0	D.Henry	10	30	3.0	8	1								
J.Chase	1	2	2.0	2	0	R.Tannehill	2	12	6.0	8	0								
						D.Foreman	1	2	2.0	2	0								
Total	7	7	1.0	5	0	Total	13	44	3.4	8	1								
PASSING										PASSING									
	ATT	CMP	YDS	SK/YD	TD	LG	IN	RT		ATT	CMP	YDS	SK/YD	TD	LG	IN	RT		
J.Burrow	24	17	236	5/29	0	57	0	102.1	R.Tannehill	13	7	92	1/7	0	41	1	44.4		
Total	24	17	236	5/29	0	57	0	102.1	Total	13	7	92	1/7	0	41	1	44.4		
PASS RECEIVING										PASS RECEIVING									
	TAR	REC	YDS	AVG	LG	TD		TAR	REC	YDS	AVG	LG	TD						
T.Higgins	6	5	71	14.2	22	0	J.Jones	4	3	37	12.3	13	0						
C.Uzomah	5	4	46	11.5	32	0	A.Brown	5	2	49	24.5	41	0						
J.Mixon	5	4	41	10.3	21	0	D.Hilliard	1	1	3	3.0	3	0						
T.Boyd	3	2	17	8.5	10	0	C.Rogers	1	1	3	3.0	3	0						
J.Chase	2	1	57	57.0	57	0	K.Blasingame	1	0	0	0.0	0	0						
S.Perine	1	1	4	4.0	4	0	A.Firkser	1	0	0	0.0	0	0						
Total	22	17	236	13.9	57	0	Total	13	7	92	13.1	41	0						

Cincinnati Bengals	Regular Defensive Plays												Special Teams					Misc			
	TKL	AST	COMB	SK	/ YDS	TFL	Q	IN	PD	FF	FR	TKL	AST	FF	FR	BL	TKL	AST	FF	FR	
V.Bell	4	1	5	1	7	1	1	0	0	0	0	0	0	0	0	0	0	0	0	0	
D.Reader	3	1	4	0	0	2	1	0	0	0	0	0	0	0	0	0	0	0	0	0	
L.Wilson	3	0	3	0	0	0	1	0	0	0	0	0	0	0	0	0	0	0	0	0	
C.Awuzie	1	2	3	0	0	0	0	0	0	0	0	0	0	0	0	0	0	0	0	0	
Total	11	4	15	1	7	3	3	0	0	0	0	0	0	0	0	0	0	0	0	0	

First Quarter

CIN wins the coin toss and elects to defer. TEN elects to Receive, and CIN elects to defend the north goal.

E.McPherson kicks 65 yards from CIN 35 to end zone, Touchback.

Tennessee Titans at 15:00

1-10-TEN 25 (15:00) R.Tannehill pass deep right intended for J.Jones INTERCEPTED by J.Bates III at TEN 42. J.Bates III to TEN 42 for no gain (J.Jones).

Cincinnati Bengals at 14:53

1-10-TEN 42 (14:53) (Shotgun) J.Burrow sacked at TEN 45 for -3 yards (sack split by N.Jones and D.Autry).

2-13-TEN 45 (14:08) (Shotgun) J.Burrow pass short left to J.Mixon pushed ob at TEN 24 for 21 yards (A.Hooker). P1

1-10-TEN 24 (13:36) (Shotgun) J.Mixon left guard to TEN 23 for 1 yard (H.Landry; N.Jones).

2-9-TEN 23 (12:55) (Shotgun) J.Burrow pass incomplete short left to J.Mixon.

3-9-TEN 23 (12:52) (Shotgun) PENALTY on CIN, Delay of Game, 5 yards, enforced at TEN 23 - No Play.

3-14-TEN 28 (12:52) (Shotgun) J.Burrow pass short right to T.Higgins to TEN 20 for 8 yards (D.Cruikshank).

4-6-TEN 20 (12:06) E.McPherson 38 yard field goal is GOOD, Center-C.Harris, Holder-K.Huber.

CIN 3 TEN 0, 6 plays, 22 yards, 2:50 drive, 2:57 elapsed

E.McPherson kicks 65 yards from CIN 35 to end zone, Touchback.

Tennessee Titans at 12:03

1-10-TEN 25 (12:03) D.Henry left tackle to TEN 27 for 2 yards (V.Bell, M.Hilton).

2-8-TEN 27 (11:25) D.Henry left tackle to TEN 26 for -1 yards (D.Reader).

3-9-TEN 26 (10:42) (Shotgun) R.Tannehill sacked at TEN 19 for -7 yards (V.Bell).

4-16-TEN 19 (10:10) B.Kern punts 50 yards to CIN 31, Center-M.Cox, downed by TEN-D.Cruikshank.

Cincinnati Bengals at 10:00

1-10-CIN 31 (10:00) (Shotgun) J.Burrow pass incomplete short left to C.Uzomah.

2-10-CIN 31 (9:57) (Shotgun) J.Burrow sacked at CIN 23 for -8 yards (H.Landry).

3-18-CIN 23 (9:17) (Shotgun) J.Burrow pass short left to S.Perine to CIN 27 for 4 yards (J.Simmons).

4-14-CIN 27 (8:39) K.Huber punts 48 yards to TEN 25, Center-C.Harris, fair catch by C.Rogers.

PENALTY on CIN-T.Flowers, Fair Catch Interference, 15 yards, enforced at TEN 25.

Tennessee Titans at 8:29

1-10-TEN 40 (8:29) R.Tannehill pass short right to J.Jones to CIN 49 for 11 yards (V.Bell). P1

1-10-CIN 49 (7:57) (No Huddle) D.Henry left guard to CIN 41 for 8 yards (G.Pratt).

2-2-CIN 41 (7:30) (No Huddle) D.Henry right guard to CIN 38 for 3 yards (V.Bell; C.Awuzie). R2

1-10-CIN 38 (6:52) (No Huddle) D.Henry right tackle to CIN 39 for -1 yards (D.Reader, S.Hubbard).

2-11-CIN 39 (6:11) R.Tannehill pass incomplete short right to K.Blasingame.

3-11-CIN 39 (6:04) (Shotgun) R.Tannehill pass incomplete short left to A.Brown [L.Wilson].

4-11-CIN 39 (6:00) (Punt formation) Penalty on TEN, Delay of Game, declined.

4-11-CIN 39 (6:00) B.Kern punts 27 yards to CIN 12, Center-M.Cox, fair catch by T.Taylor.

Cincinnati Bengals at 5:52

1-10-CIN 12 (5:52) (Shotgun) J.Mixon up the middle to CIN 13 for 1 yard (H.Landry).

2-9-CIN 13 (5:17) (Shotgun) J.Burrow pass short left to J.Chase to TEN 30 for 57 yards (Z.Cunningham). P2

1-10-TEN 30 (4:26) J.Chase left end to TEN 28 for 2 yards (J.Simmons).

2-8-TEN 28 (3:45) (Shotgun) J.Burrow sacked at TEN 34 for -6 yards (D.Autry).

3-14-TEN 34 (3:01) (Shotgun) J.Burrow pass short right to T.Higgins to TEN 27 for 7 yards (D.Cruikshank).

4-7-TEN 27 (2:15) E.McPherson 45 yard field goal is GOOD, Center-C.Harris, Holder-K.Huber.

CIN 6 TEN 0, 6 plays, 61 yards, 3:41 drive, 12:49 elapsed

E.McPherson kicks 65 yards from CIN 35 to end zone, Touchback.

Tennessee Titans at 2:11

1-10-TEN 25 (2:11) D.Foreman left guard to TEN 27 for 2 yards (M.Bailey; D.Reader).

2-8-TEN 27 (1:33) R.Tannehill pass short left to J.Jones to TEN 40 for 13 yards (G.Pratt, C.Awuzie). P3

1-10-TEN 40 (:56) R.Tannehill pass incomplete deep right to A.Brown [D.Reader].

2-10-TEN 40 (:50) (Shotgun) R.Tannehill pass short right to C.Rogers to TEN 43 for 3 yards (L.Wilson).

3-7-TEN 43 (:07) (Shotgun) R.Tannehill scrambles left end to TEN 47 for 4 yards (T.Flowers, T.Hendrickson).

Cincinnati Bengals vs Tennessee Titans at Nissan Stadium

END OF QUARTER

	Score	Time Poss	First Downs				Efficiencies	
			R	P	X	T	3 Down	4 Down
Cincinnati Bengals	6	8:02	0	2	0	2	0/3	0/0
Tennessee Titans	0	6:58	1	2	0	3	0/3	0/0

Tennessee Titans continued.

4-3-TEN 47 (15:00) B.Kern punts 41 yards to CIN 12, Center-M.Cox, fair catch by T.Taylor.

Cincinnati Bengals at 14:52

1-10-CIN 12 (14:52) J.Mixon right guard to CIN 17 for 5 yards (B.Dupree, D.Long).

2-5-CIN 17 (14:19) (Shotgun) J.Burrow pass incomplete short right to J.Chase.

Timeout #1 by CIN at 14:15.

3-5-CIN 17 (14:15) (Shotgun) J.Burrow pass deep left to T.Higgins pushed ob at CIN 36 for 19 yards (K.Fulton). P3

1-10-CIN 36 (13:40) J.Mixon right end to CIN 33 for -3 yards (D.Long, D.Autry).

2-13-CIN 33 (12:57) (Shotgun) J.Mixon up the middle to CIN 33 for no gain (Z.Cunningham).

3-13-CIN 33 (12:12) (Shotgun) J.Burrow pass short right to C.Uzomah to CIN 40 for 7 yards (K.Byard, D.Cruikshank).

4-6-CIN 40 (11:30) K.Huber punts 39 yards to TEN 21, Center-C.Harris. C.Rogers to TEN 26 for 5 yards (M.Bailey).

PENALTY on TEN-R.McMath, Offensive Holding, 10 yards, enforced at TEN 26.

Tennessee Titans at 11:17

1-10-TEN 16 (11:17) R.Tannehill pass deep right to A.Brown to CIN 43 for 41 yards (J.Bates III) [T.Hendrickson]. P4

1-10-CIN 43 (10:35) D.Henry left guard to CIN 40 for 3 yards (Z.Kerr).

2-7-CIN 40 (10:07) (No Huddle) D.Henry right tackle to CIN 36 for 4 yards (J.Bates III, E.Apple).

3-3-CIN 36 (9:22) (Shotgun) R.Tannehill pass short left to D.Hilliard to CIN 33 for 3 yards (C.Awuzie). P5

1-10-CIN 33 (8:36) D.Henry left guard to CIN 27 for 6 yards (L.Wilson).

2-4-CIN 27 (7:58) R.Tannehill pass short right to J.Jones to CIN 14 for 13 yards (V.Bell). P6

1-10-CIN 14 (7:27) (No Huddle) R.Tannehill pass short right to A.Brown pushed ob at CIN 6 for 8 yards (L.Wilson).

2-2-CIN 6 (6:53) (No Huddle) D.Henry up the middle to CIN 3 for 3 yards (D.Reader). R7

1-3-CIN 3 (6:12) (Shotgun) Direct snap to D.Henry. D.Henry left tackle for 3 yards, TOUCHDOWN. R8

(Kick formation) PENALTY on CIN, Defensive Too Many Men on Field, 1 yard, enforced at CIN 15 - No Play.

TWO-POINT CONVERSION ATTEMPT. D.Henry rushes right tackle. ATTEMPT FAILS.

CIN 6 TEN 6, 9 plays, 84 yards, 5:10 drive, 8:53 elapsed

R.Bullock kicks 65 yards from TEN 35 to end zone, Touchback.

Cincinnati Bengals at 6:07

1-10-CIN 25 (6:07) (Shotgun) J.Burrow pass incomplete short middle to T.Boyd (D.Autry) [N.Jones].

2-10-CIN 25 (6:03) (Shotgun) J.Burrow pass short middle to T.Boyd to CIN 32 for 7 yards (D.Long).

Timeout #2 by CIN at 05:16.

3-3-CIN 32 (5:16) (Shotgun) J.Burrow pass short left to C.Uzomah to CIN 38 for 6 yards (A.Hooker). P4

1-10-CIN 38 (4:38) J.Mixon left tackle to CIN 39 for 1 yard (J.Simmons, Z.Cunningham).

2-9-CIN 39 (3:54) (Shotgun) J.Burrow pass short right to T.Higgins pushed ob at TEN 46 for 15 yards (J.Jenkins). P5

1-10-TEN 46 (3:15) (Shotgun) J.Burrow pass short right to J.Mixon to TEN 42 for 4 yards (K.Byard).

2-6-TEN 42 (2:35) (No Huddle, Shotgun) J.Burrow pass short middle to T.Higgins to TEN 20 for 22 yards (A.Hooker). P6

Two-Minute Warning

1-10-TEN 20 (2:00) (Shotgun) J.Burrow sacked at TEN 20 for 0 yards (D.Long).

Timeout #1 by TEN at 01:54.

2-10-TEN 20 (1:54) J.Burrow pass short left to C.Uzomah to TEN 19 for 1 yard (Z.Cunningham).

Timeout #2 by TEN at 01:47.

3-9-TEN 19 (1:47) (Shotgun) PENALTY on CIN-I.Prince, False Start, 5 yards, enforced at TEN 19 - No Play.

3-14-TEN 24 (1:47) (Shotgun) J.Burrow sacked at TEN 36 for -12 yards (J.Simmons).

Timeout #3 by TEN at 01:40.

4-26-TEN 36 (1:40) E.McPherson 54 yard field goal is GOOD, Center-C.Harris, Holder-K.Huber.

CIN 9 TEN 6, 11 plays, 39 yards, 4:32 drive, 13:25 elapsed

E.McPherson kicks 65 yards from CIN 35 to TEN 0. D.Hilliard to TEN 26 for 26 yards (M.Bailey).

Tennessee Titans at 1:35, (1st play from scrimmage 1:30)

1-10-TEN 26 (1:30) (Shotgun) R.Tannehill pass incomplete short right to A.Brown.

2-10-TEN 26 (1:26) (Shotgun) R.Tannehill pass incomplete short left to A.Firkser (T.Flowers).

3-10-TEN 26 (1:19) (Shotgun) R.Tannehill scrambles left end to TEN 34 for 8 yards (B.Hill).

Cincinnati Bengals vs Tennessee Titans at Nissan Stadium

Timeout #3 by CIN at 01:10.

4-2-TEN 34 (1:10) B.Kern punts 48 yards to CIN 18, Center-M.Cox, fair catch by T.Taylor.

Cincinnati Bengals at 1:02

1-10-CIN 18 (1:02) (Shotgun) J.Burrow pass short left to J.Mixon pushed ob at CIN 23 for 5 yards (K.Fulton).

2-5-CIN 23 (:56) (Shotgun) J.Burrow pass incomplete short right to T.Higgins (J.Jenkins).

3-5-CIN 23 (:49) (Shotgun) J.Burrow pass short right to T.Boyd to CIN 33 for 10 yards (B.Skrine). P7

1-10-CIN 33 (:29) (No Huddle, Shotgun) J.Burrow pass short middle to J.Mixon to CIN 44 for 11 yards (J.Brown; A.Hooker). P8

1-10-CIN 44 (:14) (No Huddle) J.Burrow spiked the ball to stop the clock.

2-10-CIN 44 (:13) (Shotgun) J.Burrow pass incomplete deep right [J.Brown].

3-10-CIN 44 (:04) (Shotgun) J.Burrow pass short middle to C.Uzomah to TEN 24 for 32 yards (C.Jackson). P9

END OF QUARTER

	Score	Time Poss	First Downs				Efficiencies	
			R	P	X	T	3 Down	4 Down
Cincinnati Bengals	9	9:09	0	7	0	7	4/6	0/0
Tennessee Titans	6	5:51	2	3	0	5	1/2	0/0

Third Quarter

1/22/2022

Play By Play

CIN elects to Receive, and TEN elects to defend the South goal.

R.Bullock kicks 61 yards from TEN 35 to CIN 4. C.Evans to CIN 35 for 31 yards (M.Farley).

Cincinnati Bengals at 15:00, (1st play from scrimmage 14:53)

<u>1-10-CIN 35</u>	(14:53) (Shotgun) J.Burrow pass short middle to J.Mixon to CIN 42 for 7 yards (Z.Cunningham).	
2-3-CIN 42	(14:16) J.Mixon right end to CIN 44 for 2 yards (Z.Cunningham, J.Jenkins).	
3-1-CIN 44	(13:34) J.Burrow pass short left to T.Higgins pushed ob at TEN 44 for 12 yards (K.Fulton).	P10
<u>1-10-TEN 44</u>	(12:55) J.Mixon left end to TEN 38 for 6 yards (D.Long, A.Hooker).	
2-4-TEN 38	(12:12) J.Mixon right tackle to TEN 28 for 10 yards (J.Simmons, A.Hooker).	R11
<u>1-10-TEN 28</u>	(11:34) (Shotgun) J.Burrow sacked at TEN 34 for -6 yards (J.Simmons).	
2-16-TEN 34	(10:53) (Shotgun) J.Burrow pass short middle to C.Uzomah to TEN 23 for 11 yards (K.Fulton). TEN-D.Long was injured during the play. His return is Questionable.	
3-5-TEN 23	(10:25) (Shotgun) J.Burrow scrambles up the middle to TEN 16 for 7 yards (J.Brown).	R12
<u>1-10-TEN 16</u>	(9:41) J.Mixon up the middle for 16 yards, TOUCHDOWN.	R13
	E.McPherson extra point is GOOD, Center-C.Harris, Holder-K.Huber.	

CIN 16 TEN 6, 9 plays, 65 yards, 5:26 drive, 5:26 elapsed

E.McPherson kicks 65 yards from CIN 35 to end zone, Touchback.

Tennessee Titans at 9:34

1-10-TEN 25	(9:34) D.Henry left end to TEN 34 for 9 yards (J.Bates III).	
2-1-TEN 34	(8:58) D.Henry left tackle to TEN 37 for 3 yards (D.Reader).	R9
<u>1-10-TEN 37</u>	(8:14) D.Henry left tackle to TEN 46 for 9 yards (V.Bell).	
2-1-TEN 46	(7:38) (No Huddle) D.Foreman up the middle to CIN 9 for 45 yards (M.Hilton).	R10
<u>1-9-CIN 9</u>	(6:48) (Shotgun) R.Tannehill pass short right intended for C.Rogers INTERCEPTED by M.Hilton at CIN 20. M.Hilton to CIN 39 for 19 yards (R.Tannehill). PENALTY on CIN-E.Apple, Taunting, 15 yards, enforced at CIN 39.	

Cincinnati Bengals at 6:41

1-10-CIN 24	(6:41) J.Mixon left tackle to CIN 25 for 1 yard (Z.Cunningham, J.Simmons).	
2-9-CIN 25	(6:02) (Shotgun) J.Burrow pass short left to J.Chase to CIN 29 for 4 yards (K.Fulton; E.Molden).	
3-5-CIN 29	(5:13) (Shotgun) J.Burrow pass incomplete short left to T.Higgins (A.Hooker).	
4-5-CIN 29	(5:09) K.Huber punts 43 yards to TEN 28, Center-C.Harris. C.Rogers to TEN 28 for no gain (T.Flowers).	

Tennessee Titans at 5:00

1-10-TEN 28	(5:00) D.Henry left tackle to TEN 33 for 5 yards (B.Hill).	
2-5-TEN 33	(4:34) (No Huddle) D.Henry left tackle to TEN 38 for 5 yards (B.Hill).	R11
<u>1-10-TEN 38</u>	(3:44) R.Tannehill pass deep middle to A.Brown to CIN 22 for 40 yards (E.Apple).	P12
<u>1-10-CIN 22</u>	(3:01) (No Huddle) D.Henry left guard to CIN 21 for 1 yard (L.Wilson).	
2-9-CIN 21	(2:21) R.Tannehill pass incomplete short middle to A.Brown. Timeout #1 by TEN at 02:17.	
3-9-CIN 21	(2:17) (Shotgun) R.Tannehill pass short left to D.Hilliard to CIN 16 for 5 yards (G.Pratt, L.Wilson).	
4-4-CIN 16	(1:40) R.Bullock 34 yard field goal is GOOD, Center-M.Cox, Holder-B.Kern.	

CIN 16 TEN 9, 7 plays, 56 yards, 3:24 drive, 13:24 elapsed

R.Bullock kicks 57 yards from TEN 35 to CIN 8. C.Evans to CIN 40 for 32 yards (A.Hooker).

Cincinnati Bengals at 1:36, (1st play from scrimmage 1:28)

1-10-CIN 40	(1:28) J.Burrow pass short left intended for S.Perine INTERCEPTED by A.Hooker at CIN 42. A.Hooker to CIN 27 for 15 yards (S.Perine). The Replay Official reviewed the interception ruling, and the play was Upheld. The ruling on the field stands.	
-------------	--	--

Tennessee Titans at 1:19

1-10-CIN 27	(1:19) D.Henry right tackle to CIN 28 for -1 yards (S.Hubbard).	
2-11-CIN 28	(:42) (Shotgun) PENALTY on TEN-B.Jones, False Start, 5 yards, enforced at CIN 28 - No Play.	
2-16-CIN 33	(:22) (Shotgun) R.Tannehill pass deep right to A.Brown for 33 yards, TOUCHDOWN [B.Hill]. R.Bullock extra point is GOOD, Center-M.Cox, Holder-B.Kern.	P13

CIN 16 TEN 16, 2 plays, 27 yards, 1:04 drive, 14:45 elapsed

R.Bullock kicks 64 yards from TEN 35 to CIN 1. C.Evans to CIN 20 for 19 yards (C.Jackson).

Cincinnati Bengals at 0:15, (1st play from scrimmage 0:09)

1-10-CIN 20	(:09) (Shotgun) J.Burrow pass short middle to C.Uzomah to CIN 27 for 7 yards (Z.Cunningham, D.Long).	
-------------	--	--

Cincinnati Bengals vs Tennessee Titans at Nissan Stadium

END OF QUARTER

	Score	Time Poss	First Downs				Efficiencies	
			R	P	X	T	3 Down	4 Down
Cincinnati Bengals	16	7:39	3	1	0	4	2/3	0/0
Tennessee Titans	16	7:21	3	2	0	5	0/1	0/0

Cincinnati Bengals continued.

2-3-CIN 27	(15:00) J.Mixon right end pushed ob at CIN 40 for 13 yards (K.Byard).	R14
<u>1-10-CIN 40</u>	(14:20) J.Burrow pass short right to J.Chase pushed ob at TEN 39 for 21 yards (A.Hooker).	P15
<u>1-10-TEN 39</u>	(13:36) J.Mixon left guard to TEN 40 for -1 yards (Z.Cunningham, K.Peko).	
2-11-TEN 40	(12:52) (Shotgun) J.Burrow pass short left to J.Chase pushed ob at TEN 32 for 8 yards (H.Landry).	
3-3-TEN 32	(12:13) (Shotgun) J.Burrow sacked at TEN 48 for -16 yards (B.Dupree).	
4-19-TEN 48	(11:26) K.Huber punts 31 yards to TEN 17, Center-C.Harris, fair catch by C.Rogers.	

Tennessee Titans at 11:18

1-10-TEN 17	(11:18) D.Foreman right guard to TEN 26 for 9 yards (J.Bates III).	
2-1-TEN 26	(10:44) (No Huddle) D.Foreman up the middle to TEN 36 for 10 yards (S.Hubbard).	R14
<u>1-10-TEN 36</u>	(10:05) (No Huddle) R.Tannehill pass deep left to A.Brown to CIN 44 for 20 yards (C.Awuzie).	P15
<u>1-10-CIN 44</u>	(9:20) (No Huddle, Shotgun) R.Tannehill pass short left to J.Jones ran ob at CIN 38 for 6 yards.	
2-4-CIN 38	(8:49) R.Tannehill pass short left to J.Jones to CIN 35 for 3 yards (G.Pratt).	
3-1-CIN 35	(8:06) (Shotgun) R.Tannehill up the middle to CIN 35 for no gain (C.Sample).	
4-1-CIN 35	(7:21) D.Henry up the middle to CIN 37 for -2 yards (L.Wilson, M.Bailey).	

Cincinnati Bengals at 7:16

1-10-CIN 37	(7:16) (Shotgun) J.Burrow sacked at CIN 30 for -7 yards (sack split by H.Landry and K.Peko).	
2-17-CIN 30	(6:34) (Shotgun) J.Burrow pass short right to T.Higgins to CIN 43 for 13 yards (D.Long).	
3-4-CIN 43	(5:49) (Shotgun) J.Burrow pass short middle to C.Uzomah to 50 for 7 yards (D.Cruikshank).	P16
<u>1-10-50</u>	(5:08) PENALTY on CIN-J.Mixon, False Start, 5 yards, enforced at 50 - No Play.	
1-15-CIN 45	(5:07) (Shotgun) C.Evans left guard to CIN 49 for 4 yards (K.Fulton; Z.Cunningham).	
2-11-CIN 49	(4:21) (Shotgun) J.Burrow pass short middle to J.Mixon to TEN 48 for 3 yards (D.Long).	
3-8-TEN 48	(3:38) (Shotgun) J.Burrow sacked at CIN 42 for -10 yards (J.Simmons).	
4-18-CIN 42	(2:52) K.Huber punts 42 yards to TEN 16, Center-C.Harris. C.Rogers to TEN 16 for no gain (T.Flowers).	

Tennessee Titans at 2:43

1-10-TEN 16 (2:43) D.Henry right end to TEN 19 for 3 yards (C.Awuzie).

Two-Minute Warning

2-7-TEN 19	(2:00) (Shotgun) R.Tannehill pass short middle to J.Jones to TEN 35 for 16 yards (E.Apple, L.Wilson). CIN-T.Hendrickson was injured during the play. His return is Questionable. Timeout #1 by CIN at 01:46.	P16
<u>1-10-TEN 35</u>	(1:46) D.Henry left tackle to TEN 35 for no gain (D.Reader).	
2-10-TEN 35	(1:08) (Shotgun) R.Tannehill pass short middle to D.Hilliard to TEN 40 for 5 yards (L.Wilson).	
3-5-TEN 40	(:28) (Shotgun) R.Tannehill pass short left intended for N.Westbrook-Ikhine INTERCEPTED by L.Wilson (E.Apple) at CIN 47. L.Wilson to CIN 47 for no gain (A.Firkser).	

Cincinnati Bengals at 0:20

1-10-CIN 47	(:20) (Shotgun) J.Burrow pass deep right to J.Chase ran ob at TEN 34 for 19 yards.	P17
<u>1-10-TEN 34</u>	(:15) (Shotgun) J.Mixon up the middle to TEN 32 for 2 yards (H.Landry). Timeout #2 by CIN at 00:09. Timeout #2 by TEN at 00:09.	
2-8-TEN 32	(:09) J.Burrow right guard to TEN 34 for -2 yards. Timeout #3 by CIN at 00:04.	
3-10-TEN 34	(:04) E.McPherson 52 yard field goal is GOOD, Center-C.Harris, Holder-K.Huber.	

CIN 19 TEN 16, 4 plays, 19 yards, 0:20 drive, 15:00 elapsed

END OF QUARTER

	Score	Time Poss	First Downs				Efficiencies	
			R	P	X	T	3 Down	4 Down
Cincinnati Bengals	19	8:35	1	3	0	4	1/3	0/0
Tennessee Titans	16	6:25	1	2	0	3	0/2	0/1

Miscellaneous Statistics Report

Cincinnati Bengals vs Tennessee Titans
1/22/2022 at Nissan Stadium

Ten Longest Plays for Cincinnati Bengals

Yards	Qtr	Play Start	Play Description
57	1	2-9-CIN 13	(5:17) (Shotgun) J.Burrow pass short left to J.Chase to TEN 30 for 57 yards (Z.Cunningham).
32	2	3-10-CIN 44	(:04) (Shotgun) J.Burrow pass short middle to C.Uzomah to TEN 24 for 32 yards (C.Jackson).
22	2	2-6-TEN 42	(2:35) (No Huddle, Shotgun) J.Burrow pass short middle to T.Higgins to TEN 20 for 22 yards (A.Hooker).
21	1	2-13-TEN 45	(14:08) (Shotgun) J.Burrow pass short left to J.Mixon pushed ob at TEN 24 for 21 yards (A.Hooker).
21	4	1-10-CIN 40	(14:20) J.Burrow pass short right to J.Chase pushed ob at TEN 39 for 21 yards (A.Hooker).
19	2	3-5-CIN 17	(14:15) (Shotgun) J.Burrow pass deep left to T.Higgins pushed ob at CIN 36 for 19 yards (K.Fulton).
19	4	1-10-CIN 47	(:20) (Shotgun) J.Burrow pass deep right to J.Chase ran ob at TEN 34 for 19 yards.
16	3	1-10-TEN 16	(9:41) J.Mixon up the middle for 16 yards, TOUCHDOWN.
15	2	2-9-CIN 39	(3:54) (Shotgun) J.Burrow pass short right to T.Higgins pushed ob at TEN 46 for 15 yards (J.Jenkins).
13	4	2-3-CIN 27	(15:00) J.Mixon right end pushed ob at CIN 40 for 13 yards (K.Byard).

Ten Longest Plays for Tennessee Titans

Yards	Qtr	Play Start	Play Description
45	3	2-1-TEN 46	(7:38) (No Huddle) D.Foreman up the middle to CIN 9 for 45 yards (M.Hilton).
41	2	1-10-TEN 16	(11:17) R.Tannehill pass deep right to A.Brown to CIN 43 for 41 yards (J.Bates III) [T.Hendrickson].
40	3	1-10-TEN 38	(3:44) R.Tannehill pass deep middle to A.Brown to CIN 22 for 40 yards (E.Apple).
33	3	2-16-CIN 33	(:22) (Shotgun) R.Tannehill pass deep right to A.Brown for 33 yards, TOUCHDOWN [B.Hill].
20	4	1-10-TEN 36	(10:05) (No Huddle) R.Tannehill pass deep left to A.Brown to CIN 44 for 20 yards (C.Awuzie).
16	4	2-7-TEN 19	(2:00) (Shotgun) R.Tannehill pass short middle to J.Jones to TEN 35 for 16 yards (E.Apple, L.Wilson). CIN-T.Hendrickson was
13	1	2-8-TEN 27	(1:33) R.Tannehill pass short left to J.Jones to TEN 40 for 13 yards (G.Pratt, C.Awuzie).
13	2	2-4-CIN 27	(7:58) R.Tannehill pass short right to J.Jones to CIN 14 for 13 yards (V.Bell).
11	1	1-10-TEN 40	(8:29) R.Tannehill pass short right to J.Jones to CIN 49 for 11 yards (V.Bell).
10	4	2-1-TEN 26	(10:44) (No Huddle) D.Foreman up the middle to TEN 36 for 10 yards (S.Hubbard).

Touchdown Scoring Information

		Offense	Defense	Special Teams
VISITOR	Cincinnati Bengals	1	0	0
HOME	Tennessee Titans	2	0	0

Player Scoring Information

Club	Player	TD	Rush TD	Rec TD	KO TD	Punt TD	Int TD	Fum TD	Misc TD	FG	XP	2Pt Rush	2Pt Rec	Sfty	Points
CIN	E.McPherson	0	0	0	0	0	0	0	0	4	1	0	0	0	13
CIN	J.Mixon	0	1	0	0	0	0	0	0	0	0	0	0	0	6
TEN	D.Henry	0	1	0	0	0	0	0	0	0	0	0	0	0	6
TEN	A.Brown	0	0	1	0	0	0	0	0	0	0	0	0	0	6
TEN	R.Bullock	0	0	0	0	0	0	0	0	1	1	0	0	0	4

Possession Detail

	First Half		Second Half		Game	
	Visitor	Home	Visitor	Home	Visitor	Home
Largest Lead	6	0	10	0	10	0
Drives Leading	4	0	3	0	7	0
Time of Possession Leading	9:49	0:00	7:24	0:00	17:13	0:00
Largest Deficit	0	-6	0	-10	0	-10
Drives Trailing	0	5	0	3	0	8
Time of Possession Trailing	0:00	12:42	0:00	7:21	0:00	20:03
Times Score Tied Up		1		1		2
Lead Changes		2		1		3

Playtime Percentage

Percent of playtime per player on offense, defense and special teams (Unofficial)

Cincinnati Bengals

Tennessee Titans

		Cincinnati Bengals				Tennessee Titans					
		Offense	Defense	Special Teams		Offense	Defense	Special Teams			
H Adeniji	G	64	100%	5	19%	D Quessenberry	G	53	100%	3	12%
I Prince	T	64	100%	5	19%	N Davis	G	53	100%	3	12%
J Williams	T	64	100%	5	19%	R Saffold	G	53	100%	3	12%
Q Spain	G	64	100%	5	19%	T Lewan	T	53	100%	3	12%
J Burrow	QB	64	100%			R Tannehill	QB	53	100%		
T Hopkins	C	64	100%			B Jones	C	53	100%		
J Chase	WR	63	98%			A Brown	WR	46	87%	1	2%
T Higgins	WR	61	95%			G Swaim	TE	43	81%	3	12%
T Boyd	WR	58	91%			J Jones	WR	41	77%		
C Uzomah	TE	53	83%	5	19%	D Henry	RB	30	57%		
J Mixon	RB	46	72%			R Izzo	TE	21	40%	5	19%
D Sample	TE	17	27%	14	54%	N Westbrook-Ikhine	WR	19	36%	15	58%
S Perine	RB	14	22%	16	62%	A Firkser	TE	14	26%	5	19%
C Evans	RB	4	6%	9	35%	C Rogers	WR	14	26%	5	19%
J Carman	G	4	6%	5	19%	D Hilliard	RB	11	21%	13	50%
L Wilson	LB			53	100%	D Foreman	RB	11	21%		
V Bell	SS			53	100%	K Blasingame	FB	10	19%	13	50%
J Bates	FS			52	98%	3	12%	A Brewer	C	3	6%
C Awuzie	CB			52	98%	3	12%	R McMath	WR	2	4%
B Hill	DT			48	91%	5	19%	A Hooker	FS	64	100%
E Apple	CB			48	91%			K Fulton	CB	64	100%
G Pratt	LB			47	89%	5	19%	K Byard	FS	64	100%
S Hubbard	DE			47	89%	5	19%	J Jenkins	CB	64	100%
D Reader	NT			44	83%	5	19%	H Landry	LB	61	95%
T Hendrickson	DE			40	75%	2	8%	J Simmons	DT	57	89%
M Hilton	CB			25	47%			D Autry	DE	44	69%
T Shelvin	NT			19	36%	3	12%	Z Cunningham	LB	43	67%
C Sample	DE			18	34%	4	15%	D Long	LB	41	64%
Z Kerr	DT			12	23%	3	12%	B Dupree	LB	41	64%
K Kareem	DE			7	13%	3	12%	E Molden	CB	39	61%
M Bailey	LB			6	11%	16	62%	N Jones	DT	28	44%
T Flowers	CB			5	9%	21	81%	J Brown	LB	23	36%
J Tupou	NT			5	9%			D Cruikshank	SS	21	33%
M Thomas	SS			1	2%	16	62%	B Skrine	CB	21	33%
C Johnston	LB			1	2%	16	62%	K Peko	DT	11	17%
K Jones	LB					16	62%	O Adeniyi	LB	8	12%
M Thomas	WR					16	62%	K Strong	DE	5	8%
M Wilcox	TE					16	62%	C Jackson	CB	2	3%
K Huber	P					10	38%	N Dzubnar	LB	1	2%
C Harris	LS					10	38%	M Farley	FS	1	2%
E McPherson	K					10	38%	D Cole	LB		
R Allen	SS					7	27%	B Kern	P		
T Hill	C					5	19%	M Cox	LS		
T Taylor	WR					4	15%	R Bullock	K		
T Waynes	CB					4	15%				

K Lamm	T	3	12%
C Levin	C	3	12%

2021 TENNESSEE TITANS POSTSEASON STATISTICS

Won 0, Lost 1

Date	W-L	Score	OT	Opponent	Attendance
01/22	L	16-19		Cincinnati	69,242

Statistic	Tenn.	Opp.
Total First Downs	16	17
Rushing	7	4
Passing	9	13
Penalty	0	0
3rd Down: Made/Att	1/8	7/15
3rd Down Pct.	12.5	46.7
4th Down: Made/Att	0/1	0/0
4th Down Pct.	0.0	0.0
Possession Avg.	26:35	33:25
Total Net Yards	353	345
Avg. Per Game	353.0	345.0
Total Plays	52	64
Avg. Per Play	6.8	5.4
Net Yards Rushing	140	65
Avg. Per Game	140.0	65.0
Total Rushes	27	18
Net Yards Passing	213	280
Avg. Per Game	213.0	280.0
Sacked/Yards Lost	1/7	9/68
Gross Yards	220	348
Att./Completions	24/15	37/28
Completion Pct.	62.5	75.7
Had Intercepted	3	1
Punts/Average	4/41.5	5/40.6
Net Punting Avg.	4/41.5	5/39.6
Penalties/Yards	2/15	6/46
Fumbles/Ball Lost	0/0	0/0
Touchdowns	2	1
Rushing	1	1
Passing	1	0
Returns	0	0

Score By Periods	Q1	Q2	Q3	Q4	OT	PTS
Team	0	6	10	0	0	16
Opponents	6	3	7	3	0	19

Scoring	TD	Rush	Rec	Ret	K-PAT	FG	S	PTS
A.J. Brown	1	0	1	0			0	6
Henry	1	1	0	0			0	6
Bullock	0	0	0	0	1/1	1/1	0	4
Team	2	1	1	0	1/1	1/1	0	16
Opponents	1	1	0	0	1/1	4/4	0	19

2-Pt Conv: TM 0-1, OPP 0-0

Sacks: Simmons 3, Autry 1.5, Landry 1.5, Dupree 1, Long 1, N. Jones 0.5, Peko 0.5, TM 9, OPP 1

FUM/Lost: 0/0

Passing	Att	Cmp	Yds	Cmp%	Yds/Att	TD	TD%	Int	Int%	Long	Sack/Lost	Rating
Tannehill	24	15	220	62.5	9.17	1	4.2	3	12.5	41	1/7	66.7
Team	24	15	220	62.5	9.17	1	4.2	3	12.5	41	1/7	66.7
Opponents	37	28	348	75.7	9.41	0	0.0	1	2.7	57	9/68	93.1

Rushing	No.	Yds	Avg	Long	TD
Foreman	4	66	16.5	45	0
Henry	20	62	3.1	9	1
Tannehill	3	12	4.0	8	0
Team	27	140	5.2	45	1
Opponents	18	65	3.6	16t	1

Receiving	No.	Yds	Avg	Long	TD
Ju. Jones	6	62	10.3	16	0
A.J. Brown	5	142	28.4	41	1
Hilliard	3	13	4.3	5	0
Rogers	1	3	3.0	3	0
Team	15	220	14.7	41	1
Opponents	28	348	12.4	57	0

Interceptions	No.	Yds	Avg	Long	TD
Hooker	1	15	15.0	15	0
Team	1	15	15.0	15	0
Opponents	3	19	6.3	19	0

Punting	No.	Yds	Avg	Net	TB	In	Lg	B
Kern	4	166	41.5	41.5	0	3	50	0
Team	4	166	41.5	41.5	0	3	50	0
Opponents	5	203	40.6	39.6	0	2	48	0

Punt Returns	Ret	FC	Yds	Avg	Long	TD
Rogers	3	2	5	1.7	5	0
Team	3	2	5	1.7	5	0
Opponents	0	3	0	---	---	0

Kickoff Returns	No.	Yds	Avg	Long	TD
Hilliard	1	26	26.0	26	0
Team	1	26	26.0	26	0
Opponents	3	82	27.3	32	0

Field Goals	1-19	20-29	30-39	40-49	50+
Bullock	0/0	0/0	1/1	0/0	0/0
Team	0/0	0/0	1/1	0/0	0/0
Opponents	0/0	0/0	1/1	1/1	2/2

Bullock: (34G)
 TM: (34G)
 OPP: (38G,45G,54G,52G)



ABRIDGED HISTORY

UPDATED THROUGH JAN. 23, 2022
THE NON-ABRIDGED HISTORY IS AVAILABLE
IN THE 2021 TITANS MEDIA GUIDE

2021 SEASON (12-5 REGULAR SEASON, 0-1 PLAYOFFS) • 1ST PLACE AFC SOUTH

DATE	OPPONENT	SCORE	W/L	ATT
Sept. 12	ARIZONA	13-38	L	67,216
Sept. 19	at Seattle	33-30 W (OT)		68,585
Sept. 26	INDIANAPOLIS	25-16	W	67,914
Oct. 3	at N.Y. Jets	24-27 L (OT)		70,232
Oct. 10	at Jacksonville	37-19	W	58,282
Oct. 18	BUFFALO	34-31	W	69,419
Oct. 24	KANSAS CITY	27-3	W	69,484
Oct. 31	at Indianapolis	34-31 W (OT)		59,175
Nov. 7	at L.A. Rams	28-16	W	71,785
Nov. 14	NEW ORLEANS	23-21	W	69,414
Nov. 21	HOUSTON	13-22	L	67,395
Nov. 28	at New England	13-36	L	65,878
Dec. 12	JACKSONVILLE	20-0	W	67,808
Dec. 19	at Pittsburgh	13-19	L	59,521
Dec. 23	SAN FRANCISCO	20-17	W	69,361
Jan. 2	MIAMI	34-3	W	69,091
Jan. 9	at Houston	28-25	W	66,722
Jan. 22	Cincinnati	16-19	L	69,242

TITANS OPP

Total First Downs	362	331
Rushing	134	90
Passing	194	204
Penalty	34	37
3rd Down: Made/Att	103/236	77/210
3rd Down Pct.	43.6	36.7
4th Down: Made/Att	15/24	14/24
4th Down Pct.	62.5	58.3
Possession Avg.	32:40	27:20
Total Net Yards	5,822	5,607
Avg. Per Game	342.5	329.8
Total Plays	1133	1039
Avg. Per Play	5.1	5.4
Net Yards Rushing	2,404	1,438
Avg. Per Game	141.4	84.6
Total Rushes	551	368
Net Yards Passing	3,418	4,169
Avg. Per Game	201.1	245.2
Sacked/Yards Lost	47/327	43/316
Gross Yards	3745	4485
Att./Completions	535/359	628/395
Completion Pct.	67.1	62.9
Had Intercepted	14	16
Punts/Average	58/44.6	67/44.6
Net Punting Avg.	58/39.8	67/38.7
Penalties/Yards	103/973	118/1,070
Fumbles/Ball Lost	25/11	21/6
Touchdowns	49	38
Rushing	23	14
Passing	22	24
Returns	4	0

BY PERIODS	1	2	3	4	OT	PTS
Team	61	167	65	120	6	419
Opponents	56	112	84	99	3	354

SCORING	TD	RU	PA	RT	PAT	FG	S	TP
Bullock	0	0	0	0	42/45	26/31	0	120
Henry	10	10	0	0			0	62
Tannehill	7	7	0	0			0	42
A.J. Brown	5	0	5	0			0	30
Westbrook-Ikhine	4	0	4	0			0	24
Pruitt	3	0	3	0			0	20
Firkser	3	0	2	1			0	18
Foreman	3	3	0	0			0	18
Swaim	3	0	3	0			0	18
Byard	2	0	0	2			0	12
Hilliard	2	2	0	0			0	12
Batson	1	0	1	0			0	6
Fitzpatrick	1	0	1	0			0	6
Ju. Jones	1	0	1	0			0	6
McNichols	1	0	1	0			0	6
Molden	1	0	0	1			0	6
Peterson	1	1	0	0			0	6
Rogers	1	0	1	0			0	6
Badgley	0	0	0	0	1/2	0/1	0	1
Team	49	23	22	4	43/47	26/32	0	419
Opponents	38	14	24	0	29/34	31/38	0	354

2-Pt Conversions: Henry, Pruitt, **TM 2-2; OP 2-4**
FUM/lost: Tannehill 10/4, Rogers 4/1, Firkser 2/1, Foreman 2/1, Hilliard 2/1, Blasingame 1/1, Brewer 1/0, Henry 1/0, McMath 1/1, Westbrook-Ikhine 1/1

RUSHING	No	Yds	Avg	Lg	TD
Henry	219	937	4.3	76t	10
Foreman	133	566	4.3	35	3
Hilliard	56	350	6.3	68t	2
Tannehill	55	270	4.9	28	7
McNichols	41	156	3.8	14	0
Peterson	27	82	3.0	16	1
Batson	2	15	7.5	11	0

PASSING	Att	Cmp	Pct	Yards	Yds/Att	TD	Int	Lg	Sk/Yds	Rating
Tannehill	531	357	67.2	3,734	7.03	21	14	57t	47/327	89.6
A.J. Brown	2	0	0.0	0	0.00	0	0	---	0/0	39.6
M. Farley	1	1	100.0	6	6.00	0	0	6	0/0	91.7
Henry	1	1	100.0	5	5.00	1	0	5t	0/0	127.1
Team	535	359	67.1	3,745	7.00	22	14	57t	47/327	90.0
Opponents	628	395	62.9	4,485	7.14	24	16	68t	43/316	86.4

A.J. Brown	2	10	5.0	7	0
Rogers	1	9	9.0	9	0
D. Evans	2	7	3.5	5	0
Blasingame	3	6	2.0	3	0
Sargent	2	4	2.0	2	0
M. Johnson	2	-2	-1.0	5	0
Woodside	6	-6	-1.0	-1	0
Team	551	2,404	4.4	76t	23
Opponents	368	1,438	3.9	58	14

RECEIVING	No	Yds	Avg	Lg	TD
A.J. Brown	63	869	13.8	57t	5
Westbrook-Ikhine	38	476	12.5	46	4
Firkser	34	291	8.6	24	2
Ju. Jones	31	434	14.0	51	1
Swaim	31	210	6.8	26	3
Rogers	30	301	10.0	39	1
McNichols	28	240	8.6	27	1
Hilliard	19	87	4.6	28	0
Henry	18	154	8.6	16	0
Pruitt	14	145	10.4	22	3
Reynolds	10	90	9.0	12	0
M. Johnson	9	160	17.8	50	0
Foreman	9	123	13.7	39	0
Fitzpatrick	5	49	9.8	18t	1
Hollister	4	33	8.3	14	0
Peterson	4	8	2.0	5	0
Hudson	3	31	10.3	14	0
Batson	2	15	7.5	13	1
D. Evans	2	11	5.5	6	0
McMath	2	8	4.0	9	0
Blasingame	2	4	2.0	5	0
Hooker	1	6	6.0	6	0
Team	359	3,745	10.4	57t	22
Opponents	395	4,485	11.4	68t	24

INTERCEPTIONS	No	Yds	Avg	Lg	TD
Byard	5	66	13.2	24t	1
Fulton	2	13	6.5	13	0
Long	2	6	3.0	6	0
R. Evans	2	1	0.5	1	0
Hooker	1	21	21.0	21	0
Skirne	1	17	17.0	17	0
J. Brown	1	2	2.0	2	0
Molden	1	2	2.0	2t	1
Jenkins	1	0	0.0	0	0
Team	16	128	8.0	24t	2
Opponents	14	252	18.0	82	0

PUNTING	No	Yds	Avg	Net	TB	In	Lg	B
Kern	47	2,105	44.8	40.4	1	18	59	0
Townsend	11	465	42.3	37.0	1	2	63	0
Team	58	2,570	44.3	39.8	2	20	63	0
Opponents	67	2,986	44.6	38.7	5	27	66	0

PUNT RETURNS	No	FC	Yds	Avg	Lg	TD
Rogers	30	20	293	9.8	55	0
Kinsey	0	1	0	---	---	0
Team	30	21	292	9.8	55	0
Opponents	22	16	223	10.1	18	0

KICKOFF RETURNS	No	Yds	Avg	Lg	TD
Rogers	14	282	20.1	37	0
M. Johnson	9	179	19.9	31	0
Hilliard	8	177	22.1	26	0
Batson	5	80	16.0	20	0
McNichols	2	31	15.5	16	0
Blasingame	1	12	12.0	12	0
D. Evans	1	17	17.0	17	0
Team	40	778	19.5	37	0
Opponents	40	812	20.3	37	0

FIELD GOALS	1-19	20-29	30-39	40-49	50+
Bullock	0/0	5/5	12/12	8/13	1/1
Badgley	0/0	0/0	0/0	0/1	0/0
Team	0/0	5/5	12/12	8/14	1/1
Opponents	0/0	12/12	9/9	7/8	3/9

Bullock: () (33G,30G,24G,44N,36G) (32G) (44G,46G,36G,49N) (34G) (43G,38G) (34G,51G) (46G,44G) () (28G,36G,36G) () (44N) (47N,44G,29G) (26G,32G) (38G,44G) (23G,44G) (42N)
TM: (46N) (33G,30G,24G,44N,36G) (32G) (44G,46G,36G,49N) (34G) (43G,38G) (34G,51G) (46G,44G) () (28G,36G,36G) () (44N) (47N,44G,29G) (26G,32G) (38G,44G) (23G,44G) (42N)
OPP: (34G,43N) (31G) (43G,28G,24G,51N) (27G,22G) (53N) (24G,28G,52G) (42G,57N) (34G) (34G,22G,54G) (20G) (43G,24G,37G) (22G,37G,44G,53N,28G,52G) () (36G,56N,28G,46G,48G) (48G)(39G,53N) (31G)

SACKS
 Landry 12, Autry 9, Simmons 8.5, Dupree 3, Adeniyi 2.5, N. Jones 2.5, Peko 2, Roberson 1.5, Byard 1, (group) 1
TM 43, OPP 47

TACKLES (Total-Assists-Solo)
 Byard (88-57-31), Landry (75-52-23), Long (75-46-29), Hooker (62-38-24), Molden (60-42-18), R. Evans (57-35-22), Jenkins (55-39-16), J. Brown (55-36-19), Simmons (54-42-12), Fulton (40-30-10), Cruikshank (38-27-11), Jackson (33-28-5), Autry (32-25-7), Rice (30-15-15), N. Jones (29-18-11), Cunningham (25-18-7), Dupree (17-13-4), Skirne (17-11-6), Tart (16-10-6), Adeniyi (11-8-3), Mabin (10-9-1), Peko (10-7-3), Roberson (10-6-4), Murchison (8-4-4), C. Jones (6-5-1), Simon (6-4-2), Cole (6-2-4), M. Farley (5-4-1), C. Farley (4-4-0), Borders (4-3-1), Dzubnar (4-1-3), McDougald (3-3-0), Strong (3-1-2), Anku (3-3-0), Weaver (2-0-2), Bledsoe (1-1-0), A.J. Brown (1-1-0), Jo. Jones (1-0-1)

USUAL STARTING LINEUP

OFFENSE
 WR A.J. Brown (11)
 TE Geoff Swaim (87)
 LT Taylor Lewan (77)
LG Rodger Saffold III (76)
 C Ben Jones (60)
 RG Nate Davis (64)
 RT David Quessenberry (72)
 WR Nick Westbrook-Ikhine (15)
 WR Julio Jones (2)
 QB Ryan Tannehill (17)
 RB Derrick Henry (22)

DEFENSE
 DE Denico Autry (96)
 NT Teair Tart (93)
DT Jeffery Simmons (98)
 OLB Bud Dupree (48)
 ILB David Long Jr. (51)
 ILB Rashaan Evans (54)
OLB Harold Landry III (58)
 CB Jackrabbit Jenkins (20)
 SS Amani Hooker (36)
FS Kevin Byard (31)
 CB Kristian Fulton (26)

SPECIALISTS
 K Randy Bullock (14)
 P Brett Kern (6)
 PR Chester Rogers (80)
 KR Chester Rogers (80)

Pro Bowl All-Pro

GM: Jon Robinson; **Head Coach:** Mike Vrabel
Asst. Coaches: Shane Bowen (def. coordinator), Todd Downing (off. coordinator), Craig Aukerman (ST), Brian Bell (strength and conditioning assist.), Scott Booker (safeties), Keith Carter (OL), Ryan Crow (OLB), Tony Dews (RB), Matt Edwards (assist. ST), Erik Frazier (off. skill assist.), Mondray Gee (strength and conditioning assist.), Jim Haslett (ILB), Jason Houghtaling (assist. OL), Zak Kuhr (assist. ILB), Anthony Midget (secondary), Rob Moore (WR), Pat O'Hara (QB), Frank Piraino (strength and conditioning), Jim Schwartz (senior def. assist.), Luke Stechel (TE), John Streicher (coordinator of football development), Mike Sullivan (assist. OL), Kenechi Udezue (assist. DL), Terrell Williams (DL)

AMERICAN FOOTBALL CONFERENCE STANDINGS

AFC EAST	W	L	T	Pct
Buffalo	11	6	0	.647
* New England	10	7	0	.588
Miami	9	8	0	.529
New York Jets	4	13	0	.235
AFC NORTH	W	L	T	Pct
Cincinnati	10	7	0	.588
* Pittsburgh	9	7	1	.559
Cleveland	8	9	0	.471
Baltimore	8	9	0	.471
AFC SOUTH	W	L	T	Pct
Tennessee	12	5	0	.706
Indianapolis	9	8	0	.529
Houston	4	13	0	.235
Jacksonville	3	14	0	.176
AFC WEST	W	L	T	Pct
Kansas City	12	5	0	.706
* Las Vegas	10	7	0	.588
Los Angeles Chargers	9	8	0	.529
Denver	7	10	0	.412

2020 SEASON (II-5 REGULAR SEASON, O-1 PLAYOFFS) - 1ST PLACE AFC SOUTH

Table with columns: DATE, OPPONENT, SCORE, W/L, ATT. Lists game results from Sept. 14 to Jan. 10.

Summary tables: TITANS vs OPP, Total First Downs, Net Yards Rushing, Net Yards Passing, Punting, Kickoff Returns, etc.

BY PERIODS table with columns: 1, 2, 3, 4, OT, PTS. Shows performance by quarter.

SCORING table with columns: TD, RU, PA, RT, PAT, FG, S, TP. Lists individual player statistics.

2-Pt Conversions: Tannehill 2, Henry, Westbrook-Ikhine, TM 4-7, OPP 1-8

RUSHING table with columns: No, Yds, Avg, Lg, TD. Lists rushing statistics for players.

PASSING table with columns: Att, Cmp, Pct, Yards, Yds/Att, TD, Int, Lg, Sk/Yds, Rating. Lists passing statistics.

Raymond, Team, Opponents, RECEIVING table with columns: No, Yds, Avg, Lg, TD. Lists receiving statistics.

INTERCEPTIONS table with columns: No, Yds, Avg, Lg, TD. Lists interception statistics.

PUNTING table with columns: No, Yds, Avg, Net, TB, In, Lg, B. Lists punting statistics.

PUNT RETURNS table with columns: No, FC, Yds, Avg, Lg, TD. Lists punt return statistics.

KICKOFF RETURNS table with columns: No, Yds, Avg, Lg, TD. Lists kickoff return statistics.

FIELD GOALS, Gostkowski, TM, OPP. Lists field goal and extra point statistics.

SACKS, Landry 5.5, Simmons 3, Crawford 2, D. Jones 2, King 1, J. Brown 1, etc.

TACKLES (Solo-Assists-Total), Byard (111-79-32), Butler (100-86-14), R. Evans (96-59-37), etc.

USUAL STARTING LINEUP, OFFENSE, DEFENSE, SPECIALISTS, Pro Bowl. Lists roster and key players.

GM: Jon Robinson; Head Coach: Mike Vrabel. Asst. Coaches: Arthur Smith, Craig Aukerman, etc.

AMERICAN FOOTBALL CONFERENCE STANDINGS

Standings table for AFC EAST, AFC NORTH, AFC SOUTH, AFC WEST with columns: W, L, T, Pct.

NATIONAL FOOTBALL CONFERENCE STANDINGS

Standings table for NFC EAST, NFC NORTH, NFC SOUTH, NFC WEST with columns: W, L, T, Pct.

* Wild Card for Playoffs

2019 SEASON (9-7 REGULAR SEASON, 2-1 PLAYOFFS) • 2ND PLACE AFC SOUTH

DATE	OPPONENT	SCORE	W/L	ATT
Sep. 8	at Cleveland	43-13	W	67,431
Sep. 15	INDIANAPOLIS	17-19	L	62,849
Sep. 19	at Jacksonville	7-20	L	58,613
Sep. 29	at Atlanta	24-10	W	72,108
Oct. 6	BUFFALO	7-14	L	66,910
Oct. 13	at Denver	0-16	L	75,815
Oct. 20	L.A. CHARGERS	23-20	W	62,431
Oct. 27	TAMPA BAY	27-23	W	62,073
Nov. 3	at Carolina	20-30	L	72,540
Nov. 10	KANSAS CITY	35-32	W	68,864
Nov. 24	JACKSONVILLE	42-20	W	60,926
Dec. 1	at Indianapolis	31-17	W	60,361
Dec. 8	at Oakland	42-21	W	52,760
Dec. 15	HOUSTON	21-24	L	65,265
Dec. 22	NEW ORLEANS	28-38	L	66,756
Dec. 29	at Houston	35-14	W	71,794
Jan. 4	at New England	20-13	W	65,878
Jan. 11	at Baltimore	28-12	W	71,254
Jan. 19	at Kansas City	24-35	L	73,656

	TITANS	OPP
Total First Downs	317	335
Rushing	104	95
Passing	177	213
Penalty	36	27
3rd Down: Made/Att	70/185	74/204
3rd Down Pct.	37.8	36.3
4th Down: Made/Att	4/14	10/25
4th Down Pct.	28.6	40.0
Possession Avg.	28:31	31:29
Total Net Yards	5,805	5,752
Avg. Per Game	362.8	359.5
Total Plays	949	1056
Avg. Per Play	6.1	5.4
Net Yards Rushing	2,223	1,672
Avg. Per Game	138.9	104.5
Total Rushes	445	415
Net Yards Passing	3,582	4,080
Avg. Per Game	223.9	255.0
Sacked/Yards Lost	56/374	43/276
Gross Yards	3956	4356
Att./Completions	448/297	598/386
Completion Pct.	66.3	64.5
Had Intercepted	8	14
Punts/Average	78/47.1	71/46.5
Net Punting Avg.	78/43.1	71/42.7
Penalties/Yards	99/932	125/1025
Fumbles/Ball Lost	21/9	16/9
Touchdowns	54	39
Rushing	21	14
Passing	29	25
Returns	4	0

BY PERIODS	1	2	3	4	OT	PTS
Team	69	77	110	146	0	402
Opponents	74	99	87	71	0	331

SCORING	TD	RU	PA	RT	PAT	FG	S	TP
Henry	18	16	2	0			0	108
A. Brown	9	1	8	0			0	54
Succop	0	0	0	0	24/25	1/6	0	27
Tannehill	4	4	0	0			0	26
Santos	0	0	0	0	12/12	4/9	0	24
Sharpe	4	0	4	0			0	24
Jon. Smith	3	0	3	0			0	18
Parkey	0	0	0	0	5/6	3/3	0	14
C. Davis	2	0	2	0			0	12
Humphries	2	0	2	0			0	12
De. Walker	2	0	2	0			0	12
Joseph	0	0	0	0	9/9	0/0	0	9
J. Brown	1	0	0	1			0	6
Butler	1	0	0	1			0	6
Evans	1	0	0	1			0	6
Firkser	1	0	1	0			0	6
Kelly	1	0	1	0			0	6
D. Lewis	1	0	1	0			0	6
Pruitt	1	0	1	0			0	6
Quessenberry	1	0	1	0			0	6
Raymond	1	0	1	0			0	6
T. Smith	1	0	0	1			0	6
Wake	0	0	0	0			1	2
Team	54	21	29	4	50/52	8/18	1	402
Opponents	39	14	25	0	30/35	21/27	0	331

2-Pt Conversions: Tannehill, TM 1-2, OPP 2-4
FUM/LOST: Tannehill 6/3, Henry 5/3, Mariota 3/0, A. Brown 1/0, C. Davis 1/0, Humphries 1/0, Jackson 1/1, D. Lewis 1/1, Raymond 1/1, De. Walker 1/0

RUSHING	No	Yds	Avg	Lg	TD
Henry	303	1,540	5.1	74t	16
D. Lewis	54	209	3.9	17	0
Tannehill	43	185	4.3	25	4
Mariota	24	129	5.4	15	0

PASSING	Att	Cmp	Pct	Yards	Yds/Att	TD	Int	Lg	Sk/Yds	Rating
Tannehill	286	201	2,742	70.3	9.59	22	6	91t	31/212	117.5
Mariota	160	95	1,203	59.4	7.52	7	2	75t	25/162	92.3
Kern	2	1	11	50.0	5.50	0	0	11	0/0	66.7
Team	448	297	3,956	66.3	8.83	29	8	91t	56/374	108.3
Opponents	598	386	4,356	64.5	7.28	25	14	63t	43/276	90.4

Jon. Smith	4	78	19.5	57	0
A. Brown	3	60	20.0	49t	1
Dawkins	11	26	2.4	14	0
Humphries	1	1	1.0	1	0
Kern	1	0	0.0	0	0
Raymond	1	-5	-5.0	-5	0
Team	445	2,223	5.0	74t	21
Opponents	415	1,672	4.0	69	14

RECEIVING	No	Yds	Avg	Lg	TD
A. Brown	52	1,051	20.2	91t	8
C. Davis	43	601	14.0	38	2
Humphries	37	374	10.1	30	2
Jon. Smith	35	439	12.5	57	3
Sharpe	25	329	13.2	47	4
D. Lewis	25	164	6.6	24	1
De. Walker	21	215	10.2	29	2
Henry	18	206	11.4	75t	2
Firkser	14	204	14.6	39	1
Raymond	9	170	18.9	52	1
Pruitt	6	90	15.0	42	1
Blasingame	4	54	13.5	24	0
Jennings	2	17	8.5	11	0
Hollister	2	13	6.5	11	0
R. Davis	1	16	16.0	16	0
Byard	1	11	11.0	11	0
Kelly	1	1	1.0	1t	1
Quessenberry	1	1	1.0	1t	1
Team	297	3,956	13.3	91t	29
Opponents	386	4,356	11.3	63t	25

INTERCEPTIONS	No	Yds	Avg	Lg	TD
Byard	5	79	15.8	28	0
Ryan	4	16	4.0	16	0
Butler	2	61	30.5	38t	1
Vaccaro	1	2	2.0	2	0
J. Brown	1	0	0.0	0	0
Landry	1	0	0.0	0	0
Team	14	158	11.3	38t	1
Opponents	8	204	25.5	86	0

PUNTING	No	Yds	Avg	Net	TB	In	Lg	B
Kern	78	3,672	47.1	43.1	2	37	70	0
Team	78	3,672	47.1	43.1	2	37	70	0
Opponents	71	3,300	46.5	42.7	5	32	64	0

PUNT RETURNS	No	FC	Yds	Avg	Lg	TD
Humphries	12	19	78	6.5	21	0
Raymond	4	7	45	11.3	14	0
Jackson	3	1	26	8.7	17	0
R. Davis	2	3	9	4.5	10	0
Sims	1	0	11	11.0	11	0
Team	22	30	169	7.7	21	0
Opponents	30	19	269	9.0	42	0

KICKOFF RETURNS	No	Yds	Avg	Lg	TD
Raymond	18	403	22.4	45	0
Jennings	9	196	21.8	26	0
Jackson	2	23	11.5	23	0
Jon. Smith	1	16	16.0	16	0
Team	30	638	21.3	45	0
Opponents	37	877	23.7	47	0

FIELD GOALS	1-19	20-29	30-39	40-49	50+
Santos	0/0	0/0	1/3	2/3	1/3
Succop	0/0	0/0	1/1	0/4	0/1
Parkey	0/0	0/0	0/0	2/2	1/1
Team	0/0	0/0	2/4	4/9	2/5
Opponents	0/0	5/5	4/5	9/11	3/6

TEAM/SANTOS: (37G,53G) (49G,45N) () (45G) (50N,36N, 33B, 53N) () () () () () () () () ()
Succop: () () () () () () () (43N,56N,44N) () () (31G) (42N) (45B) () ()
Parkey: () () () () () (45G) (51G,42G) () () () () () () ()
Joseph: () () () () () () () () () () () ()
OPP: () (40G,48G) (32N,42G) () (31G,53G,48G) (29G, 50G) (22G,48G,24G) (35G,49N) (30G,41G,43G,39G,52B) (49G,50G) (55N,53B,28G,46B) () (29G) (47G) ()

SACKS
 Landry 9, Casey 5, Correa 5, Ryan 4.5, Roberson 3, Evans 2.5, Wake 2.5, Finch 2, Simmons 2, Mack 1.5, J. Brown 1, Gilbert 1, D. Jones 1, Vaccaro 1, Woodyard 1, (group) 1.
Titans 43, Opponents 56

TACKLES (Solo-Assists-Total)
 Evans (139-84-55), Ryan (120-76-44), Brown (117-89-28), Vaccaro (104-62-42), Byard (91-57-34), Landry III (81-56-25), Casey (61-41-20), Jones (50-34-16), Woodyard (46-32-14), Jackson (40-36-4), Simmons (40-25-15), Correa (37-23-14), Sims (31-23-8), Butler (30-23-7), Johnson (29-16-13), Smith (24-19-5), Gilbert (24-15-9), Long Jr. (15-8-7), Brock Sr. (13-10-3), Finch (13-10-3), Hooker (13-8-5), Mack (11-6-5), Orr (9-7-2), Wake (5-3-2), Roberson (4-4-0), Urban (4-2-2), Dickerson (2-2-0), Kalu (2-2-0), Bates (1-1-0), Ivie (1-0-1)

USUAL STARTING LINEUP

OFFENSE
 WR Corey Davis (84)
 TE Jonnu Smith (81)
 LT Taylor Lewan (77)
 LG Rodger Saffold III (76)
 C Ben Jones (60)
 RG Nate Davis (64)
 RT Jack Conklin (78)
 TE MyCole Pruitt (85)
 WR A.J. Brown (11)
QB Ryan Tannehill (17)
RB Derrick Henry (22)

DEFENSE
 DE Jeffery Simmons (98)
 NT DaQuan Jones (90)
DT Jurrell Casey (99)
 OLB Kamalei Correa (44)/Reggie Gilbert (93)
 ILB Rashaan Evans (54)
 ILB Jayon Brown (55)
 OLB Harold Landry III (58)
 CB Malcolm Butler (21)/Adoree' Jackson (25)
 SS Kenny Vaccaro (24)
 FS Kevin Byard (31)
 CB Logan Ryan (26)

SPECIALISTS
 K Cairo Santos (7)/Cody Parkey (3)/Ryan Succop (4)/Greg Joseph (7)
P Brett Kern (6)
 PR Adam Humphries (10)
 KR Kalif Raymond (14)

Pro Bowl All-Pro
GM: Jon Robinson; **Head Coach:** Mike Vrabel
Asst. Coaches: Dean Pees (def. coordinator), Arthur Smith (off. coordinator), Craig Aukerman (ST), Brian Bell (strength and conditioning assist.), Scott Booker (def. assist.), Shane Bowen (OLB), Keith Carter (OL), Kerry Combs (secondary), Ryan Crow (def. assist.), Tony Dews (RB), Todd Downing (TE), Matt Edwards (assist. ST), Mondray Gee (strength and conditioning assist.), Chandler Henley (quality control), Tyrone McKenzie (ILB), Rob Moore (WR), Pat O'Hara (QB), Matt Pees (quality control), Frank Piraino (strength and conditioning), Luke Steckel (off. assist.), John Streicher (Assistant to Head Coach), Mike Sullivan (off. assist.), Terrell Williams (DL)

AMERICAN FOOTBALL CONFERENCE STANDINGS

AFC EAST	W	L	T	Pct
New England	12	4	0	.750
* Buffalo	10	6	0	.625
New York Jets	7	9	0	.438
Miami	5	11	0	.313
AFC NORTH	W	L	T	Pct
Baltimore	14	2	0	.875
Pittsburgh	8	8	0	.500
Cleveland	6	10	0	.375
Cincinnati	2	14	0	.125
AFC SOUTH	W	L	T	Pct
Houston	10	6	0	.625
* Tennessee	9	7	0	.563
Indianapolis	7	9	0	.438
Jacksonville	6	10	0	.375
AFC WEST	W	L	T	Pct
Kansas City	12	4	0	.750
Denver	7	9	0	.438
Oakland	7	9	0	.438
Los Angeles Chargers	5	11	0	.313

NATIONAL FOOTBALL CONFERENCE STANDINGS

NFC EAST	W	L	T	Pct
Philadelphia	9	7	0	.563
Dallas	8	8	0	.500
New York Giants	4	12	0	.250
Washington	3	13	0	.188
NFC NORTH	W	L	T	Pct
Green Bay	13	3	0	.813
* Minnesota	10	6	0	

2018 SEASON (9-7 REGULAR SEASON, 0-0 PLAYOFFS) • 3RD PLACE AFC SOUTH

DATE	OPPONENT	SCORE	W/L	ATT
Sep. 9	at Miami	20-27	L	65,184
Sep. 16	HOUSTON	20-17	W	62,372
Sep. 23	at Jacksonville	9-6	W	64,015
Sep. 30	PHILADELPHIA	26-23*	W	69,013
Oct. 7	at Buffalo	12-13	L	68,202
Oct. 14	BALTIMORE	0-21	L	64,441
Oct. 21	at L.A. Chargers	19-20	L	84,301
Nov. 5	at Dallas	28-14	W	90,466
Nov. 11	NEW ENGLAND	34-10	W	69,363
Nov. 18	at Indianapolis	10-38	L	57,401
Nov. 26	at Houston	17-34	L	71,826
Dec. 2	N.Y. JETS	26-22	W	60,904
Dec. 6	JACKSONVILLE	30-9	W	60,344
Dec. 16	at N.Y. Giants	17-0	W	74,538
Dec. 22	WASHINGTON	25-16	W	60,746
Dec. 30	INDIANAPOLIS	17-33	L	68,978

* Overtime

	TITANS	OPP
Total First Downs	289	298
Rushing	106	98
Passing	156	182
Penalty	27	18
3rd Down: Made/Att	82/205	75/205
3rd Down Pct.	40.0	36.6
4th Down: Made/Att	7/12	11/20
4th Down Pct.	58.3	55.0
Possession Avg.	29:28	30:02
Total Net Yards	4,998	5,334
Avg. Per Game	312.4	333.4
Total Plays	938	1001
Avg. Per Play	5.3	5.3
Net Yards Rushing	2,023	1,863
Avg. Per Game	126.4	116.4
Total Rushes	454	429
Net Yards Passing	2,975	3,471
Avg. Per Game	185.9	216.9
Sacked/Yards Lost	47/280	39/248
Gross Yards	3255	3719
Att./Completions	437/293	533/337
Completion Pct.	67.0	63.2
Had Intercepted	12	11
Punts/Average	75/46.4	71/46.1
Net Punting Avg.	75/41.7	71/39.4
Penalties/Yards	82/727	120/984
Fumbles/Ball Lost	18/6	14/6
Touchdowns	34	32
Rushing	15	9
Passing	16	21
Returns	3	2

BY PERIODS	1	2	3	4	OT	PTS
Team	76	58	69	101	6	310
Opponents	70	105	63	62	3	303

SCORING	TD	RU	PA	RT	PAT	FG	S	TP
Succop	0	0	0	0	28/31	26/30	0	106
Henry	12	12	0	0	0	0	0	72
C. Davis	4	0	4	0	0	0	0	24
J. Smith	3	0	3	0	0	0	0	18
D. Lewis	2	1	1	0	0	0	0	12
Mariota	2	2	0	0	0	0	0	12
Sharpe	2	0	2	0	0	0	0	12
Stocker	2	0	2	0	0	0	0	12
Brown	1	0	0	1	0	0	0	6
Butler	1	0	0	1	0	0	0	6
Cruikshank	1	0	1	0	0	0	0	6
Firker	1	0	1	0	0	0	0	6
Jennings	1	0	0	1	0	0	0	6
Pruitt LG	1	0	1	0	0	0	0	6
Pruitt TM	1	0	1	0	0	0	0	6
Taylor	1	0	1	0	0	0	0	6
Team	34	15	16	3	28/31	26/30	0	310
Opponents	32	9	21	2	31/32	26/29	1	303

2-Pt Conversions: TM 0-1, OPP 0-0

FUM/Lost: Mariota 9/2, Jackson 3/1, Batson 1/0, C. Davis 1/0, Henry 1/1, D. Lewis 1/1, J. Smith 1/0, Taylor 1/1

RUSHING	No	Yds	Avg	Lg	TD
Henry	215	1,059	4.9	99t	12
D. Lewis	155	517	3.3	36	1
Mariota	64	357	5.6	27	2
Davis	6	55	9.2	39	0

PASSING	Att	Cmp	Pct	Yards	Yds/Att	TD	Int	Lg	Sk/Yds	Rating
Mariota	331	228	68.9	2,528	7.64	11	8	61t	42/243	92.3
Gabbert	101	61	60.4	626	6.20	4	4	35	5/37	74.9
Henry	3	2	66.7	14	4.67	0	0	8	0/0	77.1
Byard	1	1	100.0	66	66.00	1	0	66t	0/0	158.3
Jennings	1	1	100.0	21	21.00	0	0	21	0/0	118.8
Team	437	293	67.0	3,255	7.45	16	12	66t	47/280	89.8
Opponents	533	337	63.2	3,719	6.98	21	11	75t	39/248	88.4

	No	Yds	Avg	Lg	TD
Fluellen	4	16	4.0	13	0
Sharpe	1	16	16.0	16	0
Jennings	1	2	2.0	2	0
Batson	1	1	1.0	1	0
Gabbert	6	0	0.0	1	0
Stocker	1	0	0.0	0	0
Team	454	2,023	4.5	99t	15
Opponents	429	1,863	4.3	97t	9

RECEIVING	No	Yds	Avg	Lg	TD
C. Davis	65	891	13.7	51	4
D. Lewis	59	400	6.8	37	1
Taylor	37	466	12.6	55	1
Sharpe	26	316	12.2	28	2
J. Smith	20	258	12.9	61t	3
Firker	19	225	11.8	28	1
Stocker	15	165	11.0	31	2
Henry	15	99	6.6	21	0
Jennings	11	101	9.2	36	0
Pruitt	9	102	11.3	27	1
Batson	8	82	10.3	26	0
Walker	4	52	13.0	16	0
Matthews	3	11	3.7	4	0
Cruikshank	1	66	66.0	66t	1
Mariota	1	21	21.0	21	0
Team	293	3,255	11.1	66t	16
Opponents	337	3,719	11.0	75t	21

INTERCEPTIONS	No	Yds	Avg	Lg	TD
Byard	4	1	0.3	1	0
Butler	3	90	30.0	56t	1
Jackson	2	7	3.5	7	0
Brown	1	22	22.0	22t	1
Vaccaro	1	0	0.0	0	0
Team	11	120	10.9	56t	2
Opponents	12	219	18.3	54	2

PUNTING	No	Yds	Avg	Net	TB	In	Lg	B
Kern	74	3483	47.1	41.7	3	39	62	1
Team	75	3483	46.4	41.7	3	39	62	1
Opponents	71	3275	46.1	39.4	12	27	68	0

PUNT RETURNS	No	FC	Yds	Avg	Lg	TD
Jackson	16	9	148	9.3	26	0
Matthews	4	0	38	9.5	18	0
Williams	4	1	47	11.8	38	0
Batson	3	1	4	1.3	5	0
Team	27	11	237	8.8	38	0
Opponents	33	16	296	9.0	51	0

KICKOFF RETURNS	No	Yds	Avg	Lg	TD
Jennings	22	698	31.7	94t	1
Cruikshank	1	39	39.0	39	0
Team	23	737	32.0	94t	1
Opponents	25	696	27.8	102t	1

FIELD GOALS	1-19	20-29	30-39	40-49	50+
Succop	0/0	5/6	13/13	5/7	3/4
Team	0/0	5/6	13/13	5/7	3/4
Opponents	0/0	6/6	8/9	8/8	4/6

TEAM/Succop: (47G,53G)(42G,31G)(39G,48N,36G,28G)(42G,33G)(25G,54G,39G,50G)(28G,33G,51N)(28N)(33G,31G)(42G)(31G)(24G,33G)(33G)(48N,22G)(42G,33G)(38G)

OPP: (27G,30G)(54N,34G)(46G,38G)(27G,30G,37G)(40G,46G)(29G,28G)(38N)(52G,52N)(22G)(43G,47G)(54G,34G,43G,39G,39G)(50G,40G,46G)(53G,25G)

SACKS
Casey 7, Brown 6, Landry 4.5, Woodyard 4.5, Ryan 4, Correa 3.5, Byard 2, Vaccaro 2, Finch 1.5, Orakpo 1.5, Butler 1, Johnson 1, D. Morgan 0.5
Titans 39, Opponents 47

TACKLES (Solo-Assists-Total)
Woodyard (124-85-39), Brown (107-76-31), Byard (96-64-32), Ryan (85-54-31), Casey (72-46-26), Vaccaro (70-45-25), Jackson (69-62-7), Evans (63-42-21), Butler (56-49-7), Landry (46-26-20), Orakpo (40-24-16), Jones (39-19-20), Morgan (37-25-12), Lewis (28-19-9), Correa (27-17-10), Johnson (25-16-9), Finch (22-16-6), Sims (21-15-6), Logan (16-8-8), Compton (11-7-4), Bates (6-3-3), Kilgo (5-3-2), Dickerson (3-2-1), Cruikshank (2-2-0), Wallace (1-0-1)

USUAL STARTING LINEUP

OFFENSE

- WR Corey Davis (84)
- TE Jonnu Smith (81)
- LT **Taylor Lewan (77)**
- LG Quinton Spain (67)
- C Ben Jones (60)
- RG Josh Kline (64)
- RT Jack Conklin (78)
- TE Luke Stocker (88)
- WR Tajaé Sharpe (19)
- QB Marcus Mariota (8)
- RB Derrick Henry (22)

DEFENSE

- DE DaQuan Jones (90)
- NT Austin Johnson (94)
- DT **Jurrell Casey (99)**
- OLB Derrick Morgan (91)
- ILB Wesley Woodyard (59)
- ILB Jayon Brown (55)/Rashaan Evans (54)
- OLB Brian Orakpo (98)
- CB Logan Ryan (26)/Adoree' Jackson (25)
- SS Kenny Vaccaro (24)
- FS Kevin Byard (31)
- CB Malcolm Butler (21)

SPECIALISTS

- K Ryan Succop (4)
- P **Brett Kern (6)**
- PR Adoree' Jackson (25)
- KR Darius Jennings (15)

Pro Bowl [All-Pro](#)

GM: Jon Robinson; **Head Coach:** Mike Vrabel
Asst. Coaches: Matt LaFleur (off. coordinator), Dean Pees (def. coordinator), Craig Aukerman (ST), Brian Bell (strength and conditioning assist.), Scott Booker (def. assist.), Shane Bowen (OLB), Keith Carter (OL), Kerry Coombs (secondary), Ryan Crow (def. assist.), Tony Dews (RB), Matt Edwards (assist. ST), Chandler Henley (quality control), Tom Kanavy (strength and conditioning), Tyrone McKenzie (ILB), Rob Moore (WR), Pat O'Hara (QB), Matt Pees (quality control), Taylor Porter (strength and conditioning assist.), Arthur Smith (TE), Luke Steckel (off. assist.), Mike Sullivan (off. assist.), Terrell Williams (DL)

AMERICAN FOOTBALL CONFERENCE STANDINGS

AFC EAST	W	L	T	Pct
New England	11	5	0	.688
Miami	7	9	0	.438
Buffalo	6	10	0	.375
New York Jets	4	12	0	.250
AFC NORTH	W	L	T	Pct
Baltimore	10	6	0	.625
Pittsburgh	9	6	1	.594
Cleveland	7	8	1	.469
Cincinnati	6	10	0	.375
AFC SOUTH	W	L	T	Pct
Houston	11	5	0	.688
* Indianapolis	10	6	0	.625
Tennessee	9	7	0	.563
Jacksonville	5	11	0	.313
AFC WEST	W	L	T	Pct
Kansas City	12	4	0	.750
* Los Angeles Chargers	12	4	0	.750
Denver	6	10	0	.375
Oakland	4	12	0	.250

NATIONAL FOOTBALL CONFERENCE STANDINGS

NFC EAST	W	L	T	Pct
Dallas	10	6	0	.625
* Philadelphia	9	7	0	.563
Washington	7	9	0	.438
New York Giants	5	11	0	.313
NFC NORTH	W	L	T	Pct
Chicago	12	4	0	.750
Minnesota	8	7	1	.531
Green Bay	6	9	1	.406
Detroit	6	10	0	.375
NFC SOUTH	W	L	T	Pct
New Orleans	13	3	0	.813
Atlanta	7	9	0	.438
Carolina	7	9	0	.438
Tampa Bay	5	11	0	.313
NFC WEST	W	L	T	Pct
Los Angeles Rams	13	3	0	.813
* Seattle	10	6	0	.625
San Francisco	4	12	0	.250
Arizona	3	13	0	.188

* Wild Card for Playoffs

2017 SEASON (9-7 REGULAR SEASON, I-1 PLAYOFFS) • 2ND PLACE AFC SOUTH

DATE	OPPONENT	SCORE	W/L	ATT
Sep. 10	OAKLAND	16-26	L	69,089
Sep. 17	at Jacksonville	37-16	W	61,709
Sep. 24	SEATTLE	33-27	W	69,127
Oct. 1	at Houston	14-57	L	71,804
Oct. 8	at Miami	10-16	L	65,135
Oct. 16	INDIANAPOLIS	36-22	W	63,888
Oct. 22	at Cleveland	12-9*	W	59,061
Nov. 5	BALTIMORE	23-20	W	67,322
Nov. 12	CINCINNATI	24-20	W	67,432
Nov. 16	at Pittsburgh	17-40	L	60,703
Nov. 26	at Indianapolis	20-16	W	62,207
Dec. 3	HOUSTON	24-13	W	62,758
Dec. 10	at Arizona	7-12	L	64,153
Dec. 17	at San Francisco	23-25	L	70,133
Dec. 24	L.A. RAMS	23-27	L	60,097
Dec. 31	JACKSONVILLE	15-10	W	65,501
Jan. 6	at Kansas City	22-21	W	73,319
Jan. 13	at New England	14-35	L	65,878

* Overtime

	TITANS	OPP
Total First Downs	290	323
Rushing	97	68
Passing	157	231
Penalty	36	24
3rd Down: Made/Att	71/202	78/214
3rd Down Pct.	35.1	36.4
4th Down: Made/Att	5/10	10/16
4th Down Pct.	50.0	62.5
Possession Avg.	29:51	30:09
Total Net Yards	5024	5248
Avg. Per Game	314.0	328.0
Total Plays	974	1046
Avg. Per Play	5.2	5.0
Net Yards Rushing	1833	1420
Avg. Per Game	114.6	88.8
Total Rushes	443	398
Net Yards Passing	3191	3828
Avg. Per Game	199.4	239.3
Sacked/Yards Lost	35/203	43/272
Gross Yards	3394	4100
Att./Completions	496/306	605/369
Completion Pct.	61.7	61.0
Had Intercepted	17	12
Punts/Average	75/49.7	75/48.2
Net Punting Avg.	75/44.6	75/42.8
Penalties/Yards	85/785	119/942
Fumbles/Ball Lost	10/8	23/9
Touchdowns	33	36
Rushing	18	5
Passing	14	27
Returns	1	4

BY PERIODS	1	2	3	4	OT	PTS
Team	52	103	91	85	3	334
Opponents	71	98	49	138	0	356

SCORING	TD	RU	PA	RT	PAT	FG	S	TP
Succop	0	0	0	0	31/33	35/42	0	136
Murray	7	6	1	0	0	0	0	42
Henry	6	5	1	0	0	0	0	36
Mariota	5	5	0	0	0	0	0	30
Matthews	4	0	4	0	0	0	0	24
Walker	4	1	3	0	0	0	0	24
J. Smith	2	0	2	0	0	0	0	12
Decker	1	0	1	0	0	0	0	6
Fowler	1	1	0	0	0	0	0	6
Supernaw	1	0	1	0	0	0	0	6
Taylor	1	0	1	0	0	0	0	6
Woodyard	1	0	0	1	0	0	0	6
Team	33	18	14	1	31/33	35/42	0	334
Opponents	36	5	27	4	29/34	37/41	0	356

2-Pt Conversions: **TM 0-0, OPP 0-2**

FUM/Lost: Cassel 2/2, Walker 2/2, Mariota 2/1, Davis 1/1, Jackson 1/1, Murray 1/1, Henry 1/0

RUSHING	No	Yds	Avg	Lg	TD
Henry	176	744	4.2	75t	5
Murray	184	659	3.6	75t	6
Mariota	60	312	5.2	34t	5
Jackson	5	55	11.0	20	0
Taylor	8	43	5.4	17	0

PASSING	Att	Cmp	Pct	Yards	Yds/Att	TD	Int	Lg	Sk/Yds	Rating
Mariota	453	281	62.0	3232	7.13	13	15	75t	27/173	79.3
Cassel	42	25	59.5	162	3.86	1	2	17	8/30	55.9
Decker	1	0	0.0	0	0.00	0	0	---	0/0	39.6
Team	496	306	61.7	3394	6.84	14	17	75t	35/203	77.1
Opponents	605	369	61.0	4100	6.78	27	12	80t	43/272	87.8

Fluellen	4	21	5.3	10	0
Fowler	2	4	2.0	3t	1
Weems	1	0	0.0	0	0
Walker	2	-2	-1.0	1t	1
Matthews	1	-3	-3.0	-3	0
Team	443	1833	4.1	75t	18
Opponents	398	1420	3.6	34	5

RECEIVING	No	Yds	Avg	Lg	TD
Walker	74	807	10.9	42	3
Decker	54	563	10.4	29	1
Matthews	53	795	15.0	75t	4
Murray	39	266	6.8	18	1
Davis	34	375	11.0	37	0
J. Smith	18	157	8.7	32t	2
Taylor	16	231	14.4	53t	1
Henry	11	136	12.4	66t	1
Supernaw	4	39	9.8	20	1
Stockert	1	12	12.0	12	0
Douglas	1	8	8.0	8	0
Weems	1	5	5.0	5	0
Team	306	3394	11.1	75t	14
Opponents	369	4100	11.1	80t	27

INTERCEPTIONS	No	Yds	Avg	Lg	TD
Byard	8	130	16.3	33	0
T. Smith	1	14	14.0	14	0
Searcy	1	8	8.0	8	0
Riley	1	2	2.0	2	0
Sims	1	0	0.0	0	0
Team	12	154	12.8	33	0
Opponents	17	262	15.4	41	2

PUNTING	No	Yds	Avg	Net	TB	In	Lg	B
Kern	75	3728	49.7	44.6	5	28	74	0
Team	75	3728	49.7	44.6	5	28	74	0
Opponents	75	3617	48.2	42.8	5	21	64	0

PUNT RETURNS	No	FC	Yds	Avg	Lg	TD
Jackson	34	9	290	8.5	46	0
Weems	2	0	15	7.5	13	0
Team	36	9	305	8.5	46	0
Opponents	41	9	286	7.0	23	0

KICKOFF RETURNS	No	Yds	Avg	Lg	TD
Jackson	25	578	23.1	57	0
Weems	2	18	9.0	18	0
Decker	1	22	22.0	22	0
Team	28	618	22.1	57	0
Opponents	32	750	23.4	60	0

FIELD GOALS	1-19	20-29	30-39	40-49	50+
Succop	0/0	10/10	7/7	16/20	2/5
Team	0/0	10/10	7/7	16/20	2/5
Opponents	0/0	9/10	7/8	14/16	7/7

TEAM/Succop: (23G,26G,52G,52N) (40G,41G,26G) (24G,37G,47G,35G) () (45G)(48G,32G,40G,48G,23G) (43G,23G,46G,53N,47G) (48G) (48N,44G) (48B,44G)(29G,45G) (40N,43G) (58N) (40G,31G,50G) (25G,37G,45N,27G) (25G,39G,38G)
OPP: (20G,52G,52G,43G) (43G) () (50G,40G,33G) (41G) (36G,25G,52G)(31G,47G,54G) (30G,49G) () (41G,28G,50G,26G) (26G,28G,42G)(23G,48N,27N,42G) (47G,23G,40N,32G,35G) (38G,48G,28G,50G,48G,45G) (36N) (41G)

SACKS
 Morgan 7.5, Orakpo 7, Casey 6, Woodyard 5, Walden 4, D. Jones 3.5, Williamson 3, Brown 1.5, Klug 1.5, Cyprien 1, A. Johnson 1, King 1, (group) 1,
Titans 43, Opponents 35

TACKLES (Solo-Assists-Total)
 Woodyard (104-68-172), Williamson (70-55-125), Byard (64-23-87), Ryan (54-19-73), Casey (60-12-72), Jackson (58-9-67), Brown (42-25-67), Cyprien (46-19-65), Orakpo (39-21-60), Walden (29-15-44), Morgan (23-17-40), Jones (24-12-36), Sims (28-5-33), Johnson (20-12-32), Searcy (22-5-27), Williams (16-10-26), Klug (15-11-26), Riley (8-5-13), Smith (10-1-11), Dodd (7-4-11), McCain (7-4-11), King (3-1-4), Palmer (1-2-3)
Team Totals: 750-355-1,105

USUAL STARTING LINEUP

OFFENSE
WR Rishard Matthews (18)
TE Delanie Walker (82)
LT Taylor Lewan (77)
LG Quinton Spain (67)
C Ben Jones (60)
RG Josh Kline (64)
RT Jack Conklin (78)
TE Jonnu Smith (81)
WR Corey Davis (84)/Eric Decker (87)
QB Marcus Mariota (8)
RB DeMarco Murray (29)
DEFENSE
DE DaQuan Jones (90)
NT Sylvester Williams (96)
DT Jurrell Casey (99)
OLB Derrick Morgan (91)
ILB Wesley Woodyard (59)
ILB Avery Williamson (54)
OLB Brian Orakpo (98)
CB Logan Ryan (26)
SS Johnathan Cyprien (37)/Da'Norris Searcy (21)
FS Kevin Byard (31)
CB Adoree' Jackson (25)

SPECIALISTS

K Ryan Succop (4)
P Brett Kern (6)
KR/PR Adoree' Jackson (25)
ST Brynden Trawick (41)

Pro Bowl [All-Pro](#)

GM: Jon Robinson; **Head Coach:** Mike Mularkey
Asst. Coaches: Dick LeBeau (asst. HC/def. coord.), Terry Robiskie (off. coord.), Craig Aukerman (asst. ST), Brandon Blaney (def. asst.), Sylvester Croom (RB), Nick Eason (DL), Russ Grimm (OL), Steve Hoffman (ST), Frisman Jackson (WR), Steve Jackson (asst. secondary), Tom Kanavy (asst. strength and cond.), Jason Michael (QB), Taylor Porter (strength and cond. asst.), Arthur Smith (TE), Lou Spanos (LB), Luke Stechel (asst. WR), Mike Sullivan (asst. OL), Deshaun Townsend (secondary), Steve Watterson (asst. HC/strength and cond.), Keith Willis (asst. DL)

AMERICAN FOOTBALL CONFERENCE STANDINGS

AFC EAST	W	L	T	Pct
New England	13	3	0	.813
* Buffalo	9	7	0	.563
Miami	6	10	0	.375
New York Jets	5	11	0	.313
AFC NORTH	W	L	T	Pct
Pittsburgh	13	3	0	.813
Baltimore	9	7	0	.563
Cincinnati	7	9	0	.438
Cleveland	0	16	0	.000
AFC SOUTH	W	L	T	Pct
Jacksonville	10	6	0	.625
* Tennessee	9	7	0	.563
Indianapolis	4	12	0	.250
Houston	4	12	0	.250
AFC WEST	W	L	T	Pct
Kansas City	10	6	0	.625
Los Angeles Chargers	9	7	0	.563
Oakland	6	10	0	.375
Denver	5	11	0	.313

NATIONAL FOOTBALL CONFERENCE STANDINGS

NFC EAST	W	L	T	Pct
Philadelphia	13	3	0	.813
Dallas	9	7	0	.563
Washington	7	9	0	.438
New York Giants	3	13	0	.188
NFC NORTH	W	L	T	Pct
Minnesota	13	3	0	.813
Detroit	9	7	0	.563
Green Bay	7	9	0	.438
Chicago	5	11	0	.313
NFC SOUTH	W	L	T	Pct
New Orleans	11	5	0	.688
* Carolina	11	5	0	.688
* Atlanta	10	6	0	.625
Tampa Bay	5	11	0	.313
NFC WEST	W	L	T	Pct
Los Angeles Rams	11	5	0	.688
Seattle	9	7	0	.563
Arizona	8	8	0	.500
San Francisco	6	10	0	.375

* Wild Card for Playoffs

2016 SEASON (9-7 REGULAR SEASON, 0-0 PLAYOFFS) • 2ND PLACE AFC SOUTH

DATE	OPPONENT	SCORE	W/L	ATT
Sep. 11	MINNESOTA	16-25	L	63,816
Sep. 18	at Detroit	16-15	W	58,466
Sep. 25	OAKLAND	10-17	L	62,370
Oct. 2	at Houston	20-27	L	71,815
Oct. 9	at Miami	30-17	W	64,425
Oct. 16	CLEVELAND	28-26	W	60,897
Oct. 23	INDIANAPOLIS	26-34	L	65,470
Oct. 27	JACKSONVILLE	36-22	W	61,619
Nov. 6	at San Diego	35-43	L	52,281
Nov. 13	GREEN BAY	47-25	W	69,116
Nov. 20	at Indianapolis	17-24	L	65,048
Nov. 27	at Chicago	27-21	W	59,494
Dec. 11	DENVER	13-10	W	68,780
Dec. 18	at Kansas City	19-17	W	68,084
Dec. 24	at Jacksonville	17-38	L	59,621
Jan. 1	HOUSTON	24-17	W	65,205

	TITANS	OPP
Total First Downs	322	324
Rushing	115	70
Passing	175	227
Penalty	32	27
3rd Down: Made/Att	100/217	77/210
3rd Down Pct.	46.1	36.7
4th Down: Made/Att	4/11	12/22
4th Down Pct.	36.4	54.5
Possession Avg.	30:32	29:28
Total Net Yards	5728	5720
Avg. Per Game	358.0	357.5
Total Plays	1008	1031
Avg. Per Play	5.7	5.5
Net Yards Rushing	2187	1413
Avg. Per Game	136.7	88.3
Total Rushes	476	356
Net Yards Passing	3541	4307
Avg. Per Game	221.3	269.2
Sacked/Yards Lost	28/179	40/278
Gross Yards	3720	4585
Att./Completions	504/307	635/388
Completion Pct.	60.9	61.1
Had Intercepted	11	12
Punts/Average	77/44.2	72/46.7
Net Punting Avg.	77/38.6	72/40.9
Penalties/Yards	110/1012	137/1191
Fumbles/Ball Lost	17/7	12/6
Touchdowns	46	43
Rushing	16	10
Passing	29	25
Returns	1	8

BY PERIODS	1	2	3	4	OT	PTS
Team	77	149	59	96	0	381
Opponents	97	95	75	111	0	378

SCORING	TD	RU	PA	RT	PAT	FG	S	TP
Succop	0	0	0	0	39/41	22/24	0	105
Murray	12	9	3	0	0	0	0	72
Matthews	9	0	9	0	0	0	0	54
Walker	7	0	7	0	0	0	0	42
Henry	5	5	0	0	0	0	0	30
Wright	3	0	3	0	0	0	0	18
Fasano	2	0	2	0	0	0	0	12
An. Johnson	2	0	2	0	0	0	0	12
Mariota	2	2	0	0	0	0	0	12
Sharpe	2	0	2	0	0	0	0	12
D. Jones	1	0	0	1	0	0	0	6
Lewan	1	0	1	0	0	0	0	6
Team	46	16	29	1	39/41	22/24	0	381
Opponents	43	10	25	8	35/40	27/32	1	378

2-Pt Conversions: **TM 0-5, OPP 1-3**

FUM/Lost: Mariota 9/5, Murray 3/1, Mariani 2/0, Cassel 1/0, Matthews 1/1, Walker 1/0

RUSHING	No	Yds	Avg	Lg	TD
Murray	293	1287	4.4	75t	9
Henry	110	490	4.5	22	5
Mariota	60	349	5.8	41	2
Andrews	2	15	7.5	9	0
Mariani	1	15	15.0	15	0
Wright	1	15	15.0	15	0
Walker	2	11	5.5	8	0
Cassel	4	3	0.8	3	0
Fowler	1	3	3.0	3	0
Sharpe	1	1	1.0	1	0
Blake	1	-2	-2.0	-2	0
Team	476	2187	4.6	75t	16
Opponents	356	1413	4.0	68t	10

PASSING	Att	Cmp	Pct	Yards	Yds/Att	TD	Int	Lg	Sk/Yds	Rating
Mariota	451	276	3426	61.2	7.60	26	9	60	23/156	95.6
Cassel	51	30	284	58.8	5.57	2	2	50	5/23	71.0
Murray	2	1	10	50.0	5.00	1	0	10t	0/0	104.2
Team	504	307	3720	60.9	7.38	29	11	60	28/179	93.7
Opponents	635	388	4585	61.1	7.22	25	12	58	40/278	88.3

RECEIVING	No	Yds	Avg	Lg	TD
Matthews	65	945	14.5	60	9
Walker	65	800	12.3	47	7
Murray	53	377	7.1	35	3
Sharpe	41	522	12.7	34t	2
Wright	29	416	14.3	48t	3
Douglas	15	210	14.0	35	0
Henry	13	137	10.5	29	0
An. Johnson	9	85	9.4	20	2
Fasano	8	83	10.4	17	2
Supernaw	4	62	15.5	30	0
Amaro	3	59	19.7	26	0
Fowler	1	14	14.0	14	0
Lewan	1	10	10.0	10t	1
Team	307	3720	12.1	60	29
Opponents	388	4585	11.8	58	25

INTERCEPTIONS	No	Yds	Avg	Lg	TD
Cox	3	3	1.0	3	0
McCain	2	33	16.5	33	0
McCourty	2	7	3.5	6	0
Woodyard	1	21	21.0	21	0
Stafford	1	4	4.0	4	0
Searcy	1	0	0.0	0	0
Sims	1	0	0.0	0	0
Williamson	1	0	0.0	0	0
Team	12	68	5.7	33	0
Opponents	11	203	18.5	77t	3

PUNTING	No	Yds	Avg	Net	TB	In	Lg	B
Kern	77	3402	44.2	38.6	4	32	71	0
Team	77	3402	44.2	38.6	4	32	71	0
Opponents	72	3360	46.7	40.9	9	22	72	0

PUNT RETURNS	No	FC	Yds	Avg	Lg	TD
Mariani	29	22	235	8.1	18	0
Blake	1	0	1	1.0	1	0
Team	30	22	236	7.9	18	0
Opponents	36	27	347	9.6	74t	2

KICKOFF RETURNS	No	Yds	Avg	Lg	TD
Mariani	26	560	21.5	37	0
Andrews	4	37	9.3	17	0
Wright	3	32	10.7	15	0
Team	33	629	19.1	37	0
Opponents	21	462	22.0	61	0

FIELD GOALS	1-19	20-29	30-39	40-49	50+
Succop	1/1	4/4	6/6	8/8	3/5
Team	1/1	4/4	6/6	8/8	3/5
Opponents	0/0	7/7	9/10	6/9	5/6

TEAM/Succop: (28G) (51N,46G) (34G) (48G,26G) (40G) (58N) (48G,44G) (32G,22G,33G) () (51G,23G) (47G) (19G,31G) (53G,41G) (39G,53G) (42G) (35G)
OPP: (37N,56N,50G,33G,45G,30G) (42G,27G) (52G) (53G,48N,45G) (24G) (45G,37G) (28G,33G) () (32G,23G, 36G) (29G,38G) (42N,49G) () (34G) (34G) (29G,48G,56G,50G) (45N,26G)

SACKS
 Orakpo 10.5, Morgan 9, Casey 5, Spence 3, Williamson 2, Woodyard 2, D. Jones 1.5, Klug 1.5, Byard 1, Dodd 1, Stafford 1, Wallace 1, (team) 1, Au. Johnson 0.5
Titans 40, Opponents 28

TACKLES (Solo-Assists-Total)
 Williamson (76-73-149), Woodyard (52-36-88), Spence (41-36-77), McCourty (56-8-64), Byard (42-21-63), Stafford (42-16-58), Orakpo (40-15-55), Searcy (39-12-51), Casey (38-13-51), Morgan (29-21-50), R. Johnson (33-15-48), McCain (37-7-44), Blake (32-5-37), Cox (33-3-36), Jones (18-11-29), Klug (14-11-25), Sims (17-1-18), Woods (11-6-17), Bass (8-8-16), Au. Johnson (13-2-15), Wallace (9-6-15), Blackson (7-7-14), Dodd (6-3-9), Palmer (2-0-2), An. Woods (2-0-2), Abdesmad (1-0-1), Reed (1-0-1), Team (1-0-1)
Team Totals: 700-336-1,036

USUAL STARTING LINEUP	
OFFENSE	
WR	Rishard Matthews (18)
TE	Delanie Walker (82)
LT	Taylor Lewan (77)
LG	Quinton Spain (67)
C	Ben Jones (60)
RG	Josh Kline (64)
RT	Jack Conklin (78)
TE	Anthony Fasano (80)
WR	Tajae Sharpe (19)
QB	Marcus Mariota (8)
RB	DeMarco Murray (29)
DEFENSE	
DE	DaQuan Jones (90)
NT	Al Woods (96)
DT	Jurrell Casey (99)
OLB	Derrick Morgan (91)/David Bass (51)
ILB	Wesley Woodyard (59)/Sean Spence (55)
ILB	Avery Williamson (54)
OLB	Brian Orakpo (98)
CB	Jason McCourty (30)
SS	Da'Norris Searcy (21)
FS	Rashad Johnson (25)/Kevin Byard (31)/Daimion Stafford (24)
CB	Brice McCain (23)/Perrish Cox (20)

SPECIALISTS	
K	Ryan Succop (4)
P	Brett Kern (6)
KR/PR	Marc Mariani (87)

Pro Bowl [All-Pro](#)

GM: Jon Robinson; **Head Coach:** Mike Mularkey
Asst. Coaches: Dick LeBeau (asst. HC/def. coord.), Terry Robiskie (off. coord.), Bobby April (ST coord.), Brandon Blaney (def. asst.), Bob Bratkowski (WR), Sylvester Croom (RB), Nick Eason (DL), Russ Grimm (OL), Steve Hoffman (ST asst.), Steve Jackson (asst. secondary), Steve Michael (QB), Arthur Smith (TE), Lou Spanos (LB), Luke Stechel (off. asst.), Mike Sullivan (asst. OL), Deshea Townsend (secondary), Jason Tucker (asst. WR), Steve Watterson (asst. HC/strength and cond.), Keith Willis (asst. DL)
 * April - special teams coordinator first four games; Hoffman - special teams assistant first four games, special teams coordinator final 12 games

AMERICAN FOOTBALL CONFERENCE STANDINGS				
AFC EAST	W	L	T	Pct
New England	14	2	0	.875
* Miami	10	6	0	.625
Buffalo	7	9	0	.438
New York Jets	5	11	0	.313
AFC NORTH	W	L	T	Pct
Pittsburgh	11	5	0	.688
Baltimore	8	8	0	.500
Cincinnati	6	9	1	.406
Cleveland	1	15	0	.063
AFC SOUTH	W	L	T	Pct
Houston	9	7	0	.563
Tennessee	9	7	0	.563
Indianapolis	8	8	0	.500
Jacksonville	3	13	0	.188
AFC WEST	W	L	T	Pct
Kansas City	12	4	0	.750
* Oakland	12	4	0	.750
Denver	9	7	0	.563
San Diego	5	11	0	.313

NATIONAL FOOTBALL CONFERENCE STANDINGS				
NFC EAST	W	L	T	Pct
Dallas	13	3	0	.813
* New York Giants	11	5	0	.688
Washington	8	7	1	.531
Philadelphia	7	9	0	.438
NFC NORTH	W	L	T	Pct
Green Bay	10	6	0	.625
* Detroit	9	7	0	.563
Minnesota	8	8	0	.500
Chicago	3	13	0	.188
NFC SOUTH	W	L	T	Pct
Atlanta	11	5	0	.688
Tampa Bay	9	7	0	.563
New Orleans	7	9	0	.438
Carolina	6	10	0	.375
NFC WEST	W	L	T	Pct
Seattle	10	5	1	.656
Arizona	7	8	1	.469
Los Angeles	4	12	0	.250
San Francisco	2	14	0	.125

* Wild Card for Playoffs

2015 SEASON (3-13 REGULAR SEASON, 0-0 PLAYOFFS) • 4TH PLACE AFC SOUTH

DATE	OPPONENT	SCORE	W/L	ATT
Sep. 13	at Tampa Bay	W 42-14		63,945
Sep. 20	at Cleveland	L 14-28		67,431
Sep. 27	INDIANAPOLIS	L 33-35		65,920
Oct. 11	BUFFALO	L 13-14		65,670
Oct. 18	MIAMI	L 10-38		62,342
Oct. 25	ATLANTA	L 7-10		63,329
Nov. 1	at Houston	L 6-20		71,630
Nov. 8	at New Orleans	W 34-28*		73,075
Nov. 15	CAROLINA	L 10-27		63,591
Nov. 19	at Jacksonville	L 13-19		60,121
Nov. 29	OAKLAND	L 21-24		58,075
Dec. 6	JACKSONVILLE	W 42-39		57,355
Dec. 13	at New York Jets	L 8-30		78,160
Dec. 20	at New England	L 16-33		66,829
Dec. 27	HOUSTON	L 6-34		62,153
Jan. 3	at Indianapolis	L 24-30		65,733

* Overtime

	TITANS	OPP
Total First Downs	298	317
Rushing	66	101
Passing	195	192
Penalty	37	24
3rd Down: Made/Att	64/201	92/216
3rd Down Pct.	31.8	42.6
4th Down: Made/Att	7/15	4/12
4th Down Pct.	46.7	33.3
Possession Avg.	29:25	30:35
Total Net Yards	4988	5475
Avg. Per Game	311.8	342.2
Total Plays	976	1003
Avg. Per Play	5.1	5.5
Net Yards Rushing	1485	1797
Avg. Per Game	92.8	112.3
Total Rushes	371	462
Net Yards Passing	3503	3678
Avg. Per Game	218.9	229.9
Sacked/Yards Lost	54/390	39/271
Gross Yards	3893	3949
Att./Completions	551/342	502/319
Completion Pct.	62.1	63.5
Had Intercepted	17	11
Punts/Average	88/47.4	74/48.2
Net Punting Avg.	88/40.3	74/43.0
Penalties/Yards	93/779	112/982
Fumbles/Ball Lost	25/16	16/8
Touchdowns	37	51
Rushing	10	11
Passing	25	34
Returns	2	6

BY PERIODS	1	2	3	4	OT	PTS
Team	67	71	84	71	6	299
Opponents	96	127	75	125	0	423

SCORING	TD	RU	PA	RT	PAT	FG	S	TP
Succop	0	0	0	0	29/31	14/16	0	71
Walker	6	0	6	0			0	38
Green-Beckham	4	0	4	0			0	26
Andrews	3	3	0	0			0	18
Mariota	3	2	1	0			0	18
Wright	3	0	3	0			0	18
McCluster	2	1	1	0			0	14
Douglas	2	0	2	0			0	12
Fasano	2	0	2	0			0	12
Fowler	2	1	1	0			0	12
Sankey	2	1	1	0			0	12
Stevens	2	0	2	0			0	12
Cobb	1	1	0	0			0	6
Hunter	1	0	1	0			0	6
McBride	1	0	1	0			0	6
Mettenberger	1	1	0	0			0	6
Sensabaugh	1	0	0	1a			0	6
Woodyard	1	0	0	1b			0	6
Team	37	10	25	2	29/31	14/16	0	299
Opponents	51	11	34	6	48/50	23/27	0	423

2-Pt Conversions: Green-Beckham, McCluster, Walker, TM
3-5, OPP 0-1

FUM/LOST: Mariota 10/6, Mettenberger 4/2, Douglas 2/1, McCluster 2/2, Sankey 2/1, West(TM) 2/2, Andrews 1/1, Gallik 1/0, Supernaw 1/1

RUSHING	No	Yds	Avg	Lg	TD
Andrews	143	520	3.6	38	3
Mariota	34	252	7.4	87t	2
McCluster	55	247	4.5	44	1
Sankey	47	193	4.1	16	1
Cobb	52	146	2.8	12	1

PASSING	Att	Cmp	Pct	Yards	Yds/Att	TD	Int	Lg	Sk/Yds	Rating
Mariota	370	230	62.2	2818	7.62	19	10	61t	38/258	91.5
Mettenberger	166	101	60.8	935	5.63	4	7	57t	13/98	66.7
Tanneh	14	10	71.4	99	7.07	1	0	29	3/34	114.9
Andrews	1	1	100.0	41	41.00	1	0	41t	0/0	158.3
Team	551	342	62.1	3893	7.07	25	17	61t	54/390	85.5
Opponents	502	319	63.5	3949	7.87	34	11	69t	39/271	101.3

West	16	51	3.2	12	0
Walker	1	36	36.0	36	0
Wright	5	17	3.4	13	0
Fowler	7	13	1.9	3	1
McBride	1	8	8.0	8	0
Mettenberger	9	8	0.9	5t	1
Douglas	1	-6	-6.0	-6	0
Team	371	1485	4.0	87t	10
Opponents	462	1797	3.9	32	11

RECEIVING	No	Yds	Avg	Lg	TD
Walker	94	1088	11.6	61t	6
Douglas	36	411	11.4	51	2
Wright	36	408	11.3	52t	3
Green-Beckham	32	549	17.2	47t	4
McCluster	31	260	8.4	35	1
Fasano	26	289	11.1	33	2
Hunter	22	264	12.0	29	1
Andrews	21	174	8.3	23	0
Sankey	14	139	9.9	30	1
Stevens	12	121	10.1	27	2
Fowler	5	44	8.8	19	1
Coffman	4	42	10.5	16	0
Supernaw	3	32	10.7	16	0
Turzilli	2	25	12.5	18	0
McBride	2	8	4.0	7	1
Mariota	1	41	41.0	41t	1
Cobb	1	-2	-2.0	-2	0
Team	342	3893	11.4	61t	25
Opponents	319	3949	12.4	69t	34

INTERCEPTIONS	No	Yds	Avg	Lg	TD
Brown	2	45	22.5	45	0
Sensabaugh	2	42	21.0	26t	1
Griffin	1	29	29.0	29	0
Cox	1	27	27.0	27	0
Bass	1	8	8.0	8	0
Mount	1	8	8.0	8	0
Searcy	1	5	5.0	5	0
Webb	1	0	0.0	0	0
Williamson	1	0	0.0	0	0
Team	11	164	14.9	45	1
Opponents	17	263	15.5	69t	3

PUNTING	No	Yds	Avg	Net	TB	In	Lg	B
Kern	88	4175	47.4	40.3	1	34	61	0
Team	88	4175	47.4	40.3	1	34	61	0
Opponents	74	3568	48.2	43.0	4	24	65	0

PUNT RETURNS	No	FC	Yds	Avg	Lg	TD
McCluster	24	15	217	9.0	37	0
Douglas	11	2	73	6.6	18	0
Cox	3	0	17	5.7	9	0
Team	38	17	307	8.1	37	0
Opponents	47	23	605	12.9	78t	1

KICKOFF RETURNS	No	Yds	Avg	Lg	TD
McCluster	13	285	21.9	32	0
McBride	10	190	19.0	31	0
Sankey	9	192	21.3	34	0
Andrews	1	13	13.0	13	0
Team	33	680	20.6	34	0
Opponents	22	599	27.2	75	0

FIELD GOALS	1-19	20-29	30-39	40-49	50+
Succop	0/0	3/3	3/3	7/7	1/3
Team	0/0	3/3	3/3	7/7	1/3
Opponents	1/1	6/6	9/9	6/9	1/2

TEAM/Succop: () () (38G,21G) (21G,41G) (37G) () (35G,44G) (51G,29G,55N) (45G) (47G,49G,53N) () () (49G) () (49G)
OPP: () () () (30G) (27G,47N) (38G,24G) (46B) (48G,19G) (31G,32G,20G,36G) (24G) () (53N,47G,27G,42G) (43G,48N,38G,42G,32G) (22G,36G) (49G,52G,35G)

SACKS
 Casey 7, Orakpo 7, Woodyard 5, Morgan 4.5, Klug 4, Williamson 3.5, Blackson 2.5, Bass 1.5, Griffin 1, Stafford 1, Tavai 1, Brown 0.5, Searcy 0.5
Titans 39, Opponents 54

TACKLES (Solo-Assists-Total)
 Williamson (79-58-137), Woodyard (70-40-110), Griffin (67-34-101), Brown (65-33-98), Casey (48-38-86), Jones (45-22-67), Orakpo (44-20-64), Sensabaugh (42-16-58), Searcy (41-13-54), Bass (23-19-42), Morgan (20-14-34), Cox (26-5-31), Woods (14-17-31), Klug (13-13-26), Webb (20-2-22), Stafford (16-4-20), Blackson (10-9-19), Hill (7-12-19), Wreh-Wilson (16-1-17), McCourty (10-6-16), Riggs (6-0-6), Huff (5-1-6), Pitlotua (2-2-4), Tavai (2-1-3), Martin (1-2-3), Johnson (1-1-2), Mount (0-1-1)
Team Totals: 692-382-1,074

USUAL STARTING LINEUP

OFFENSE

- WR Harry Douglas (83)
- TE Delanie Walker (82)**
- LT Taylor Lewan (77)
- LG Byron Bell (76)/Quinton Spain (60)
- C Brian Schwenke (62)/Andy Gallik (69)
- RG Chance Warmack (70)
- RT Jeremiah Poutasi (73)/Byron Bell (76)
- TE Craig Stevens (88)/Anthony Fasano (80)
- WR Kendall Wright (13)
- QB Marcus Mariota (8)
- RB Antonio Andrews (26)

DEFENSE

- DE DaQuan Jones (90)
- NT Al Woods (96)/Sammie Hill (94)
- DT Jurrell Casey (99)**
- OLB Derrick Morgan (91)/David Bass (51)
- ILB Wesley Woodyard (59)
- ILB Avery Williamson (54)
- OLB Brian Orakpo (98)
- CB Perrish Cox (29)
- SS Da'Norris Searcy (21)
- FS Michael Griffin (33)
- CB Coty Sensabaugh (24)

SPECIALISTS

- K Ryan Succop (8)
- P Brett Kern (6)
- KR/PR Dexter McCluster (22)

Pro Bowl [All-Pro](#)

GM: Ruston Webster; **Head Coach:** Ken Whisenhunt (first seven games), Mike Mularkey (final nine games)
Asst. Coaches: Dick LeBeau (asst. HC/def.), Ray Horton (def. coord.), Jason Michael (off. coord.), Steve Watterson (strength and cond.), Bob Bostad (OL), Steve Brown (asst. secondary), Louie Cioffi (secondary), Sylvester Croom (RB), Nick Eason (asst. DL), Steve Hoffman (ST asst.), Shawn Jefferson (WR), Nate Kaczor (ST), Cannon Matthews (qual. ctl. coord. - def.), John McNulty (QB), Mike Mularkey (TE*), Arthur Smith (asst. TE*), Gift Smith (DL), Lou Spanos (LB), Luke Stechel (off. asst.), Mike Sullivan (asst. OL), Jason Tucker (asst. WR)

* Mularkey - tight ends coach first seven games, head coach final nine games; Smith - assistant tight ends coach first seven games, tight ends coach final nine games

AMERICAN FOOTBALL CONFERENCE STANDINGS

AFC EAST	W	L	T	Pct
New England	12	4	0	.750
New York Jets	10	6	0	.625
Buffalo	8	8	0	.500
Miami	6	10	0	.375
AFC NORTH	W	L	T	Pct
Cincinnati	12	4	0	.750
* Pittsburgh	10	6	0	.625
Baltimore	5	11	0	.313
Cleveland	3	13	0	.188
AFC SOUTH	W	L	T	Pct
Houston	9	7	0	.563
Indianapolis	8	8	0	.500
Jacksonville	5	11	0	.313
Tennessee	3	13	0	.188
AFC WEST	W	L	T	Pct
Denver	12	4	0	.750
* Kansas City	11	5	0	.688
Oakland	7	9	0	.438
San Diego	4	12	0	.250

NATIONAL FOOTBALL CONFERENCE STANDINGS

NFC EAST	W	L	T	Pct
Washington	9	7	0	.563
Philadelphia	7	9	0	.438
New York Giants	6	10	0	.375
Dallas	4	12	0	.250
NFC NORTH	W	L	T	Pct
Minnesota	11	5	0	.688
* Green Bay	10	6	0	.625
Detroit	7	9	0	.438
Chicago	6	10	0	.375
NFC SOUTH	W	L	T	Pct
Carolina</				

2014 SEASON (2-14 REGULAR SEASON, 0-0 PLAYOFFS) • 4TH PLACE AFC SOUTH

Table with columns: DATE, OPPONENT, SCORE, W/L, ATT. Lists game results from Sep. 7 to Dec. 28.

Summary statistics table with columns: TITANS, OPP. Categories include Total First Downs, Possession Avg., Net Yards Rushing, etc.

Table with columns: BY PERIODS, 1, 2, 3, 4, OT, PTS. Shows performance by quarter.

Table with columns: SCORING, TD, RU, PA, RT, PAT, FG, S, TP. Lists individual player scoring stats.

2-Pt Conversions: TM 0-1, OPP 0-1

FUM/Lost: Mettenberger 4/2, Locker 3/1, L. Washington 3/1, Whitehurst 3/0, Sankey 2/2, Spencer 2/0, Walker 2/0, Greene 1/1, McCluster 1/1, Schwenke 1/1, Wright 1/1

RUSHING table with columns: No, Yds, Avg, Lg, TD. Lists rushing stats for all players.

PASSING table with columns: Att, Cmp, Pct, Yards, Yds/Att, TD, Int, Lg, Sk/Yds, Rating. Lists passing stats for all players.

Summary statistics table with columns: Palmer, Team, Opponents. Shows team totals for various categories.

RECEIVING table with columns: No, Yds, Avg, Lg, TD. Lists receiving stats for all players.

INTERCEPTIONS table with columns: No, Yds, Avg, Lg, TD. Lists interception stats for all players.

PUNTING table with columns: No, Yds, Avg, Net, TB, In, Lg, B. Lists punting stats for all players.

PUNT RETURNS table with columns: No, FC, Yds, Avg, Lg, TD. Lists punt return stats for all players.

KICKOFF RETURNS table with columns: No, Yds, Avg, Lg, TD. Lists kickoff return stats for all players.

FIELD GOALS table with columns: 1-19, 20-29, 30-39, 40-49, 50+. Lists field goal stats for all players.

Titans/Succop: (36G,31G,46G,47G) (47G) (40N,44N) (36G) (35G) (36G) (20G) (20G) (42N) (40G, 33G,51G) (50G,23G) (31G) (38G,42G) (55B)(31G,31G,27G,22G) (30G,29G,49G) (49G,23G) (36G,26G,49N,35G,30G,50G) (37G,43B) (20G,19G,36G,52G,42G) (53N,51G) (23G,46N,26G)

SACKS Morgan 6.5, Casey 5, Griffin 3, Hill 3, Williamson 3, Woodyard 2.5, Klug 2, Phillips TM 2, Pitoitua 2, Wimbley 2, Groves 1, Huff 1, D. Jones 1, Pollard 1, Sensabaugh 1, Stafford 1, Wilson 1, Woods 1. Titans 39, Opponents 50

TACKLES (Solo-Assists-Total) Woodyard (66-68-134), Griffin (83-32-115), Williamson (55-52-107), Casey (58-28-86), McCourty (77-8-85), Morgan (52-30-82), Wilson (49-16-65), Wreh-Wilson (47-10-57), Hill (30-17-47), Pitoitua (21-24-45), Sensabaugh (37-7-44), Wimbley (18-23-41), Stafford (24-9-33), Klug (21-10-31), Woods (14-17-31), Phillips (14-14-28), Martin (10-18-28), Pollard (22-4-26), Gooden (15-9-24), Groves (12-7-19), Huff (8-6-14), Jones (7-6-13), Harris (8-1-9), Moch (3-1-4), Ghee (3-0-3), Brown (1-0-1). Team Totals: 755-417-1,172

Summary statistics table with columns: Team, Opponents. Shows team totals for various categories.

USUAL STARTING LINEUP OFFENSE: WR Nate Washington (85), TE Delanie Walker (82), LT Taylor Lewan (77), LG Andy Levitre (67), C Brian Schwenke (62), RG Chance Warmack (70), RT Michael Oher (72), TE Craig Stevens (88)/Brett Brackett (87), WR Kendall Wright (13), QB Zach Mettenberger (7), RB Bishop Sankey (20). DEFENSE: DE Ropati Pitoitua (92), NT Sammie Hill (94), DT Jurrell Casey (99), OLB Derrick Morgan (91), ILB Wesley Woodyard (59), ILB Avery Williamson (54), OLB Kamerion Wimbley (95), CB Bliidi Wreh-Wilson (25), SS George Wilson (21), FS Michael Griffin (33), CB Jason McCourty (30).

SPECIALISTS K Ryan Succop (8), P Brett Kern (6), KR/PR Leon Washington (26). Pro Bowl All-Pro.

GM: Ruston Webster; Head Coach: Ken Whisenhunt. Asst. Coaches: Ray Horton (def. coord.), Jason Michael (off. coord.), Bob Bostad (off. line), Steve Brown (asst. sec. coord.), Louie Cioffi (secondary), Sylvester Croom (RB), Nick Eason (asst. DL), Steve Hoffman (ST asst.), Shawn Jefferson (WR), Nate Kaczor (ST), Cannon Matthews (qual. ctl. coord. - def.), John McNulty (QB), Mike Mularkey (TE), Kevin Patullo (asst. WR), Arthur Smith (asst. TE), Giff Smith (DL), Lou Spanos (LB), Luke Stechel (off. asst.), Mike Sullivan (asst. OL), Steve Watterson (strength and cond.)

AMERICAN FOOTBALL CONFERENCE STANDINGS. Table with columns: AFC EAST, AFC NORTH, AFC SOUTH, AFC WEST. Shows win-loss-tie records and winning percentages for all teams.

NATIONAL FOOTBALL CONFERENCE STANDINGS. Table with columns: NFC EAST, NFC NORTH, NFC SOUTH, NFC WEST. Shows win-loss-tie records and winning percentages for all teams.

* Wild Card for Playoffs

2013 SEASON (7-9 REGULAR SEASON, 0-0 PLAYOFFS) • 2ND PLACE AFC SOUTH

DATE	OPPONENT	SCORE	W/L	ATT
Sep. 8	at Pittsburgh	16-9	W	61,585
Sep. 15	at Houston	24-30*	L	71,718
Sep. 22	SAN DIEGO	20-17	W	69,143
Sep. 29	NEW YORK JETS	38-13	W	69,143
Oct. 6	KANSAS CITY	17-26	L	69,143
Oct. 13	at Seattle	13-20	L	68,127
Oct. 20	SAN FRANCISCO	17-31	L	69,143
Nov. 3	at St. Louis	28-21	W	54,617
Nov. 10	JACKSONVILLE	27-29	L	69,143
Nov. 14	INDIANAPOLIS	27-30	L	69,143
Nov. 24	at Oakland	23-19	W	46,001
Dec. 1	at Indianapolis	14-22	L	65,502
Dec. 8	at Denver	28-51	L	76,554
Dec. 15	ARIZONA	34-37*	L	69,143
Dec. 22	at Jacksonville	20-16	W	60,559
Dec. 29	HOUSTON	16-10	W	69,143

	TITANS	OPP
Total First Downs	311	329
Rushing	103	108
Passing	172	191
Penalty	36	30
3rd Down: Made/Att	94/227	69/201
3rd Down Pct.	41.4	34.3
4th Down: Made/Att	11/17	7/11
4th Down Pct.	64.7	63.6
Possession Avg.	30:00	30:00
Total Net Yards	5390	5407
Avg. Per Game	336.9	337.9
Total Plays	1032	1027
Avg. Per Play	5.2	5.3
Net Yards Rushing	1894	1795
Avg. Per Game	118.4	112.2
Total Rushes	462	446
Net Yards Passing	3496	3612
Avg. Per Game	218.5	225.8
Sacked/Yards Lost	37/214	36/227
Gross Yards	3710	3839
Att./Completions	533/328	545/344
Completion Pct.	63.1	63.1
Had Intercepted	16	13
Punts/Average	79/42.9	76/45.0
Net Punting Avg.	79/39.7	76/40.0
Penalties/Yards	101/900	95/779
Fumbles/Ball Lost	27/9	24/12
Touchdowns	41	40
Rushing	16	21
Passing	22	15
Returns	3	4

BY PERIODS	1	2	3	4	OT	PTS
Team	71	77	65	149	0	362
Opponents	76	83	88	125	9	381

SCORING	TD	RU	PA	RT	PAT	FG	S	TP
Bironas	0	0	0	0	41/41	25/29	0	116
C. Johnson	10	6	4	0	0	0	0	60
Walker	6	0	6	0	0	0	0	36
Greene	4	4	0	0	0	0	0	24
Hunter	4	0	4	0	0	0	0	24
Fitzpatrick	3	3	0	0	0	0	0	18
N. Washington	3	0	3	0	0	0	0	18
Locker	2	2	0	0	0	0	0	12
Preston	2	0	2	0	0	0	0	12
Wright	2	0	2	0	0	0	0	12
Battle	1	1	0	0	0	0	0	6
Klug	1	0	0	1b	0	0	0	6
McCourty	1	0	0	1c	0	0	0	6
Thompson	1	0	1	0	0	0	0	6
Verner	1	0	0	1a	0	0	0	6
Team	41	16	22	3	41/41	25/29	0	362
Opponents	40	21	15	4	37/38	32/39	3	381

2-Pt Conversions: TM 0-0, OPP 1-1

FUM/Lost: Fitzpatrick 9/2, C. Johnson 3/2, Locker 3/1, Kern 2/0, Williams 2/1, Wright 2/0, Wylie(TM) 2/1, Bailey 1/1, Reynaud(TM) 1/1, Walker 1/0, L. Washington(LG) 1/0, L. Washington(TM) 1/0

RUSHING	No	Yds	Avg	Lg	TD
C. Johnson	279	1077	3.9	30t	6
Greene	77	295	3.8	29	4
Fitzpatrick	43	225	5.2	26	3
Locker	24	155	6.5	39	2
Battle	36	142	3.9	37	1
Kern	2	0	0.0	0	0

PASSING	Att	Cmp	Pct	Yards	Yds/Att	TD	Int	Lg	Sk/Yds	Rating
Fitzpatrick	350	217	62.0	2454	7.01	14	12	77t	21/109	82.0
Locker	183	111	60.7	1256	6.86	8	4	66t	16/105	86.7
Team	533	328	61.5	3710	6.96	22	16	77t	37/214	83.6
Opponents	545	344	63.1	3839	7.04	15	13	55	36/227	83.3

Reynaud	1	0	0.0	0	0
Team	462	1894	4.1	39	16
Opponents	446	1795	4.0	60	21

RECEIVING	No	Yds	Avg	Lg	TD
Wright	94	1079	11.5	45	2
Walker	60	571	9.5	33	6
N. Washington	58	919	15.8	77t	3
C. Johnson	42	345	8.2	66t	4
Hunter	18	354	19.7	57	4
Williams	15	178	11.9	32	0
Britt	11	96	8.7	15	0
Greene	6	39	6.5	28	0
Mooney	6	32	5.3	22	0
Preston	5	37	7.4	10t	2
Battle	4	36	9.0	24	0
Thompson	3	13	4.3	9t	1
Stevens	2	5	2.5	6	0
Shiancoe	2	2	1.0	3	0
Reynaud	1	4	4.0	4	0
Fitzpatrick	1	0	0.0	0	0
Team	328	3710	11.3	77t	22
Opponents	344	3839	11.2	55	15

INTERCEPTIONS	No	Yds	Avg	Lg	TD
Verner	5	68	13.6	34	1
Pollard	3	36	12.0	32	0
Ayers	1	5	5.0	5	0
Brown	1	3	3.0	3	0
McCarthy	1	1	1.0	1	0
Griffin	1	0	0.0	0	0
G. Wilson	1	0	0.0	0	0
Team	13	113	8.7	34	1
Opponents	16	132	8.3	35	1

PUNTING	No	Yds	Avg	Net	TB	In	Lg	B
Kern	78	3386	43.4	39.7	2	32	63	1
Team	79	3386	42.9	39.7	2	32	63	1
Opponents	76	3422	45.0	40.0	7	28	61	0

PUNT RETURNS	No	FC	Yds	Avg	Lg	TD
Reynaud	18	8	135	7.5	35	0
L. Washington	6	9	78	13.0	33	0
Williams	4	3	12	3.0	8	0
Wylie	2	0	4	2.0	4	0
Verner	1	0	11	11.0	11	0
Team	31	20	240	7.7	35	0
Opponents	35	25	210	6.0	24	0

KICKOFF RETURNS	No	Yds	Avg	Lg	TD
L. Washington LG	17	500	29.4	95	0
L. Washington TM	16	481	30.1	95	0
Reynaud	15	355	23.7	40	0
Williams	5	123	24.6	37	0
Wylie	5	94	18.8	23	0
Bailey	1	0	0.0	0	0
Battle	1	26	26.0	26	0
Verner	1	17	17.0	17	0
Team	44	1096	24.9	95	0
Opponents	45	1099	24.4	46	0

FIELD GOALS	1-19	20-29	30-39	40-49	50+
Bironas	0/0	10/10	8/9	5/7	2/3
Team	0/0	10/10	8/9	5/7	2/3
Opponents	2/2	6/6	6/8	15/18	3/5

Bironas/Titans: (26G,44G,27G) (48N,47G) (20G,43N,37G) (26G) (22G,32N) (38G,25G) (31G) (39G,37G) (25G,38G) (33G,22G,23G) () (45G,50N,24G) (45G,52G) (42G,55G,37G) (OPP: () (50N,50N,46N) (44G,38B) (45G,47G) (29G,24G, 33G,48G) (31G,29G) (44G) (44N) (32G,44G) (48G,30G, 50G) (52G,48G,24G,32N,48N,42G) (47G,48G,45G,37G, 49G) (25G,64G,19G) (25G,47G,41G) (36G) (19G)

SACKS
Casey 10.5, Morgan 6, Brown 4, Pitoitua 4, A. Johnson 3, Wimbley 3, Klug 2, Ayers 1, Fokou 1, Mi. Martin 1, Pollard 0.5
Titans 36, Opponents 37

TACKLES (Solo-Assists-Total)
Pollard (93-49-142), Brown (80-37-117), Griffin (71-35-106), Fokou (67-31-98), Pitoitua (42-49-91), Casey (49-41-90), McCourty (68-9-77), Verner (61-12-73), Ayers (44-12-56), Morgan (31-23-54), McCarthy (35-16-51), Hill (26-14-40), Sensabaugh (29-8-37), A. Johnson (19-16-35), Wilson (25-8-33), Klug (14-12-26), Wimbley (12-12-24), Martin (9-13-22), Edwards (6-4-10), Wreh-Wilson (6-3-9), Gooden (4-3-7), Campbell (3-1-4), Stafford (1-0-1)
Team Totals: 795-408-1,203

USUAL STARTING LINEUP

OFFENSE

WR	Nate Washington (85)
TE	Craig Stevens (88)
LT	Michael Roos (71)
LG	Andy Levitre (67)
C	Brian Schwenke (62)
RG	Chance Warmack (70)
RT	David Stewart (76)
TE	Delanie Walker (82)
WR	Kendall Wright (13)
QB	Jake Locker (10)/Ryan Fitzpatrick (4)
RB	Chris Johnson (28)

DEFENSE

LE	Derrick Morgan (91)
DT	Sammie Hill (94)
DT	Jurrell Casey (99)
RE	Ropati Pitoitua (92)
SLB	Akeem Ayers (56)
MLB	Moise Fokou (53)
WLB	Zach Brown (55)
LCB	Jason McCourty (30)
RCB	Alterraun Verner (20)
SS	Bernard Pollard (31)
FS	Michael Griffin (33)

SPECIALISTS

K	Rob Bironas (2)
P	Brett Kern (6)
KR/PR	Leon Washington (26)

Pro Bowl All-Pro

GM: Ruston Webster; Head Coach: Mike Munchak
Asst. Coaches: Jerry Gray (def. coord.), Dowell Loggains (off. coord.), Steve Watterson (asst. head coach/strength & cond.), Gregg Williams (senior asst./defense), Steve Brown (asst. secondary), Sylvester Croom (RB), Jonathan Gannon (def. asst./qual. ctl.), George Henshaw (TE), Steve Hoffman (ST asst.), Shawn Jefferson (WR), Nate Kaczor (ST), Bruce Matthews (OL), Brett Maxie (secondary), Keith Millard (def. asst./pass rush specialist), Chet Paravecchio (LB), Dave Ragone (QB), Tracy Rucker (DL), Arthur Smith (OL/TE asst.)

AMERICAN FOOTBALL CONFERENCE STANDINGS

AFC EAST	W	L	T	Pct
New England	12	4	0	.750
New York Jets	8	8	0	.500
Miami	8	8	0	.500
Buffalo	6	10	0	.375
AFC NORTH	W	L	T	Pct
Cincinnati	11	5	0	.688
Pittsburgh	8	8	0	.500
Baltimore	8	8	0	.500
Cleveland	4	12	0	.250
AFC SOUTH	W	L	T	Pct
Indianapolis	11	5	0	.688
Tennessee	7	9	0	.438
Jacksonville	4	12	0	.250
Houston	2	14	0	.125
AFC WEST	W	L	T	Pct
Denver	13	3	0	.813
* Kansas City	11	5	0	.688
* San Diego	9	7	0	.563
Oakland	4	12	0	.250

NATIONAL FOOTBALL CONFERENCE STANDINGS

NFC EAST	W	L	T	Pct
Philadelphia	10	6	0	.625
Dallas	8	8	0	.500
New York Giants	7	9	0	.438
Washington	3	13	0	.188
NFC NORTH	W	L	T	Pct
Green Bay	8	7	1	.531
Chicago	8	8	0	.500
Detroit	7	9	0	.438
Minnesota	5	10	1	.344
NFC SOUTH	W	L	T	Pct
Carolina	12	4	0	.750
* New Orleans	11	5	0	.688
Atlanta	4	12	0	.250
Tampa Bay	4	12	0	.250
NFC WEST	W	L	T	Pct
Seattle	13	3	0	.813
* San Francisco	12	4	0	.750
Arizona	10	6	0	.625
St. Louis Rams	7	9	0	.438

* Wild Card for Playoffs

2012 SEASON (6-10 REGULAR SEASON, 0-0 PLAYOFFS) • 3RD PLACE AFC SOUTH

DATE	OPPONENT	SCORE	W/L	ATT
Sep. 9	NEW ENGLAND	13-34	L	69,143
Sep. 16	at San Diego	10-38	L	60,804
Sep. 23	DETROIT	44-41*	W	69,143
Sep. 30	at Houston	14-38	L	71,581
Oct. 7	at Minnesota	7-30	L	57,652
Oct. 11	PITTSBURGH	26-23	W	69,143
Oct. 21	at Buffalo	35-34	W	68,836
Oct. 28	INDIANAPOLIS	13-19*	L	69,143
Nov. 4	CHICAGO	20-51	L	69,143
Nov. 11	at Miami	37-3	W	60,165
Nov. 18	BYE			
Nov. 25	at Jacksonville	19-24	L	63,323
Dec. 2	HOUSTON	10-24	L	69,143
Dec. 9	at Indianapolis	23-27	L	64,688
Dec. 17	NEW YORK JETS	14-10	W	69,143
Dec. 23	at Green Bay	7-55	L	70,508
Dec. 30	JACKSONVILLE	38-20	W	69,143

* Overtime

	TITANS	OPP
Total First Downs	260	358
Rushing	70	122
Passing	166	210
Penalty	24	26
3rd Down: Made/Att	83/217	85/214
3rd Down Pct.	38.2	39.7
4th Down: Made/Att	5/15	6/14
4th Down Pct.	33.3	42.9
Possession Avg.	27:18	32:42
Total Net Yards	5,010	5,999
Avg. Per Game	313.1	374.9
Total Plays	957	1,086
Avg. Per Play	5.2	5.5
Net Yards Rushing	1,687	2,035
Avg. Per Game	105.4	127.2
Total Rushes	378	483
Net Yards Passing	3,323	3,964
Avg. Per Game	207.7	247.8
Sacked/Yards Lost	39/254	39/241
Gross Yards	3,577	4,205
Att./Completions	540/318	564/374
Completion Pct.	58.9	66.3
Had Intercepted	16	19
Punts/Average	83/46.4	70/44.1
Net Punting Avg.	83/40.4	70/36.1
Penalties/Yards	106/847	86/717
Fumbles/Ball Lost	21/12	15/5
Touchdowns	36	55
Rushing	10	16
Passing	17	31
Returns	9	8

BY PERIODS	1	2	3	4	OT	PTS
Team	72	94	66	95	3	330
Opponents	155	58	116	136	6	471

SCORING	TD	RU	PA	RT	PAT	FG	S	TP
Bironas	0	0	0	0	35/35	25/31	0	110
C. Johnson	6	6	0	0			0	36
Britt	4	0	4	0			0	26
Cook	4	0	4	0			0	24
Washington	4	0	4	0			0	24
Wright	4	0	4	0			0	24
Harper	3	3	0	0			0	18
Reynaud	3	0	0	3b			0	18
Brown	2	0	0	2f			0	12
Campbell	1	0	0	1a			0	6
Locker	1	1	0	0			0	6
McCarthy	1	0	0	1d			0	6
Stevens	1	0	1	0			0	6
Verner	1	0	0	1c			0	6
Witherspoon	1	0	0	1e			0	6
Team Defense	0	0	0	0			1	2
Team	36	10	17	9	35/35	25/31	1	330
Opponents	55	16	31	8	52/52	29/31	0	471

2-Pt Conversions: Britt, TM 1-1, OPP 1-2

FUM/Lost: C. Johnson 5/4, Locker 4/4, Hasselbeck 3/1, Britt 2/1, Stevens 2/0, Brown 1/0, Cook 1/1, Reynaud 1/0, Washington 1/0, Wright 1/1

RUSHING	No	Yds	Avg	Lg	TD
C. Johnson	276	1,243	4.5	94t	6
Locker	41	291	7.1	32	1
Hasselbeck	13	38	2.9	16	0
Reynaud	16	33	2.1	11	0
Harper	19	30	1.6	13	3
Mooney	5	19	3.8	8	0

PASSING	Att	Cmp	Pct	Yards	Yds/Att	TD	Int	Lg	Sk/Yds	Rating
Locker	314	177	2,176	56.4	6.93	10	11	71t	25/151	74.0
Hasselbeck	221	138	1,367	62.4	6.19	7	5	37	14/103	81.0
Smith	5	3	34	60.0	6.80	0	0	17	0/0	80.4
Team	540	318	3,577	58.9	6.62	17	16	71t	39/254	76.9
Opponents	564	374	4,205	66.3	7.46	31	19	82t	39/241	92.7

Ringer	2	14	7.0	9	0
Babineaux	1	10	10.0	10	0
Q. Johnson	4	5	1.3	3	0
Wright	1	4	4.0	4	0
Team	378	1,687	4.5	94t	10
Opponents	483	2,035	4.2	46	16

RECEIVING	No	Yds	Avg	Lg	TD
Wright	64	626	9.8	38	4
Washington	46	746	16.2	71t	4
Britt	45	589	13.1	46	4
Cook	44	523	11.9	61t	4
C. Johnson	36	232	6.4	22	0
Williams	30	324	10.8	27	0
Stevens	23	275	12.0	46	1
Thompson	6	46	7.7	12	0
Hawkins	5	62	12.4	42	0
Preston	5	59	11.8	21	0
Q. Johnson	5	40	8.0	17	0
Reynaud	5	35	7.0	9	0
Ringer	3	12	4.0	6	0
Harper	1	8	8.0	8	0
Team	318	3,577	11.2	71t	17
Opponents	374	4,205	11.2	82t	31

INTERCEPTIONS	No	Yds	Avg	Lg	TD
Griffin	4	59	14.8	33	0
McCourtly	4	29	7.3	28	0
Brown	3	156	52.0	79t	2
Verner	2	11	5.5	11	0
McCarthy	1	49	49.0	49t	1
Witherspoon	1	40	40.0	40t	1
Babineaux	1	10	10.0	10	0
Ayers	1	2	2.0	2	0
R. Johnson	1	2	2.0	2	0
Afalava	1	0	0.0	0	0
Team	19	358	18.8	79t	4
Opponents	16	260	16.3	63t	4

PUNTING	No	Yds	Avg	Net	TB	In	Lg	B
Kern	81	3,855	47.6	40.4	5	30	71	2
Team	83	3,855	46.4	40.4	5	30	71	2
Opponents	70	3,084	44.1	36.1	4	29	67	1

PUNT RETURNS	No	FC	Yds	Avg	Lg	TD
Reynaud	31	17	410	13.2	81t	2
Campbell	0	0	65	---	65t	1
Team	31	17	475	15.3	81t	3
Opponents	39	15	405	10.4	58	0

KICKOFF RETURNS	No	Yds	Avg	Lg	TD
Reynaud	53	1,240	23.4	105t	1
Hawkins	7	205	29.3	71	0
McCourtly	1	14	14.0	14	0
Stevens	1	18	18.0	18	0
Witherspoon	1	6	6.0	6	0
Williams	0	6	---	6	0
Team	63	1,489	23.6	105t	1
Opponents	33	860	26.1	89t	1

FIELD GOALS	1-19	20-29	30-39	40-49	50+
Bironas	0/0	6/6	13/13	5/10	1/2
Team	0/0	6/6	13/13	5/10	1/2
Opponents	0/0	11/11	5/6	9/9	4/5

Bironas/Titans: (28G,24G) (23G) (31G,38G,41N,48N,26G) () (22G,38G,47G,40G) (39G,45N,30G) (39G) (37G,38G, 53G) (38G,42N,40G,39G,33G) (37G) (57N,40G,31G,25G) (46B) (48G) (48G)

OPP: (25G,31G) (26G) (47G,53G,33G,26G) (33G) (42G, 36G,26G) (29G,28G,52G,54N) (31G,42G) (20G,37G,44G) (40G,25G,22G) (40G) (41G) (50G) (53G,40G) (22G) (26G,48G) ()

SACKS
Morgan 6.5, Ayers 6, Wimbley 6, Brown 5.5, Klug 3.5, Casey 3, Mli. Martin 3, Wynn 2, Marks 1.5, Griffin 1, Witherspoon 1
Titans 39, Opponents 39

TACKLES (Solo-Assists-Total)
Ayers (79-31-110), Griffin (72-31-103), McCourtly (79-14-93), Brown (70-23-93), Babineaux (66-26-92), Casey (38-42-80), Verner (66-12-78), Morgan (35-31-66), Marks (31-32-63), Witherspoon (32-16-48), McCarthy (32-13-45), Mouton (33-9-42), Mike Martin (23-17-40), Shaw (30-8-38), Wimbley (18-20-38), Sensabaugh (23-4-27), Afalava (13-10-23), Robert Johnson (10-3-13), Diles (8-5-13), Klug (8-4-12), Wynn (6-6-12), Solomon (3-6-9), Campbell (6-0-6), Dawson (3-2-5), DaJohn Harris (1-4-5), Egboh (2-0-2)
Team Totals: 787-369-1,156

USUAL STARTING LINEUP

OFFENSE
WR Nate Washington (85)
TE Jared Cook (89)
LT Michael Roos (71)
LG Steve Hutchinson (73)
C Fernando Velasco (61)
RG Leroy Harris (64)/Deuce Lutui (72)
RT David Stewart (76)
TE Craig Stevens (88)
WR Kenny Britt (18)
QB Jake Locker (10)
RB Chris Johnson (28)

DEFENSE
LE Derrick Morgan (91)
DT Sen'Derrick Marks (94)
DT Jurrell Casey (99)
RE Kameron Wimbley (95)
LLB Akeem Ayers (56)
MLB Colin McCarthy (52)/Will Witherspoon (92)
RLB Zach Brown (55)
LCB Jason McCourty (30)
RCB Alterraun Verner (20)
SS Jordan Babineaux (26)
FS Michael Griffin (33)

SPECIALISTS
K Rob Bironas (2)
P Brett Kern (6)
KR/PR Darius Reynaud (25)

Pro Bowl All-Pro

GM: Ruston Webster; **Head Coach:** Mike Munchak
Asst. Coaches: Jerry Gray (def. coord.), Chris Palmer/Dowell Loggains* (off. coord.), Steve Watterson (asst. head coach/strength & cond.), Steve Brown (asst. secondary), Frank Bush (LB), Jonathan Gannon (def. asst./qual. ctl.), Nate Kaczor (asst. off. line), Alan Lowry (ST), Bruce Matthews (OL), Brett Maxie (secondary), Keith Millard (def. asst./pass rush specialist), Chet Parlavecchio (ST asst.), Dave Ragone (WR), Tracy Rucker (DL), Jim Skipper (RB), Arthur Smith (off. asst./qual. ctl.), John Zernhelt (TE)

* Palmer was offensive coordinator for first 11 games; Loggains was quarterbacks coach/passing game for first 11 games and offensive coordinator for final five games.

AMERICAN FOOTBALL CONFERENCE STANDINGS

AFC EAST	W	L	T	Pct
New England	12	4	0	.750
Miami	7	9	0	.438
New York Jets	6	10	0	.375
Buffalo	6	10	0	.375

AFC NORTH	W	L	T	Pct
Baltimore	10	6	0	.625
* Cincinnati	10	6	0	.625
Pittsburgh	8	8	0	.500
Cleveland	5	11	0	.313

AFC SOUTH	W	L	T	Pct
Houston	12	4	0	.750
* Indianapolis	11	5	0	.688
Tennessee	6	10	0	.375
Jacksonville	2	14	0	.125

AFC WEST	W	L	T	Pct
Denver	13	3	0	.813
San Diego	7	9	0	.438
Oakland	4	12	0	.250
Kansas City	2	14	0	.125

NATIONAL FOOTBALL CONFERENCE STANDINGS

NFC EAST	W	L	T	Pct
Washington	10	6	0	.625
New York Giants	9	7	0	.563
Dallas	8	8	0	.500
Philadelphia	4	12	0	.250

NFC NORTH	W	L	T	Pct
Green Bay	11	5	0	.688
* Minnesota	10	6	0	.625
Chicago	10	6	0	.625
Detroit	4	12	0	.250

NFC SOUTH	W	L	T	Pct
Atlanta	13	3	0	.813
Carolina	7	9	0	.438
New Orleans	7	9	0	.438
Tampa Bay	7	9	0	.438

2011 SEASON (9-7 REGULAR SEASON, 0-0 PLAYOFFS) • 2ND PLACE AFC SOUTH

DATE	OPPONENT	SCORE	W/L	ATT
Sep. 11	at Jacksonville	14-16	L	61,619
Sep. 18	BALTIMORE	26-13	W	69,143
Sep. 25	DENVER	17-14	W	69,143
Oct. 2	at Cleveland	31-13	W	66,240
Oct. 9	at Pittsburgh	17-38	L	63,875
Oct. 16	BYE			
Oct. 23	HOUSTON	7-41	L	69,143
Oct. 30	INDIANAPOLIS	27-10	W	69,143
Nov. 6	CINCINNATI	17-24	L	69,143
Nov. 13	at Carolina	30-3	W	72,409
Nov. 20	at Atlanta	17-23	L	68,164
Nov. 27	TAMPA BAY	23-17	W	69,143
Dec. 4	at Buffalo	23-17	W	56,463
Dec. 11	NEW ORLEANS	17-22	L	69,143
Dec. 18	at Indianapolis	13-27	L	64,271
Dec. 24	JACKSONVILLE	23-17	W	69,143
Jan. 1	at Houston	23-22	W	71,512

	TITANS	OPP
Total First Downs	281	324
Rushing	71	111
Passing	185	187
Penalty	25	26
3rd Down: Made/Att	80/218	96/236
3rd Down Pct.	36.7	40.7
4th Down: Made/Att	10/14	8/20
4th Down Pct.	71.4	40.0
Possession Avg.	27:52	32:08
Total Net Yards	5361	5682
Avg. Per Game	335.1	355.1
Total Plays	984	1080
Avg. Per Play	5.4	5.3
Net Yards Rushing	1438	2053
Avg. Per Game	89.9	128.3
Total Rushes	376	461
Net Yards Passing	3923	3629
Avg. Per Game	245.2	226.8
Sacked/Yards Lost	24/190	28/180
Gross Yards	4113	3809
Att./Completions	584/353	591/369
Completion Pct.	60.4	62.4
Had Intercepted	14	11
Punts/Average	86/43.6	83/43.7
Net Punting Avg.	86/39.4	83/36.4
Penalties/Yards	104/960	99/812
Fumbles/Ball Lost	17/8	20/12
Touchdowns	34	34
Rushing	8	10
Passing	22	21
Returns	4	3

BY PERIODS	1	2	3	4	OT	PTS
Team	57	110	67	91	0	325
Opponents	64	79	74	100	0	317

SCORING	TD	RU	PA	RT	PAT	FG	S	TP
Bironas	0	0	0	0	34/34	29/32	0	121
Washington	8	1	7	0	0	0	0	48
Williams	5	0	5	0	0	0	0	30
C. Johnson	4	4	0	0	0	0	0	24
Britt	3	0	3	0	0	0	0	18
Cook	3	0	3	0	0	0	0	18
Avery	1	0	1	0	0	0	0	6
Babineaux	1	0	0	1a	0	0	0	6
Campbell	1	0	0	1d	0	0	0	6
D. Graham	1	0	1	0	0	0	0	6
Harper	1	1	0	0	0	0	0	6
L. Hawkins	1	0	1	0	0	0	0	6
Locker	1	1	0	0	0	0	0	6
Mariani	1	0	0	1c	0	0	0	6
McCourty	1	0	0	1b	0	0	0	6
Ringer	1	1	0	0	0	0	0	6
Stevens	1	0	1	0	0	0	0	6
Team	34	8	22	4	34/34	29/32	0	325
Opponents	34	10	21	3	32/32	27/28	0	317

2-Pt Conversions: Titans 0-0, Opponents 0-2

FUM/Lost: Hasselbeck 4/1, C. Johnson 3/1, Cook 2/2, Amato 1/0, Britt 1/1, Campbell 1/0, Hall 1/1, Harper 1/1, L. Hawkins 1/0, Mariani 1/0, Ringer 1/1

RUSHING	No	Yds	Avg	Lg	TD
C. Johnson	262	1047	4.0	48t	4
Ringer	59	185	3.1	25	1
Locker	8	56	7.0	17	1
Hasselbeck	20	52	2.6	21	0
Harper	17	44	2.6	12	1

PASSING	Att	Cmp	Pct	Yards	Yds/Att	TD	Int	Lg	Sk/Yds	Rating
Hasselbeck	518	319	61.6	3571	6.89	18	14	80t	19/153	82.4
Locker	66	34	51.5	542	8.21	4	0	54	5/37	99.4
Team	584	353	60.4	4113	7.04	22	14	80t	24/190	84.4
Opponents	591	369	62.4	3809	6.45	21	11	78t	28/180	85.1

Hall	6	24	4.0	12	0
Kern	1	21	21.0	21	0
Washington	2	5	2.5	3t	1
Mariani	1	4	4.0	4	0
Team	376	1438	3.8	48t	8
Opponents	461	2053	4.5	80t	10

RECEIVING	No	Yds	Avg	Lg	TD
Washington	74	1023	13.8	57	7
C. Johnson	57	418	7.3	34	0
Cook	49	759	15.5	80t	3
L. Hawkins	47	470	10.0	32	1
Williams	45	592	13.2	54	5
Ringer	28	187	6.7	18	0
Britt	17	289	17.0	80t	3
Stevens	9	166	18.4	58	1
Hall	9	46	5.1	10	0
Mariani	5	24	4.8	6	0
Harper	4	32	8.0	21	0
Avery	3	45	15.0	23	1
Q. Johnson	3	30	10.0	13	0
D. Graham	2	25	12.5	21	1
Amano	1	7	7.0	7	0
Team	353	4113	11.7	80t	22
Opponents	369	3809	10.3	78t	21

INTERCEPTIONS	No	Yds	Avg	Lg	TD
McCourty	2	52	26.0	30	0
Griffin	2	0	0.0	0	0
Babineaux	1	97	97.0	97t	1
Finnegan	1	8	8.0	8	0
Hope	1	7	7.0	7	0
Witherspoon	1	7	7.0	7	0
Ruud	1	4	4.0	4	0
Verner	1	4	4.0	4	0
McCarthy	1	0	0.0	0	0
Team	11	179	16.3	97t	1
Opponents	14	167	11.9	38t	3

PUNTING	No	Yds	Avg	Net	TB	In	Lg	B
Kern	86	3747	43.6	39.4	7	31	64	0
Team	86	3747	43.6	39.4	7	31	64	0
Opponents	83	3628	43.7	36.4	6	22	65	2

PUNT RETURNS	No	FC	Yds	Avg	Lg	TD
Mariani	46	18	490	10.7	79t	1
Campbell	1	0	0	0.0	0	0
Team	47	18	490	10.4	79t	1
Opponents	36	23	221	6.1	30	0

KICKOFF RETURNS	No	Yds	Avg	Lg	TD
Mariani	32	748	23.4	49	0
Campbell	0	84	---	84t	1
Team	32	832	26.0	100t	1
Opponents	30	680	22.7	77	0

FIELD GOALS	1-19	20-29	30-39	40-49	50+
Bironas	0/0	5/5	9/10	9/10	6/7
Team	0/0	5/5	9/10	9/10	6/7
Opponents	2/2	11/11	5/5	7/7	2/3

Bironas/Titans: (66N) (34N,25G,43G,39G,33G) (46G) (39G) (29G) (1) (51G,50G) (43G) (38G,36G,49G) (46G) (42N,31G,52G,38G) (48G,27G,44G) (43G) (53G,21G) (51G,51G,35G) (21G,43G,33G)
 OPP: (48G,21G,45G) (41G,29G) (1) (48G,51G) (19G) (32G,29G) (22G) (36G) (50N,29G) (19G,33G,24G) (43G) (27G) (25G,29G,22G) (47G,40G) (39G) (52G,37G,22G)

SACKS
 Klug 7, Ball 4, Jones 3, Casey 2.5, Morgan 2.5, Ayers 2, Witherspoon 2, Hayes 1.5, Finnegan 1, McCourty 1, S. Smith 1, Marks 0.5
 Titans 28, Opponents 24

TACKLES (Solo-Assists-Total)
 Babineaux (81-36-117), McCourty (85-22-107), Griffin (70-26-96), Finnegan (71-24-95), Ayers (66-22-88), McCarthy (61-15-76), Casey (41-33-74), Ruud (51-17-68), Witherspoon (51-11-62), Ball (29-26-55), Verner (29-21-50), Jones (24-24-48), Morgan (23-24-47), S. Smith (20-24-44), Marks (18-26-44), Hope (25-8-33), Klug (18-14-32), Hayes (14-15-29), Sheppard (7-9-16), McRath (11-3-14), Hawkins (9-2-11), A. Smith (4-0-4), Clayton (1-2-3), Shaw (2-0-2), Amato (0-0-0), Bailey (0-0-0), Campbell (0-0-0)
 Team Totals: 404-811-1,215

USUAL STARTING LINEUP

OFFENSE
 WR Nate Washington (85)
 LT Michael Roos (71)
 LG Leroy Harris (64)
 C Eugene Amano (54)
 RG Jake Scott (73)
 RT David Stewart (76)
 TE Craig Stevens (88)
 WR Damian Williams (17)
 FB Ahmard Hall (45)
 QB Matt Hasselbeck (8)
 RB Chris Johnson (28)

DEFENSE
 LE Derrick Morgan (90)/Dave Ball (98)
 LT Jurrell Casey (99)
 RT Sen'Derrick Marks (94)
 RE Jason Jones (91)
 LLB Akeem Ayers (56)
 MLB Colin McCarthy (52)/Barrett Ruud (55)
 RLB Will Witherspoon (92)
 LCB Jason McCourty (30)
 RCB Cortland Finnegan (31)
 SS Jordan Babineaux (26)
 FS Michael Griffin (33)

SPECIALISTS

K Rob Bironas (2)
 P Brett Kern (6)
 KR/PR Marc Mariani (83)

Pro Bowl

All-Pro

GM: Mike Reinfeldt; **Head Coach:** Mike Munchak
Asst. Coaches: Jerry Gray (def. coord.), Chris Palmer (off. coord.), Steve Watterson (asst. head coach/strength & cond.), Frank Bush (LB), Curtis Fuller (asst. secondary) Dowell Loggains (QB/passing game), Charles London (off. asst./qual. ct.), Alan Lowry (ST), Bruce Matthews (OL), Dave McGinnis (senior asst.), Chet Parlavecchio (ST asst.), Dave Ragone (WR), Marcus Robertson (secondary), Tracy Rocker (DL), Jim Skipper (RB), Arthur Smith (def. asst./qual. ct.), Art Valero (asst. OL), John Zernheilt (TE)

AMERICAN FOOTBALL CONFERENCE STANDINGS

AFC EAST	W	L	T	Pct
New England	13	3	0	.813
New York Jets	8	8	0	.500
Miami	6	10	0	.375
Buffalo	6	10	0	.375
AFC NORTH	W	L	T	Pct
Baltimore	12	4	0	.750
* Pittsburgh	12	4	0	.750
* Cincinnati	9	7	0	.563
Cleveland	4	12	0	.250
AFC SOUTH	W	L	T	Pct
Houston	10	6	0	.625
Tennessee	9	7	0	.563
Jacksonville	5	11	0	.313
Indianapolis	2	14	0	.125
AFC WEST	W	L	T	Pct
Denver	8	8	0	.500
San Diego	8	8	0	.500
Oakland	8	8	0	.500
Kansas City	7	9	0	.438

NATIONAL FOOTBALL CONFERENCE STANDINGS

NFC EAST	W	L	T	Pct
New York Giants	9	7	0	.563
Philadelphia	8	8	0	.500
Dallas	8	8	0	.500
Washington	5	11	0	.313
NFC NORTH	W	L	T	Pct
Green Bay	15	1	0	.938
* Detroit	10	6	0	.625
Chicago	8	8	0	.500
Minnesota	3	13	0	.188
NFC SOUTH	W	L	T	Pct
New Orleans	13	3	0	.813
* Atlanta	10	6	0	.625
Carolina	6	10	0	.375
Tampa Bay	4	12	0	.250
NFC WEST	W	L	T	Pct
San Francisco	13	3	0	.813
Arizona	8	8	0	.500
Seattle	7	9	0	.438
St. Louis	2	14	0	.125

* Wild Card for Playoffs

2010 SEASON (6-10 REGULAR SEASON, 0-0 PLAYOFFS) • 4TH PLACE AFC SOUTH

DATE	OPPONENT	SCORE	W/L	ATT
Sep. 12	OAKLAND	38-13	W	69,143
Sep. 19	PITTSBURGH	11-19	L	69,143
Sep. 26	at New York Giants	29-10	W	79,386
Oct. 3	DENVER	20-26	L	69,143
Oct. 10	at Dallas	34-27	W	90,616
Oct. 18	at Jacksonville	30-3	W	63,625
Oct. 24	PHILADELPHIA	37-19	W	69,143
Oct. 31	at San Diego	25-33	L	59,260
Nov. 7	BYE			
Nov. 14	at Miami	17-29	L	65,585
Nov. 21	WASHINGTON	16-19*	L	69,143
Nov. 28	at Houston	0-20	L	70,855
Dec. 5	JACKSONVILLE	6-17	L	69,143
Dec. 9	INDIANAPOLIS	28-30	L	69,143
Dec. 19	HOUSTON	31-17	W	69,143
Dec. 26	at Kansas City	14-34	L	65,606
Jan. 2	at Indianapolis	20-23	L	67,188

* Overtime

	TITANS	OPP
Total First Downs	252	356
Rushing	73	107
Passing	155	214
Penalty	24	35
3rd Down: Made/Att	71/204	104/242
3rd Down Pct.	34.8	43.0
4th Down: Made/Att	8/14	9/22
4th Down Pct.	57.1	40.9
Possession Avg.	25:54	34:06
Total Net Yards	4834	5883
Avg. Per Game	302.1	367.7
Total Plays	907	1139
Avg. Per Play	5.3	5.2
Net Yards Rushing	1727	1851
Avg. Per Game	107.9	115.7
Total Rushes	406	474
Net Yards Passing	3107	4032
Avg. Per Game	194.2	252.0
Sacked/Yards Lost	27/171	40/272
Gross Yards	3278	4304
Att./Completions	474/273	625/410
Completion Pct.	57.6	65.6
Had Intercepted	15	17
Punts/Average	77/42.9	61/42.9
Net Punting Avg.	77/39.1	61/34.6
Penalties/Yards	128/1040	114/1039
Fumbles/Ball Lost	22/14	25/8
Touchdowns	40	32
Rushing	13	7
Passing	24	23
Returns	3	2

BY PERIODS	1	2	3	4	OT	PTS
Team	79	92	83	102	0	356
Opponents	65	130	65	76	3	339

SCORING	TD	RU	PA	RT	PAT	FG	S	TP
Bironas	0	0	0	0	38/38	24/26	0	110
C. Johnson	12	11	1	0	0	0	0	72
Britt	9	0	9	0	0	0	0	56
Washington	6	0	6	0	0	0	0	36
Moss LG	5	0	5	0	0	0	0	30
Scaife	4	0	4	0	0	0	0	24
Mariani	2	0	0	2	0	0	0	12
Ringer	2	2	0	0	0	0	0	12
Stevens	2	0	2	0	0	0	0	12
Cook	1	0	1	0	0	0	0	6
Finnegan	1	0	0	1	0	0	0	6
Gage	1	0	1	0	0	0	0	6
Schommer	0	0	0	0	0	0	1	2
Team	40	13	24	3	38/38	24/26	2	356
Opponents	32	7	23	2	30/30	39/48	0	339

2-Pt Conversions: Britt, Titans 1-2, Opponents 0-2

FUM/Lost: Young 6/4, K. Collins 5/3, C. Johnson 3/2, Mariani 3/2, Scaife 2/1, Amano 1/0, Amato 1/1, Britt 1/1

RUSHING	No	Yds	Avg	Lg	TD
C. Johnson	316	1364	4.3	76t	11
Ringer	51	239	4.7	54	2
Young	25	125	5.0	20	0
Williams	1	5	5.0	5	0
K. Collins	10	1	0.1	4	0
Hall	1	1	1.0	1	0
Kern	1	0	0.0	0	0
Washington	1	-8	-8.0	-8	0
Team	406	1727	4.3	76t	13
Opponents	474	1851	3.9	37	7

PASSING	Att	Cmp	Pct	Yards	Yds/Att	TD	Int	Lg	Sk/Yds	Rating
K. Collins	278	160	57.6	1823	6.56	14	8	80t	13/91	82.2
Young	156	93	59.6	1255	8.04	10	3	71t	13/80	98.6
Smith	40	20	50.0	200	5.00	0	4	52	1/0	25.0
Team	474	273	57.6	3278	6.92	24	15	80t	27/171	82.6
Opponents	625	410	65.6	4304	6.89	23	17	75t	40/272	86.4

RECEIVING	No	Yds	Avg	Lg	TD
C. Johnson	44	245	5.6	25	1
Britt	42	775	18.5	80t	9
Washington	42	687	16.4	71t	6
Scaife	36	318	8.8	30	4
Cook	29	361	12.4	36	1
Moss LG	28	393	14.0	37t	5
Moss TM	6	80	13.3	26	0
Gage	20	266	13.3	30	1
Williams	16	219	13.7	39	0
Hall	15	100	6.7	19	0
Stevens	11	122	11.1	28	2
Ringer	7	44	6.3	9	0
L. Hawkins	5	61	12.2	24	0
Team	273	3278	12.0	80t	24
Opponents	410	4304	10.5	75t	23

INTERCEPTIONS	No	Yds	Avg	Lg	TD
Griffin	4	50	12.5	28	0
Verner	3	41	13.7	19	0
Finnegan	2	41	20.5	41t	1
McCourty	2	11	5.5	11	0
Witherspoon	2	11	5.5	9	0
Hope	1	32	32.0	32	0
Tulloch	1	18	18.0	18	0
Fuller	1	0	0.0	0	0
Marks	1	-6	-6.0	-6	0
Team	17	198	11.6	41t	1
Opponents	15	120	8.0	54t	1

PUNTING	No	Yds	Avg	Net	TB	In	Lg	B
Kern	77	3302	42.9	39.1	4	24	68	0
Team	77	3302	42.9	39.1	4	24	68	0
Opponents	61	2618	42.9	34.6	9	15	68	1

PUNT RETURNS	No	FC	Yds	Avg	Lg	TD
Mariani	27	17	329	12.2	87t	1
Team	27	17	329	12.2	87t	1
Opponents	35	16	214	6.1	29	0

KICKOFF RETURNS	No	Yds	Avg	Lg	TD
Mariani	60	1530	25.5	98t	1
Hall	2	21	10.5	15	0
Cook	1	3	3.0	3	0
Gage	1	2	2.0	2	0
Team	64	1556	24.3	98t	1
Opponents	56	1389	24.8	97t	1

FIELD GOALS	1-19	20-29	30-39	40-49	50+
Bironas	0/0	6/6	8/9	8/8	2/3
Team	0/0	6/6	8/9	8/8	2/3
Opponents	1/1	10/10	15/15	11/17	2/5

Bironas/Titans: (43G) (21G) (48G,22G) (35N,55G,46G) (52G, 40G) (26G,33G,36G)(41G,38G,33G) (21G) (40G) (25G, 32G,40G) () (37G,30G) () (30G) () (26G,42G,61N) **OPP:** (34G,30G,53N) (36G,34G,25G,27G) (53N,50G,44N) (36G,36G,35G,36G)(51G,44N,26G) (33G) (25G,46G,46G,28G) (34G,36G) (23G,26G,42G)(19G,51N,40G,42G,47N,48G) (35G,33G) (26G,49B,48N) (21G,28G,47G) (37G) (35G,47N,42G) (48G,44G,43G)

SACKS
Babin 12.5, Ball 7, T. Brown 3.5, Jones 3.5, Ford 3, Witherspoon 3, Hayes 1.5, McRath 1.5, Morgan 1.5, Finnegan 1, Hope 1, Tulloch 1
Titans 40, Opponents 27

TACKLES (Solo-Assists-Total)
Tulloch (121-48-169), Griffin (99-54-153), Hope (85-48-133), Verner (76-27-103), Finnegan (76-24-100), Witherspoon (65-34-99), Babin (56-37-93), Ford (38-29-67), Jones (36-25-61), McRath (45-15-60), Ball (32-27-59), Haye (30-22-52), Marks (27-23-50), Hayes (27-22-49), McCourty (36-9-45), Brown (18-17-35), Fuller (22-10-32), Douglas (14-16-30), Shaw (7-4-11), Morgan (6-4-10), Sheppard (4-5-9), Winborn (4-4-8), Gordon (2-2-4), Mouton (3-0-3), Allred (2-1-3)
Team Totals: 931-507-1,438

USUAL STARTING LINEUP

OFFENSE
WR Nate Washington (85)
LT Michael Roos (71)
LG Leroy Harris (64)
C Eugene Amano (54)
RG Jake Scott (73)
RT David Stewart (76)
TE Craig Stevens (88)/Bo Scaife (80)
WR Justin Gage (12)/Kenny Britt (18)
FB Ahmad Hall (45)
QB Vince Young (10)/Kerry Collins (5)
RB Chris Johnson (28)

DEFENSE
LE Jason Babin (93)
LT Jason Jones (91)
RT Tony Brown (97)
RE Dave Ball (98)
LLB Gerald McRath (51)
MLB Stephen Tulloch (55)
RLB Will Witherspoon (92)
LCB Alterraun Verner (20)
RCB Cortland Finnegan (31)
SS Chris Hope (24)
FS Michael Griffin (33)

SPECIALISTS
K Rob Bironas (2)
P Brett Kern (6)
PR/PR Marc Mariani (83)

Pro Bowl
All-Pro

GM: Mike Reinfeldt; **Head Coach:** Jeff Fisher
Asst. Coaches: Mike Heimerdinger (off. coord.), Chuck Cecil (def. coord.), Craig Johnson (asst. head coach/RB), Dave McGinnis (asst. head coach/LB), Steve Watterson (asst. head coach/strength & conditioning), Marty Galbraith (ST asst.), Fred Graves (WR), Tim Hauck (asst. secondary), Dowell Loggains (QB/passing game), Alan Lowry (ST), Mike Munchak (OL), Marcus Robertson (secondary), Rayna Stewart (def. asst./qual ctl.), Jim Washburn (DL), Richie Wessman (qual. control/off.), John Zernhelt (TE)

AMERICAN FOOTBALL CONFERENCE STANDINGS

AFC EAST	W	L	T	Pct
New England	14	2	0	.875
* New York Jets	11	5	0	.688
Miami	7	9	0	.438
Buffalo	4	12	0	.250
AFC NORTH	W	L	T	Pct
Pittsburgh	12	4	0	.750
* Baltimore	12	4	0	.750
Cleveland	5	11	0	.313
Cincinnati	4	12	0	.250
AFC SOUTH	W	L	T	Pct
Indianapolis	10	6	0	.625
Jacksonville	8	8	0	.500
Houston	6	10	0	.375
Tennessee	6	10	0	.375
AFC WEST	W	L	T	Pct
Kansas City	10	6	0	.625
San Diego	9	7	0	.563
Oakland	8	8	0	.500
Denver	4	12	0	.250

NATIONAL FOOTBALL CONFERENCE STANDINGS

NFC EAST	W	L	T	Pct
Philadelphia	10	6	0	.625
New York Giants	10	6	0	.625
Dallas	6	10	0	.375
Washington	6	10	0	.375
NFC NORTH	W	L	T	Pct
Chicago	11	5	0	.688
* Green Bay	10	6	0	.625
Detroit	6	10	0	.375
Minnesota	6	10	0	.375
NFC SOUTH	W	L	T	Pct
Atlanta	13	3	0	.813
* New Orleans	11	5	0	.688
Tampa Bay	10	6	0	.625
Carolina	2	14	0	.125
NFC WEST	W	L	T	Pct
Seattle	7	9	0	.438
St. Louis	7	9	0	.438
San Francisco	6	10	0	.375
Arizona	5	11	0	.313

* Wild Card for Playoffs

2009 SEASON (8-8 REGULAR SEASON, 0-0 PLAYOFFS) • 3RD PLACE AFC SOUTH

DATE	OPPONENT	SCORE	W/L	ATT
Sep. 10	at Pittsburgh	10-13*	L	65,110
Sep. 20	HOUSTON	31-34	L	69,143
Sep. 27	at NY Jets	17-24	L	75,863
Oct. 4	at Jacksonville	17-37	L	49,014
Oct. 11	INDIANAPOLIS	9-31	L	69,143
Oct. 18	at New England	0-59	L	68,756
Oct. 25	BYE			
Nov. 1	JACKSONVILLE	30-13	W	69,143
Nov. 8	at San Francisco	34-27	W	69,732
Nov. 15	BUFFALO	41-17	W	69,143
Nov. 23	at Houston	20-17	W	71,153
Nov. 29	ARIZONA	20-17	W	69,143
Dec. 6	at Indianapolis	17-27	L	66,321
Dec. 13	ST. LOUIS	47-7	W	69,143
Dec. 20	MIAMI	27-24*	W	69,143
Dec. 25	SAN DIEGO	17-42	L	69,143
Jan. 3	at Seattle	17-13	W	67,002

	TITANS	OPP
Total First Downs	288	323
Rushing	115	89
Passing	154	210
Penalty	19	24
3rd Down: Made/Att	89/214	89/218
3rd Down Pct.	41.6	40.8
4th Down: Made/Att	12/22	12/17
4th Down Pct.	54.5	70.6
Possession Avg.	28:27	31:33
Total Net Yards	5623	5850
Avg. Per Game	351.4	365.6
Total Plays	990	1038
Avg. Per Play	5.7	5.6
Net Yards Rushing	2592	1711
Avg. Per Game	162.0	106.9
Total Rushes	499	402
Net Yards Passing	3031	4139
Avg. Per Game	189.4	258.7
Sacked/Yards Lost	15/73	32/224
Gross Yards	3104	4363
Att./Completions	476/271	604/404
Completion Pct.	56.9	66.9
Had Intercepted	15	20
Punts/Average	69/43.4	76/44.3
Net Punting Avg.	69/38.7	76/39.5
Penalties/Yards	98/821	94/724
Fumbles/Ball Lost	27/16	20/7
Touchdowns	39	48
Rushing	19	16
Passing	16	31
Returns	4	1

BY PERIODS	1	2	3	4	OT	PTS
Titans	77	103	67	104	3	354
Opponents	82	169	77	71	3	402

SCORING	TD	RU	PA	RT	PAT	FG	S	TP
Bironas	0	0	0	0	37/37	27/32	0	118
Johnson	16	14	2	0	0	0	0	98
Washington	6	0	6	0	0	0	0	36
Britt	3	0	3	0	0	0	0	18
Gage	3	0	3	0	0	0	0	18
Fuller	2	0	0	2	0	0	0	12
White	2	2	0	0	0	0	0	12
Young	2	2	0	0	0	0	0	12
Collins	1	1	0	0	0	0	0	6
Crumpler	1	0	1	0	0	0	0	6
Finnegan	1	0	0	1	0	0	0	6
Hood	1	0	0	1	0	0	0	6
Scaife	1	0	1	0	0	0	0	6
Titans	39	19	16	4	37/37	27/32	0	354
Opp.	48	16	31	1	46/47	22/27	0	402

2-Pt Conversions: Johnson, Titans 1-2, Opponents 1-1

FUM/Lost: Young 8/2, Mouton 4/2, Collins 3/2, Johnson 3/3, Hall 2/2, Britt 1/1, Crumpler 1/1, Finnegan 1/0, Pearman 1/1, Scaife 1/1, Washington 1/0, White 1/1

RUSHING	No	Yds	Avg	Lg	TD
Johnson	358	2006	5.6	91t	14
Young	55	281	5.1	44	2
White	64	222	3.5	11	2
Ringer	8	48	6.0	32	0
Collins	11	15	1.4	10t	1
Washington	2	15	7.5	14	0
Hall	1	5	5.0	5	0
Team	499	2592	5.2	91t	19
Opponents	402	1711	4.3	80t	16

PASSING	Att	Cmp	Pct	Yards	Yds/Att	TD	Int	Lg	Sk/Yds	Rating
Young	259	152	58.7	1879	7.25	10	7	66t	9/36	82.8
Collins	216	119	55.1	1225	5.67	6	8	69t	6/37	65.5
Johnson	1	0	0.0	0	0.00	0	0	---	0/0	39.6
Team	476	271	56.9	3104	6.52	16	15	69t	15/73	74.8
Opponents	604	404	66.9	4363	7.22	31	20	72t	32/224	91.2

RECEIVING	No	Yds	Avg	Lg	TD
Johnson	50	503	10.1	69t	2
Washington	47	569	12.1	35	6
Scaife	45	440	9.8	27	1
Britt	42	701	16.7	57	3
Gage	28	383	13.7	49	3
Crumpler	27	222	8.2	27	1
Hall	12	79	6.6	15	0
Cook	9	74	8.2	17	0
Hawkins	7	110	15.7	32	0
White	3	14	4.7	7	0
M. Jones	1	9	9.0	9	0
Team	271	3104	11.5	69t	16
Opponents	404	4363	10.8	72t	31

INTERCEPTIONS	No	Yds	Avg	Lg	TD
Finnegan	5	194	38.8	80	1
Hood	3	91	30.3	43	1
Fuller	3	71	23.7	45t	2
Bulluck	3	45	15.0	23	0
Hope	3	24	8.0	24	0
Harper	1	4	4.0	4	0
Griffin	1	3	3.0	3	0
McRath	1	1	1.0	1	0
Team	20	433	21.7	80	4
Opponents	15	121	8.1	26	0

PUNTING	No	Yds	Avg	Net	TB	In	Lg	B
Kern LG	64	2910	45.5	38.5	10	27	67	0
Kern TM	37	1665	45.0	41.4	4	18	67	0
Hodges TM	22	868	39.5	31.8	2	1	50	0
Hentrich	9	422	46.9	44.1	0	3	60	0
Bironas	1	40	40.0	40.0	0	0	40	0
Team	69	2995	43.4	38.7	6	22	67	0
Opponents	76	3364	44.3	39.5	7	32	64	0

PUNT RETURNS	No	FC	Yds	Avg	Lg	TD
Pearman	11	8	112	10.2	18	0
Kaesviharn	9	8	34	3.8	10	0
Mouton	6	3	37	6.2	15	0
Finnegan	4	1	14	3.5	11	0
M. Jones	3	2	23	7.7	15	0
Team	33	22	220	6.7	18	0
Opponents	29	17	208	7.2	37	0

KICKOFF RETURNS	No	Yds	Avg	Lg	TD
Britt	24	523	21.8	56	0
M. Jones	13	264	20.3	27	0
Ringer	9	181	20.1	25	0
Pearman	8	174	21.8	27	0
Griffin	6	143	23.8	31	0
Crumpler	3	20	6.7	15	0
McCourty	3	72	24.0	27	0
Hall	1	12	12.0	12	0
Mouton	1	14	14.0	14	0
Stevens	1	14	14.0	14	0
Team	69	1417	20.5	56	0
Opponents	71	1714	24.1	99t	1

FIELD GOALS	1-19	20-29	30-39	40-49	50+
Bironas	0/0	8/8	4/6	10/12	5/6
Team	0/0	8/8	4/6	10/12	5/6
Opponents	0/0	9/9	8/9	4/6	1/3

Bironas/Titans: (37N,31B,45G) (40G) (38G) (29G) (49G,43G,46G) () (48G,25G,45G) (21G,28G) (38G,60N,51G) (50G,49N,53G) (52G,24G) (20G) (27G,34G,36G,50G) (24G,46G) (46G) (47N,47G)
 Opponents: (32G,33G) (38G,23G) (30G) (22G,50G,55N,33G) (23G) (39N,33G) () (40G,25G) (25G) (49N,26G,49N) (41G) (43G,52N,36G) () (23G,28G,45G) () (35G,20G)

SACKS
 Ford 5.5, T. Brown 5, Hayes 4, J. Jones 4, Vanden Bosch 3, Hope 2, Tulloch 2, Fuller 1, Griffin 1, Kearse 1, Marks 1, Thornton 1, (group) 1, Hays 0.5
Titans 32, Opponents 15

TACKLES (Solo-Assists-Total)
 Tulloch (95-37-132), Bulluck (83-35-118), Griffin (62-46-108), Hope (70-25-95), Vanden Bosch (41-45-86), W. Hayes (51-31-82), Harper (69-8-77), Finnegan (57-19-76), Brown (36-25-61), Thornton (46-14-60), J. Haye (29-26-55), Vickerson (24-25-49), Ball (19-19-38), Ford (22-16-38), McRath (25-13-38), Fuller (25-8-33), McCourty (20-10-30), Marks (9-14-23), J. Jones (15-6-21), Hood (14-4-18), Mouton (9-8-17), Allred (6-9-15), Kaesviharn (10-3-13), Kearse (5-6-11), C. Williams (5-2-7), Amato (0-0-0), Kegl (0-0-0), Nickey (0-0-0)
Team Totals: 847-454-1,301

USUAL STARTING LINEUP	
OFFENSE	
WR	Nate Washington (85)
LT	Michael Roos (71)
LG	Eugene Amaco (54)
C	Kevin Mawae (68)
RG	Jake Scott (73)
RT	David Stewart (76)
TE	Bo Scaife (80)/Alge Crumpler (83)
WR	Justin Gage (12)
FB	Ahmad Hall (45)
QB	Vince Young (10)
RB	Chris Johnson (28)
DEFENSE	
LE	William Hayes (95)
LT	Jovan Haye (75)
RT	Tony Brown (97)
RE	Kyle Vanden Bosch (93)
LLB	David Thornton (50)
MLB	Stephen Tulloch (55)
RLB	Keith Bulluck (53)
LCB	Nick Harper (20)
RCB	Cortland Finnegan (31)
SS	Chris Hope (24)
FS	Michael Griffin (33)
SPECIALISTS	
K	Rob Bironas (2)
P	Brett Kern (6)
Pro Bowl	
All-Pro	
GM:	Mike Reinfeldt; Head Coach: Jeff Fisher
Asst. Coaches:	Mike Heimerdinger (off. coord.), Chuck Cecil (def. coord.), Dave McGinnis (asst. head coach/LB), Steve Watterson (asst. head coach/strength & conditioning), Earnest Byner (RB), Marty Galbraith (ST asst.), Fred Graves (WR), Tim Hauck (asst. secondary), Craig Johnson (QB), Dowell Loggains (off. qual. ctl.), Alan Lowry (ST), Mike Munchak (OL), Marcus Robertson (secondary), Rayna Stewart (def. asst./qual. ctl.), Jim Washburn (DL), Richie Wessman (off. asst.), John Zernelt (TE)

AMERICAN FOOTBALL CONFERENCE STANDINGS				
AFC EAST	W	L	T	Pct
New England	10	6	0	.625
* N.Y. Jets	9	7	0	.563
Miami	7	9	0	.438
Buffalo	6	10	0	.375
AFC NORTH	W	L	T	Pct
Cincinnati	10	6	0	.625
* Baltimore	9	7	0	.563
Pittsburgh	9	7	0	.563
Cleveland	5	11	0	.313
AFC SOUTH	W	L	T	Pct
Indianapolis	14			

2008 SEASON (13-3 REGULAR SEASON, 0-1 PLAYOFFS) • 1ST PLACE AFC SOUTH

DATE	OPPONENT	SCORE	W/L	ATT
Sep. 7	JACKSONVILLE	17-10	W	69,143
Sep. 14	at Cincinnati	24-7	W	65,540
Sep. 21	HOUSTON	31-12	W	69,143
Sep. 28	MINNESOTA	30-17	W	69,143
Oct. 5	at Baltimore	13-10	W	71,131
Oct. 12	BYE			
Oct. 19	at Kansas City	34-10	W	74,200
Oct. 27	INDIANAPOLIS	31-21	W	69,143
Nov. 2	GREEN BAY	19-16*	W	69,143
Nov. 9	at Chicago	21-14	W	62,124
Nov. 16	at Jacksonville	24-14	W	65,258
Nov. 23	NY JETS	13-34	L	69,143
Nov. 27	at Detroit	47-10	W	60,112
Dec. 7	CLEVELAND	28-9	W	69,143
Dec. 14	at Houston	12-13	L	70,831
Dec. 21	PITTSBURGH	31-14	W	69,143
Dec. 28	at Indianapolis	0-23	L	66,721
Jan. 10	BALTIMORE	10-13	L	69,143

* Overtime

	TITANS	OPP
Total First Downs	268	276
Rushing	108	81
Passing	143	166
Penalty	17	29
3rd Down: Made/Att	78/216	79/226
3rd Down Pct.	36.1	35.0
4th Down: Made/Att	5/11	8/18
4th Down Pct.	45.5	44.4
Possession Avg.	29:09	30:51
Total Net Yards	5018	4698
Avg. Per Game	313.6	293.6
Total Plays	973	1022
Avg. Per Play	5.2	4.6
Net Yards Rushing	2199	1502
Avg. Per Game	137.4	93.9
Total Rushes	508	403
Avg. Per Play	4.3	3.7
Net Yards Passing	2819	3196
Avg. Per Game	176.2	199.8
Sacked/Yards Lost	12/83	44/262
Gross Yards	2902	3458
Att./Comp.	453/265	575/342
Completion Pct.	58.5	59.5
Had Intercepted	9	20
Punts/Average	87/42.8	87/42.3
Net Punting Avg.	36.5	36.2
Penalties/Yards	108/855	93/750
Fumbles/Ball Lost	18/8	28/11
Touchdowns	41	25
Rushing	24	12
Passing	13	12
Returns	4	1

BY PERIODS	1	2	3	4	OT	PTS
Titans	63	119	67	123	3	375
Opponents	49	87	34	64	0	234

SCORING	TD	RU	PA	RT	PAT	FG	S	TP
Bironas	0	0	0	0	40/40	29/33	0	127
White	15	15	0	0	0/0	0/0	0	90
Johnson	10	9	1	0	0/0	0/0	0	60
Gage	6	0	0	0	0/0	0/0	0	36
Hall	2	0	2	0	0/0	0/0	0	14
Scaife	2	0	2	0	0/0	0/0	0	12
Griffin	1	0	2	1	0/0	0/0	0	6
Ball	1	0	0	1	0/0	0/0	0	6
Jones	1	0	1	0	0/0	0/0	0	6
Finnegan	1	0	0	1	0/0	0/0	0	6
Bulluck	1	0	0	1	0/0	0/0	0	6
Crumpler	1	0	1	0	0/0	0/0	0	6
Titans	41	24	13	4	40/40	29/33	0	375
Opponents	25	12	12	1	24/24	20/30	0	234

2-point conversions: Hall, Titans 1-1, Opponents 0-1

FUM/LOST: Collins 5/1, Carr 2/0, McCareins 2/2, Young 2/0, Crumpler 1/0, Hall 1/1, Henrich 1/1, C. Johnson 1/1, Mawae 1/1, Scaife 1/0, White 1/1

RUSHING	No	Yds	Avg	Lg	TD
Johnson	251	1228	4.9	66t	9
White	200	773	3.9	80t	15
Ganther	9	61	6.8	22	0
Collins	25	49	2.0	17	0
Jones	2	35	17.5	28	0
Young	8	27	3.4	8	0
Hall	8	21	2.6	6	0
McCareins	2	8	4.0	4	0

PASSING	Att	Cmp	Pct	Yards	Yds/Att	TD	Int	Lg	Sk/Yds	Rating
K.Collins	415	242	58.3	2676	6.4	12	7	56t	8/60	80.2
V.Young	36	22	61.1	219	6.1	1	2	54	3/13	64.5
C.Simms	2	1	50.0	7	3.5	0	0	7	1/10	78.8
Titans	453	265	58.5	2902	6.4	13	9	56t	12/83	78.8
Opponents	575	342	59.5	3458	6.0	12	20	65	44/262	69.2

Henry	1	3	3.0	3	0
Henrich	2	-6	-3.0	0	0
Titans	508	2199	4.3	80t	24
Opponents	403	1502	3.7	61t	12

RECEIVING	No	Yds	Avg	Lg	TD
Scaife	58	561	9.7	44	2
Johnson	43	260	6.0	25	1
Jones	41	449	11.0	40	1
Gage	34	651	19.1	56t	6
McCareins	30	412	13.7	37	0
Crumpler	24	257	10.7	28	1
Hall	13	138	10.6	54	2
Hawkins	7	68	9.7	19	0
Ganther	6	43	7.2	15	0
White	5	16	3.2	7	0
Davis	2	31	15.5	21	0
Stevens	1	9	9.0	9	0
Williams	1	7	7.0	7	0
Titans	265	2902	11.0	56t	13
Opponents	342	3458	10.1	65	12

INTERCEPTIONS	No	Yds	Avg	Lg	TD
Griffin	7	172	24.6	83t	1
Finnegan	5	100	20.0	99t	1
Hope	4	53	13.3	39	0
Harper	2	11	5.5	15.0	0
Ball	1	15	15.0	15t	1
Carr	1	0	0.0	0	0
Titans	20	351	17.6	99t	3
Opponents	9	88	9.8	33	0

PUNTING	No	Yds	Avg	Net	TB	In	Lg	B
Henrich	87	3725	42.8	36.5	13	27	75	0
Titans	87	3725	42.8	36.5	13	27	75	0
Opponents	87	3676	42.3	36.2	10	28	66	1

PUNT RETURNS	No	FC	Yds	Avg	Lg	TD
Carr	32	20	323	10.1	44	0
Davis	2	1	6	3.0	9	0
Titans	34	21	329	9.7	44	0
Opponents	32	20	290	9.1	34	0

KICKOFF RETURNS	No	Yds	Avg	Lg	TD
Carr	35	984	28.1	52	0
Hawkins	7	130	18.6	23	0
Davis	4	119	29.8	33	0
Griffin	2	32	16.0	28	0
Hall	2	21	10.5	13	0
Johnson	1	17	17.0	17	0
Stevens	1	16	16.0	16	0
Titans	52	1319	25.4	52	0
Opponents	61	1524	25.0	59	0

FIELD GOALS	1-19	20-29	30-39	40-49	50+
Bironas	0-0	6-6	7-7	15-19	1-1
Titans	0-0	6-6	7-7	15-19	1-1
Opponents	0-0	9-10	6-10	4-8	1-2

Bironas/Titans: (47G) (34G) (44G) (20G, 32G, 49G) (35G, 26G) (49G, 46G) (34G, 44G, 43N, 48G) (31G, 25G, 22G, 47N, 41G) (49N) (32G) (43G, 49G) (49G, 41G, 45G, 43G) () (26G, 23G, 51G, 34G,) (42G) (48N)

Opponents: (37N,27G) (37N) (44G, 24G) (42G, 48N) (38G, 45N) (39N, 50N, 26G) () (23G, 25G, 38G) (48B) () (20G, 30G) (53G) (47G, 41G, 44N, 39G) (32G, 26N, 24G) (33N) (28G, 21G, 38G)

SACKS
Haynesworth 8.5, Ford 7, J. Jones 5, Ball 4.5, Vanden Bosch 4.5, Brown 4, Kearsse 3.5, Vickerson 1.5, Finnegan 1, Griffin 1, Hayes 1, Hope 1, Tulloch 1, Bulluck 0.5
Titans 44, Opponents 12

TACKLES (Solo-Assists-Total)
Bulluck (83-37-120), Tulloch (62-36-98), Hope (71-22-93), Thornton (63-30-93), Griffin (49-32-81), Harper (70-10-80), Finnegan (61-18-79), Haynesworth (45-30-75), Brown (41-32-73), Ball (22-29-51), Jones (28-21-49), Kearsse (35-13-48), Vanden Bosch (16-30-46), Ford (27-18-45), Fuller (35-8-43), Carr (24-9-33), Fowler (14-13-27), Vickerson (10-13-23), Hayes (13-8-21), King (9-1-10), Allred (7-1-8), Nickey (3-3-6), Keglra (3-2-5), Stamer (1-1-2), Amato (0-0-0), Gordon (0-0-0), Hill (0-0-0), Williams (0-0-0)
Team Totals: 792-417-1209

USUAL STARTING LINEUP

OFFENSE

WR Justin McCareins (19)
LT Michael Roos (71)
LG Eugene Amano (54)
C Kevin Mawae (68)
RG Jake Scott (73)
RT David Stewart (76)
TE Alge Crumpler (83)
WR Justin Gage (12)
FB Ahmad Hall (45)
QB Kerry Collins (5)
RB Chris Johnson (28)

DEFENSE

LE Jevon Kearse (90)
LT Tony Brown (97)
RT Albert Haynesworth (92)
RE Kyle Vanden Bosch (93)
LLB David Thornton (50)
MLB Stephen Tulloch (55)
RLB Keith Bulluck (53)
LCB Nick Harper (20)
RCB Cortland Finnegan (31)
SS Chris Hope (24)
FS Michael Griffin (33)

SPECIALISTS

K Rob Bironas (2)
P Craig Henrich (15)

Pro Bowl

All-Pro

GM: Mike Reinfeldt; **Head Coach:** Jeff Fisher
Asst. Coaches: Mike Heimerdinger (off. coord.), Jim Schwartz (def. coord.), Dave McGinnis (asst. head coach/LB), Bart Andrus (off. asst.), Matt Burke (def. asst./qual. ct.), Earnest Byner (RB), Chuck Cecil (DB), Marty Galbraith (ST asst.), Fred Graves (WR), Craig Johnson (QB), Dowell Loggains (off. qual. ct.), Alan Lowry (ST), Mike Munchak (OL), Marcus Robertson (asst. secondary), Jim Washburn (DL), Steve Watterson (asst. head coach/strength & conditioning), John Zernhelt (TE)

AMERICAN FOOTBALL CONFERENCE STANDINGS

AFC EAST	W	L	T	Pct
Miami	11	5	0	.688
New England	11	5	0	.688
N.Y. Jets	9	7	0	.563
Buffalo	7	9	0	.438
AFC NORTH	W	L	T	Pct
Pittsburgh	12	4	0	.750
* Baltimore	11	5	0	.688
Cincinnati	4	11	0	.281
Cleveland	4	12	0	.250
AFC SOUTH	W	L	T	Pct
Tennessee	13	3	0	.813
* Indianapolis	12	4	0	.750
Houston	8	8	0	.500
Jacksonville	5	11	0	.313
AFC WEST	W	L	T	Pct
San Diego	8	8	0	.500
Denver	8	8	0	.500
Oakland	5	11	0	.313
Kansas City	2	14	0	.125

NATIONAL FOOTBALL CONFERENCE STANDINGS

NFC EAST	W	L	T	Pct
N.Y. Giants	12	4	0	.750

2007 SEASON (10-6 REGULAR SEASON, 0-1 PLAYOFFS) • 3RD PLACE AFC SOUTH

DATE	OPPONENT	SCORE	W/L	ATT
Sep. 9	at Jacksonville	13-10	W	65,437
Sep. 16	INDIANAPOLIS	20-22	L	69,143
Sep. 24	at New Orleans	31-14	W	70,002
Sep. 30	BYE			
Oct. 7	ATLANTA	20-13	W	69,143
Oct. 14	at Tampa Bay	10-13	L	65,347
Oct. 21	at Houston	38-36	W	70,734
Oct. 28	OAKLAND	13-9	W	69,143
Nov. 4	CAROLINA	20-7	W	69,143
Nov. 11	JACKSONVILLE	13-28	L	69,143
Nov. 19	at Denver	20-34	L	76,590
Nov. 25	at Cincinnati	6-35	L	65,489
Dec. 2	HOUSTON	28-20	W	69,143
Dec. 9	SAN DIEGO	17-23*	L	69,143
Dec. 16	at Kansas City	26-17	W	74,976
Dec. 23	N.Y. JETS	10-6	W	69,143
Dec. 30	at Indianapolis	16-10	W	57,202
Jan. 6	at San Diego	6-17	L	65,640

* Overtime

	TITANS	OPP
Total First Downs	306	268
Rushing	118	80
Passing	171	165
Penalty	17	23
3rd Down: Made/Att	89/217	97/230
3rd Down Pct.	41.0	42.2
4th Down: Made/Att	2/11	8/16
4th Down Pct.	18.2	50.0
Possession Avg.	31:38	28:22
Total Net Yards	4987	4665
Avg. Per Game	311.7	291.6
Total Plays	1037	978
Avg. Per Play	4.8	4.8
Net Yards Rushing	2109	1478
Avg. Per Game	131.8	92.4
Total Rushes	543	369
Avg. Per Play	3.9	4.0
Net Yards Passing	2878	3187
Avg. Per Game	179.9	199.2
Sacked/Yards Lost	30/199	40/241
Gross Yards	3077	3428
Att./Comp.	464/288	569/349
Completion Pct.	62.1	61.3
Had Intercepted	17	22
Punts/Average	73/41.9	81/44.6
Net Punting Avg.	36.5	37.6
Penalties/Yards	101/773	90/745
Fumbles/Ball Lost	32/17	26/12
Touchdowns	28	35
Rushing	17	11
Passing	9	21
Returns	2	3

BY PERIODS	1	2	3	4	OT	PTS
Titans	59	64	98	80	0	301
Opponents	65	78	64	84	6	297

SCORING	TD	RU	PA	RT	PAT	FG	S	TP
Bironas	0	0	0	0	28/28	35/39	0	133
White	7	7	0	0	0/0	0/0	0	42
C.Brown	5	5	0	0	0/0	0/0	0	30
R.Williams	4	0	4	0	0/0	0/0	0	24
Young	3	3	0	0	0/0	0/0	0	18
Henry	2	2	0	0	0/0	0/0	0	12
Jones	2	0	2	0	0/0	0/0	0	12
Fuller	2	0	0	2	0/0	0/0	0	12
Gage	2	0	2	0	0/0	0/0	0	12
Scaife	1	0	1	0	0/0	0/0	0	6
Titans	28	17	9	2	28/28	35/39	0	301
Opponents	35	11	21	3	31/33	18/25	0	297

2-Pt Conversions: Titans 0-0, Opponents 1-1

FUM/LOST: Young 10/3, Davis 6/3, White 5/5, Mawae 2/1, Scaife 2/2, Bell 1/1, C. Brown 1/1, Bulluck 1/0, Collins 1/0, Gage 1/0, Griffin 1/0, B. Jones 1/0, M. Williams (LG) 1/1

RUSHING	No	Yds	Avg	Lg	TD
White	303	1110	3.7	28	7
C.Brown	102	462	4.5	42	5
Young	93	395	4.2	21	3
Henry	31	119	3.8	24t	2
Jones	2	37	18.5	19	0
Davis	2	19	9.5	14	0
Hall	1	8	8.0	8	0
Barclay	1	3	3.0	3	0
Troupe	1	-1	-1.0	-1	0
Collins	3	-3	-1.0	-1	0

PASSING	Att	Cmp	Pct	Yards	Yds/Att	TD	Int	Lg	Sk/Yds	Rating
Young	382	238	62.3	2546	6.7	9	17	73	25/157	71.1
Collins	82	50	61.0	531	6.5	0	0	46	5/42	79.9
Titans	464	268	62.1	3077	6.6	9	17	73	30/199	72.6
Opponents	569	349	61.3	3428	6.0	21	22	69t	40/241	74.5

Hentrich	1	-8	-8.0	-8	0
Bell	1	-15	-15.0	-15	0
R.Williams	2	-17	-8.5	-6	0
Titans	543	2109	3.9	42	17
Opponents	369	1478	4.0	62t	11

RECEIVING	No	Yds	Avg	Lg	TD
Gage	55	750	13.6	73	2
R.Williams	55	719	13.1	48	4
Scaife	46	421	9.2	26	1
Moulds	32	342	10.7	46	0
Jones	21	248	11.8	35t	2
White	20	114	5.7	15	0
C.Brown	19	128	6.7	16	0
Hartstock	12	138	11.5	27	0
Hall	9	60	6.7	11	0
Henry	6	53	8.8	18	0
Troupe	5	47	9.4	13	0
Davis	5	38	7.6	13	0
Barclay	2	13	6.5	7	0
Ealy	1	6	6.0	6	0
Titans	288	3077	10.7	73	9
Opponents	349	3428	9.8	69t	21

INTERCEPTIONS	No	Yds	Avg	Lg	TD
Bulluck	5	63	12.6	35	0
Harper	3	62	20.7	32	0
Griffin	3	3	1.0	3	0
Fuller	2	137	68.5	76t	2
Hope	2	45	22.5	45	0
Lowry	2	18	9.0	17	0
Thornton	2	16	8.0	11	0
Finnegan	1	14	14.0	14	0
Hill	1	0	0.0	0	0
LaBoy	1	0	0.0	0	0
Titans	22	358	16.3	76t	2
Opponents	17	116	6.8	23	0

PUNTING	No	Yds	Avg	Net	TB	In	Lg	B
Hentrich	70	2939	42.0	36.5	6	24	66	0
Miller	3	121	40.3	37.0	0	1	52	0
Titans	73	3060	41.9	36.5	6	25	66	0
Opponents	81	3615	44.6	37.6	10	23	70	0

PUNT RETURNS	No	FC	Yds	Avg	Lg	TD
Davis	31	12	293	9.5	39	0
Jones	6	0	29	4.8	13	0
Barclay	3	1	34	11.3	19	0
Finnegan	2	3	11	5.5	9	0
Titans	42	16	367	8.7	39	0
Opponents	31	16	274	8.8	80t	1

KICKOFF RETURNS	No	Yds	Avg	Lg	TD
Griffin	18	422	23.4	48	0
Barclay	14	304	21.7	37	0
Henry	13	272	20.9	46	0
Davis	2	37	18.5	19	0
Troupe	2	21	10.5	12	0
Lowry	1	15	15.0	15	0
Hartsock	1	14	14.0	14	0
Cramer	1	13	13.0	13	0
Titans	52	1098	21.1	48	0
Opponents	58	1404	24.2	76	0

FIELD GOALS	1-19	20-29	30-39	40-49	50+
Bironas	0-0	10-12	12-12	9-10	4-5
Titans	0-0	10-12	12-12	9-10	4-5
Opponents	0-0	7-8	5-6	3-5	3-6

Bironas/Titans: (20G, 31G), (30G, 36G), (33G, 27N), (30G, 40G, 47N), (48G), (52G, 25G, 21G, 30G, 28G, 43G, 29G, 29G), (35G, 23G), (47G, 53G), (36G, 49G), (56G, 37G), (28G, 23G), (53N), (44G, 29N), (37G, 37G, 40G, 25G), (46G) (40G, 54G, 33G)
 Opponents: (22G), (22G, 39G, 20G, 36N), (1), (32G, 53N, 28G, 48N, 50N), (23G, 43G), (1), (50G, 43G, 54G), (40N), (1), (21G, 39G), (26N), (45G, 50G), (20G), (36G), (51N), (37G)

SACKS
 Vanden Bosch 12.0, Odom 8.0, Haynesworth 6.0, LaBoy 6.0, T.Brown 4.0, Finnegan 1.0, Fuller 1.0, Nickey 1.0, Thornton 1.0
Titans 40.0, Opponents 30.0

TACKLES (Solo-Assists-Total)
 Thornton (97-43-140), Vanden Bosch (65-50-115), Bulluck (75-34-109), Finnegan (84-25-109), T.Brown (46-37-83), Harper (75-5-80), Fowler (42-31-73), Haynesworth (41-28-69), Hope (39-21-60), Lowry (41-20-61), Griffin (34-15-49), Odom (24-20-44), Starks (21-18-39), Tulloch (28-8-36), Fuller (27-8-35), LaBoy (15-5-20), Hill (13-1-14), Fisher (5-4-9), Veal (4-4-8), King (5-2-7), Conover (2-2-4), Herndon (3-0-3), Vickerson (2-1-3),

Gardner (1-0-1), Nickey (1-0-1), Simon (0-1-1), Amato (0-0-0), Mahelona (0-0-0), Woods (0-0-0)
Team Totals: 790-383-1173

USUAL STARTING LINEUP

OFFENSE

WR	Roydell Williams (86)
LT	Michael Roos (71)
LG	Jacob Bell (60)
C	Kevin Mawae (68)
RG	Benji Olson (75)
RT	David Stewart (76)
TE	Bo Scaife (80)
WR	Justin Gage (12)
TE	Ben Hartsock (88)
QB	Vince Young (10)
RB	LenDale White (25)

DEFENSE

LE	Antwan Odom (98)
LT	Tony Brown (97)
RT	Albert Haynesworth (92)
RE	Kyle Vanden Bosch (93)
LLB	David Thornton (50)
MLB	Ryan Fowler (52)
RLB	Keith Bulluck (53)
LCB	Nick Harper (20)
RCB	Cortland Finnegan (31)
SS	Chris Hope (24)
FS	Michael Griffin (33)

SPECIALISTS

K	Rob Bironas (2)
P	Craig Hentrich (15)

Pro Bowl

All-Pro

GM: Mike Reinfeldt; **Head Coach:** Jeff Fisher
Asst. Coaches: Norm Chow (off. coord.), Jim Schwartz (def. coord.), Dave McGinnis (Asst. head coach/LB), Sherman Smith (Asst. head coach/RB), Matt Burke (def. asst.), Chuck Cecil (DB), Marty Galbraith (ST asst.), Fred Graves (WR), Craig Johnson (QB), Alan Lowry (ST), Mike Munchak (OL), Marcus Robertson (Asst. Secondary), Jim Washburn (DL), Steve Watterson (strength & rehab.), John Zernhelt (TE)

AMERICAN FOOTBALL CONFERENCE STANDINGS

AFC EAST	W	L	T	Pct
New England	16	0	0	1.000
Buffalo	7	9	0	.438
N.Y. Jets	4	12	0	.259
Miami	1	15	0	.063
AFC NORTH				

2006 SEASON (8-8 REGULAR SEASON, 0-0 PLAYOFFS) • 2ND PLACE AFC SOUTH

DATE	OPPONENT	SCORE	W/L	ATT
Sep. 10	N.Y. JETS	16-23	L	69,143
Sep. 17	at San Diego	7-40	L	64,344
Sep. 24	at Miami	10-13	L	72,733
Oct. 1	DALLAS	14-45	L	69,143
Oct. 8	at Indianapolis	13-14	L	57,021
Oct. 15	at Washington	25-22	W	88,550
Oct. 22	BYE			
Oct. 29	HOUSTON	28-22	W	69,143
Nov. 5	at Jacksonville	7-37	L	66,524
Nov. 12	BALTIMORE	26-27	L	69,143
Nov. 19	at Philadelphia	31-13	W	69,232
Nov. 26	N.Y. GIANTS	24-21	W	69,143
Dec. 3	INDIANAPOLIS	20-17	W	69,143
Dec. 10	at Houston	26-20*	W	70,760
Dec. 17	JACKSONVILLE	24-17	W	69,143
Dec. 24	at Buffalo	30-29	W	54,765
Dec. 31	NEW ENGLAND	23-40	L	69,143

	TITANS	OPP
Total First Downs	261	329
Rushing	105	121
Passing	133	181
Penalty	23	27
3rd Down: Made/Att	67/205	90/221
3rd Down Pct.	32.7	40.7
4th Down: Made/Att	7/17	10/17
4th Down Pct.	41.2	58.8
Possession Avg.	27:17	32:43
Total Net Yards	4810	5915
Avg. Per Game	300.6	369.7
Total Plays	945	1062
Avg. Per Play	5.1	5.6
Net Yards Rushing	2214	2313
Avg. Per Game	138.4	144.6
Total Rushes	469	506
Avg. Per Play	4.7	4.6
Net Yards Passing	2596	3602
Avg. Per Game	162.3	225.1
Sacked/Yards Lost	29/152	26/148
Gross Yards	2748	3750
Att./Comp.	447/226	530/335
Completion Pct.	50.6	63.2
Had Intercepted	19	17
Punts/Average	88/42.7	68/42.5
Net Punting Avg.	37.3	34.4
Penalties/Yards	94/803	102/906
Fumbles/Ball Lost	29/7	19/11
Touchdowns	36	46
Rushing	15	20
Passing	13	24
Returns	8	2

BY PERIODS	1	2	3	4	OT	PTS
Titans	52	87	81	98	6	324
Opponents	84	116	85	115	0	400

SCORING	TD	RU	PA	RT	PAT	FG	S	TP
Bironas	0	0	0	0	32/32	22/28	0	98
Henry	7	7	0	0	0/0	0/0	0	44
Young	7	7	0	0	0/0	0/0	0	44
A.Jones	4	0	0	4	0/0	0/0	0	24
B.Jones	4	0	4	0	0/0	0/0	0	24
Bennett	3	0	3	0	0/0	0/0	0	20
Scaife	3	1	2	0	0/0	0/0	0	18
Troupe	2	0	2	0	0/0	0/0	0	12
Wade	2	0	2	0	0/0	0/0	0	12
T.Brown	1	0	0	1	0/0	0/0	0	6
Bulluck	1	0	0	1	0/0	0/0	0	6
Hope	1	0	0	1	0/0	0/0	0	6
Finnegan	1	0	0	1	0/0	0/0	0	6
Titans	36	15	13	8	32/32	22/28	2	324
Opponents	46	20	24	2	41/44	27/33	0	400

2-Pt Conversions: Bennett, Henry, Young,
Titans 3-3, Opponents 1-2

RUSHING	No	Yds	Avg	Lg	TD
Henry	270	1211	4.5	70t	7
Young	83	552	6.7	39t	7
White	61	244	4.0	26	0
C.Brown	41	156	3.8	21	0
Hall	7	21	3.0	11	0
Scaife	1	13	13.0	13t	1
A.Jones	2	8	4.0	7	0
Roby	1	3	3.0	3	0
B.Jones	1	3	3.0	3	0

PASSING	Att	Cmp	Pct	Yards	Yds/Att	TD	Int	Lg	Sk/Yds	Rating
Young	357	184	51.5	2199	6.2	12	13	53	25/129	66.7
Collins	90	42	46.7	549	6.1	1	6	36	4/23	42.3
Titans	447	226	50.6	2748	6.1	13	19	53	29/152	61.8
Opponents	530	335	63.2	3750	7.1	24	17	68t	26/148	86.0

Givens	1	3	3.0	3	0
Nickey	1	0	0.0	0	0
Titans	469	2214	4.7	70t	15
Opponents	506	2313	4.6	73	20

RECEIVING	No	Yds	Avg	Lg	TD
Bennett	46	737	16.0	39	3
Wade	33	461	14.0	25	2
Scaife	29	370	12.8	34	2
B.Jones	27	384	14.2	53	4
Henry	18	78	4.3	12	0
Hall	15	138	9.2	28	0
White	14	60	4.3	13	0
Troupe	13	150	11.5	32	2
R.Williams	8	121	15.1	20	0
Givens	8	104	13.0	27	0
Hartsock	6	68	11.3	23	0
A.Jones	2	31	15.5	17	0
Roby	2	28	14.0	21	0
Cramer	2	8	4.0	6	0
C.Brown	2	4	2.0	4	0
Wallace	1	6	6.0	6	0
Titans	226	2748	12.2	53	13
Opponents	335	3750	11.2	68t	24

INTERCEPTIONS	No	Yds	Avg	Lg	TD
Hope	5	105	21.0	61t	1
A.Jones	4	130	32.5	83t	1
Thompson	3	14	4.7	11	0
Hill	2	20	10.0	11	0
Sirmon	1	13	13.0	13	0
Bulluck	1	0	0.0	0	0
Tulloch	1	0	0.0	0	0
Titans	17	282	16.6	83t	2
Opponents	19	250	13.2	55t	2

PUNTING	No	Yds	Avg	Net	TB	In	Lg	B
Hentrich	88	3760	42.7	37.3	10	32	73	0
Titans	88	3760	42.7	37.3	10	32	73	0
Opponents	68	2888	42.5	34.4	4	18	61	1

PUNT RETURNS	No	FC	Yds	Avg	Lg	TD
A.Jones	34	3	440	12.9	90t	3
Wade	3	3	27	9.0	18	0
Titans	37	6	467	12.6	90t	3
Opponents	33	24	278	8.4	39	0

KICKOFF RETURNS	No	Yds	Avg	Lg	TD
Wade	50	1194	23.9	48	0
A.Jones	20	521	26.1	70	0
Scaife	4	64	16.0	18	0
Cramer	3	37	12.3	21	0
White	1	14	14.0	14	0
Hartsock	1	5	5.0	5	0
Titans	79	1835	23.2	70	0
Opponents	58	1263	21.8	52	0

FIELD GOALS	1-19	20-29	30-39	40-49	50+
Bironas	0-0	10-11	7-7	4-8	1-2
Titans	0-0	10-11	7-7	4-8	1-2
Opponents	1-1	10-11	6-10	10-10	0-1

Bironas/Titans: () () (51N, 22G) (33G, 39G) (22G, 47G) (32G, 26G, 30G) () () (21G, 41N, 43B) (36G) (48N, 49G) (25G, 60G) (41G, 33G) (44N, 27G) (42G, 20G, 30G) (25G, 23N, 27G, 27G)
Opponents: (18G, 34N, 30N) (28G, 31G, 35G, 44G) (40G, 30N, 39G) (26N, 43G) () () (27G) (47G, 21G, 39G) (27G, 40G) (42G, 38G) () (53N, 20G) (49G, 46G) (43G) (21G, 36G, 45G, 21G, 24G) (28G, 26G, 33N)

SACKS
Vanden Bosch 6.5, LaBoy 3.5, Starks 3.0, Bulluck 2.5, Haynesworth 2.0, Finnegan 2.0, T.Brown 1.5, Mahelona 1.0, A.Jones 1.0, Bockwoldt 1.0, Odom 0.5, Smith 0.5, Sirmon 0.5, Tulloch 0.5
Titans 26.0, Opponents 29.0

TACKLES (Solo-Assists-Total)
Bulluck (107-54-161), Hope (99-29-128), Thornton (93-29-122), Vanden Bosch (67-51-118), Sirmon (67-38-105), Thompson (58-19-77), Smith (43-33-76), P.Jones (54-13-67), Hill (41-18-59), Haynesworth (34-25-59), Finnegan (47-10-57), LaBoy (31-26-57), Starks (36-20-56), T. Brown (33-18-51), Tulloch (23-14-37), Conover (12-9-21), Mahelona (12-9-21), Fuller (11-4-15), Odom (9-6-15), Bockwoldt (4-3-7), Scott (2-3-5), Woolfolk (4-0-4), Savage (2-2-4), Amato (2-1-3), Reynolds (2-0-2), Lowry (0-1-1)
Team Totals: 893-435-1328

USUAL STARTING LINEUP

OFFENSE
WR Brandon Jones (81)
LT Michael Roos (71)
LG Jacob Bell (60)
C Kevin Mawae (68)
RG Benji Olson (75)
RT David Stewart (76)
TE Bo Scaife (80)
WR Drew Bennett (83)
FB Ahmad Hall (45)
QB Vince Young (10)
RB Travis Henry (20)

DEFENSE
LE Kyle Vanden Bosch (93)
LT Robaire Smith (98)
RT Albert Haynesworth (92)
RE Travis LaBoy (91)
LLB David Thornton (50)
MLB Peter Sirmon (59)
RLB Keith Bulluck (53)
LCB Reynaldo Hill (21)
RCB Pacman Jones (32)
SS Chris Hope (24)
FS Lamont Thompson (28)

SPECIALISTS

K Rob Bironas (2)
P Craig Hentrich (15)

Pro Bowl

All-Pro

GM: Floyd Reese; **Head Coach:** Jeff Fisher

Asst. Coaches: Norm Chow (off. coord.), Jim Schwartz (def. coord.), Dave McGinnis (Asst. head coach/LB), Sherman Smith (Asst. head coach/RB), Matt Burke (def. asst.), Chuck Cecil (S/nickel), Marty Galbraith (ST asst.), Craig Johnson (QB), Alan Lowry (ST), Mike Munchak (OL), Ray Sherman (WR), Jim Washburn (DL), Steve Watterson (strength & rehab.), Everett Withers (DB), John Zernhelt (TE)

AMERICAN FOOTBALL CONFERENCE STANDINGS

AFC EAST	W	L	T	Pct
New England	12	4	0	.750
* N.Y. Jets	10	6	0	.625
Buffalo	7	9	0	.438
Miami	6	10	0	.375
AFC NORTH	W	L	T	Pct
Baltimore	13	3	0	.812
Cincinnati	8	8	0	.500
Pittsburgh	8	8	0	.500
Cleveland	4	12	0	.250
AFC SOUTH	W	L	T	Pct
Indianapolis	12	4	0	.750
Tennessee	8	8	0	.500
Jacksonville	8	8	0	.500
Houston	6	10	0	.375
AFC WEST	W	L	T	Pct
San Diego	14	2	0	.875
* Kansas City	9	7	0	.562
Denver	9	7	0	.562
Oakland	2	14	0	.125

NATIONAL FOOTBALL CONFERENCE STANDINGS

NFC EAST	W	L	T	Pct
Philadelphia	10	6	0	.625
* Dallas	9	7	0	.562
* N.Y. Giants	8	8	0	.500
Washington	5	11	0	.312
NFC NORTH	W	L	T	Pct
Chicago	13	3	0	.812
Green Bay	8	8	0	.500
Minnesota	6	10	0	.375
Detroit	3	13	0	.188
NFC SOUTH	W	L	T	Pct
New Orleans	10	6	0	.625
Carolina	8	8	0	.500
Atlanta	7	9	0	.438
Tampa Bay	4	12	0	.250
NFC WEST	W	L	T	Pct
Seattle	9	7	0	.562
St. Louis	8	8	0	.500
San Francisco	7	9	0	.438
Arizona	5	11	0	.312

* Wild Card for Playoffs

2005 SEASON (4-12 REGULAR SEASON, 0-0 PLAYOFFS) • 3RD PLACE AFC SOUTH

DATE	OPPONENT	SCORE	W/L	ATT
Sep. 11	at Pittsburgh	7-34	L	62,931
Sep. 18	BALTIMORE	25-10	W	69,149
Sep. 25	at St. Louis	27-31	L	65,835
Oct. 2	INDIANAPOLIS	10-31	L	69,149
Oct. 9	at Houston	34-20	W	70,430
Oct. 16	CINCINNATI	23-31	L	69,149
Oct. 23	at Arizona	10-20	L	39,482
Oct. 30	OAKLAND	25-34	L	69,149
Nov. 6	at Cleveland	14-20	L	72,594
Nov. 13	BYE			
Nov. 20	JACKSONVILLE	28-31	L	69,149
Nov. 27	SAN FRANCISCO	33-22	W	69,149
Dec. 4	at Indianapolis	3-35	L	57,228
Dec. 11	HOUSTON	13-10	W	69,149
Dec. 18	SEATTLE	24-28	L	69,149
Dec. 24	at Miami	10-24	L	72,001
Jan. 1	at Jacksonville	13-40	L	65,485

* Overtime

	TITANS	OPP
Total First Downs	279	294
Rushing	72	89
Passing	191	180
Penalty	16	25
3rd Down: Made/Att	75/218	71/200
3rd Down Pct.	34.4	35.5
4th Down: Made/Att	9/31	7/11
4th Down Pct.	29.0	63.6
Possession Avg.	31:13	28:47
Total Net Yards	5122	5110
Avg. Per Game	320.1	319.4
Total Plays	1022	960
Avg. Per Play	5.0	5.3
Net Yards Rushing	1525	1894
Avg. Per Game	95.3	118.4
Total Rushes	397	449
Avg. Per Play	3.8	4.2
Net Yards Passing	3597	3216
Avg. Per Game	224.8	201.0
Sacked/Yards Lost	31/200	41/246
Gross Yards	3797	3462
Att./Comp.	594/358	470/296
Completion Pct.	60.3	63.0
Had Intercepted	14	9
Punts/Average	78/43.2	85/44.1
Net Punting Avg.	78/37.8	85/37.5
Penalties/Yards	125/1002	95/718
Fumbles/Ball Lost	27/12	20/11
Touchdowns	33	51
Rushing	8	12
Passing	20	33
Returns	5	6

BY PERIODS	1	2	3	4	OT	PTS
Titans	50	88	83	78	0	299
Opponents	79	132	108	102	0	421

SCORING	TD	RU	PA	RT	PAT	FG	S	TP
Bironas	0	0	0	0	30/32	23/29	0	99
Brown	7	5	2	0	0	0	0	42
Bennett	4	0	4	0	0	0	0	24
Troupe	4	0	4	0	0	0	0	24
B. Jones	2	0	2	0	0	0	0	12
Kinney	2	0	2	0	0	0	0	12
Odom	2	0	0	2	0	0	0	12
Payton	2	2	0	0	0	0	0	12
Scaife	2	0	2	0	0	0	0	12
R. Williams	2	0	2	0	0	0	0	12
Fleming	1	0	1	0	0	0	0	6
Hill	1	0	0	1	0	0	0	6
P. Jones	1	0	0	1	0	0	0	6
Kassell	1	0	0	1	0	0	0	6
McNair	1	1	0	0	0	0	0	6
Roby	1	0	1	0	0	0	0	6
Wade LG	1	0	0	1	0	0	0	6
Reynolds	0	0	0	0	0	1	2	
Titans	33	8	20	5	30/32	23/29	1	299
Opponents	51	12	33	6	48/49	21/27	0	421

2-pt Conversions: Titans 0-1, Opponents 2-2

RUSHING	No	Yds	Avg	Lg	TD
Brown	224	851	3.8	38t	5
Henry	88	335	3.8	29	0
McNair	32	139	4.3	19	1
Payton	33	105	3.2	15	2
Mauck	7	39	5.6	12	0
Nash	6	32	5.3	8	0

PASSING	Att	Cmp	Pct	Yards	Yds/Att	TD	Int	Lg	Sk/Yds	Rating
McNair	476	292	61.3	3161	6.64	16	11	57	20/134	82.4
Volek	88	50	56.8	474	5.39	4	2	55t	9/45	77.6
Mauck	27	15	55.6	136	5.04	0	1	17	1/8	53.9
Hentrich	2	1	50.0	26	13.0	0	0	26	0/0	95.8
Bennett	1	0	0.0	0	0.0	0	0	0	0/0	39.6
P. Jones	0	0	---	0	---	0	0	---	1/13	---
Titans	594	358	60.3	3797	6.39	20	14	57	31/200	80.3
Opponents	470	296	63.0	3462	7.37	33	9	63t	41/246	100.7

Roby	2	16	8.0	11	0
Bennett	1	3	3.0	3	0
Volek	1	3	3.0	3	0
B. Jones	1	1	1.0	1	0
Wade LG	1	1	1.0	1	0
Wade TM	1	1	1.0	1	0
Hentrich	1	0	0.0	0	0
Titans	397	1525	3.8	38t	8
Opponents	449	1894	4.2	52	12

RECEIVING	No	Yds	Avg	Lg	TD
Bennett	58	738	12.7	55t	4
Kinney	55	543	9.9	27	2
Troupe	55	530	9.6	35	4
Scaife	37	273	7.4	19	2
Brown	25	327	13.1	57	2
B. Jones	23	299	13.0	38t	2
Calico	22	191	8.7	18	0
R. Williams	21	299	14.2	50t	2
Roby	21	289	13.8	32	1
Wade LG	14	120	8.6	17	0
Wade TM	4	40	10.0	15	0
Henry	13	117	9.0	42	0
Fleming	10	69	6.9	18	1
Payton	6	30	5.0	9	0
Nash	3	14	4.7	7	0
Guenther	2	13	6.5	8	0
Nickey	1	26	26.0	26	0
Small	1	6	6.0	6	0
Roots	1	-7	-7.0	-7	0
Titans	358	3797	10.6	57	20
Opponents	296	3462	11.7	63t	33

INTERCEPTIONS	No	Yds	Avg	Lg	TD
Hill	3	88	29.3	52t	1
Bulluck	2	16	8.0	16	0
Kassell	1	21	21.0	21t	1
Woolfolk	1	3	3.0	3	0
T. Williams	1	1	1.0	1	0
Thompson	1	0	0.0	0	0
Titans	9	129	14.3	52t	2
Opponents	14	293	20.9	85t	4

PUNTING	No	Yds	Avg	Net	TB	In	Lg	B
Hentrich	78	3371	43.2	37.8	14	21	59	0
Titans	78	3371	43.2	37.8	14	21	59	0
Opponents	85	3746	44.1	37.5	7	16	74	1

PUNT RETURNS	No	FC	Yds	Avg	Lg	TD
Wade LG	33	9	317	9.6	73t	1
P. Jones	29	8	272	9.4	52t	1
Thurman TM	9	5	31	3.4	11	0
B. Jones	5	0	75	15.0	32	0
Thompson	1	0	31	31.0	31	0
Ta. Williams	1	0	9	9.0	9	0
Titans	45	13	418	9.3	52t	1
Opponents	32	20	144	4.5	15	0

KICKOFF RETURNS	No	Yds	Avg	Lg	TD
P. Jones	43	1127	26.2	85	0
Roby	22	495	22.5	59	0
Payton	2	24	12.0	24	0
Thurman TM	2	42	21.0	25	0
Fleming	1	9	9.0	9	0
Titans	70	1697	24.2	85	0
Opponents	57	1290	22.6	50	0

FIELD GOALS	1-19	20-29	30-39	40-49	50+
Bironas	0/0	10/10	6/7	5/7	2/5
Titans	0/0	10/10	6/7	5/7	2/5
Opponents	1/1	6/6	9/14	5/5	0/1

Bironas/Titans: (47N) (39G, 29G, 47G) (41G, 39G) (34G, 38N) (52G, 58N, 49G) (24G, 29G, 47G) (53G) (39G, 24G) (50N) () (35G, 41G, 21G, 22G) (51N, 24G) (46N, 23G, 21G) (38G) (24G) ()

Opponents: (44G, 27G) (30G) (46G) (20G) (32G, 38G, 43G, 47G) (52N, 21G) (33G, 24G) (22G, 32G) (37G, 19G, 39N) (31G) (34N) () (30G, 37B, 31N) (36B) (25G) (46G, 38G)

SACKS
Vanden Bosch 12.5, LaBoy 6.5, Bulluck 5, Long 3.5, Haynesworth 3, Starks 3, Sirmon 2.5, Odom 2, Schobel 1, Thompson 1, Clauss 0.5, Waddell 0.5

Titans 41, Opponents 31

TACKLES (Solo-Assists-Total)
Bulluck (106-44-150), Vanden Bosch (55-45-100), Sirmon (56-33-89), Kassell (56-33-89), Haynesworth (52-33-85), T. Williams

(65-18-83), Thompson (63-15-78), Starks (40-38-78), LaBoy (36-28-64), P. Jones (43-10-53), Woolfolk (42-10-52), Odom (28-22-50), Long (30-19-49), Hill (40-6-46), Clauss (13-17-30), Boiman (13-15-28), Waddell (13-4-17), Reynolds (9-5-14), Schobel (7-4-11), Beckham (9-1-10), Sandy (1-1-2), Spencer (1-0-1), Nickey (1-0-1), Gardner (0-0-0), Fuller (0-0-0)

Team Totals: 779-401-1180

USUAL STARTING LINEUP

OFFENSE	
WR	Drew Bennett (83)
LT	Brad Hopkins (72)
LG	Zach Piller (69)
C	Justin Hartwig (77)
RG	Benji Olson (75)
RT	Michael Roos (71)
TE	Erron Kinney (88)
WR	Brandon Jones (81)
FB/TE	Troy Fleming (44)/Ben Troupe (84)
QB	Steve McNair (9)
RB	Chris Brown (29)

DEFENSE

LE	Kyle Vanden Bosch (93)
LT	Randy Starks (90)
RT	Albert Haynesworth (92)
RE	Antwan Odom (98)
LLB	Peter Sirmon (59)
MLB	Brad Kassell (55)
RLB	Keith Bulluck (53)
LCB	Reynaldo Hill (21)
RCB	Pacman Jones (32)
SS	Tank Williams (25)
FS	Lamont Thompson (28)

SPECIALISTS

K	Rob Bironas (2)
P	Craig Hentrich (15)

Pro Bowl

All-Pro

GM: Floyd Reese; Head Coach: Jeff Fisher

Asst. Coaches: Norm Chow (off. coord.), Jim Schwartz (def. coord.), George Henshaw (asst. head coach/off.), Dave McGinnis (LB), Chuck Cecil (S/nickel), Marty Galbraith (ST asst.), Ned James (off. asst.), Craig Johnson (QB), Alan Lowry (ST), Mike Munchak (OL), Ray Sherman (WR), Sherman Smith (RB), Jim Washburn (DL), Steve Watterson (strength and conditioning), Everett Withers (DB)

AMERICAN FOOTBALL CONFERENCE STANDINGS

AFC EAST	W	L	T	Pct
New England	10	6	0	.625
Miami	9	7	0	.562
Buffalo	5	11	0	.312
N.Y. Jets	4	12	0	.250
AFC NORTH	W	L	T	Pct
Cincinnati	11	5	0	.688
* Pittsburgh	11	5	0	.688
Baltimore	6	10	0	.375
Cleveland	6	10	0	.375
AFC SOUTH	W	L	T	Pct
Indianapolis	14	2	0	.875
* Jacksonville	12	4	0	.750
Tennessee	4	12	0	.250
Houston	2	14	0	.125
AFC WEST	W	L	T	Pct
Denver	13	3	0	.812
Kansas City	10	6	0	.625
San Diego	9	7	0	.562
Oakland	4	12	0	.250

2003 SEASON (12-4 REGULAR SEASON, 1-1 PLAYOFFS) • 2ND PLACE AFC SOUTH

DATE	OPPONENT	SCORE	W/L	ATT
Sep. 7	OAKLAND	25-20	W	68,809
Sep.14	at Indianapolis	7-33	L	59,999
Sep. 21	NEW ORLEANS	27-12	W	68,809
Sep. 28	at Pittsburgh	30-13	W	63,244
Oct. 5	at New England	30-38	L	68,436
Oct. 12	HOUSTON	38-17	W	68,809
Oct. 19	at Carolina	37-17	W	72,851
Oct. 26	at Jacksonville	30-17	W	55,918
Nov. 2	BYE			
Nov. 9	MIAMI	31-7	W	68,809
Nov. 16	JACKSONVILLE	10-3	W	68,809
Nov. 23	at Atlanta	38-31	W	70,891
Dec. 1	at NY Jets	17-24	L	77,710
Dec. 7	INDIANAPOLIS	27-29	L	68,809
Dec. 14	BUFFALO	28-26	W	68,809
Dec. 21	at Houston	27-24	W	70,758
Dec. 28	TAMPA BAY	33-13	W	68,809
Jan. 3	at Baltimore	20-17	W	69,452
Jan. 10	at New England	14-17	L	68,436

* Overtime

	TITANS	OPP
Total First Downs	310	275
Rushing	84	79
Passing	211	167
Penalty	15	29
3rd Down: Made/Att	86/211	51/184
3rd Down Pct.	40.8	27.7
4th Down: Made/Att	6/14	11/18
4th Down Pct.	42.9	61.1
Possession Avg.	32:52	27:08
Total Net Yards	5501	4901
Avg. Per Game	343.8	306.3
Total Plays	1013	926
Avg. Per Play	5.4	5.3
Net Yards Rushing	1623	1295
Avg. Per Game	101.4	80.9
Total Rushes	486	342
Avg. Per Play	3.3	3.8
Net Yards Passing	3878	3606
Avg. Per Game	242.4	225.4
Sacked/Yards Lost	25/153	38/223
Gross Yards	4031	3829
Att./Comp.	502/315	546/332
Completion Pct.	62.7	60.8
Had Intercepted	9	21
Punts/Average	71/43.9	78/42.2
Net Punting Avg.	71/37.8	78/35.9
Penalties/Yards	110/887	96/793
Fumbles/Ball Lost	24/12	21/13
Touchdowns	48	35
Rushing	11	10
Passing	30	20
Returns	7	5

BY PERIODS	1	2	3	4	OT	PTS
Titans	103	120	82	130	0	435
Opponents	52	75	75	122	0	324

SCORING	TD	RU	PA	RT	PAT	FG	S	TP
Anderson	0	0	0	0	42/42	27/31	0	123
Mason	8	0	8	0			0	48
McCareins	8	0	7	1			0	48
George	5	5	0	0			0	30
Calico	4	0	4	0			0	26
McNair	4	4	0	0			0	26
Bennett	4	0	4	0			0	24
Kinney	4	0	3	1			0	24
Holcombe	2	1	1	0			0	14
Henrich	0	0	0	0	1/1	4/5	0	13
Dyson	2	0	0	2			0	12
Wycheck	2	0	2	0			0	12
Boiman	1	0	0	1			1	8
Berlin	1	0	1	0			0	6
Bulluck	1	0	0	1			0	6
Rolle	1	0	0	1			0	6
Volek	1	1	0	0			0	6
Nedney	0	0	0	0	0/1	1/1	0	3
Titans	48	11	30	7	43/44	32/37	1	435
Opponents	35	10	20	5	34/34	26/30	0	324

2-Pt Conversions: Calico, McNair, Holcombe, Titans 3-4, Opponents 0-1

RUSHING	No	Yds	Avg	Lg	TD
George	312	1031	3.3	27	5
Brown	56	221	3.9	28	0
Holcombe	63	201	3.2	21	1
McNair	38	138	3.6	23	4

PASSING	Att	Cmp	Pct	Yards	Yds/Att	TD	Int	Lg	Sk/Yds	Rating
McNair	400	250	62.5	3215	8.04	24	7	73	19/108	100.4
Volek	69	44	63.8	545	7.90	4	1	50t	6/45	101.4
O'Donnell	27	18	66.7	232	8.59	2	1	34t	0/0	102.7
Henrich	5	2	40.0	25	5.00	0	0	15	0/0	56.3
Bennett	1	1	100.0	14	14.00	0	0	14	0/0	118.8
Titans	502	315	62.7	4031	8.03	30	9	73	25/153	100.3
Opponents	546	332	60.8	3829	7.01	20	21	86t	38/223	78.2

McCareins	1	13	13.0	13	0
Mason	3	11	3.7	7	0
Calico	1	5	5.0	5	0
Volek	11	4	0.4	5	1
O'Donnell	1	-1	-1.0	-1	0
Titans	486	1623	3.3	28	11
Opponents	342	1295	3.8	42	10

RECEIVING	No	Yds	Avg	Lg	TD
Mason	95	1303	13.7	50t	8
McCareins	47	813	17.3	73	7
Kinney	41	381	9.3	28	3
Bennett	32	504	15.8	48	4
George	22	163	7.4	22	0
Holcombe	19	121	6.4	11	1
Calico	18	297	16.5	45	4
Wycheck	17	165	9.7	25	2
Meier	13	159	12.2	27	0
Brown	8	61	7.6	11	0
Berlin	1	50	50.0	50t	1
McGarrahan	1	10	10.0	10	0
McNair	1	4	4.0	4	0
Titans	315	4031	12.8	73	30
Opponents	332	3829	11.5	86t	20

INTERCEPTIONS	No	Yds	Avg	Lg	TD
Rolle	6	141	23.5	52	0
Dyson	4	62	15.5	51t	2
Boiman	2	70	35.0	60t	1
Calmus	2	26	13.0	15	0
Bulluck	2	9	4.5	9	0
Tank Williams	2	0	0.0	0	0
Woolfolk	1	4	4.0	4	0
Beckham	1	0	0.0	0	0
Kearse	1	0	0.0	0	0
Titans	21	312	14.9	60t	3
Opponents	9	264	29.3	95t	3

PUNTING	No	Yds	Avg	Net	TB	In	Lg	B
Henrich	71	3117	43.9	37.8	8	26	58	0
Titans	71	3117	43.9	37.8	8	26	58	0
Opponents	78	3290	42.2	35.9	3	24	65	0

PUNT RETURNS	No	FC	Yds	Avg	Lg	TD
McCareins	29	17	330	11.4	58t	1
Mason	8	5	99	12.4	21	0
Titans	37	22	429	11.6	58t	1
Opponents	30	13	276	9.2	59t	1

KICKOFF RETURNS	No	Yds	Avg	Lg	TD
Schifino	35	703	20.1	39	0
McCareins	13	256	19.7	25	0
Mason	5	106	21.2	34	0
Jackson	3	77	25.7	31	0
Berlin	4	73	18.3	25	0
Holcombe	4	38	9.5	20	0
Kinney	3	37	12.3	17	0
Meier	1	9	9.0	9	0
Titans	68	1299	19.1	39	0
Opponents	81	1521	18.8	71	0

FIELD GOALS	1-19	20-29	30-39	40-49	50+
Anderson	0/0	5/5	12/12	10/14	0/0
Henrich	0/0	0/0	2/2	2/2	0/1
Nedney	0/0	0/0	0/0	0/0	1/1
Titans	0/0	5/5	14/14	12/16	1/2
Opponents	0/0	11/11	6/9	8/9	1/1

Anderson: () () (22G, 43G) () (43G, 46N, 33G, 37G, 41G) (33G) (40G, 32G, 34G) (43G, 43G, 33G) (35G) (33G, 48N) (44N, 22G) (35G) (40G, 40G) (29G, 39G, 41N) (41G, 26G) (37G, 33G, 43G, 23G)
Henrich: (49G, 34G, 33G) () () () (48G) () () () () () (52N) () () () ()
Nedney: (50G) () () () () () () () () () () () ()
Opponents: (47G, 47G) (29G, 41G, 23G, 48G) (31G) (26G, 23G, 30N) (34N, 39N, 48G) (29G) (53G) (49G) () (44N, 39G) (40G) (27G) (21G, 35G, 36G, 23G, 26G) (27G, 32G) (49G) (27G, 33G)

SACKS
 Kearse 9.5, Carter 5.5, Smith 4.5, Thomas 4.0, Bulluck 3.0, Hall 3.0, Haynesworth 2.5, Boiman 1.5, Calmus 1.0, Long 1.0, McGarrahan 1.0, Schulters 1.0, Tank Williams 0.5.
Titans 38.0, Opponents 25.0

TACKLES (Solo-Assists-Total)
 Bulluck (110-61-171), Sirmon (76-65-141), Schulters (68-21-89), Tank Williams (58-23-81), Carter (49-30-79), Smith (36-37-73), Kearse (40-27-67), Hall (42-24-66), Dyson (54-10-64), Calmus (34-27-61), Boiman (26-29-55), Haynesworth (25-24-49), Kassell

(23-18-41), Rolle (23-6-29), McGarrahan (20-7-27), Thomas (16-11-27), Atkins (11-9-20), Woolfolk (15-4-19), Beckham (16-1-17), Thompson (5-2-7), Echols (3-1-4), Long (2-0-2), Wells (1-0-1), Kramer (0-0-0), Nickey (0-0-0)
Team Totals: 753-437-1,190

USUAL STARTING LINEUP

OFFENSE

WR	Derrick Mason (85)
TE	Erron Kinney (88)
LT	Brad Hopkins (72)
LG	Zach Piller (69)
C	Justin Hartwig (77)
RG	Benji Olson (75)
RT	Fred Miller (71)
TE	Frank Wycheck (89)
WR	Drew Bennett (83)
WR	Justin McCareins (86)
QB	Steve McNair (9)
RB	Eddie George (27)

DEFENSE

LE	Kevin Carter (93)
LT	Robaire Smith (98)
RT	Albert Haynesworth (92)
RE	Jevon Kearse (90)
LLB	Peter Sirmon (59)
MLB	Rocky Calmus (54)
RLB	Keith Bulluck (53)
LCB	Andre Dyson (22)
RCB	Samari Rolle (21)
SS	Tank Williams (25)
FS	Lance Schulters (31)

SPECIALISTS

K	Gary Anderson (1)
P	Craig Hentrich (15)

NFL Co-MVP: Steve McNair

Pro Bowl

All-Pro

GM: Floyd Reese; **Head Coach:** Jeff Fisher

Asst. Coaches: Mike Heimerdinger (off. coord.), Jim Schwartz (def. coord.), George Henshaw (asst. head coach/off.), Gunther Cunningham (asst. head coach defense/LB), Chuck Cecil (def. asst.), Ned James (off. asst.), Craig Johnson (QB), Alan Lowry (ST), Mike Munchak (OL), Sherman Smith (RB), Steve Walters (WR), Jim Washburn (DL), Steve Watterson (strength & rehab.), Everett Withers (DB)

AMERICAN FOOTBALL CONFERENCE STANDINGS

AFC EAST	W	L	T	Pct
New England	14	2	0	.875
Miami	10	6	0	.625
Buffalo	6	10	0	.375
N.Y. Jets	6	10	0	.375
AFC NORTH	W	L	T	Pct
Baltimore	10	6	0	.625
Cincinnati	8	8	0	.500
Pittsburgh	6	10	0	.375
Cleveland	5	11	0	.312
AFC SOUTH	W	L	T	Pct
Indianapolis	12	4	0	.750
* Tennessee	12	4	0	.750
Jacksonville	5	11	0	.312
Houston	5	11	0	.312
AFC WEST	W	L	T	Pct
Kansas City	13	3	0	.812
* Denver	1			

2002 SEASON (II-5 REGULAR SEASON, I-1 PLAYOFFS) • 1ST PLACE AFC SOUTH

DATE	OPPONENT	SCORE	W/L	ATT
Sep. 8	PHILADELPHIA	27-24	W	68,804
Sep. 15	at Dallas	13-21	L	62,527
Sep. 22	CLEVELAND	28-31*	L	68,804
Sep. 29	at Oakland	25-52	L	58,719
Oct. 6	WASHINGTON	14-31	L	68,804
Oct. 13	JACKSONVILLE	23-14	W	68,804
Oct. 20	BYE			
Oct. 27	at Cincinnati	30-24	W	52,822
Nov. 3	at Indianapolis	23-15	W	56,752
Nov. 10	HOUSTON	17-10	W	68,804
Nov. 17	PITTSBURGH	31-23	W	68,804
Nov. 24	at Baltimore	12-13	L	69,365
Dec. 1	at N.Y. Giants	32-29*	W	78,640
Dec. 8	INDIANAPOLIS	27-17	W	68,804
Dec. 16	NEW ENGLAND	24-7	W	68,809
Dec. 22	at Jacksonville	28-10	W	51,033
Dec. 29	at Houston	13-3	W	70,694
Jan. 11	PITTSBURGH	34-31*	W	68,809
Jan. 19	at Oakland	24-41	L	62,544

* Overtime

	TITANS	OPP
Total First Downs	312	297
Rushing	112	75
Passing	182	197
Penalty	18	25
3rd Down: Made/Att	94/216	76/202
3rd Down Pct.	43.5	37.6
4th Down: Made/Att	9/16	9/18
4th Down Pct.	56.3	50.0
Possession Avg.	32:47	27:13
Total Net Yards	5272	4964
Avg. Per Game	329.5	310.3
Total Plays	1032	974
Avg. Per Play	5.1	5.1
Net Yards Rushing	1952	1424
Avg. Per Game	122.0	89.0
Total Rushes	511	372
Avg. Per Play	3.8	3.8
Net Yards Passing	3320	3540
Avg. Per Game	207.5	221.3
Sacked/Yards Lost	21/121	40/213
Gross Yards	3441	3753
Att./Comp.	500/306	562/339
Completion Pct.	61.2	60.3
Had Intercepted	15	18
Punts/Average	66/41.3	77/41.6
Net Punting Avg.	66/33.9	77/36.2
Penalties/Yards	112/891	99/853
Fumbles/Ball Lost	20/10	22/11
Touchdowns	42	40
Rushing	16	7
Passing	22	27
Returns	4	6

BY PERIODS	1	2	3	4	OT	PTS
Titans	76	127	67	94	3	367
Opponents	72	71	68	110	3	324

SCORING	TD	RU	PA	RT	PAT	FG	S	TP
Nedney	0	0	0	0	36/36	25/31	0	111
George	14	12	2	0	0	0	0	86
Mason	5	0	5	0	0	0	0	30
K. Dyson	4	0	4	0	0	0	0	24
Simon	4	1	3	0	0	0	0	24
McNair	3	3	0	0	0	0	0	20
Bennett	2	0	2	0	0	0	0	12
McCareins	2	0	2	0	0	0	0	12
Wycheck	2	0	2	0	0	0	0	12
Bulluck	1	0	0	1	0	0	0	6
Coady	1	0	0	1	0	0	0	6
A. Dyson	1	0	0	1	0	0	0	6
Green	1	0	1	0	0	0	0	6
Meier	1	0	1	0	0	0	0	6
Simon	1	0	0	1	0	0	0	6
Titans	42	16	22	4	36/36	25/31	0	367
Opponents	40	7	27	6	36/36	14/21	0	324

2-Pt Conversions: George, McNair, Titans 2-6, Opponents 3-4

RUSHING	No	Yds	Avg	Lg	TD
George	343	1165	3.4	35	12
McNair	82	440	5.4	26	3
Holcombe	47	242	5.1	39	0
Green	21	71	3.4	12	0
McCareins	2	18	9.0	16	0
Simon	9	18	2.0	13	1
Hentrich	1	5	5.0	5	0

PASSING	Att	Cmp	Pct	Yards	Yds/Att	TD	Int	Lg	Sk/Yds	Rating
McNair	492	301	61.2	3387	6.88	22	15	55	21/121	84.0
O'Donnell	5	3	60.0	24	4.80	0	0	0	0/0	72.1
Wycheck	2	1	50.0	13	6.50	0	0	13	0/0	70.8
Hentrich	1	1	100.0	17	17.0	0	0	17	0/0	118.8
Titans	500	306	61.2	3441	6.88	22	15	55	21/121	83.9
Opponents	562	339	60.3	3753	6.68	27	18	75	40/213	82.8

Comella	1	0	0.0	0	0
O'Donnell	3	-3	-1.0	-1	0
K. Dyson	2	-4	-2.0	5	0
Titans	511	1952	3.8	39	16
Opponents	372	1424	3.8	42	7

RECEIVING	No	Yds	Avg	Lg	TD
Mason	79	1012	12.8	40	5
K. Dyson	41	460	11.2	40	4
Wycheck	40	346	8.7	19	2
George	36	255	7.1	14t	2
Bennett	33	478	14.5	53	2
McCareins	19	301	15.8	55	2
Simon	16	167	10.4	42t	3
Kinney	13	173	13.3	31	0
Holcombe	10	91	9.1	18	0
Comella	10	70	7.0	17	0
Green	7	57	8.1	21	1
Meier	1	17	17.0	17t	1
Berlin	1	14	14.0	14	0
Titans	306	3441	11.2	55	22
Opponents	339	3753	11.1	75	27

INTERCEPTIONS	No	Yds	Avg	Lg	TD
Schulters	6	56	9.3	28	0
Simon	3	88	29.3	32t	1
A. Dyson	3	27	9.0	16t	1
Rolle	2	0	0.0	0	0
Coady	1	24	24.0	24t	1
Bulluck	1	5	5.0	5	0
Williams	1	0	0.0	0	0
Mitchell	1	-2	-2.0	-2	0
Titans	18	198	11.0	32t	3
Opponents	15	179	11.9	82t	2

PUNTING	No	Yds	Avg	Net	TB	In	Lg	B
Hentrich	65	2725	41.9	33.9	5	28	56	1
Titans	66	2725	41.3	33.9	5	28	56	1
Opponents	77	3202	41.6	36.2	10	22	61	1

PUNT RETURNS	No	FC	Yds	Avg	Lg	TD
Simon	13	6	113	8.7	30	0
Mason	9	12	60	6.7	21	0
McCareins	6	4	44	7.3	16	0
Titans	28	22	217	7.8	30	0
Opponents	28	19	390	13.9	83t	3

KICKOFF RETURNS	No	Yds	Avg	Lg	TD
Simon	20	371	18.6	29	0
Berlin	13	260	20.0	32	0
McCareins	13	300	23.1	48	0
Kinney	3	41	13.7	25	0
Green	1	10	10.0	10	0
Titans	50	982	19.6	48	0
Opponents	74	1482	20.0	54	0

FIELD GOALS	1-19	20-29	30-39	40-49	50+
Nedney	0/0	9/9	10/12	5/8	1/2
Titans	0/0	9/9	10/12	5/8	1/2
Opponents	1/2	3/3	5/7	4/6	1/3

Nedney: (33G, 47G) (37G, 53G) () () () (40G, 26G, 33G, 32N) (33G, 28G, 46G) (28G, 34G, 39G) (49N, 24G) (39N, 43G) (32G, 37G, 40G, 21G) (54N, 38G) (35G, 29G) (45N, 28G) (46N) (28G, 26G)

Opponents: (30G) () (52N, 33G) (28G) (31G) () (44G) (46N) (51G) (31N, 37N) (26G, 43G) (38G, 36G, 19G) (44G, 44N) () (24G) (50N, 19N, 42G)

SACKS
Carter 10.0, C. Hall 8.0, Ford 3.5, Smith 2.5, Kearse 2.0, Schulters 2.0, Simon 2.0, Thornton 2.0, Williams 2.0, Bulluck 1.0, A. Dyson 1.0, Godfrey 1.0, Haynesworth 1.0, J. Thomas 1.0
Titans 40.0, Opponents 21.0

TACKLES (Solo-Assists-Total)
Bulluck (116-64-180), Simon (83-47-130), Schulters (75-19-94), Smith (41-32-73), Carter (42-29-71), Hall (43-27-70), Williams (55-14-69), A. Dyson (54-7-61), Haynesworth (31-24-55), Mitchell (40-11-51), Ford (24-21-45), Rolle (37-7-44), Godfrey (27-17-44), Thornton (21-23-44), Chamberlin (14-13-27), Echols (13-6-19), Thomas (11-5-16), Calmus (9-4-13), Aldridge (8-5-13), Coady (10-2-12), Kearse (6-5-11), Morris (7-2-9), Boiman (1-5-6), Beckham (1-0-1), Kassell (0-1-1)
Team Totals: 769-390-1159

USUAL STARTING LINEUP

OFFENSE

WR Derrick Mason (85)
TE/FB Erron Kinney (88)/Greg Comella (33)
LT Brad Hopkins (72)
LG Zach Piller (69)
C Gennaro DiNapoli (64)
RG Benji Olson (75)
RT Fred Miller (71)
TE Frank Wycheck (89)
WR Kevin Dyson (87)
QB Steve McNair (9)
RB Eddie George (27)

DEFENSE

LE Kevin Carter (93)
LT John Thornton (78)
RT Henry Ford (92)
RE Carlos Hall (97)
LLB Peter Sirmon (59)
MLB Randall Godfrey (56)
RLB Keith Bulluck (53)
LCB Andre Dyson (22)
RCB Samari Rolle (21)
SS Tank Williams (25)
FS Lance Schulters (31)

SPECIALISTS

K Joe Nedney (6)
P Craig Hentrich (15)

Pro Bowl
All-Pro

GM: Floyd Reese; **Head Coach:** Jeff Fisher
Asst. Coaches: Mike Heimerdinger (off. coord.), Jim Schwartz (def. coord.), George Henshaw (asst. head coach/off.), Gunther Cunningham (asst. head coach defense/LB), Chuck Cecil (def. asst.), Ned James (off. asst.), Craig Johnson (QB), Alan Lowry (ST), Mike Munchak (OL), Sherman Smith (RB), Steve Walters (WR), Jim Washburn (DL), Steve Watterson (strength & rehab.), Everett Withers (DB)

AMERICAN FOOTBALL CONFERENCE STANDINGS

AFC EAST	W	L	T	Pct
N.Y. Jets	9	7	0	.562
New England	9	7	0	.562
Miami	9	7	0	.562
Buffalo	8	8	0	.500
AFC NORTH	W	L	T	Pct
Pittsburgh	10	5	1	.656
* Cleveland	9	7	0	.562
Baltimore	7	9	0	.438
Cincinnati	2	14	0	.125
AFC SOUTH	W	L	T	Pct
Tennessee	11	5	0	.688
* Indianapolis	10	6	0	.625
Jacksonville	6	10	0	.375
Houston	4	12	0	.250
AFC WEST	W	L	T	Pct
Oakland	11	5	0	.688
Denver	9	7	0	.562
San Diego	8	8	0	.500
Kansas City	8	8	0	.500

NATIONAL FOOTBALL CONFERENCE STANDINGS

NFC EAST	W	L	T	Pct
Philadelphia	12	4	0	.750
* N.Y. Giants	10	6	0	.625
Washington	7	9	0	.438
Dallas	5	11	0	.312
NFC NORTH	W	L	T	Pct</

2001 SEASON (7-9 REGULAR SEASON, 0-0 PLAYOFFS) • 3RD PLACE AFC CENTRAL (TIED)

DATE	OPPONENT	SCORE	W/L	ATT
Sep. 9	MIAMI	23-31	L	68,798
Sep. 23	at Jacksonville	6-13	L	65,994
Sep. 30	BYE			
Oct. 7	at Baltimore	7-26	L	69,494
Oct. 14	TAMPA BAY	31-28*	W	68,798
Oct. 21	at Detroit	27-24	W	76,940
Oct. 29	at Pittsburgh	7-34	L	63,763
Nov. 4	JACKSONVILLE	28-24	W	68,798
Nov. 12	BALTIMORE	10-16	L	68,798
Nov. 18	at Cincinnati	20-7	W	63,865
Nov. 25	PITTSBURGH	24-34	L	68,801
Dec. 2	at Cleveland	31-15	W	72,818
Dec. 9	at Minnesota	24-42	L	64,271
Dec.16	GREEN BAY	26-20	W	68,804
Dec. 22	at Oakland	13-10	W	61,934
Dec. 30	CLEVELAND	38-41	L	68,798
Jan. 6	CINCINNATI	21-23	L	68,798

* Overtime

	TITANS	OPP
Total First Downs	288	300
Rushing	87	79
Passing	179	192
Penalty	22	29
3rd Down: Made/Att	98/233	74/212
3rd Down Pct.	42.1	34.9
4th Down: Made/Att	2/15	7/14
4th Down Pct.	13.3	50.0
Possession Avg.	31:29	28:31
Total Net Yards	5352	5515
Avg. Per Game	334.5	344.7
Total Plays	1026	996
Avg. Per Play	5.2	5.5
Net Yards Rushing	1794	1431
Avg. Per Game	112.1	89.4
Total Rushes	468	405
Avg. Per Play	3.8	3.5
Net Yards Passing	3558	4084
Avg. Per Game	222.4	255.3
Sacked/Yards Lost	43/309	32/175
Gross Yards	3867	4259
Att./Comp.	515/307	559/328
Completion Pct.	59.6	58.7
Had Intercepted	17	13
Punts/Average	85/42.0	82/41.3
Net Punting Avg.	85/37.0	82/35.7
Penalties/Yards	119/1025	88/832
Fumbles/Ball Lost	18/11	21/11
Touchdowns	39	46
Rushing	12	17
Passing	23	27
Returns	4	2

BY PERIODS	1	2	3	4	OT	PTS
Titans	84	73	90	86	3	336
Opponents	61	127	74	126	0	388

SCORING	TD	RU	PA	RT	PAT	FG	S	TP
Nedney	0	0	0	0	34/35	20/28	0	94
Mason	10	0	9	1			0	62
K.Dyson	7	0	7	0			0	44
George	5	5	0	0			0	30
McNair	5	5	0	0			0	30
Wycheck	4	0	4	0			0	24
Green	2	1	1	0			0	12
Mitchell	2	0	0	2			0	12
Bennett	1	0	1	0			0	8
Hicks	1	1	0	0			0	6
Kinney	1	0	1	0			0	6
Myers	1	0	0	1			0	6
Fisk	0	0	0	0			1	2
Titans	38	12	23	4	34/35	20/28	1	336
Opponents	46	17	27	2	44/44	22/29	0	388

2-Pt Conversions: Mason, K. Dyson, Bennett, Titans 3-4, Opponents 1-2

RUSHING	No	Yds	Avg	Lg	TD
George	315	939	3.0	27	5
McNair	75	414	5.5	24	5
Hicks	56	341	6.1	51	1
Green	15	71	4.7	21	1
O'Donnell	6	28	4.7	15	0
Wycheck	1	1	1.0	1	0
Titans	468	1794	3.8	51	12
Opponents	405	1431	3.5	48t	17

PASSING	Att	Cmp	Pct	Yards	Yds/Att	TD	Int	Lg	Sk/Yds	Rating
McNair	431	264	61.3	3350	7.77	21	12	71t	37/251	90.2
O'Donnell	76	42	55.3	496	6.53	2	2	35t	6/58	73.1
Volek	3	0	0.0	0	0.00	0	0	0	0/0	39.6
Green	2	0	0.0	0	0.00	0	2	0	0/0	0.0
Hentrich	2	0	0.0	0	0.00	0	1	0	0/0	0.0
Wycheck	1	1	100.0	21	21.00	0	0	21	0/0	118.8
Titans	515	307	59.6	3867	7.51	23	17	71t	43/309	84.2
Opponents	559	328	58.7	4259	7.62	27	13	78	32/175	89.1

RECEIVING	No	Yds	Avg	Lg	TD
Mason	73	1128	15.5	71t	9
Wycheck	60	672	11.2	30	4
K.Dyson	54	825	15.3	68t	7
George	37	279	7.5	25	0
Kinney	25	263	10.5	24	1
Bennett	24	329	13.7	50	1
Green	12	64	5.3	10	1
Sanders	5	74	14.8	22	0
Hicks	5	22	4.4	9	0
McCareins	3	88	29.3	36	0
Meier	3	31	10.3	18	0
Natkin	2	42	21.0	27	0
Berlin	2	28	14.0	19	0
Coleman	1	19	19.0	19	0
Ours	1	3	3.0	3	0
Titans	307	3867	12.6	71t	23
Opponents	328	4259	13.0	78	27

INTERCEPTIONS	No	Yds	Avg	Lg	TD
A. Dyson	3	36	12.0	36	0
Rolle	3	3	1.0	3	0
Bulluck	2	21	10.5	21	0
Robinson	2	13	6.5	13	0
Godfrey	1	5	5.0	5	0
Booker	1	0	0.0	0	0
Favors	1	0	0.0	0	0
Titans	13	78	6.0	36	0
Opponents	17	163	9.6	45t	2

PUNTING	No	Yds	Avg	Net	TB	In	Lg	B
Hentrich	85	3567	42.0	37.0	8	28	70	0
Titans	85	3567	42.0	37.0	8	28	70	0
Opponents	82	3388	41.3	35.7	9	25	58	1

PUNT RETURNS	No	FC	Yds	Avg	Lg	TD
Mason	20	19	128	6.4	20	0
J.Walker	14	4	125	8.9	36	0
McCareins	2	0	29	14.5	18	0
Titans	36	23	282	7.8	36	0
Opponents	36	20	264	7.3	31	0

KICKOFF RETURNS	No	Yds	Avg	Lg	TD
Mason	34	748	22.0	101t	1
Berlin	13	253	19.5	32	0
Coleman	11	251	22.8	34	0
McCareins	4	70	17.5	21	0
J. Walker	3	33	11.0	19	0
Green	2	20	10.0	12	0
Bennett	1	11	11.0	11	0
Kinney	1	13	13.0	13	0
Long	1	10	10.0	10	0
Rolle	1	3	3.0	3	0
Titans	71	1413	19.9	101t	1
Opponents	57	1418	24.9	81	0

FIELD GOALS	1-19	20-29	30-39	40-49	50+
Nedney	0/0	6/6	5/5	8/15	1/2
Titans	0/0	6/6	5/5	8/15	1/2
Opponents	0/0	4/4	15/17	2/7	1/1

Nedney: (51G) (47N, 22G, 43G) (46N) (44G, 45G, 47N, 49G) (38G, 4G, 30G, 46G) (48N) (51N, 46G) (48N, 27G) (41G, 37G) (49G) (29G) (37G) (44N, 24G) (22G, 21G) (31G) () (49G) (37G) (35G, 37N, 39G) (26G, 25G) () (40B, 23G) (48N, 42G, 27G) (38G) (31G, 33G, 30G) () (39G, 47N, 37G) () (33G, 54G) (40N, 35G, 33N, 42N) (30G, 44G) (30G, 33G, 34G)

SACKS
 Kearse 10.0, Evans 5.5, Fisk 2.5, Carter 2.0, Rolle 2.0, Smith 2.0, Favors 1.5, Morris 1.5, Bulluck 1.0, Chamberlin 1.0, Ford 1.0, Godfrey 1.0, Robinson 1.0
Titans 32.0, Opponents 43.0

TACKLES (Solo-Assists-Total)
 Godfrey (79-32-111), Robinson (58-43-101) Phenix (63-24-87), Evans (53-24-77), Fisk (38-30-68), Kearse (39-25-64), Bulluck (35-29-64), Carter (39-22-61), Favors (34-27-61), A. Dyson (52-6-58), Rolle (52-4-56), Morris (34-12-46), Ford (24-20-44), Jenkins (12-3-15), Porter (26-5-31), Bishop (22-5-27), Mitchell (22-3-25), Salave'a (6-12-18), J. Walker (8-9-17), Smith (8-8-16), Chamberlin (12-3-15), Booker (6-2-8), Myers (2-2-4), Thomas (2-1-3), Green (1-0-1)
Team Totals: 751-352-1103

USUAL STARTING LINEUP	
OFFENSE	
WR	Derrick Mason (85)
TE/FB	Erron Kinney (88)
LT	Brad Hopkins (72)
LG	Zach Piller (69)
C	Bruce Matthews (74)
RG	Benji Olson (75)
RT	Fred Miller (71)
TE	Frank Wycheck (89)
WR	Kevin Dyson (87)
QB	Steve McNair (9)
RB	Eddie George (27)
DEFENSE	
LE	Kevin Carter (93)
LT	Josh Evans (91)
RT	Jason Fisk (97)
RE	Jevon Kearse (90)
LLB	Greg Favors (51)
MLB	Randall Godfrey (56)
RLB	Eddie Robinson (55)
LCB	Andre Dyson (22)
RCB	Samari Rolle (21)
SS	Aric Morris (28)
FS	Perry Phenix (35)
SPECIALISTS	
K	Joe Nedney (6)
P	Craig Hentrich (15)
Pro Bowl	
All-Pro	
GM:	Floyd Reese; Head Coach: Jeff Fisher
Asst. Coaches:	Mike Heimerdinger (off. coord.), Jim Schwartz (def. coord.), George Henshaw (asst. head coach/off.), Gunther Cunningham (asst. head coach defense/LB), Chuck Cecil (def. asst.), Craig Johnson (off. asst.), Alan Lowry (ST), Mike Munchak (OL), Sherman Smith (RB), Steve Walters (WR), Jim Washburn (DL), Steve Watterson (strength & rehab.), Everett Withers (DB)

AMERICAN FOOTBALL CONFERENCE STANDINGS				
AFC EAST	W	L	T	Pct
New England	11	5	0	.688
* Miami	11	5	0	.688
* N.Y. Jets	10	6	0	.625
Indianapolis	6	10	0	.375
Buffalo	3	13	0	.188
AFC CENTRAL	W	L	T	Pct
Pittsburgh	13	3	0	.812
* Baltimore	10	6	0	.625
Cleveland	7	9	0	.438
Tennessee	7	9	0	.438
Jacksonville	6	10	0	.375
Cincinnati	6	10	0	.375
AFC WEST	W	L	T	Pct
Oakland	10	6	0	.625
Seattle	9	7	0	.562
Denver				

2000 SEASON (13-3 REGULAR SEASON, 0-1 PLAYOFFS) · 1ST PLACE AFC CENTRAL

DATE	OPPONENT	SCORE	W/L	ATT
Sep. 3	at Buffalo	13-16	L	77,492
Sep. 10	KANSAS CITY	17-14*	W	68,203
Sep. 17	BYE			
Sep. 24	at Pittsburgh	23-20	W	51,769
Oct. 1	NY GIANTS	28-14	W	68,341
Oct. 8	at Cincinnati	23-14	W	63,406
Oct. 16	JACKSONVILLE	27-13	W	68,498
Oct. 22	at Baltimore	14-6	W	69,200
Oct. 30	at Washington	27-21	W	83,472
Nov. 5	PITTSBURGH	9-7	W	68,498
Nov. 12	BALTIMORE	23-24	L	68,490
Nov. 19	CLEVELAND	24-10	W	68,498
Nov. 26	at Jacksonville	13-16	L	65,454
Dec. 3	at Philadelphia	15-13	W	65,639
Dec. 10	CINCINNATI	35-3	W	68,498
Dec. 17	at Cleveland	24-0	W	72,318
Dec. 25	DALLAS	31-0	W	68,498
Jan. 7	BALTIMORE	10-24	L	68,527

* Overtime

	TITANS	OPP
Total First Downs	299	215
Rushing	107	62
Passing	167	134
Penalty	25	19
3rd Down: Made/Att	97/228	68/221
3rd Down Pct.	42.5	30.8
4th Down: Made/Att	4/11	1/12
4th Down Pct.	36.4	8.3
Possession Avg.	33:48	26:12
Total Net Yards	5350	3814
Avg. Per Game	334.4	238.4
Total Plays	1036	908
Avg. Per Play	5.2	4.2
Net Yards Rushing	2085	1390
Avg. Per Game	130.3	86.9
Total Rushes	546	387
Net Yards Passing	3265	2424
Avg. Per Game	204.1	151.5
Sacked/Yards Lost	28/165	55/337
Gross Yards	3430	2761
Att./Comp.	462/286	466/242
Completion Pct.	61.9	51.9
Had Intercepted	16	17
Punts/Average	76/40.8	105/42.7
Net Punting Avg.	76/36.3	105/35.0
Penalties/Yards	107/870	97/778
Fumbles/Ball Lost	24/14	39/13
Touchdowns	38	20
Rushing	14	7
Passing	18	10
Returns	6	3

BY PERIODS	1	2	3	4	OT	PTS
Titans	65	111	75	92	3	346
Opponents	36	50	30	75	0	191

SCORING	TD	RU	PA	RT	PAT	FG	S	TP
Del Greco	0	0	0	0	37/38	27/33	0	118
George	16	14	2	0	0	0	0	96
Mason	6	0	5	1	0	0	0	36
Wycheck	4	0	4	0	0	0	0	24
Neal	2	0	2	0	0	0	0	12
Thigpen	2	0	2	0	0	0	0	12
Bulluck	1	0	0	1	0	0	0	6
K.Dyson	1	0	1	0	0	0	0	6
Ford	1	0	0	1	0	0	0	6
Godfrey	1	0	0	1	0	0	0	6
Kinney	1	0	1	0	0	0	0	6
Phenix	1	0	0	1	0	0	0	6
Rolle	1	0	0	1	0	0	0	6
Thomas	1	0	1	0	0	0	0	6
Hentrich	0	0	0	0	0/0	0/1	0	0
Titans	38	14	18	6	37/38	27/34	0	346
Opponents	20	7	10	3	20/20	17/22	0	191

2-Pt Conversions: Titans 0-0, Opponents 0-0

RUSHING	No	Yds	Avg	Lg	TD
George	403	1509	3.7	35t	14
McNair	71	404	5.7	25	0
Thomas	61	175	2.9	20	0
Mason	1	1	1.0	1	0
Neal	1	-2	-2.0	-2	0
O'Donnell	9	-2	-2.2	4	0
Titans	546	2085	3.8	35t	14
Opponents	387	1390	3.6	80t	7

PASSING	Att	Cmp	Pct	Yards	Yds/Att	TD	Int	Lg	Sk/Yds	Rating
McNair	396	248	62.6	2847	7.19	15	13	56t	24/141	83.2
O'Donnell	64	36	56.3	530	8.28	2	3	67	3/23	74.3
Wycheck	2	2	100.0	53	26.50	1	0	30t	0/0	158.3
Titans	462	286	61.9	3430	7.42	18	16	67	28/165	83.2
Opponents	466	242	51.9	2761	5.92	10	17	48	55/337	62.0

RECEIVING	No	Yds	Avg	Lg	TD
Wycheck	70	636	9.1	26	4
Mason	63	895	14.2	34	5
George	50	453	9.1	24	2
Sanders	33	536	16.2	54	0
Kinney	19	197	10.4	19	1
Thigpen	15	289	19.3	56t	2
Pickens	10	242	24.2	67	0
Neal	9	31	3.4	8	2
Thomas	8	35	4.4	9t	1
Dyson	6	104	17.3	30t	1
Roan	3	12	4.0	6	0
Titans	286	3430	12.0	67	18
Opponents	242	2761	11.4	48	10

INTERCEPTIONS	No	Yds	Avg	Lg	TD
Rolle	7	140	20.0	81t	1
Sidney	3	19	6.3	19	0
Godfrey	2	25	12.5	24t	1
D. Walker	2	4	2.0	4	0
Phenix	1	87	87.0	87t	1
Bulluck	1	8	8.0	8t	1
Booker	1	2	2.0	2	0
Titans	17	285	16.8	87t	4
Opponents	16	236	14.8	42t	3

PUNTING	No	Yds	Avg	Net	TB	In	Lg	B
Hentrich	76	3101	40.8	36.3	9	33	67	0
Titans	76	3101	40.8	36.3	9	33	67	0
Opponents	105	4484	42.7	35.0	7	30	64	0

PUNT RETURNS	No	FC	Yds	Avg	Lg	TD
Mason	51	17	662	13.0	69t	1
Thigpen	1	1	9	9.0	9	0
D. Walker	1	0	0	0.0	0	0
Titans	53	18	671	12.7	69t	1
Opponents	28	21	160	5.7	20	0

KICKOFF RETURNS	No	Yds	Avg	Lg	TD
Mason	42	1132	27.0	66	0
Coleman	2	54	27.0	27	0
Leach	1	10	10.0	10	0
Neal	1	15	15.0	15	0
Thornton	1	16	16.0	16	0
Titans	47	1227	26.1	66	0
Opponents	76	1587	20.9	38	0

FIELD GOALS	1-19	20-29	30-39	40-49	50+
Del Greco	0/0	13/15	7/8	6/9	1/1
Hentrich	0/0	0/0	0/0	0/0	0/1
Titans	0/0	13/15	7/8	6/9	1/2
Opponents	0/0	5/5	6/8	6/7	0/2

Del Greco:(38G, 27G) (36G) (24G, 40G, 40G) (46N) (22G, 41G, 33N, 34G) (26G, 44N, 28G) () (46G, 21G) (21G, 24N, 31G, 29G) (23G, 43N) (22G) (30G, 38G, 28N) (26G, 42G, 22G, 44G, 50G) () (33G) (21G)
Hentrich: (60N) () () () () () () () () () () () () () () () ()
Opponents: (51N, 42G, 41G, 33G) (36N) (32G, 32G, 50N) () (35B, 46N) (23G, 45G) (21G, 38G) () () (45G) (38G) (27G, 20G, 38G) (23G, 40G) (45G) () ()

SACKS
 Kearse 11.5, Holmes 8.0, Favors 5.5, Robinson 4.0, Salave'a 4.0, Thornton 4.0, Embray 3.5, Godfrey 3.0, Bishop 2.5, Smith 2.5, Fisk 2.0, Ford 2.0, Rolle 1.5, Killens 1.0
Titans 55.0, Opponents 28.0

TACKLES (Solo-Assists-Total)
 Godfrey (97-72-169), Bishop (76-29-105), Robertson (62-30-92), Robinson (59-32-91), Kearse (53-31-84), Fisk (41-35-76), Holmes (44-29-73), Favors (37-24-61), Thornton (27-28-55), Ford (28-19-47), Salave'a (22-21-43), Walker (40-3-43), Rolle (27-15-42), Phenix (20-5-25), Sidney (15-6-21), Bulluck (13-8-21), Booker (11-9-20), Embray (7-9-16), Myers (8-3-11), McCullough (6-2-8), Smith (4-2-6), Chamberlin (0-2-2), Killens (2-0-2), Morris (0-1-1)
Team Totals: 693-416-1109

USUAL STARTING LINEUP

OFFENSE
WR Derrick Mason (85)
LT Brad Hopkins (72)
LG Bruce Matthews (74)
 C Kevin Long (60)
 RG Benji Olson (75)
 RT Fred Miller (71)
TE Frank Wycheck (89)
 WR Chris Sanders (81)
QB Steve McNair (9)
RB Eddie George (27)
 FB Lorenzo Neal (41)

DEFENSE
LE Jevon Kearse (90)
 LT John Thornton (78)
 RT Jason Fisk (97)
 RE Kenny Holmes (99)
 LLB Greg Favors (51)
 MLB Randall Godfrey (56)
 RLB Eddie Robinson (55)
 LCB Denard Walker (25)
RCB Samari Rolle (21)
SS Blaine Bishop (23)
 FS Marcus Robertson (31)

SPECIALISTS
 K Al Del Greco (3)
 P Craig Hentrich (15)

Pro Bowl
 All-Pro

GM: Floyd Reese; **Head Coach:** Jeff Fisher
Asst. Coaches: Mike Heimerdinger (off. coord.), Gregg Williams (def. coord.), George Henshaw (asst. head coach/off.), Jerry Gray (DB), Craig Johnson (off. asst.), Alan Lowry (ST), Mike Munchak (OL), Jim Schwartz (LB), Sherman Smith (RB), Ronnie Vinkler (def. asst.), Steve Walters (WR), Jim Washburn (DL), Steve Watterson (strength & rehab.)

AMERICAN FOOTBALL CONFERENCE STANDINGS

AFC EAST	W	L	T	Pct
Miami	11	5	0	.688
* Indianapolis	10	6	0	.625
N.Y. Jets	9	7	0	.563
Buffalo	8	8	0	.500
New England	5	11	0	.313
AFC CENTRAL	W	L	T	Pct
Tennessee	13	3	0	.813
* Baltimore	12	4	0	.750
Pittsburgh	9	7	0	.563
Jacksonville	7	9	0	.438
Cincinnati	4	12	0	.250
Cleveland	3	13	0	.188
AFC WEST	W	L	T	Pct
Oakland	12	4	0	.750
* Denver	11	5	0	.688
Kansas City	7	9	0	.438
Seattle	6	10	0	.375
San Diego	1	15	0	.063

NATIONAL FOOTBALL CONFERENCE STANDINGS

NFC EAST	W	L	T	Pct
N.Y. Giants	12	4	0	.750
* Philadelphia	11	5	0	.688
Washington	8	8	0	.500
Dallas	5	11	0	.313
Arizona	3	13	0	.188
NFC CENTRAL	W	L	T	Pct
Minnesota	11	5	0	.688
* Tampa Bay	10	6	0	.625
Green Bay	9	7	0	.563
Detroit	9	7	0	.563
Chicago	5	11	0	.313
NFC WEST	W	L		

1999 SEASON (13-3 REGULAR SEASON, 3-1 PLAYOFFS) • 2ND PLACE AFC CENTRAL

DATE	OPPONENT	SCORE	W/L	ATT
Sep. 12	CINCINNATI	36-35	W	65,272
Sep. 19	CLEVELAND	26-9	W	65,904
Sep. 26	at Jacksonville	20-19	W	61,502
Oct. 3	at San Francisco	22-24	L	67,447
Oct. 10	BALTIMORE	14-11	W	65,486
Oct. 17	at New Orleans	24-21	W	51,875
Oct. 24	BYE			
Oct. 31	ST. LOUIS	24-21	W	66,415
Nov. 7	at Miami	0-17	L	74,109
Nov. 14	at Cincinnati	24-14	W	46,017
Nov. 21	PITTSBURGH	16-10	W	66,619
Nov. 28	at Cleveland	33-21	W	72,008
Dec. 5	at Baltimore	14-41	L	67,854
Dec. 9	OAKLAND	21-14	W	66,357
Dec. 19	ATLANTA	30-17	W	66,196
Dec. 26	JACKSONVILLE	41-14	W	66,641
Jan. 2	at Pittsburgh	47-36	W	48,025
Jan. 8	BUFFALO	22-16	W	66,782
Jan. 16	at Indianapolis	19-16	W	57,097
Jan. 23	at Jacksonville	33-14	W	75,206
Jan. 30	ST. LOUIS	16-23	L	72,625

* Overtime

	TITANS	OPP
Total First Downs	294	300
Rushing	109	81
Passing	167	193
Penalty	18	26
3rd Down: Made/Att	83/217	70/200
3rd Down Pct.	38.2	35.0
4th Down: Made/Att	7/12	4/14
4th Down Pct.	58.3	28.6
Possession Avg.	31:30	28:30
Total Net Yards	5296	5245
Avg. Per Game	331.0	327.8
Total Plays	1011	994
Avg. Per Play	5.2	5.3
Net Yards Rushing	1811	1550
Avg. Per Game	113.2	96.9
Total Rushes	459	383
Net Yards Passing	3485	3695
Avg. Per Game	217.8	230.9
Sacked/Yards Lost	25/137	54/305
Gross Yards	3622	4000
Att./Comp.	527/304	557/312
Completion Pct.	57.7	56.0
Had Intercepted	13	16
Punts/Average	90/42.5	80/42.9
Net Punting Avg.	90/38.1	80/37.2
Penalties/Yards	114/1069	128/1010
Fumbles/Ball Lost	17/9	39/24
Touchdowns	46	39
Rushing	19	8
Passing	23	26
Returns	4	5

BY PERIODS	1	2	3	4	OT	PTS
Titans	113	97	85	97	0	392
Opponents	44	93	103	84	0	324

SCORING	TD	RU	PA	RT	PAT	FG	S	TP
Del Greco	0	0	0	0	43/43	21/25	0	106
E. George	13	9	4	0	0	0	0	78
McNair	8	8	0	0	0	0	0	48
Dyson	4	0	4	0	0	0	0	24
Thigpen	4	0	4	0	0	0	0	24
Neal	3	1	2	0	0	0	0	18
Roan	3	0	3	0	0	0	0	18
Byrd	2	0	2	0	0	0	0	12
Wycheck	2	0	2	0	0	0	0	12
Harris	1	0	1	0	0	0	0	8
Kearse	1	0	0	1	0	0	0	6
Mason	1	0	0	1	0	0	0	6
Mitchell	1	0	0	1	0	0	0	6
Sanders	1	0	1	0	0	0	0	6
Thomas	1	1	0	0	0	0	0	6
Walker	1	0	0	1	0	0	0	6
Thornton	0	0	0	0	1	2	0	2
Titans	46	19	23	4	43/43	21/25	4	392
Opponents	39	8	26	5	33/33	15/22	2	324

2-Pt Conversions: Harris, Titans 1-3, Opponents 4-6

RUSHING	No	Yds	Avg	Lg	TD
E. George	320	1304	4.1	40	9
McNair	72	337	4.7	38	8
Thomas	43	164	3.8	22	1
Dyson	1	3	3.0	3	0
Hentrich	2	1	0.5	1	0

PASSING	Att	Cmp	Pct	Yards	Yds/Att	TD	Int	Lg	Sk/Yds	Rating
McNair	331	187	56.5	2179	6.58	12	8	65t	16/74	78.6
O'Donnell	195	116	59.5	1382	7.09	10	5	54t	9/63	87.6
Wycheck	1	1	100.0	61	61.00	1	0	61t	0/0	158.3
Titans	527	304	57.7	3622	6.87	23	13	65t	25/137	83.1
Opponents	557	312	56.0	4000	7.18	26	16	78t	54/305	82.3

Neal	2	1	0.5	1t	1
O'Donnell	19	1	0.1	4	0
Titans	459	1811	3.9	40	19
Opponents	383	1550	4.0	72	8

RECEIVING	No	Yds	Avg	Lg	TD
Wycheck	69	641	9.3	35	2
Dyson	54	658	12.2	47t	4
E. George	47	458	9.7	54t	4
Thigpen	38	648	17.1	35	4
Harris	26	297	11.4	62t	1
Sanders	20	336	16.8	48t	1
Byrd	14	261	18.6	65t	2
Roan	9	93	10.3	24t	3
Thomas	9	72	8.0	26	0
Mason	8	89	11.1	31	0
Neal	7	27	3.9	8	2
Kent	3	42	14.0	25	0
Titans	304	3622	11.9	65t	23
Opponents	312	4000	12.8	78t	26

INTERCEPTIONS	No	Yds	Avg	Lg	TD
Rolle	4	65	16.3	30	0
Sidney	3	12	4.0	7	0
Holmes	2	17	8.5	19	0
Dorsett	1	43	43.0	43	0
Mitchell	1	42	42.0	42t	1
Bowden	1	29	29.0	29	0
Walker	1	27	27.0	27	0
Fisk	1	17	17.0	17	0
Robertson	1	3	3.0	3	0
Jackson	1	2	2.0	2	0
Titans	16	257	16.1	43	1
Opponents	13	227	17.5	47t	2

PUNTING	No	Yds	Avg	Net	TB	In	Lg	B
Hentrich	90	3824	42.5	38.1	3	35	78	0
Titans	90	3824	42.5	38.1	3	35	78	0
Opponents	80	3435	42.9	37.2	5	25	72	2

PUNT RETURNS	No	FC	Yds	Avg	Lg	TD
Mason	26	15	225	8.7	65t	1
Preston TM	8	2	59	7.4	12	0
Byrd	2	0	8	4.0	8	0
S. George	1	0	18	18.0	18	0
Rolle	1	0	23	23.0	23	0
Sidney	1	0	4	4.0	4	0
Thigpen	1	0	21	21.0	21	0
Titans	40	17	358	9.0	65t	1
Opponents	45	22	335	7.4	32	0

KICKOFF RETURNS	No	Yds	Avg	Lg	TD
Mason	41	805	19.6	41	0
Preston TM	5	119	23.8	29	0
S. George	4	63	15.8	22	0
Byrd	2	16	8.0	9	0
Kent	2	24	12.0	13	0
Neal	2	15	7.5	14	0
Titans	56	1042	18.6	41	0
Opponents	76	1596	21.0	99t	2

FIELD GOALS	1-19	20-29	30-39	40-49	50+
Del Greco	1/1	8/8	7/9	4/6	1/1
Titans	1/1	8/8	7/9	4/6	1/1
Opponents	0/0	4/4	4/7	6/9	1/2

Del Greco: (50G, 33G) (35G,44N) (44G, 48G) (21G, 22G,28G) () (42N,19G) (27G) (33N) (26G) () (27G,31G, 37N) (39G,33G) () (38G,27G,43N) (30G,20G) (42G)

Opponents: (33G,38G) (41G) (42G) (39G) (44G,46G,50G) (24G,42G) (54N,38N) (43N,46G) (32N) (44N,24G) () (21G,27G) (32N,45N) (32G) () ()

SACKS
Kearse 14.5, Robinson 6.0, Ford 5.5, Thornton 4.5, Fisk 4.0, Holmes 4.0, Bowden 3.5, Evans 3.5, Rolle 3.0, Bishop 2.5, Jones 1.0, Frederick 0.5, Jackson 0.5, Robertson 0.5, Wortham 0.5

Titans 54.0, Opponents 25.0

TACKLES (Solo-Assists-Total)
Bishop (80-33-113), Robinson (84-49-113), Robertson (64-28-92), Kearse (59-26-85), Bowden (54-27-81), Wortham (50-31-81), Fisk (41-39-80), Rolle (57-13-70), Walker (47-9-56), Evans (26-28-54), Ford (26-15-41), Phenix (32-7-39), Sidney (34-5-39), Holmes (20-18-38), Thornton (23-10-33), Killens (13-12-25), Jackson (18-4-22), Colman (12-9-21), Jones (12-7-19), Dorsett (10-1-11), Frederick (2-8-10), Salave'a (4-6-10), Mitchell (6-1-7), McCullough (3-0-3)

Team Totals: 760-383-1143

USUAL STARTING LINEUP

OFFENSE
WR Kevin Dyson (87)
LT Brad Hopkins (72)
LG Bruce Matthews (74)
C Kevin Long (60)
RG Benji Olson (75)
RT Jon Runyan (69)
TE Frank Wycheck (89)
WR Yancey Thigpen (82)
QB Steve McNair (9)
RB Eddie George (27)
FB Lorenzo Neal (41)

DEFENSE
LE Jevon Kearse (90)
LT Josh Evans (91)
RT Jason Fisk (97)
RE Kenny Holmes (99)
LLB Eddie Robinson (55)
MLB Barron Wortham (82)
RLB Joe Bowden (58)
LCB Denard Walker (25)
RCB Samari Rolle (21)
SS Blaine Bishop (23)
FS Marcus Robertson (31)

SPECIALISTS
K Al Del Greco (3)
P Craig Hentrich (15)

Pro Bowl
All-Pro

GM: Floyd Reese; **Head Coach:** Jeff Fisher
Asst. Coaches: George Henshaw (asst. head coach/run game), Les Steckel (off. coord.), Gregg Williams (def. coord.), Bart Andrus (QB), O'Neill Gilbert (LB), Jerry Gray (DB), Alan Lowry (ST), Mike Munchak (OL), Jim Schwartz (def. asst.), Sherman Smith (RB), Steve Walters (WR), Jim Washburn (DL), Steve Watterson (strength & rehab.)

AMERICAN FOOTBALL CONFERENCE STANDINGS

AFC EAST	W	L	T	Pct
Indianapolis	13	3	0	.813
* Buffalo	11	5	0	.688
* Miami	9	7	0	.563
N.Y. Jets	8	8	0	.500
New England	8	8	0	.500
AFC CENTRAL				
W	L	T	Pct	
Jacksonville	14	2	0	.875
* Tennessee	13	3	0	.813
Baltimore	8	8	0	.500
Pittsburgh	6	10	0	.375
Cincinnati	4	12	0	.250
Cleveland	2	14	0	.125
AFC WEST				
W	L	T	Pct	
Seattle	9	7	0	.563
Kansas City	9	7	0	.563
Oakland	8	8	0	.500
San Diego	8	8	0	.500
Denver	6	10	0	.375

NATIONAL FOOTBALL CONFERENCE STANDINGS

NFC EAST	W	L	T	Pct
Washington	10	6	0	.625
* Dallas	8	8	0	.500
N.Y. Giants	7	9	0	.438
Arizona	6	10	0	.375
Philadelphia	5	11	0	.313
NFC CENTRAL				
W	L	T	Pct	
Tampa Bay	11	5	0	.688
* Minnesota	10	6	0	.625
* Detroit	8	8	0	.500
Green Bay	8	8	0	.500
Chicago	6	10	0	.375
NFC WEST				
W	L	T	Pct	
St. Louis	13	3	0	.813
Carolina	8	8	0	.500
Atlanta	5	11	0	.313
San Francisco	4	12	0	.250
New Orleans	3	13	0	.188

* Wild Card for Playoffs

TITANS VS. THE NFL

All-time regular season and playoff records versus 31 current NFL opponents

OPPONENT	FIRST MEETING	REGULAR SEASON			POSTSEASON			COMBINED			STREAK	LAST TIME
		HOME	AWAY	TOTAL	HOME	AWAY	TOTAL	HOME	AWAY	TOTAL		
Arizona Cardinals	1970	2-5-0	2-3-0	4-8-0	0-0	0-0	0-0	2-5-0	2-3-0	4-8-0	L3	9/12/21 at Ten, L 13-38
Atlanta Falcons	1972	5-2-0	3-5-0	8-7-0	0-0	0-0	0-0	5-2-0	3-5-0	8-7-0	W1	9/29/19 at Atl, W 24-10
Baltimore Ravens	1996	6-5-0	5-5-0	11-10-0	0-3	2-0	2-2	6-8-0	7-5-0	13-13-0	L1	1/10/21 at Ten, L 13-20
Buffalo Bills	1960	15-8-0	14-9-0	29-17-0	1-0	0-2	1-2	16-8-0	14-11-0	30-19-0	W2	10/18/21 at Ten, W 34-31
Carolina Panthers	1996	1-2-0	2-1-0	3-3-0	0-0	0-0	0-0	1-2-0	2-1-0	3-3-0	L2	11/3/19 at Car, L 20-30
Chicago Bears	1973	3-4-0	4-2-0	7-6-0	0-0	0-0	0-0	3-4-0	4-2-0	7-6-0	W2	11/8/20 at Ten, W 24-17
Cincinnati Bengals	1968	23-13-1	17-21-0	40-34-1	0-1	0-1	0-2	23-14-1	17-22-0	40-36-1	L2	1/22/21 at Ten, L 16-19
Cleveland Browns	1970	14-20-0	17-16-0	31-36-0	0-0	1-0	1-0	14-20-0	17-16-0	31-36-0	L1	12/6/20 at Ten, L 35-41
Dallas Cowboys	1970	2-5-0	5-3-0	7-8-0	0-0	0-0	0-0	2-5-0	5-3-0	7-8-0	W1	11/5/18 at Dal, W 28-14
Denver Broncos	1960	15-6-0	8-10-1	23-16-1	1-0	0-2	1-2	16-6-0	8-12-1	24-18-1	W1	9/14/20 at Den, W 16-14
Detroit Lions	1971	6-2-0	4-1-0	10-3-0	0-0	0-0	0-0	6-2-0	4-1-0	10-3-0	W6	12/20/20 at Ten, W 46-25
Green Bay Packers	1972	3-3-0	4-3-0	7-6-0	0-0	0-0	0-0	3-3-0	4-3-0	7-6-0	L1	12/27/20 at GB, L 14-40
Houston Texans	2002	12-8-0	10-10-0	22-18-0	0-0	0-0	0-0	12-8-0	10-10-0	22-18-0	W1	1/9/22 at Hou, W 28-25
Indianapolis Colts	1970	9-16-0	10-19-0	19-35-0	0-0	1-0	1-0	9-16-0	11-19-0	20-35-0	W3	10/31/21 at Ind, W 34-31
Jacksonville Jaguars	1995	18-9-0	15-12-0	33-21-0	0-0	1-0	1-0	18-9-0	16-12-0	34-21-0	W5	12/12/21 at Ten, W 20-0
Kansas City Chiefs	1960	14-10-0	10-17-0	24-27-0	0-2	1-1	1-3	14-12-0	11-18-0	25-30-0	W1	10/24/21 at Ten, W 27-3
Las Vegas Raiders	1960	15-14-0	6-12-0	21-26-0	0-0	0-4	0-4	15-14-0	6-16-0	21-30-0	W1	12/8/19 at Oak, W 42-21
Los Angeles Chargers	1960	12-9-0	3-18-1	15-27-1	1-0	2-1	3-1	13-9-0	5-19-1	18-28-1	W1	10/20/19 at Ten, W 23-20
Los Angeles Rams	1973	3-4-0	3-3-0	6-7-0	0-0	0-0	0-1*	3-4-0	3-3-0	6-8-0*	W1	11/7/21 at LAR, W 28-16
Miami Dolphins	1966	9-8-0	8-13-0	17-21-0	0-0	1-0	1-0	9-8-0	9-13-0	18-21-0	W1	1/2/22 at Ten, W 34-3
Minnesota Vikings	1974	3-2-0	2-7-0	5-9-0	0-0	0-0	0-0	3-2-0	2-7-0	5-9-0	W1	9/27/20 at Min, W 31-30
New England Patriots	1960	11-7-0	5-17-1	16-24-1	0-0	2-2	2-2	11-7-0	7-19-1	18-26-1	L1	11/28/21 at NE, L 13-36
New Orleans Saints	1971	3-4-1	6-2-0	9-6-1	0-0	0-0	0-0	3-4-1	6-2-0	9-6-1	W1	11/14/21 at TEN, W 23-21
New York Giants	1973	3-3-0	3-3-0	6-6-0	0-0	0-0	0-0	3-3-0	3-3-0	6-6-0	W1	12/16/18 at NY, W 17-0
New York Jets	1960	18-6-0	6-14-1	24-20-1	1-0	0-0	1-0	19-7-0	6-13-1	25-20-1	L1	10/3/21 at NYJ, L 24-27 OT
Philadelphia Eagles	1972	3-3-0	2-4-0	5-7-0	0-0	0-0	0-0	3-3-0	2-4-0	5-7-0	W1	9/30/18 at Ten, W 26-23 OT
Pittsburgh Steelers	1970	19-19-0	12-26-0	31-45-0	1-1	0-2	1-3	20-20-0	12-28-0	32-48-0	L4	12/19/21 at Pit, L 13-19
San Francisco 49ers	1970	3-5-0	3-4-0	6-9-0	0-0	0-0	0-0	3-5-0	3-4-0	6-9-0	W1	12/23/21 at Ten, W 20-17
Seattle Seahawks	1977	4-3-0	3-7-0	7-10-0	1-0	0-0	1-0	5-3-0	3-7-0	8-10-0	W2	9/19/21 at Sea, W 33-30
Tampa Bay Buccaneers	1976	8-0-0	2-2-0	10-2-0	0-0	0-0	0-0	8-0-0	2-2-0	10-2-0	W3	10/27/19 at Ten, W 27-23
Washington Football Team	1971	4-2-0	3-4-0	7-6-0	0-0	0-0	0-0	3-2-0	3-4-0	6-6-0	W1	12/22/18 at Ten, W 25-16

* Series vs. Los Angeles includes Super Bowl XXXIV loss in Atlanta, Ga.

^ Game played in London, U.K.

Notes: The Cardinals were previously the Phoenix Cardinals (1988-93), St. Louis Cardinals (1960-87) and Chicago Cardinals (1920-59). The Bears were previously the Decatur Staleys (1920) and Chicago Staleys (1921). The Browns did not play from 1996-98 and rejoined league as expansion team in 1999. The Colts were previously the Baltimore Colts (1953-83). The Chiefs were previously the Dallas Texans (1960-62). The Patriots were previously the Boston Patriots (1960-70). The Jets were previously the New York Titans (1960-62). The Raiders were previously the Oakland Raiders (1960-81 and 1995-2019) and the Los Angeles Raiders (1982-94). The Rams were previously the Cleveland Rams (1937-42, 1944-45) and the St. Louis Rams (1995-2015).

TEAM-BY-TEAM RESULTS

Oilers/Titans Home Stadium Dates

1960-64: Jeppesen Stadium, Houston
 1965-67: Rice Stadium, Houston
 1968-96: Astrodome, Houston
 1997: Liberty Bowl, Memphis
 1998: Vanderbilt Stadium, Nashville
 1999-Present: Nissan Stadium, Nashville

Abbreviations

AFL Champ - AFL Championship game
 AFL Div - AFL Divisional playoff game
 WC - first round playoff game (Wild Card)
 Div - Divisional playoff game
 Champ - AFC Championship game
 SB - Super Bowl XXXIV



vs. ARIZONA CARDINALS

Regular Season: 4-8 (Home 2-5, Away 2-3) • Playoffs: 0-0

Date	Site	W/L	Score
11-1-70	St.L	L	0-44
10-20-74	Hou	L	27-31
10-7-79	Hou	L	17-24
10-27-85	St.L	W	20-10
11-20-88	Hou	W	38-20
12-4-94	Hou	L	12-30
10-26-97	Ariz	W	41-14
10-23-05	Ariz	L	10-20

Date	Site	W/L	Score
11-29-09	Tenn	W	20-17
12-15-13	Tenn	L	34-37 OT
12-10-17	Ariz	L	7-12
9-12-21	Tenn	L	13-38

Points: Titans 239, Cardinals 297
Longest Win Streak: 2 (1985-88)
Longest Losing Streak: 3 (Twice, last 2013-21)
At Nissan Stadium: 1-2
At Univ. of Phoenix Stadium: 0-1



vs. ATLANTA FALCONS

Regular Season: 8-7 (Home 5-2, Away 3-5) • Playoffs: 0-0

Date	Site	W/L	Score
12-3-72	Atl	L	10-20
11-28-76	Hou	W	20-14
9-3-78	Atl	L	14-20
11-29-81	Hou	L	27-31
9-23-84	Atl	L	10-42
10-25-87	Hou	W	37-33

Date	Site	W/L	Score
9-9-90	Atl	L	27-47
12-5-93	Hou	W	33-17
10-13-96	Atl	W	23-13
12-19-99	Tenn	W	30-17
11-23-03	Atl	W	38-31
10-7-07	Tenn	W	20-13

Points: Titans 337, Falcons 341
Longest Win Streak: 5 (1993-2007)
Longest Losing Streak: 3 (1978-84)
At Nissan Stadium: 2-1
At Georgia Dome: 2-1
At Mercedes-Benz Stadium: 1-0



vs. BALTIMORE RAVENS

Regular Season: 11-10 (Home 6-5, Away 5-5) • Playoffs: 2-3 (Home 0-3, Away 2-0)

Date	Site	W/L	Score
9-15-96	Hou	W	29-13
12-22-96	Balt	W	24-21 OT
9-21-97	Tenn	L	10-36
12-14-97	Balt	L	19-21
10-11-98	Balt	W	12-8
12-6-98	Tenn	W	16-14
10-10-99	Tenn	W	14-11
12-5-99	Balt	L	14-41
10-22-00	Balt	W	14-6

Date	Site	W/L	Score
11-12-00	Tenn	L	23-24
1-7-01	Tenn	L	10-24 (Div)
10-7-01	Balt	L	7-26
11-12-01	Tenn	L	10-16
11-24-02	Balt	L	12-13
1-3-04	Balt	W	20-17 (WC)
9-18-05	Tenn	W	25-10
11-12-06	Tenn	L	26-27
10-05-08	Balt	W	13-10

Date	Site	W/L	Score
1-10-09	Tenn	L	10-13 (Div)
9-18-11	Tenn	W	26-13
11-9-14	Balt	L	7-21
11-5-17	Tenn	W	23-20
10-14-18	Tenn	L	0-21
1-11-20	Balt	W	28-12 (Div)
11-22-20	Balt	W	30-24 OT
1-10-21	Tenn	L	13-20 (WC)

Points: Titans 435, Ravens 482
Longest Win Streak: 3 (1998-99)
Longest Losing Streak: 5 (2000-02)
At Nissan Stadium: 4-7
At M&T Bank Stadium: 6-4
Series Sweeps: Titans (1996, 98); Ravens (1997, 2001)



vs. BUFFALO BILLS

Regular Season: 29-17 (Home 15-8, Away 14-9) • Playoffs: 1-2 (Home 1-0, Away 0-2)

Date	Site	W/L	Score
10-30-60	Buff	L	24-25
12-11-60	Hou	W	31-23
10-8-61	Hou	L	12-22
10-29-61	Buff	W	28-16
9-9-62	Buff	W	28-23
10-7-62	Hou	W	17-14
9-28-63	Buff	W	31-20
10-20-63	Hou	W	28-14
10-11-64	Hou	L	17-48
11-1-64	Buff	L	10-24
10-31-65	Buff	W	19-17
12-5-65	Hou	L	18-29
9-25-66	Buff	L	20-27
11-20-66	Hou	L	20-42
9-17-67	Buff	W	20-3
10-29-67	Hou	W	10-3

Date	Site	W/L	Score
10-27-68	Buff	W	30-7
12-7-68	Hou	W	35-6
9-21-69	Buff	W	17-3
10-5-69	Hou	W	28-14
12-12-71	Buff	W	20-14
11-10-74	Buff	W	21-9
9-19-76	Buff	W	13-3
10-15-78	Hou	W	17-10
9-25-83	Buff	L	13-30
11-10-85	Buff	L	0-20
12-21-86	Hou	W	16-7
9-20-87	Buff	L	30-34
1-1-89	Buff	L	10-17 (Div)
9-24-89	Hou	L	41-47 OT
11-26-90	Hou	W	27-24
12-27-92	Hou	W	27-3

Date	Site	W/L	Score
1-3-93	Buff	L	38-41 OT (WC)
10-11-93	Buff	L	7-35
9-18-94	Hou	L	7-15
12-24-95	Buff	W	28-17
11-23-97	Tenn	W	31-14
1-8-00	Tenn	W	22-16 (WC)
9-3-00	Buff	L	13-16
12-14-03	Tenn	W	28-26
12-24-06	Buff	W	30-29
11-15-09	Tenn	W	41-17
12-4-11	Buff	W	23-17
10-21-12	Buff	W	35-34
10-11-15	Tenn	L	13-14
10-7-18	Buff	L	12-13
10-6-19	Tenn	L	7-14
10-13-20	Tenn	W	42-16

Points: Titans 1,076, Bills 949
Longest Win Streak: 10 (1967-78)
Longest Losing Streak: 3 (last 2015-19)
At Nissan Stadium: 5-1 overall (1-0 post)
At Ralph Wilson Stadium: 6-7 overall (0-2 postseason)
At New Era Field: 0-1 overall
Series Sweeps: Titans (1962, 63, 67, 68, 69); Bills (1964, 66)



vs. CAROLINA PANTHERS

Regular Season: 3-3 (Home 1-2, Away 2-1) • Playoffs: 0-0

Date	Site	W/L	Score
11-24-96	Hou	L	6-31
10-19-03	Car	W	37-17
11-4-07	Tenn	W	20-7
11-13-11	Car	W	30-3
11-15-15	Tenn	L	10-27

Date	Site	W/L	Score
11-3-19	Car	L	20-30

Total Points: Titans 123, Panthers 115
Longest Win Streak: 3 (2003-11)
Longest Losing Streak: 2 (2015-19)
At Nissan Stadium: 1-1
At Bank of America Stadium: 2-1



vs. CHICAGO BEARS

Regular Season: 7-6 (Home 3-4, Away 4-2) • Playoffs: 0-0

Date	Site	W/L	Score
10-28-73	Chi	L	14-35
11-6-77	Hou	W	47-0
11-16-80	Chi	W	10-6
10-12-86	Hou	L	7-20
10-15-89	Chi	W	33-28

Date	Site	W/L	Score
12-7-92	Hou	W	24-7
10-22-95	Chi	L	32-35
10-25-98	Tenn	L	20-23
11-14-04	Tenn	L	17-19 OT
11-9-08	Chi	W	21-14

Date	Site	W/L	Score
11-4-12	Tenn	L	20-51
11-27-16	Chi	W	27-21
11-8-20	Tenn	W	24-17

Total Points: Titans 296, Bears 266
Longest Win Streak: 2 (last 1989-92)
Longest Losing Streak: 3 (1995-04)
At Nissan Stadium: 1-2
At Soldier Field: 4-2



vs. CINCINNATI BENGALS

Regular Season: 40-34-1 (Home 23-13-1, Away 17-21) • Playoffs: 0-2 (Home 0-1, Away 0-1)

Date	Site	W/L	Score
11-3-68	Cin	W	27-17
11-9-69	Hou	T	31-31
10-4-70	Cin	W	20-13
12-13-70	Hou	L	20-30
10-31-71	Hou	W	10-6
11-21-71	Cin	L	13-28
10-29-72	Cin	L	7-30
12-17-72	Hou	L	17-61
9-23-73	Cin	L	10-24
12-16-73	Hou	L	24-27
10-27-74	Cin	W	21-34
11-17-74	Hou	W	20-3
10-5-75	Hou	L	19-21
11-30-75	Cin	L	19-23
10-24-76	Hou	L	7-27
11-14-76	Cin	L	27-31
10-30-77	Cin	L	10-13 OT
12-18-77	Hou	W	21-16
10-29-78	Cin	L	13-28
11-26-78	Hou	W	17-10
9-23-79	Cin	W	30-27 OT
11-18-79	Hou	W	42-21

Date	Site	W/L	Score
9-28-80	Cin	W	13-10
10-26-80	Hou	W	23-3
10-4-81	Hou	W	17-10
11-1-81	Cin	L	21-34
9-12-82	Cin	L	6-27
1-2-83	Hou	L	27-35
11-6-83	Hou	L	14-55
11-20-83	Cin	L	10-38
10-7-84	Cin	L	3-13
10-28-84	Hou	L	13-31
10-20-85	Hou	W	27-44
12-1-85	Cin	L	27-45
10-19-86	Cin	L	28-31
11-9-86	Hou	W	32-28
11-1-87	Cin	W	31-29
12-27-87	Hou	W	21-17
10-23-88	Cin	L	21-44
12-11-88	Hou	W	41-6
11-13-89	Hou	W	26-24
12-17-89	Cin	L	7-61
10-14-90	Hou	W	48-17
12-23-90	Cin	L	20-40

Date	Site	W/L	Score
1-6-91	Cin	L	14-41 (WC)
9-8-91	Cin	W	30-7
10-27-91	Hou	W	35-3
10-11-92	Cin	W	38-24
10-25-92	Hou	W	26-10
10-24-93	Hou	W	28-12
11-14-93	Cin	W	38-3
9-25-94	Hou	W	20-13
11-13-94	Cin	L	31-34
9-24-95	Cin	W	38-28
11-12-95	Hou	L	25-32
10-6-96	Cin	W	30-27 OT
12-15-96	Hou	L	13-21
10-12-97	Tenn	W	30-7
12-4-97	Cin	L	14-41
9-6-98	Cin	W	23-14
11-18-98	Tenn	W	44-14
9-12-99	Tenn	W	36-35
11-14-99	Cin	W	24-14
10-8-00	Cin	W	23-14
12-10-00	Tenn	W	35-3
11-18-01	Cin	W	20-7

Date	Site	W/L	Score
1-6-02	Tenn	L	21-23
10-27-02	Cin	W	30-24
10-31-04	Tenn	W	27-20
10-16-05	Tenn	L	23-31
11-25-07	Cin	L	6-35
9-14-08	Cin	W	24-7
11-6-11	Tenn	L	17-24
9-21-14	Cin	L	7-33
11-12-17	Tenn	W	24-20
11-1-20	Cin	L	20-31
1-22-22	Tenn	L	16-19 (DIV)

Total Points: Titans 1,761, Bengals 1,804
Longest Win Streak: 7 (last 1998-01)
Longest Losing Streak: 7 (1981-84)
At Nissan Stadium: 4-4
At Paul Brown Stadium: 4-3
Series Sweeps: Titans (1974, 79, 80, 87, 91, 92, 93, 98, 99, 00); Bengals (1972, 73, 75, 76, 82, 83, 84)



vs. CLEVELAND BROWNS

Regular Season: 31-36 (Home 14-20, Away 17-16) • Playoffs: 1-0 (Home 0-0, Away 1-0)

Date	Site	W/L	Score
11-22-70	Clev	L	14-28
12-7-70	Hou	L	10-21
9-19-71	Clev	L	0-31
11-28-71	Hou	L	24-27
10-22-72	Hou	L	17-23
11-5-72	Clev	L	0-20
10-21-73	Clev	L	13-42
11-11-73	Hou	L	13-23
9-22-74	Clev	L	7-20
12-15-74	Hou	W	24-28
10-12-75	Clev	W	10-40
12-21-75	Hou	W	10-21
11-7-76	Hou	L	7-21
12-5-76	Clev	L	10-13
10-16-77	Hou	L	23-24
12-11-77	Clev	W	15-19
10-1-78	Clev	W	13-16
11-5-78	Hou	W	10-14
9-30-79	Hou	W	31-10
12-2-79	Clev	L	7-14

Date	Site	W/L	Score
9-15-80	Clev	W	7-16
11-30-80	Hou	L	14-17
9-13-81	Clev	W	9-3
12-3-81	Hou	W	17-13
12-26-82	Hou	L	14-20
10-30-83	Clev	L	19-25 OT
12-11-83	Hou	W	27-34
11-25-84	Clev	L	10-27
12-16-84	Hou	L	20-27
10-13-85	Hou	L	6-21
12-15-85	Clev	L	21-28
9-14-86	Hou	L	20-23
11-30-86	Clev	L	10-13 OT
10-11-87	Clev	W	15-10
11-22-87	Hou	L	7-40
11-7-88	Hou	W	24-17
12-18-88	Clev	L	23-28
12-24-88	Clev	W	24-23 (WC)
10-29-89	Clev	L	17-28
12-23-89	Hou	L	20-24

Date	Site	W/L	Score
11-18-90	Clev	W	35-23
12-9-90	Hou	W	58-14
11-17-91	Hou	W	28-24
12-15-91	Clev	W	17-14
11-8-92	Hou	L	14-24
12-20-92	Clev	W	17-14
11-21-93	Clev	W	27-20
12-12-93	Hou	W	19-17
10-13-94	Hou	L	8-11
11-27-94	Clev	L	10-34
9-17-95	Hou	L	7-14
11-5-95	Clev	W	37-10
9-19-99	Tenn	W	26-9
11-28-99	Clev	W	33-21
11-19-00	Tenn	W	24-10
12-17-00	Clev	W	24-0
12-2-01	Clev	W	31-15
12-30-01	Tenn	L	38-41
9-22-02	Tenn	L	28-31 OT
11-6-05	Clev	L	14-20

Date	Site	W/L	Score
12-7-08	Tenn	W	28-9
10-2-11	Clev	W	31-13
10-5-14	Tenn	L	28-29
9-20-15	Clev	L	14-28
10-16-16	Tenn	W	28-26
10-22-17	Clev	W	12-9
9-8-19	Clev	W	43-13
12-6-20	Tenn	L	35-41

Total Points: Titans 1,368, Browns 1,364
Longest Win Streak: 6 (1995-01)
Longest Losing Streak: 9 (1970-74)
At Nissan Stadium: 4-4
At FirstEnergy Stadium: 6-2
Series Sweeps: Titans (1975, 78, 81, 90, 91, 93, 99, 00); Browns (1970, 71, 72, 73, 76, 84, 85, 86, 89, 94)



vs. DALLAS COWBOYS

Regular Season: 7-8 (Home 2-5, Away 5-3) • Playoffs: 0-0

Date	Site	W/L	Score
12-20-70	Dal	L	10-52
11-24-74	Hou	L	0-10
11-22-79	Dal	W	30-24
12-13-82	Hou	L	7-37
9-29-85	Hou	L	10-17
11-24-88	Dal	W	25-17
11-10-91	Hou	W	26-23 OT
9-11-94	Dal	L	17-20

Date	Site	W/L	Score
11-27-97	Dal	W	27-14
12-25-00	Tenn	W	31-0
9-15-02	Dal	L	13-21
10-1-06	Tenn	L	14-45
10-10-10	Dal	W	34-27
9-14-14	Tenn	L	10-26
11-5-18	Dal	W	28-14

Total Points: Titans 282, Cowboys 347
Longest Win Streak: 2 (last 1997-00)
Longest Losing Streak: 2 (last 2002-06)
At Nissan Stadium: 1-1
At AT&T Stadium: 2-0



vs. DENVER BRONCOS

Regular Season: 23-16-1 (Home 15-6, Away 8-10-1) • Playoffs: 1-2 (Home 1-0, Away 0-2)

Date	Site	W/L	Score	Date	Site	W/L	Score	Date	Site	W/L	Score	Date	Site	W/L	Score
11-6-60	Den	W	45-25	10-1-67	Hou	W	10-6	10-6-85	Den	L	20-31	9-14-20	Den	W	16-14
11-20-60	Hou	W	20-10	11-12-67	Den	W	20-18	10-4-87	Den	W	40-10	Total Points: Titans 1,056, Broncos 947			
11-5-61	Den	W	55-13	11-17-68	Hou	W	38-17	1-10-88	Den	L	10-34 (Div)	Longest Win Streak: 5 (1962-65)			
11-26-61	Hou	W	45-14	10-26-69	Hou	W	24-21	10-6-91	Hou	W	42-14	Longest Losing Streak: 3 (1972-74, 2004-10)			
10-21-62	Den	L	10-20	11-16-69	Den	T	20-20	1-4-92	Den	L	24-26 (Div)	At Nissan Stadium: 2-2			
12-2-62	Hou	W	34-17	11-29-70	Hou	W	31-21	10-18-92	Den	L	21-27	At Empower Field at Mile High: 1-3			
9-14-63	Hou	W	14-20	9-17-72	Den	L	17-30	11-26-95	Hou	W	42-33	Series Sweeps: Titans (1960, 61, 63, 64, 67, 68); Broncos (1965)			
10-13-63	Den	W	33-24	10-14-73	Hou	L	20-48	12-25-04	Tenn	L	16-37				
9-27-64	Den	W	38-17	12-8-74	Den	L	14-38	11-19-07	Den	L	20-34				
12-20-64	Hou	W	34-15	10-10-76	Hou	W	17-3	10-3-10	Tenn	L	20-26				
10-17-65	Den	L	17-28	12-4-77	Hou	L	14-24	9-25-11	Tenn	W	17-14				
11-14-65	Hou	L	21-31	12-23-79	Hou	W	13-7 (WC)	12-8-13	Den	L	28-51				
9-3-66	Hou	W	45-7	11-2-80	Den	W	20-16	12-11-16	Ten	W	13-10				
10-2-66	Den	L	38-40	10-9-83	Hou	L	14-26	10-13-19	Den	L	0-16				



vs. DETROIT LIONS

Regular Season: 10-3 (Home 6-2, Away 4-1) • Playoffs: 0-0

Date	Site	W/L	Score	Date	Site	W/L	Score	Date	Site	W/L	Score	Total Points: Titans 351, Lions 290			
10-17-71	Hou	L	7-31	12-10-95	Hou	L	17-24	12-20-20	Ten	W	46-25	Longest Win Streak: 6 (2001-20)			
10-26-75	Hou	W	24-8	10-21-01	Det	W	27-24					Longest Losing Streak: 1 (last 1995)			
11-13-83	Hou	W	27-17	1-2-05	Tenn	W	24-19					At Nissan Stadium: 3-0			
10-5-86	Det	L	13-24	11-27-08	Det	W	47-10					At Ford Field: 2-0			
11-5-89	Hou	W	35-31	9-23-12	Tenn	W	44-41 OT								
11-26-92	Det	W	24-21	9-18-16	Det	W	16-15								



vs. GREEN BAY PACKERS

Regular Season: 7-6 (Home 3-3, Away 4-3) • Playoffs: 0-0

Date	Site	W/L	Score	Date	Site	W/L	Score	Date	Site	W/L	Score	Total Points: Titans 314, Packers 309			
11-19-72	Hou	L	10-23	12-20-98	GB	L	22-30	12-27-20	GB	L	14-40	Longest Win Streak: 3 (last 2001-08)			
9-25-77	GB	W	16-10	12-16-01	Tenn	W	26-20					Longest Losing Streak: 2 (1992-98)			
12-14-80	GB	W	22-3	10-11-04	GB	W	48-27					At Nissan Stadium: 3-0			
9-4-83	Hou	L	38-41 OT	11-02-08	Tenn	W	19-16 OT					At Lambeau Field: 4-3			
9-7-86	GB	W	31-3	12-23-12	GB	L	7-55								
12-13-92	Hou	L	14-16	11-13-16	Tenn	W	47-25								



vs. HOUSTON TEXANS

Regular Season: 22-18 (Home 12-8, Away 10-10) • Playoffs: 0-0

Date	Site	W/L	Score	Date	Site	W/L	Score	Date	Site	W/L	Score	Date	Site	W/L	Score
11-10-02	Tenn	W	17-10	12-14-08	Hou	L	12-13	11-1-15	Hou	L	6-20	1-9-22	Hou	W	28-25
12-29-02	Hou	W	13-3	9-20-09	Tenn	L	31-34	12-27-15	Tenn	L	6-34	Total Points: Titans 860, Texans 964			
10-12-03	Tenn	W	38-17	11-23-09	Hou	W	20-17	10-2-16	Hou	L	20-27	Longest Win Streak: 7 (2005-08)			
12-21-03	Hou	W	27-24	11-28-10	Hou	L	0-20	1-1-17	Tenn	W	24-17	Longest Losing Streak: 5 (2014-16)			
10-17-04	Tenn	L	10-20	12-19-10	Tenn	W	31-17	10-1-17	Hou	L	14-57	At Nissan Stadium: 12-8			
11-28-04	Hou	L	21-31	10-23-11	Tenn	L	7-41	12-3-17	Tenn	W	24-13	At NRG Stadium: 10-10			
10-9-05	Hou	W	34-20	1-1-12	Hou	W	23-22	9-16-18	Tenn	W	20-17	Series Sweeps: Titans (2002, 03, 05, 06, 07, 20); Texans (2004, 12, 14, 15)			
12-11-05	Tenn	W	13-10	9-30-12	Hou	L	14-38	11-26-18	Hou	L	17-34				
10-29-06	Tenn	W	28-22	12-2-12	Tenn	L	10-24	12-15-19	Tenn	L	21-24				
12-10-06	Hou	W	26-20 OT	9-15-13	Hou	L	24-30 OT	12-29-19	Hou	W	35-14				
10-21-07	Hou	W	38-36	12-29-13	Tenn	W	16-10	10-18-20	Tenn	W	42-36 OT				
12-2-07	Tenn	W	28-20	10-26-14	Tenn	L	16-30	1-3-21	Hou	W	41-38				
9-21-08	Tenn	W	31-12	11-30-14	Hou	L	21-45	11-21-21	Tenn	L	13-22				



vs. INDIANAPOLIS COLTS

Regular Season: 19-35 (Home 9-16, Away 10-19) • Playoffs: 1-0 (Home 0-0, Away 1-0)

Date	Site	W/L	Score	Date	Site	W/L	Score	Date	Site	W/L	Score	Date	Site	W/L	Score
10-11-70	Hou	L	20-24	12-7-03	Tenn	L	27-29	12-9-12	Ind	L	23-27	10-31-21	Ind	W	34-31 OT
11-4-73	Balt	W	31-27	9-19-04	Tenn	L	17-31	11-14-13	Tenn	L	27-30	Total Points: Titans 1,128, Colts 1,511			
11-1-76	Balt	L	14-38	12-5-04	Ind	L	24-51	12-1-13	Ind	L	14-22	Longest Win Streak: 3 (current; last 1999-02)			
10-14-79	Balt	W	28-16	10-2-05	Tenn	L	10-31	9-28-14	Ind	L	17-41	Longest Losing Streak: 11 (2011-16)			
9-21-80	Hou	W	21-16	12-4-05	Ind	L	3-35	12-28-14	Tenn	L	10-27	At Nissan Stadium: 6-14			
12-18-83	Balt	L	10-20	10-8-06	Ind	L	13-14	9-27-15	Tenn	L	33-35	At RCA Dome: 5-8			
9-9-84	Hou	L	21-35	12-3-06	Tenn	W	20-17	1-3-16	Ind	L	24-30	At Lucas Oil Stadium: 4-10			
12-22-85	Ind	L	16-34	9-16-07	Tenn	L	20-22	10-23-16	Tenn	L	26-34	Series Sweeps: Titans (2002, 17, 21); Colts (2003, 04, 05, 09, 10, 12, 13, 14, 15, 16, 18)			
11-23-86	Hou	W	31-17	12-30-07	Ind	W	16-10	11-20-16	Ind	L	17-24				
11-29-87	Ind	L	27-51	10-27-08	Tenn	W	31-21	10-16-17	Tenn	W	36-22				
9-4-88	Ind	W	17-14 OT	12-28-08	Ind	L	0-23	11-26-17	Ind	W	20-16				
9-23-90	Hou	W	24-10	10-11-09	Tenn	L	9-31	11-18-18	Ind	L	10-38				
9-13-92	Ind	W	20-10	12-06-09	Ind	L	17-27	12-30-18	Tenn	L	17-33				
9-4-94	Ind	L	21-45	12-9-10	Tenn	L	28-30	9-15-19	Tenn	L	17-19				
1-16-00	Ind	W	19-16 (Div)	1-2-11	Ind	L	20-23	12-1-19	Ind	W	31-17				
11-3-02	Ind	W	23-15	10-30-11	Tenn	W	27-10	11-12-20	Tenn	L	17-34				
12-8-02	Tenn	W	27-17	12-18-11	Ind	L	13-27	11-29-20	Ind	W	45-26				
9-14-03	Ind	L	7-33	10-28-12	Tenn	L	13-19 OT	9-26-21	Tenn	W	25-16				



vs. JACKSONVILLE JAGUARS Regular Season: 33-21 (Home 18-9, Away 15-12) • Playoffs: 1-0 (Home 0-0, Away 1-0)

Date	Site	W/L	Score	Date	Site	W/L	Score	Date	Site	W/L	Score	Date	Site	W/L	Score
9-3-95	Jax	W	10-3	10-28-03	Jax	W	30-17	12-24-11	Tenn	W	23-17	9-20-20	Tenn	W	33-30
10-1-95	Hou	L	17-16	11-16-03	Tenn	W	10-3	11-25-12	Jax	L	19-24	12-13-20	Jax	W	31-10
9-8-96	Jax	W	34-27	9-26-04	Tenn	L	15-12	12-30-12	Tenn	W	38-20	10-10-21	Jax	W	37-19
12-8-96	Hou	L	17-23	11-21-04	Jax	W	18-15	11-10-13	Tenn	L	27-29	12-12-21	Tenn	W	20-0
11-2-97	Tenn	L	24-30	11-20-05	Tenn	L	28-31	12-22-13	Jax	W	20-16	Total Points: Titans 1,198, Jaguars 1,016			
11-16-97	Jax	L	9-17	1-1-06	Jax	L	13-40	10-12-14	Tenn	W	16-14	Longest Win Streak: 5 (2019-present; last 2001-03)			
9-27-98	Tenn	L	22-27	11-5-06	Jax	L	7-37	12-18-14	Jax	L	13-21	Longest Losing Streak: 4 (1996-98)			
12-13-98	Jax	W	16-13	12-17-06	Tenn	W	24-17	11-19-15	Jax	L	13-19	At Nissan Stadium: 18-5			
9-26-99	Jax	W	20-19	9-9-07	Jax	W	13-10	12-6-15	Tenn	W	42-39	At TIAA Bank Field: 16-12			
12-26-99	Tenn	W	41-14	11-11-07	Tenn	L	13-28	10-27-16	Tenn	W	36-22	Series Sweeps: Titans (1999, 02, 08, 17, 18, 20, 21); Jaguars (1997, 05)			
1-23-00	Jax	W	33-14 (Champ)	9-7-08	Tenn	W	17-10	12-24-16	Jax	L	17-38				
10-16-00	Tenn	W	27-13	11-16-08	Jax	W	24-14	9-17-17	Jax	W	37-16				
11-26-00	Jax	L	13-16	10-4-09	Jax	L	17-37	12-31-17	Tenn	W	15-10				
9-23-01	Jax	L	6-13	11-1-09	Tenn	W	30-13	9-23-18	Jax	W	9-6				
11-4-01	Tenn	W	28-24	10-18-10	Jax	W	30-3	12-6-18	Tenn	W	30-9				
10-13-02	Tenn	W	23-14	12-5-10	Tenn	L	6-17	9-19-19	Jax	L	7-20				
12-22-02	Jax	W	28-10	9-11-11	Jax	L	14-16	11-24-19	Tenn	W	42-20				



vs. KANSAS CITY CHIEFS Regular Season: 24-27 (Home 14-10, Away 10-17) • Playoffs: 1-3 (Home 0-2, Away 1-1)

Date	Site	W/L	Score	Date	Site	W/L	Score	Date	Site	W/L	Score	Date	Site	W/L	Score
10-16-60	Hou	W	20-10	10-22-67	KC	W	24-19	11-03-85	Hou	W	23-20	12-26-10	KC	L	14-34
12-04-60	Dal	L	0-24	9-09-68	Hou	L	21-26	9-21-86	KC	L	13-27	10-6-13	Tenn	L	17-26
10-01-61	Dal	L	21-26	11-28-68	KC	L	10-24	10-09-88	Hou	W	7-6	9-7-14	KC	W	26-10
10-22-61	Hou	W	38-7	10-12-69	KC	L	0-24	11-26-89	KC	L	0-34	12-18-16	KC	W	19-17
10-28-62	Hou	L	7-31	11-08-70	KC	L	9-24	12-16-90	KC	W	27-10	1-6-18	KC	W	22-21 (WC)
11-04-62	Dal	W	14-6	9-26-71	Hou	L	16-20	9-16-91	Hou	W	17-7	11-10-19	Tenn	W	35-32
12-23-62	Hou	L	17-20 (AFL Champ)	11-18-73	KC	L	14-38	9-20-92	Hou	W	23-20	1-19-20	KC	L	24-35 (Champ)
10-06-63	KC	L	7-28	9-29-74	Hou	L	7-17	9-12-93	Hou	W	30-0	10-24-21	Tenn	W	27-3
10-27-63	Hou	W	28-7	11-02-75	KC	W	17-13	1-16-94	Hou	L	20-28 (Div)	Total Points: Titans 1,029, Chiefs 1,188			
10-04-64	KC	L	7-28	11-27-77	Hou	W	34-20	12-18-94	KC	L	9-31	Longest Win Streak: 4 (last 2014-19)			
11-22-64	Hou	L	19-28	9-10-78	KC	W	20-17	11-19-95	KC	L	13-20	Longest Losing Streak: 7 (1968-74)			
10-24-65	Hou	W	38-36	9-16-79	Hou	W	20-6	9-01-96	Hou	L	19-20	At Nissan Stadium: 3-2			
11-28-65	KC	L	21-52	10-12-80	KC	L	20-21	9-10-00	Ten	W	17-14	At Arrowhead Stadium: 9-9			
10-30-66	KC	L	23-48	11-15-81	KC	L	10-23	12-13-04	Ten	L	38-49				
9-09-67	Hou	L	20-25	10-23-83	Hou	L	10-13	12-16-07	KC	W	26-17				
				11-11-84	KC	W	17-16	10-19-08	KC	W	34-10				



vs. LAS VEGAS RAIDERS Regular Season: 21-26 (Home 15-14, Away 6-12) • Playoffs: 0-4 (Home 0-0, Away 0-4)

Date	Site	W/L	Score	Date	Site	W/L	Score	Date	Site	W/L	Score	Date	Site	W/L	Score
9-11-60	Oak	W	37-22	9-29-68	Hou	L	15-24	11-19-89	Hou	W	23-7	12-8-19	Oak	W	42-21
9-25-60	Hou	L	13-14	9-14-69	Oak	L	17-21	9-1-91	Hou	W	47-17	Total Points: Titans 1,153, Raiders 1,221			
9-9-61	Hou	W	55-0	12-21-69	Oak	L	7-56 (AFL Div)	10-30-94	LA	L	14-17	Longest Win Streak: 4 (1961-62)			
12-17-61	Oak	W	47-16	11-14-71	Oak	L	21-41	8-31-97	Tenn	W	24-21 OT	Longest Losing Streak: 9 (1966-73)			
11-11-62	Oak	W	28-20	10-9-72	Hou	L	0-34	12-9-99	Tenn	W	21-14	At Nissan Stadium: 4-4			
12-9-62	Hou	W	32-17	12-2-73	Hou	L	6-17	12-22-01	Oak	W	13-10	At Oakland Alameda Coliseum: 3-11			
9-7-63	Hou	L	13-24	12-14-75	Hou	W	27-26	9-29-02	Oak	L	25-52	At Allegiant Stadium: 0-0			
12-22-63	Oak	L	49-52	9-26-76	Hou	L	13-14	1-19-03	Oak	L	24-41 (Champ)	Series Sweeps: Titans (1961,62); Raiders (1963, 65)			
9-19-64	Hou	W	42-28	11-13-77	Oak	L	29-34	9-7-03	Tenn	W	25-20				
11-15-64	Oak	L	10-20	10-8-78	Oak	L	17-21	12-19-04	Oak	L	35-40				
9-26-65	Oak	L	17-21	11-11-79	Hou	W	31-17	10-30-05	Tenn	L	25-34				
11-7-65	Hou	L	21-33	12-28-80	Oak	L	7-27 (WC)	10-28-07	Tenn	W	13-9				
9-10-66	Hou	W	31-0	11-8-81	Hou	W	17-16	9-12-10	Tenn	W	38-13				
11-6-66	Oak	L	23-38	9-11-83	LA	L	6-20	11-24-13	Oak	W	23-19				
12-10-67	Hou	L	7-19	9-2-84	Hou	L	14-24	11-29-15	Tenn	L	21-24				
12-31-67	Oak	L	7-40 (AFL Champ)	10-26-86	Hou	L	17-28	9-25-16	Tenn	L	10-17				
				9-11-88	Hou	W	38-35	9-10-17	Tenn	L	16-26				

 vs. LOS ANGELES CHARGERS Regular Season: 15-27-1 (Home 12-9, Away 3-18-1) • Playoffs: 3-1 (Home 1-0, Away 2-1)

Date	Site	W/L	Score	Date	Site	W/L	Score	Date	Site	W/L	Score	Total Points:
9-18-60	Hou	W	38-28	9-24-67	SD	L	3-13	9-30-90	SD	W	17-7	Titans 1,001, Chargers 1,158
11-13-60	LA	L	21-24	12-16-67	Hou	W	17-24	9-27-92	Hou	W	27-0	Longest Win Streak: 4 (1961-62, 1987-92)
1-1-61	Hou	W	24-16 (AFL Champ)	9-21-68	SD	L	14-30	9-19-93	SD	L	17-18	Longest Losing Streak: 9 (1993-2012)
9-24-61	SD	L	24-34	11-27-69	Hou	L	17-21	9-13-98	Tenn	L	7-13	At Nissan Stadium: 2-2
12-3-61	Hou	W	33-13	10-25-70	SD	T	31-31	10-3-04	SD	L	17-38	At Qualcomm Stadium: 3-13-1
12-24-61	SD	W	10-3 (AFL Champ)	12-19-71	Hou	W	49-33	9-17-06	SD	L	7-40	At StubHub Center: 0-0
9-23-62	SD	W	42-17	11-26-72	SD	L	20-34	12-9-07	Tenn	L	17-23 OT	At SoFi Stadium: 0-0
11-25-62	Hou	W	33-27	9-15-74	Hou	W	21-14	1-6-08	SD	L	6-17 (WC)	*At Wembley Stadium: 0-1
12-1-63	SD	L	0-27	9-28-75	Hou	W	33-17	12-25-09	Tenn	L	17-42	Series Sweeps: Titans (1962); Chargers (1963, 64, 65)
12-15-63	Hou	L	14-20	10-17-76	SD	L	27-30	10-31-10	SD	L	25-33	
9-12-64	SD	L	21-27	12-17-78	Hou	L	24-45	9-16-12	SD	L	10-38	
10-25-64	Hou	L	17-20	12-29-79	SD	W	17-14 (Div)	9-22-13	Tenn	W	20-17	
10-3-65	SD	L	14-31	9-16-84	SD	L	14-31	11-6-16	SD	L	35-43	
12-12-65	Hou	L	26-37	11-24-85	Hou	W	37-35	10-21-18	LA*	L	19-20	
12-4-66	Hou	L	22-28	12-7-86	SD	L	0-27	10-20-19	Tenn	W	23-20	
				12-6-87	Hou	W	33-18					
				9-17-89	SD	W	34-27					

 vs. LOS ANGELES RAMS Regular Season: 6-7 (Home 3-4, Away 3-3) • Playoffs: 0-1 (Neutral Site 0-1)

Date	Site	W/L	Score	Date	Site	W/L	Score	Total Points:
10-7-73	Hou	L	26-31	10-31-99	Tenn	W	24-21	Titans 314, Rams 285
9-24-78	Hou	L	6-10	1-30-00	Atl	L	16-23 (SB 34)	Longest Win Streak: 2 (2009-13)
9-6-81	LA	W	27-20	9-25-05	St.L	L	27-31	Longest Losing Streak: 2 (last 2000-05)
12-9-84	LA	L	16-27	12-13-09	Tenn	W	47-7	At Nissan Stadium: 2-1
9-13-87	Hou	W	20-16	11-3-13	StL	W	28-21	At Edward Jones Dome: 1-1
11-4-90	LA	L	13-17	12-24-17	Tenn	L	27-23	At L.A. Memorial Coliseum: 0-0
9-26-93	Hou	L	28-13	11-7-21	LAR	W	28-16	At SoFi Stadium: 1-0

 vs. MIAMI DOLPHINS Regular Season: 17-21 (Home 9-8, Away 8-13) • Playoffs: 1-0 (Home 0-0, Away 1-0)

Date	Site	W/L	Score	Date	Site	W/L	Score	Date	Site	W/L	Score	Total Points:
10-23-66	Hou	L	13-20	12-24-78	Mia	W	17-9 (WC)	9-9-01	Tenn	L	23-31	Titans 746, Dolphins 722
12-18-66	Mia	L	28-29	11-5-79	Mia	W	9-6	11-9-03	Tenn	W	31-7	Longest Win Streak: 3 (1967-68, 78-79)
12-3-67	Hou	W	17-14	9-20-81	Hou	L	10-16	9-11-04	Mia	W	17-7	Longest Losing Streak: 5 (1992-01)
12-23-67	Mia	W	41-10	12-4-83	Hou	L	17-24	12-24-05	Mia	L	10-24	At Nissan Stadium: 3-2
9-14-68	Mia	W	24-10	10-14-84	Mia	L	10-28	9-24-06	Mia	L	10-13	At Hard Rock Stadium: 4-8
10-6-68	Hou	L	7-24	9-8-85	Hou	W	26-23	12-20-09	Tenn	W	27-24 OT	Series Sweeps: Titans (1967, 69); Dolphins (1966)
9-28-69	Hou	W	22-10	11-2-86	Mia	L	7-28	11-14-10	Mia	L	17-29	
11-23-69	Mia	W	32-7	10-1-89	Hou	W	39-7	11-11-12	Mia	W	37-3	
9-27-70	Hou	L	10-20	10-20-91	Mia	W	17-13	10-18-15	Tenn	L	10-38	
9-24-72	Mia	L	13-34	11-22-92	Mia	L	16-19	10-9-16	Mia	W	30-17	
11-16-75	Hou	W	20-19	11-17-96	Hou	L	20-23	10-8-17	Mia	L	10-16	
10-2-77	Mia	L	7-27	9-7-97	Mia	L	13-16 OT	9-9-18	Mia	L	20-27	
11-20-78	Hou	W	35-30	11-7-99	Mia	L	0-17	1-2-22	Tenn	W	34-3	

 vs. MINNESOTA VIKINGS Regular Season: 5-9 (Home 3-2, Away 2-7) • Playoffs: 0-0

Date	Site	W/L	Score	Date	Site	W/L	Score	Date	Site	W/L	Score	Total Points:
10-13-74	Min	L	10-51	10-8-95	Min	L	17-23	9-11-16	Ten	L	16-25	Titans 219, Vikings 350
12-21-80	Hou	W	20-16	12-26-98	Tenn	L	16-26	9-27-20	Min	W	31-30	Longest Win Streak: 1 (last 2020)
10-16-83	Min	L	14-34	12-9-01	Min	L	24-42					Longest Losing Streak: 4 (1995-04)
12-14-86	Hou	W	23-10	10-24-04	Min	L	3-20					At Nissan Stadium: 1-0
9-10-89	Min	L	7-38	9-28-08	Tenn	W	30-17					At Metrodome: 1-6
11-15-92	Min	W	17-13	10-7-12	Min	L	7-30					At U.S. Bank Stadium: 1-0

 vs. NEW ENGLAND PATRIOTS Regular Season: 16-24-1 (Home 11-7, Away 5-17-1) • Playoffs: 2-2 (Home 0-0, Away 2-2)

Date	Site	W/L	Score	Date	Site	W/L	Score	Date	Site	W/L	Score	Date	Site	W/L	Score	Total Points:
11-25-60	NE	W	24-10	11-5-67	NE	L	7-18	10-18-87	Hou	L	7-21	11-11-18	Tenn	W	34-10	Titans 904, Patriots 1,118
12-18-60	Hou	W	37-21	11-26-67	Hou	W	27-6	9-25-88	Hou	W	31-6	1-4-20	NE	W	20-13 (WC)	Longest Win Streak: 4 (1975-80)
10-13-61	NE	T	31-31	10-13-68	NE	W	16-0	10-8-89	NE	L	13-23	11-28-21	NE	L	13-36	Longest Losing Streak: 6 (2003-15)
11-12-61	Hou	W	27-15	12-15-68	Hou	W	45-17	9-22-91	NE	L	20-24	At Nissan Stadium: 2-2				
9-16-62	NE	L	21-34	11-2-69	NE	L	0-24	10-17-93	NE	W	28-14	At Gillette Stadium: 1-6				
11-18-62	Hou	W	21-17	12-14-69	Hou	W	23-27	9-20-98	NE	L	16-27	Series Sweeps: Titans (1960, 68); Patriots (1963, 64, 66)				
11-1-63	NE	L	3-45	11-7-71	NE	L	20-28	12-16-02	Tenn	W	24-7					
12-8-63	Hou	L	28-46	11-25-73	Hou	L	0-32	10-5-03	NE	L	30-38					
11-6-64	NE	L	24-25	9-21-75	NE	W	7-0	1-10-04	NE	L	14-17 (Div)					
11-29-64	Hou	L	17-34	11-12-78	NE	W	26-23	12-31-06	Tenn	L	23-40					
9-19-65	Hou	W	10-31	12-31-78	NE	W	31-14 (Div)	10-18-09	NE	L	0-59					
12-18-65	NE	L	14-42	11-10-80	Hou	W	38-34	9-9-12	Tenn	L	13-34					
9-25-66	NE	L	21-27	10-18-81	NE	L	10-38	12-20-15	NE	L	16-33					
11-13-66	Hou	L	14-38	11-28-82	NE	L	21-29	1-13-18	NE	L	14-35 (Div)					

 **vs. NEW ORLEANS SAINTS** Regular Season: 9-6-1 (Home 3-4-1, Away 6-2) • Playoffs: 0-0

Date	Site	W/L	Score	Date	Site	W/L	Score	Date	Site	W/L	Score	Total Points:
10-3-71	Hou	T	13-13	10-21-90	Hou	W	23-10	12-11-11	Tenn	L	17-22	Titans 364, Saints 342
10-3-76	NO	W	31-26	9-5-93	NO	L	21-33	11-8-15	NO	W	34-28 OT	Longest Win Streak: 4 (1996-07)
12-10-78	NO	W	17-12	11-10-96	NO	W	31-14	12-22-19	Tenn	L	28-38	Longest Losing Streak: 3 (1981-87)
11-22-81	Hou	L	24-27	10-17-99	NO	W	24-21	11-14-21	Tenn	W	23-21	At Nissan Stadium: 2-2
9-30-84	Hou	L	10-27	9-21-03	Tenn	W	27-12					At Superdome: 6-2
12-13-87	NO	L	10-24	9-24-07	NO	W	31-14					

 **vs. NEW YORK GIANTS** Regular Season: 6-6 (Home 3-3, Away 6-3) • Playoffs: 0-0

Date	Site	W/L	Score	Date	Site	W/L	Score	Date	Site	W/L	Score	Total Points:
9-16-73	NY	L	14-34	11-9-97	Tenn	W	10-6	12-7-14	Tenn	L	7-36	Titans 219, Giants 239
12-5-82	NY	L	14-17	10-1-00	Tenn	W	28-14	12-16-18	NY	W	17-0	Longest Win Streak: 5 (1997-10)
12-8-85	Hou	L	14-35	12-1-02	NY	W	32-29 OT					Longest Losing Streak: 5 (1973-94)
12-21-91	NY	L	20-24	11-26-06	Tenn	W	24-21					At Nissan Stadium: 2-1
11-21-94	Hou	L	10-13	9-26-10	NY	W	29-10					At Giants Stadium: 1-2
												At MetLife Stadium: 2-0

 **vs. NEW YORK JETS** Regular Season: 24-20-1 (Home 18-7, Away 6-13-1) • Playoffs: 1-0 (Home 1-0, Away 0-0)


Date	Site	W/L	Score	Date	Site	W/L	Score	Date	Site	W/L	Score	Date	Site	W/L	Score	Total Points:
10-9-60	Hou	W	27-21	10-15-67	NY	T	28-28	10-13-91	NY	W	23-20	12-14-14	Tenn	L	11-16	Titans 1,072, Jets 971
10-23-60	NY	W	42-28	10-20-68	Hou	L	14-20	12-29-91	Hou	W	17-10 (WC)	12-13-15	NYJ	L	8-30	Longest Win Streak: 6 (last 1991-96)
11-19-61	Hou	W	49-13	11-10-68	NY	L	7-26	1-2-94	Hou	W	24-0	12-2-18	Tenn	W	26-22	Longest Losing Streak: 4 (1968-69)
12-10-61	NY	W	48-21	10-20-69	NY	L	17-26	12-24-94	Hou	W	24-10	10-3-21	NYJ	L	24-27 OT	At Nissan Stadium: 4-3
10-14-62	Hou	W	56-17	12-6-69	Hou	L	26-34	12-17-95	Hou	W	23-6					At Giants Stadium: 2-3
12-15-62	NY	W	44-10	10-1-72	Hou	W	26-20	12-1-96	NY	W	35-10					At MetLife Stadium: 0-2
9-22-63	NY	L	17-24	11-3-74	NY	W	27-22	11-22-98	Tenn	L	3-24					Series Sweeps: Titans (1960, 61, 62); Jets (1968, 69)
11-10-63	Hou	W	31-27	9-18-77	Hou	W	20-0	12-1-03	NY	L	17-24					
10-17-64	NY	L	21-24	10-28-79	Hou	W	27-24	9-10-06	Tenn	L	16-23					
12-13-64	Hou	W	33-17	11-23-80	NY	L	28-31 OT	12-23-07	Tenn	W	10-6					
9-12-65	Hou	W	27-21	9-27-81	NY	L	17-33	11-23-08	Tenn	L	13-34					
11-21-65	NY	L	14-41	11-18-84	Hou	W	31-20	9-27-09	NY	L	17-24					
9-18-66	NY	L	13-52	9-18-88	NY	L	3-45	12-17-12	Tenn	W	14-10					
10-16-66	Hou	W	24-0	10-28-90	Hou	L	12-17	10-6-13	Tenn	W	38-13					


 **vs. PHILADELPHIA EAGLES** Regular Season: 5-7 (Home 3-3, Away 2-4) • Playoffs: 0-0


Date	Site	W/L	Score	Date	Site	W/L	Score	Date	Site	W/L	Score	Total Points:
11-12-72	Hou	L	17-18	10-24-94	Phil	L	6-21	11-23-14	Phil	L	24-43	Titans 246, Eagles 280
12-16-79	Hou	L	20-26	12-3-00	Phil	W	15-13	9-30-18	Ten	W	26-23	Longest Win Streak: 4 (2000-10)
12-19-82	Phil	L	14-35	9-8-02	Tenn	W	27-24					Longest Losing Streak: 6 (1972-94)
10-2-88	Phil	L	23-32	11-19-06	Phil	W	31-13					At Nissan Stadium: 3-0
12-2-91	Hou	L	6-13	10-24-10	Tenn	W	37-19					At Lincoln Financial Field: 1-1


 **vs. PITTSBURGH STEELERS** Regular Season: 31-45 (Home 19-19, Away 12-26) • Playoffs: 1-3 (Home 1-1, Away 0-2)

Date	Site	W/L	Score	Date	Site	W/L	Score	Date	Site	W/L	Score	Date	Site	W/L	Score	Total Points:
9-20-70	Pitt	W	19-7	12-4-80	Hou	W	6-0	9-6-92	Hou	L	24-29	9-11-05	Pitt	L	7-34	Titans 1,406, Steelers 1,710
10-18-70	Hou	L	3-7	10-26-81	Pitt	L	13-26	11-1-92	Pitt	L	20-21	12-21-08	Tenn	W	31-14	Longest Win Streak: 7 (1997-00)
10-24-71	Pitt	L	16-23	12-20-81	Hou	W	21-20	11-28-93	Hou	W	23-3	9-10-09	Pitt	L	10-13 OT	Longest Losing Streak: 5 (last 1994-96)
12-5-71	Hou	W	29-3	11-21-82	Hou	L	10-24	12-19-93	Pitt	W	26-17	9-19-10	Tenn	L	11-19	At Nissan Stadium: 6-4
10-15-72	Pitt	L	7-24	9-18-83	Hou	L	28-40	10-3-94	Pitt	L	14-30	10-9-11	Pitt	L	17-38	At Heinz Field: 2-6
12-10-72	Hou	L	3-9	10-2-83	Pitt	L	10-17	11-6-94	Hou	L	9-12 OT	10-11-12	Tenn	W	26-23	Series Sweeps: Titans (1987, 89, 93, 98, 99, 00); Steelers (1972, 73, 75, 76, 83, 85, 86, 92, 94, 95, 01)
9-30-73	Hou	L	7-36	11-4-84	Pitt	L	7-35	9-10-95	Hou	L	17-34	9-8-13	Pit	W	16-9	
12-9-73	Pitt	L	7-33	12-2-84	Hou	W	23-20 OT	12-3-95	Pitt	L	7-21	11-17-14	Tenn	L	24-27	
10-6-74	Hou	L	7-13	9-22-85	Pitt	L	0-20	9-29-96	Pitt	L	16-30	11-16-17	Pit	L	17-40	
12-1-74	Pitt	W	13-10	11-17-85	Hou	L	7-30	10-20-96	Hou	W	23-13	10-25-20	Tenn	L	24-27	
11-9-75	Pitt	L	17-24	9-28-86	Hou	L	16-22 OT	9-28-97	Pitt	L	24-37	12-19-21	Pit	L	13-19	
11-24-75	Hou	L	9-32	11-16-86	Pitt	L	10-21	12-21-97	Tenn	W	16-6					
11-21-76	Pitt	L	16-32	11-15-87	Pitt	W	23-3	11-1-98	Pitt	W	41-31					
12-11-76	Hou	L	0-21	12-20-87	Hou	W	24-16	11-15-98	Tenn	W	23-14					
10-9-77	Hou	W	27-10	10-16-88	Pitt	W	34-14	11-21-99	Tenn	W	16-10					
10-23-77	Pitt	L	10-27	12-4-88	Hou	L	34-37	1-2-00	Pitt	W	47-36					
10-23-78	Pitt	W	24-17	10-22-89	Hou	W	27-0	9-24-00	Pitt	W	23-20					
12-3-78	Hou	L	3-13	12-3-89	Pitt	W	23-16	11-5-00	Tenn	W	9-7					
1-7-79	Pitt	L	5-34 (Champ)	12-31-89	Hou	L	26-23 OT (WC)	10-29-01	Pitt	L	7-34					
9-9-79	Pitt	L	7-38	9-16-90	Pitt	L	9-20	11-25-01	Tenn	L	24-34					
12-10-79	Hou	W	20-17	12-30-90	Hou	W	34-14	11-17-02	Tenn	W	31-23					
1-6-80	Pitt	L	13-27 (Champ)	11-24-91	Pitt	L	14-26	1-11-03	Tenn	W	34-31 OT (Div)					
9-7-80	Pitt	L	17-31	12-8-91	Hou	W	31-6	9-28-03	Pitt	W	30-13					

 vs. SAN FRANCISCO 49ERS				Regular Season: 6-9 (Home 3-5, Away 3-4) • Playoffs: 0-0								
Date	Site	W/L	Score	Date	Site	W/L	Score	Date	Site	W/L	Score	Total Points: Titans 303, 49ers 338 Longest Win Streak: 2 (1975-78, 2005-09) Longest Losing Streak: 4 (1981-90) At Nissan Stadium: 2-1 At Candlestick Park: 3-3 At Levi's Stadium: 0-1
11-15-70	Hou	L	20-30	10-7-90	Hou	L	21-24	10-20-13	Tenn	L	17-31	
12-7-75	SF	W	27-13	12-25-93	SF	W	10-7	12-17-17	SF	L	23-25	
9-17-78	Hou	W	20-19	10-27-96	Hou	L	9-10	12-23-21	Tenn	W	20-17	
12-13-81	SF	L	6-28	10-3-99	SF	L	22-24					
10-21-84	Hou	L	21-34	11-27-05	Tenn	W	33-22					
11-8-87	SF	L	20-27	11-8-09	SF	W	34-27					

 vs. SEATTLE SEAHAWKS				Regular Season: 7-10 (Home 4-3, Away 3-7) • Playoffs: 1-0 (Home 1-0, Away 0-0)								
Date	Site	W/L	Score	Date	Site	W/L	Score	Date	Site	W/L	Score	Total Points: Titans 363, Seahawks 375 Longest Win Streak: 3 (1981-87) Longest Losing Streak: 5 (1994-05) At Nissan Stadium: 1-1 At CenturyLink Field: 1-1 At Lumen Field: 1-0
11-20-77	Sea	W	22-10	11-13-88	Sea	L	24-27	11-29-98	Sea	L	18-20	
10-21-79	Sea	L	14-34	12-2-90	Sea	L	10-13 OT	12-18-05	Tenn	L	24-28	
10-5-80	Hou	L	7-26	11-7-93	Hou	W	24-14	1-3-10	Sea	W	17-13	
10-11-81	Hou	W	35-17	12-11-94	Hou	L	14-16	10-13-13	Sea	L	13-20	
9-19-82	Hou	W	23-21	11-3-96	Sea	L	16-23	9-24-17	Tenn	W	33-27	
1-3-88	Hou	W	23-20 OT (WC)	10-5-97	Sea	L	13-16	9-19-21	Sea	W	33-30 (OT)	

 vs. TAMPA BAY BUCCANEERS				Regular Season: 10-2 (Home 8-0, Away 2-2) • Playoffs: 0-0				
Date	Site	W/L	Score	Date	Site	W/L	Score	Total Points: Titans 300, Buccaneers 201 Longest Win Streak: 5 (1989-03) Longest Losing Streak: 1 (1983, 2007) At Nissan Stadium: 4-0 At Raymond James Stadium: 2-1
9-12-76	Hou	W	20-0	10-14-01	Tenn	W	31-28 OT	
10-19-80	Hou	W	20-14	12-28-03	Tenn	W	33-13	
11-27-83	TB	L	24-33	10-14-07	TB	L	10-13	
12-10-89	Hou	W	20-17	11-27-11	Tenn	W	23-17	
10-29-95	Hou	W	19-7	9-13-15	TB	W	42-14	
11-8-98	TB	W	31-22	10-27-19	Tenn	W	27-23	

 vs. WASHINGTON FOOTBALL TEAM				Regular Season: 7-6 (Home 4-2, Away 3-4) • Playoffs: 0-0								
Date	Site	W/L	Score	Date	Site	W/L	Score	Date	Site	W/L	Score	At Nissan Stadium: 1-2 At FedEx Field: 2-1 Total Points: Titans 258, Washington 231 Longest Win Streak: 2 (last 1997-00) Longest Losing Streak: 2 (2010-14)
10-10-71	Wash	L	13-22	10-19-97	Tenn	W	28-14	12-22-18	Tenn	W	25-16	
10-19-75	Hou	W	13-10	10-30-00	Wash	W	27-21					
9-2-79	Wash	W	29-27	10-6-02	Tenn	L	14-31					
9-15-85	Wash	L	16-13	10-15-06	Wash	W	25-22					
10-30-88	Hou	W	41-17	11-21-10	Tenn	L	16-19 OT					
11-3-91	Wash	L	13-16 OT	10-20-14	Wash	L	17-19					

TITANS ALL-TIME FIRST-ROUND DRAFT PICKS

Year	Pick	Player	Pos.	College	Year	Pick	Player	Pos.	College
2021	22	Caleb Farley	CB	Virginia Tech	1994	26	Henry Ford	DE	Arkansas
2020	29	Isaiah Wilson	T	Georgia	1993	13	Brad Hopkins	T	Illinois
2019	19	Jeffery Simmons	DT	Mississippi State	1992		(none)		
2018	22	Rashaan Evans	LB	Alabama	1991		(none)		
2017	5	Corey Davis	WR	Western Michigan	1990	15	Lamar Lathon	LB	Houston
	18	Adoree' Jackson	CB	Southern California	1989	23	David Williams	T	Florida
2016	8	Jack Conklin	T	Michigan State	1988	22	Lorenzo White	RB	Michigan State
2015	2	Marcus Mariota	QB	Oregon	1987	3	Alonzo Highsmith	RB	Miami (Fla.)
2014	11	Taylor Lewan	T	Michigan		20	Haywood Jeffires	WR	North Carolina State
2013	10	Chance Warmack	G	Alabama	1986	3	Jim Everett	QB	Purdue
2012	20	Kendall Wright	WR	Baylor	1985	3	Ray Childress	DE	Texas A&M
2011	8	Jake Locker	QB	Washington		11	Richard Johnson	DB	Wisconsin
2010	16	Derrick Morgan	DE	Georgia Tech	1984	2	Dean Steinkuhler	T	Nebraska
2009	30	Kenny Britt	WR	Rutgers	1983	9	Bruce Matthews	G	Southern California
2008	24	Chris Johnson	RB	East Carolina	1982	8	Mike Munchak	G	Penn State
2007	19	Michael Griffin	DB	Texas	1981		(none)		
2006	3	Vince Young	QB	Texas	1980		(none)		
2005	6	Pacman Jones	CB	West Virginia	1979		(none)		
2004		(none)			1978	1	Earl Campbell	RB	Texas
2003	28	Andre Woolfolk	CB	Oklahoma	1977	11	Morris Towns	T	Missouri
2002	15	Albert Haynesworth	DT	Tennessee	1976		(none)		
2001		(none)			1975	6	Robert Brazile	LB	Jackson State
2000	30	Keith Bulluck	LB	Syracuse		15	Don Hardeman	RB	Texas A&M-Kingsville
1999	16	Jevon Kearse	DE	Florida			(none)		
1998	16	Kevin Dyson	WR	Utah	1974		(none)		
1997	18	Kenny Holmes	DE	Miami (Fla.)	1973	1	John Matuszak	DE	Tampa
1996	14	Eddie George	RB	Ohio State		14	George Amundson	RB	Iowa State
1995	3	Steve McNair	QB	Alcorn State	1972	6	Greg Sampson	DE	Stanford
					1971	3	Dan Pastorini	QB	Santa Clara



The Titans drafted Jeffery Simmons in the first round of the 2019 NFL Draft.

TITANS ALL-TIME FIRST-ROUND DRAFT PICKS

Year	Pick	Player	Pos.	College	Year	Pick	Player	Pos.	College
1970	14	Doug Wilkerson	G	North Carolina Central	1965		Lawrence Elkins	TE	Baylor
1969	15	Ron Pritchard	LB	Arizona State	1964		Scott Appleton	DT	Texas
1968		(none)			1963		Danny Brabham	LB	Arkansas
1967	5	George Webster	LB	Michigan State	1962		Ray Jacobs	DT	Howard Payne
	23	Tom Regner	G	Notre Dame	1961		Mike Ditka	TE	Pittsburgh
1966		Tommy Nobis	LB	Texas	1960		Billy Cannon	HB	Louisiana State

1999-2021 DRAFT SELECTIONS

2021					2020				
Rd.	Pick	Player	Pos.	College	Rd.	Pick	Player	Pos.	College
1	22	Caleb Farley	CB	Virginia Tech	1	29	Isaiah Wilson	T	Georgia
2	53	Dillon Radunz	T	North Dakota State	2	61	Kristian Fulton	CB	Louisiana State
3a	85	(Traded to Green Bay)			3	93	Darrynton Evans	RB	Appalachian State
3b	92	Monty Rice	ILB	Georgia	4	135	(Traded to Miami)		
3c	100	Elijah Molden	CB	Washington	5	174	Larrell Murchison	DL	North Carolina State
4a	109	Dez Fitzpatrick	WR	Louisville	6	208	(Traded to Green Bay)		
4b	126	(Traded to Carolina)			7a	224	Cole McDonald	QB	Hawaii
4c	135	Rashad Weaver	OLB	Pittsburgh	7b	237	(Traded to Kansas City)		
5	166	(Traded to Carolina)			7c	243	Chris Jackson	DB	Marshall
6a	185	(Traded to L.A. Chargers)							
6b	205	Racey McMath	WR	Louisiana State					
6c	215	Brady Breeze	S	Oregon					
7a	232	(Traded to Carolina)							
7b	249	(Traded to L.A. Rams)							

Draft Notes

General Manager: Jon Robinson

- 3b, 4c – Picks acquired from Green Bay for 3a
- 3c – Awarded as a compensatory selection
- 4a – Pick acquired from Carolina for 4b, 5 and 7a
- 6a – Pick acquired from Jacksonville in 2020 for OLB Kamalei Correa and 7b; traded to L.A. Chargers in 2020 for CB Desmond King II
- 6c – Pick acquired from Kansas City in 2020 (see 2020, 7b)
- 7a – Pick originally from Atlanta acquired from Miami for T Isaiah Wilson and a seventh-round choice in 2022; traded to Carolina with 4b and 5 for 4a
- 7b – Pick and OLB Kamalei Correa traded to Jacksonville in 2020 for 6a

Draft Notes

General Manager: Jon Robinson

- 4 – Pick traded to Miami in 2019 (see 2019, 6a)
- 6 – Pick traded to Green Bay in 2019 for OLB Reggie Gilbert
- 7a – Pick acquired in a 2019 trade with Cleveland for WR Taywan Taylor
- 7b – Pick acquired in a trade with Denver for DT Jurrell Casey and then traded to Kansas City for a sixth-round choice in 2021

2019

Rd.	Pick	Player	Pos.	College
1	19	Jeffery Simmons	DT	Mississippi State
2	51	A.J. Brown	WR	Mississippi
3	82	Nate Davis	OL	Charlotte
4a	116	Amani Hooker	DB	Iowa
4b	121	(Traded to N.Y. Jets)		
5a	157	(Traded to N.Y. Jets)		
5b	168	D'Andre Walker	OLB	Georgia
6a	188	David Long	LB	West Virginia
6b	191	(Traded to Baltimore)		
7	233	(Traded to Miami)		

1999-2021 DRAFT SELECTIONS

Draft Notes

General Manager: Jon Robinson

- 4a, 5b – Picks acquired in a trade with N.Y. Jets for 4b and 5a
- 6a – Pick and QB Ryan Tannehill acquired in a trade with Miami for a seventh-round pick (233 overall) and a fourth-round pick in 2020
- 6b – Pick acquired in a trade with Baltimore for LB Kamalei Correa

2018

Rd.	Pick	Player	Pos.	College
1a	22	Rashaan Evans	LB	Alabama
1b	25	(traded to Baltimore)		
2a	41	Harold Landry	OLB	Boston College
2b	57	(traded to Oakland)		
3	89	(traded to Oakland)		
4	125	(traded to Baltimore)		
5a	152	Dane Cruikshank	DB	Arizona
5b	162	(traded to Baltimore)		
6a	199	Luke Falk	QB	Washington State
6b	215	(acquired from Baltimore and traded back to Baltimore)		
7	243	(traded to Kansas City)		

Draft Notes

General Manager: Jon Robinson

- 1a, 6b – Picks acquired in a trade with Baltimore for 1b and 4 (6b later traded back to Baltimore)
- 2a – Pick acquired in a trade with Oakland for 2b and 3
- 5a – Pick acquired in a trade with Baltimore for 5b and 6b (6b originally traded from Baltimore to Tennessee before being traded back to Baltimore)
- 7 – Pick traded to Kansas City in 2017 for defensive lineman David King

2017

Rd.	Pick	Player	Pos.	College
1a	5	Corey Davis	WR	Western Michigan
1b	18	Adoree' Jackson	CB	Southern California
2	52	(traded to Cleveland)		
3a	72	Taywan Taylor	WR	Western Kentucky
3b	83	(traded to New England)		
3c	100	Jonnu Smith	TE	Florida International
4	124	(Traded to New England)		
5a	155	Jayon Brown	LB	UCLA
5b	164	(Traded to Philadelphia)		
6a	200	(Traded to N.Y. Giants)		
6b	203	(Traded to Denver)		
6c	207	(Traded to Cincinnati)		
6d	214	(Traded to Philadelphia)		
6e	217	Corey Levin	OL	Chattanooga
7a	227	Josh Carraway	OLB	Texas Christian
7b	236	Brad Seaton	T	Villanova
7c	241	Khalfani Muhammad	RB	California

Draft Notes

General Manager: Jon Robinson

- 2 – Pick traded to Cleveland during 2016 draft (see 2016, 1b)
- 3a, 6a – Picks acquired in a trade with New England for 3b and 4
- 3c – Compensatory selection; acquired in a trade with the Los Angeles Rams during the 2016 draft (see 2016, 1a)
- 5a – Pick acquired in a trade with Philadelphia for 5b, 6d
- 6b – Pick traded to Denver during 2016 draft (see 2016, 5b)
- 6c, 7c – Picks acquired in a trade with the N.Y. Giants for 6a
- 6d – Pick acquired in a trade with Atlanta in 2015 (see 2016, 6c)
- 6e, 7a – Picks acquired in a trade with Cincinnati for 6c

2016

Rd.	Pick	Player	Pos.	College
1a	1	(traded to Los Angeles Rams)		
1b	8	Jack Conklin	T	Michigan State
1c	15	(traded to Cleveland)		
2a	33	Kevin Dodd	OLB	Clemson
2b	43	Austin Johnson	DL	Penn State
2c	45	Derrick Henry	RB	Alabama
3a	64	Kevin Byard	S	Middle Tennessee State

3b	76	(traded to Cleveland)		
4a	100	(traded to Philadelphia)		
4b	113	(traded to Los Angeles Rams)		
5a	140	Tajae Sharpe	WR	Massachusetts
5b	157	LeShaun Sims	CB	Southern Utah
6a	176	(traded to Denver)		
6b	177	(traded to Los Angeles Rams)		
6c	193	Sebastian Tretola	G	Arkansas
7a	222	Aaron Wallace	OLB	UCLA
7b	253	Kalan Reed	CB	Southern Mississippi

Draft Notes

General Manager: Jon Robinson

- 1b, 6a – Picks acquired in a trade with Cleveland for 1c, 3b and a 2017 second-round choice
- 1c, 2b, 2c, 3b – Picks and 2017 first-round and third-round choices acquired in a trade with the L.A. Rams for 1a, 4b and 6b
- 4b – Pick acquired in a trade with Philadelphia for 4a and RB DeMarco Murray
- 5b, 7b – Picks acquired in a trade with Denver for 6a and a 2017 sixth-round choice
- 6c – Pick and a 2017 sixth-round choice acquired in 2015 from Atlanta for G Andy Levitre.

2015

Rd.	Pick	Player	Pos.	College
1	2	Marcus Mariota	QB	Oregon
2a	33	(traded to New York Giants)		
2b	40	Dorial Green-Beckham	WR	Oklahoma
3	66	Jeremiah Poutasi	OL	Utah
4a	100	Angelo Blackson	DE	Auburn
4b	108	Jalston Fowler	FB	Alabama
5	138	David Cobb	RB	Minnesota
6a	177	Deiontrez Mount	OLB	Louisville
6b	208	Andy Gallik	C	Boston College
7a	219	(traded to New England)		
7b	245	Tre McBride	WR	William & Mary

Draft Notes

General Manager: Ruston Webster

- 2b, 4b, 7 – Picks acquired from New York Giants for 2a.
- 6b – Pick acquired in 2014 from New England for LB Akeem Ayers and 7a.

2014

Rd.	Pick	Player	Pos.	College
1	11	Taylor Lewan	T	Michigan
2a	42	(traded to Philadelphia)		
2b	54	Bishop Sankey	RB	Washington
3	77	(traded to San Francisco)		
4a	112	DaQuan Jones	DL	Penn State
4b	122	Marqueston Huff	DB	Wyoming
5	151	Avery Williamson	LB	Kentucky
6a	178	Zach Mettenberger	QB	Louisiana State
6b	186	(traded to Washington)		
7	228	(traded to Washington)		

Draft Notes

General Manager: Ruston Webster

- 2b, 4b – Picks acquired in trade with Philadelphia for 2a.
- 3 – Pick traded to San Francisco during 2013 draft (see 2013, 2a).
- 6a – Pick acquired in trade with Washington for 6b and 7.

2013

Rd.	Pick	Player	Pos.	College
1	10	Chance Warmack	G	Alabama
2a	34	Justin Hunter	WR	Tennessee
2b	40	(traded to San Francisco)		
3a	70	Blidi Wreh-Wilson	CB	Connecticut
3b	97	Zaviar Gooden	LB	Missouri
4	107	Brian Schwenke	C	California
5	142	Lavar Edwards	DE	Louisiana State

1999-2021 DRAFT SELECTIONS

6a	176	(traded to Minnesota)		
6b	202	Khalid Wooten	CB	Nevada
7a	216	(traded to San Francisco)		
7b	248	Daimion Stafford	S	Nebraska

Draft Notes

General Manager: Ruston Webster

- 2a – Pick acquired in trade with San Francisco for 2b, 7a and a third-round pick in 2014.
- 6a – Pick traded to Minnesota in 2012 for a seventh-round pick in 2012.
- 3b, 6b, 7b – Awarded as compensatory selections

2012

Rd.	Pick	Player	Pos.	College
1	20	Kendall Wright	WR	Baylor
2	52	Zach Brown	LB	North Carolina
3	82	Mike Martin	DT	Michigan
4	115	Coty Sensabaugh	CB	Clemson
5a	145	Taylor Thompson	TE	Southern Methodist
5b	155	(traded to Miami)		
6	190	Markelle Martin	S	Oklahoma State
7a	211	Scott Solomon	DE	Rice
7b	227	(traded to Miami)		

Draft Notes

General Manager: Ruston Webster

- 5a – Pick acquired in trade with Miami for 5b and 7b
- 7a – Pick acquired in trade with Minnesota for a sixth-round choice in 2013

2011

Rd.	Pick	Player	Pos.	College
1	8	Jake Locker	QB	Washington
2	39	Akeem Ayers	LB	UCLA
3	77	Jurrell Casey	DT	Southern California
4a	109	Colin McCarthy	LB	Miami (Fla.)
4b	130	Jamie Harper	RB	Clemson
5	142	Karl Klug	DL	Iowa
6	175	Byron Stingily	T	Louisville
7a	212	Zach Clayton	DT	Auburn
7b	251	Tommie Campbell	DB	California (Pa.)

Draft Notes

General Manager: Mike Reinfeldt

- 4b, 7b – Awarded as compensatory selections

2010

Rd.	Pick	Player	Pos.	College
1	16	Derrick Morgan	DE	Georgia Tech
2	47	(traded to New England)		
3a	77	Damian Williams	WR	Southern California
3b	97	Rennie Curran	LB	Georgia
4a	104	Alterraun Verner	CB	UCLA
4b	111	(traded to Seattle)		
5	148	Robert Johnson	S	Utah
6a	176	Rusty Smith	QB	Florida Atlantic
6b	185	(traded to Seattle)		
6c	207	Myron Rolle	S	Florida State
7a	222	Marc Mariani	WR	Montana
7b	241	David Howard	DT	Brown

Draft Notes

General Manager: Mike Reinfeldt

- 3b, 6c, 7b – Awarded as compensatory selections
- 2 – Traded to New England in 2009 (see 2009 3a)
- 4a, 6a – Picks acquired in trade with Seattle for RB LenDale White, DT Kevin Vickerson, 4b and 6b

2009

Rd.	Pick	Player	Pos.	College
1	30	Kenny Britt	WR	Rutgers
2	62	Sen'Derrick Marks	DT	Auburn

3a	89	Jared Cook	TE	South Carolina
3b	94	Ryan Mouton	CB	Hawaii
4a	130	Gerald McRath	LB	Southern Mississippi
4b	135	Troy Kropog	T/G	Tulane
5a	166	(Traded to Dallas)		
5b	173	Javon Ringer	RB	Michigan State
6a	203	Jason McCourty	CB	Rutgers
6b	206	Dominique Edison	WR	Stephen F. Austin
7a	239	Ryan Durand	G	Syracuse
7b	242	Nick Schommer	S	North Dakota State

Draft Notes

General Manager: Mike Reinfeldt

- 4b, 5b, 6b, 7b – Awarded as compensatory selections
- 3a – Pick acquired in trade with New England for second round pick in 2010
- 5a – Pick traded to Dallas (see 2008 4c)

2008

Rd.	Pick	Player	Pos.	College
1	24	Chris Johnson	RB	East Carolina
2	54	Jason Jones	DL	Eastern Michigan
3	85	Craig Stevens	TE	California
4a	103	William Hayes	DE	Winston-Salem State
4b	124	(Traded to Washington)		
4c	126	Lavelle Hawkins	WR	California
4d	134	Stanford Keglar	LB	Purdue
5	157	(Traded to Washington)		
6	189	(Traded to Seattle)		
7	229	Cary Williams	CB	Washburn

Draft Notes

General Manager: Mike Reinfeldt

- 4d – Awarded as compensatory selection
- 4a – Pick acquired in trade with Washington for fourth round pick (#124 overall) and fifth round pick (#157 overall).
- 4b – Traded to Washington (see 4a)
- 4c – Pick acquired in trade with Dallas for Pacman Jones
- 5 – Pick traded to Washington (see 4a)
- 6 – Pick traded to Seattle for Bryce Fisher

2007

Rd.	Pick	Player	Pos.	College
1	19	Michael Griffin	S	Texas
2	50	Chris Henry	RB	Arizona
3	80	Paul Williams	WR	Fresno State
4a	115	Leroy Harris	G/C	North Carolina State
4b	128	Chris Davis	WR	Florida State
5	152	Antonio Johnson	DT	Mississippi State
6a	188	Joel Filani	WR	Texas Tech
6b	204	Jacob Ford	DE	Central Arkansas
6c	206	Ryan Smith	CB	Florida
7	223	Mike Otto	T	Purdue

Draft Notes

General Manager: Mike Reinfeldt

- 4b – Pick acquired in trade with Baltimore for Steve McNair in 2006.
- 6b – Pick acquired in trade with San Diego for Billy Volek in 2006.
- 6c – Pick acquired in trade with Indianapolis for seventh round pick (#238 overall) in 2006. That selection was originally obtained from Indianapolis for Rocky Calmus.

2006

Rd.	Pick	Player	Pos.	College
1	3	Vince Young	QB	Texas
2a	39	(Traded to Philadelphia)		
2b	45	LenDale White	RB	Southern California
3	70	(Traded to Buffalo)		
4a	102	Calvin Lowry	S	Penn State
4b	116	Stephen Tulloch	LB	North Carolina State
5a	137	Terna Nande	LB	Miami (Ohio)
5b	169	Jesse Mahelona	DT	Tennessee
6	172	Jonathan Orr	WR	Wisconsin

1999-2021 DRAFT SELECTIONS

7a	215	Cortland Finnegan	CB	Samford
7b	238	(Traded to Indianapolis)		
7c	245	Spencer Toone	LB	Utah
7d	246	Quinton Ganther	RB	Utah

Draft Notes

General Manager: Floyd Reese

- 5b, 7c and 7d – awarded as compensatory selections
- 2a – Pick traded to Philadelphia (see 2b)
- 2b – Pick acquired from Philadelphia along with 2006 fourth round pick (116 overall) for the Titans second round pick (39 overall)
- 3 – Pick traded to Buffalo for RB Travis Henry in 2005
- 7b – Pick acquired from Indianapolis for LB Rocky Calmus in 2005 and traded back to Indianapolis for sixth round selection in 2007

2005

Rd.	Pick	Player	Pos.	College
1	6	Adam Jones	CB	West Virginia
2a	37	(Traded to Detroit)		
2b	41	Michael Roos	T	Eastern Washington
3a	68	Courtney Roby	WR	Indiana
3b	96	Brandon Jones	WR	Oklahoma
4a	108	Vincent Fuller	S	Virginia Tech
4b	113	David Stewart	T	Mississippi State
4c	136	Roydell Williams	WR	Tulane
5a	142	Damien Nash	RB	Missouri
5b	150	Daniel Loper	T	Texas Tech
6	179	Bo Scaife	TE	Texas
7	218	Reynaldo Hill	CB	Florida

Draft Notes

General Manager: Floyd Reese

- 3b and 4c – awarded as compensatory selections
- 2a – Pick traded to Detroit (see 2b)
- 2b – Pick acquired from Detroit along with 2005 fourth round pick (113 overall) for the Titans second round pick (37 overall)
- 4b – Pick acquired from Detroit (see 2b)
- 5b – Pick acquired from Kansas City for DE Carlos Hall

2004

Rd.	Pick	Player	Pos.	College
1	27	(Traded to Houston)		
2a	40	Ben Troupe	TE	Florida
2b	42	Travis LaBoy	DE	Hawaii
2c	57	Antwan Odom	DE	Alabama
3a	71	Randy Starks	DT	Maryland
3b	92	Rich Gardner	CB	Penn State
4a	103	Bo Schobel	DE	Texas Christian
4b	124	Michael Waddell	CB	North Carolina
5a	138	Jacob Bell	G	Miami (Ohio)
5b	159	(Traded to Houston)		
5c	165	Robert Reynolds	LB	Ohio State
6	191	Troy Fleming	RB	Tennessee
7a	230	Jared Clauss	DT	Iowa
7b	239	Eugene Amano	C	S.E. Missouri State
7c	241	Sean McHugh	TE	Penn State

Draft Notes

General Manager: Floyd Reese

- 5c, 7b, 7c – awarded as compensatory selections
- 1 – Pick traded to Houston (see 2a)
- 2a – Pick acquired from Houston along with 2004 third round pick (71 overall), fourth round pick (103 overall) and fifth round pick (138 overall) for the Titans 2004 first round pick (27 overall) and fifth round pick (159 overall)
- 2b – Pick acquired from New York Jets for WR Justin McCariens
- 3a – Pick acquired in Houston trade (see 2a)
- 4a – Pick acquired in Houston trade (see 2a)
- 5a – Pick acquired in Houston trade (see 2a)
- 5b – Pick traded to Houston (see 2a)

2003

Rd.	Pick	Player	Pos.	College
1	28	Andre Woolfolk	CB	Oklahoma
2	60	Tyrone Calico	WR	Middle Tennessee State
3	93	Chris Brown	RB	Colorado
4	126	Rien Long	DT	Washington State
5a	154	Donnie Nickey	S	Ohio State
5b	164	(Traded to New England)		
6	201	(Traded to New England)		
7a	225	Todd Williams	T	Florida State
7b	243	(Traded to New England)		

Draft Notes

General Manager: Floyd Reese

- 5a – Pick acquired from New England along with 2003 seventh round pick (225 overall) for the Titans 2003 fifth round pick (164 overall), sixth round pick (201 overall) and seventh round pick (243 overall)
- 5b – Pick traded to New England (see 5a)
- 6 – Pick traded to New England (see 5a)
- 7a – Pick acquired in New England trade (see 5a)
- 7b – Pick traded to New England (see 5a)

2002

Rd.	Pick	Player	Pos.	College
1a	14	(Traded to N.Y. Giants)		
1b	15	Albert Haynesworth	DT	Tennessee
2	45	Tank Williams	S	Stanford
3	77	Rocky Calmus	LB	Oklahoma
4a	110	Mike Echols	CB	Wisconsin
4b	115	Tony Beckham	CB	Wisconsin-Stout
4c	133	Rocky Boiman	LB	Notre Dame
5	151	Jake Schifino	WR	Akron
6	187	Justin Hartwig	G	Kansas
7a	225	Darrell Hill	WR	Northern Illinois
7b	240	Carlos Hall	DE	Arkansas

Draft Notes

General Manager: Floyd Reese

- 4c – awarded as compensatory selection
- 1a – Pick traded to N.Y. Giants (see 1b)
- 1b – Pick acquired from the New York Giants along with 2002 fourth round pick (115 overall) for the Titans 2002 first round pick (14 overall)
- 4b – Pick acquired in Giants trade (see 1b)
- 7b – Pick acquired from Green Bay for DT Rod Walker

2001

Rd.	Pick	Player	Pos.	College
1	29	(Traded to St. Louis)		
2	60	Andre Dyson	CB	Utah
3	90	Shad Meier	TE	Kansas State
4	124	Justin McCareins	WR	Northern Illinois
5	159	Eddie Berlin	WR	Northern Iowa
6a	192	Dan Alexander	RB	Nebraska
6b	199	Adam Haayer	T	Minnesota
7a	229	(Traded to Oakland)		
7b	232	Keith Adams	LB	Clemson

Draft Notes

General Manager: Floyd Reese

- 6b, 7b – awarded as compensatory selections
- 1 – Pick traded to St. Louis for DE Kevin Carter
- 7a – Pick traded to Oakland for C Gennaro DiNapoli

2000

Rd.	Pick	Player	Pos.	College
1	30	Keith Bulluck	LB	Syracuse
3a	68	Erron Kinney	TE	Florida
3b	93	Byron Frisch	DE	Brigham Young
4a	124	Bobby Myers	S	Wisconsin
4b	128	Peter Sirmon	LB	Oregon
5a	135	Aric Morris	S	Michigan State

1999-2021 DRAFT SELECTIONS

5b	160	Frank Chamberlin	LB	Boston College
6	197	Robaire Smith	DE	Michigan State
7a	213	Mike Green	RB	Houston
7b	237	Wes Shivers	T	Mississippi State

Draft Notes

General Manager: Floyd Reese

- 2a – Pick traded to New England (see 2b)
- 2b – Pick acquired from New England along with 1999 fourth round pick (117 overall) for Titans 1999 second round pick (46 overall)
- 4b – Pick acquired in New England trade (see 2b)

Draft Notes

General Manager: Floyd Reese

- 4b – awarded as compensatory selection
- 7a – Pick acquired from Chicago for LB Lemanski Hall

1999

Rd.	Pick	Player	Pos.	College
1	16	Jevon Kearse	DE	Florida
2a	46	(Traded to New England)		
2b	52	John Thornton	DT	West Virginia
3	81	Zach Piller	G	Florida
4a	114	Brad Ware	S	Auburn
4b	117	Donald Mitchell	CB	Southern Methodist
5	151	Kevin Daft	QB	California-Davis
6	186	Darran Hall	WR	Colorado State
7	222	Phil Glover	LB	Utah

TITANS TRADE HISTORY SINCE 1999

2021 TRADES

Trade Date/Teams	Compensation	Overall	Player Selected	Note	
1. March 17, 2021					
Tennessee Receives:	Draft Choice:	Round 7, 2021	#232	DT Phil Hoskins	Pick originally from Atlanta; traded to Carolina
Miami Receives:	Player:	T Isaiah Wilson			
	Draft Choice:	Round 7, 2022			
2. April 30, 2021 (Draft Day Trade)					
Tennessee Receives:	Draft Choice:	Round 3, 2021	#92	ILB Monty Rice	
	Draft Choice:	Round 4, 2021	#135	OLB Rashad Weaver	
Green Bay Receives:	Draft Choice:	Round 3, 2021	#85	WR Amari Rodgers	
3. May 1, 2021 (Draft Day Trade)					
Tennessee Receives:	Draft Choice:	Round 4, 2021	#109	WR Dez Fitzpatrick	Pick originally from Houston
Carolina Receives:	Draft Choice:	Round 4, 2021	#126	RB Chuba Hubbard	
	Draft Choice:	Round 5, 2021	#166	DB Keith Taylor	Pick originally from Atlanta through Miami
	Draft Choice:	Round 7, 2021	#232	DT Phil Hoskins	
4. June 6, 2021					
Tennessee Receives:	Player:	WR Julio Jones			
	Draft Choice:	Round 6, 2023			
Atlanta Receives:	Draft Choice:	Round 2, 2022			
	Draft Choice:	Round 4, 2023			

2020 TRADES

Trade Date/Teams	Compensation	Overall	Player Selected	Note	
1. March 19, 2020					
Tennessee Receives:	Draft Choice:	Round 7, 2020	#237	CB Thakarius Keyes	Pick originally from New England; traded to Kansas City
Denver Receives:	Player:	DT Jurrell Casey			
2. April 25, 2020 (Draft Day Trade)					
Tennessee Receives:	Draft Choice:	Round 6, 2021	#215	S Brady Breeze	Pick originally from New England through Denver
Kansas City Receives:	Draft Choice:	Round 7, 2020	#237	CB Thakarius Keyes	
3. Oct. 14, 2020					
Tennessee Receives:	Draft Choice:	Round 6, 2021	#185	LB Nick Niemann	Pick traded to L.A. Chargers
Jacksonville Receives:	Draft Choice:	Round 7, 2021	#249	WR Ben Skowronek	Pick traded to L.A. Rams
	Player:	OLB Kamalei Correa			
4. Nov. 2, 2020					
Tennessee Receives:	Player:	CB Desmond King II			Pick originally from Jacksonville
L.A. Chargers Receive:	Draft Choice:	Round 6, 2021	#185	LB Nick Niemann	

TITANS TRADE HISTORY SINCE 1999



The Titans traded for Ryan Tannehill in 2019.

2019 TRADES

Trade Date/Teams	Compensation	Overall	Player Selected	Note
1. March 15, 2019				
Tennessee Receives:	Player:		QB Ryan Tannehill	
	Draft Choice:	Round 6, 2019	#188 LB David Long	
Miami Receives:	Draft Choice:	Round 7, 2019	#233 RB Chandler Cox	
	Draft Choice:	Round 4, 2020	#135 G Kevin Dotson	Pick traded to Pittsburgh
2. April 27, 2019 (Draft Day Trade)				
Tennessee Receives:	Draft Choice:	Round 4, 2019	#116 DB Amani Hooker	Pick originally from Miami through New Orleans
	Draft Choice:	Round 5, 2019	#168 OLB D'Andre Walker	Pick originally from New Orleans
N.Y. Jets Receive:	Draft Choice:	Round 4, 2019	#121 TE Trevon Wesco	
	Draft Choice:	Round 5, 2019	#157 LB Blake Cashman	
3. August 29, 2019				
Tennessee Receives:	Player:		OLB Reggie Gilbert	
Green Bay Receives:	Draft Choice:	Round 6, 2020	#208 C Jake Hanson	
4. August 31, 2019				
Tennessee Receives:	Draft Choice:	Round 7, 2020	#224 QB Cole McDonald	
Cleveland Receives:	Player:		WR Taywan Taylor	

2018 TRADES

Trade Date/Teams	Compensation	Overall	Player Selected	Note
1. April 26, 2018 (Draft Day Trade)				
Tennessee Receives:	Draft Choice:	Round 1, 2018	#22 LB Rashaan Evans	Pick originally from Kansas City through Buffalo
	Draft Choice:	Round 6, 2018	#215 C Bradley Bozeman	Pick traded back to Baltimore
Baltimore Receives:	Draft Choice:	Round 1, 2018	#25 TE Hayden Hurst	
	Draft Choice:	Round 4, 2018	#125 DB Avonte Maddox	Pick traded to Philadelphia
2. April 27, 2018 (Draft Day Trade)				
Tennessee Receives:	Draft Choice:	Round 2, 2018	#41 OLB Harold Landry	
Oakland Receives:	Draft Choice:	Round 2, 2018	#57 DT P.J. Hall	
	Draft Choice:	Round 3, 2018	#89 T Joseph Noteboom	Pick traded to L.A. Rams

TITANS TRADE HISTORY SINCE 1999

3. April 28, 2018 (Draft Day Trade)

Tennessee Receives:	Draft Choice:	Round 5, 2018	#152	DB Dane Cruikshank	
Baltimore Receives:	Draft Choice:	Round 5, 2018	#162	WR Jordan Lasley	
	Draft Choice:	Round 6, 2018	#215	C Bradley Bozeman	Pick originally from Baltimore

4. August 28, 2018

Tennessee Receives:	Player:	OLB Kamalei Correa			
Baltimore Receives:	Draft Choice:	Round 6, 2019		DB Marcus Epps	Pick traded to Minnesota

2017 TRADES

Trade Date/Teams	Compensation	Overall	Player Selected	Note	
1. April 28, 2017 (Draft Day Trade)					
Tennessee Receives:	Draft Choice:	Round 3, 2017	#72	WR Taywan Taylor	Pick originally from Carolina
	Draft Choice:	Round 6, 2017	#200	T Adam Bisnowaty	Pick traded to N.Y. Giants; originally from Indianapolis
New England Receives:	Draft Choice:	Round 3, 2017	#83	DE Derek Rivers	
	Draft Choice:	Round 4, 2017	#124	LB Jalen Reeves-Maybin	Pick traded to Detroit
2. April 29, 2017 (Draft Day Trade)					
Tennessee Receives:	Draft Choice:	Round 5, 2017	#155	LB Jayon Brown	
Philadelphia Receives:	Draft Choice:	Round 5, 2017	#164	G Isaac Asiata	Pick traded to Miami
	Draft Choice:	Round 6, 2017	#214	DT Elijah Qualls	Pick originally from Atlanta
3. April 29, 2017 (Draft Day Trade)					
Tennessee Receives:	Draft Choice:	Round 6, 2017	#207	DB Brandon Wilson	Pick traded to Cincinnati
	Draft Choice:	Round 7, 2017	#241	RB Khalfani Muhammad	
N.Y. Giants Receive:	Draft Choice:	Round 6, 2017	#200	T Adam Bisnowaty	Pick originally from Indianapolis through New England
4. April 29, 2017 (Draft Day Trade)					
Tennessee Receives:	Draft Choice:	Round 6, 2017	#217	OL Corey Levin	Compensatory pick
	Draft Choice:	Round 7, 2017	#227	OLB Josh Carraway	
Cincinnati Receives:	Draft Choice:	Round 6, 2017	#207	DB Brandon Wilson	Pick originally from N.Y. Giants
5. Sept. 1, 2017					
Tennessee Receives:	Player:	DE David King			
Kansas City Receives:	Draft Choice:	Round 7, 2018	#243	DB Keion Crossen	Conditional draft choice; traded to New England

2016 TRADES

Trade Date/Teams	Compensation	Overall	Player Selected	Note	
1. March 9, 2016					
Tennessee Receives:	Player:	RB DeMarco Murray			
	Draft Choice:	Round 4, 2016	#113	LB Nick Kwiatkoski	Pick traded from Tennessee to Los Angeles to
Philadelphia Receives:	Draft Choice:	Round 4, 2016	#100	QB Connor Cook	Pick traded from Philadelphia to Cleveland to Oakland Chicago
2. April 14, 2016					
Tennessee Receives:	Draft Choice:	Round 1, 2016	#15	WR Corey Coleman	Pick traded from Tennessee to Cleveland
	Draft Choice:	Round 2, 2016	#43	DL Austin Johnson	Pick originally from Philadelphia
	Draft Choice:	Round 2, 2016	#45	RB Derrick Henry	
	Draft Choice:	Round 3, 2016	#76	T Shon Coleman	Pick traded from Tennessee to Cleveland
	Draft Choice:	Round 1, 2017	#5	WR Corey Davis	
	Draft Choice:	Round 3, 2017	#100	TE Jonnu Smith	Compensatory pick
Los Angeles Receives:	Draft Choice:	Round 1, 2016	#1	QB Jared Goff	
	Draft Choice:	Round 4, 2016	#113	LB Nick Kwiatkoski	Pick originally from Philadelphia; traded from Los Angeles to Chicago
	Draft Choice:	Round 6, 2016	#177	TE Temarrick Hemingway	
3. April 28, 2016 (Draft Day Trade)					
Tennessee Receives:	Draft Choice:	Round 1, 2016	#8	T Jack Conklin	Pick originally from Miami through Philadelphia
	Draft Choice:	Round 6, 2016	#176	RB Andy Janovich	Pick traded from Tennessee to Denver
Cleveland Receives:	Draft Choice:	Round 1, 2016	#15	WR Corey Coleman	Pick originally from Los Angeles
	Draft Choice:	Round 3, 2016	#76	T Shon Coleman	Pick originally from Los Angeles
	Draft Choice:	Round 2, 2017	#52	QB DeShone Kizer	

TITANS TRADE HISTORY SINCE 1999

4. April 30, 2016 (Draft Day Trade)

Tennessee Receives:	Draft Choice:	Round 5, 2016	#157	CB LeShaun Sims	Pick originally from N.Y. Jets
	Draft Choice:	Round 7, 2016	#253	CB Kalan Reed	
Denver Receives:	Draft Choice:	Round 6, 2016	#176	RB Andy Janovich	Pick originally from Cleveland
	Draft Choice:	Round 6, 2017	#203	RB De'Angelo Henderson	

5. Aug. 16, 2016

Tennessee Receives:	Player:	G/T Dennis Kelly
Philadelphia Receives:	Player:	WR Dorial Green-Beckham

2015 TRADES

Trade Date/Teams	Compensation	Overall	Player Selected	Note	
1. May 1, 2015 (Draft Day Trade)					
Tennessee Receives:	Draft Choice:	Round 2, 2015	#40	WR Dorial Green-Beckham	
	Draft Choice:	Round 4, 2015	#108	FB Jalston Fowler	
	Draft Choice:	Round 7, 2015	#245	WR Tre McBride	Pick originally from Denver
New York Giants Receive:	Draft Choice:	Round 2, 2015	#33	S Landon Collins	
2. Sept. 4, 2015					
Tennessee Receives:	Draft Choice:	Round 6, 2016	#193	G Sebastian Tretola	
	Draft Choice:	Round 6, 2017	#214	DT Elijah Qualls	Pick traded to Philadelphia
Atlanta Receives:	Player:	G Andy Levitre			
3. Sept. 6, 2015					
Tennessee Receives:	Player:	RB Terrance West			
Cleveland Receives:	Draft Choice:	Conditional 2016 Pick	(none)	Conditions not met for Cleveland to receive pick	

2014 TRADES

Trade Date/Teams	Compensation	Overall	Player Selected	Note	
1. May 9, 2014 (Draft Day Trade)					
Tennessee Receives:	Draft Choice:	Round 2, 2014	#54	RB Bishop Sankey	
	Draft Choice:	Round 4, 2014	#122	DB Marqueston Huff	
Philadelphia Receives:	Draft Choice:	Round 2, 2014	#42	WR Jordan Matthews	
2. May 10, 2014 (Draft Day Trade)					
Tennessee Receives:	Draft Choice:	Round 6, 2014	#178	QB Zach Mettenberger	
Washington Receives:	Draft Choice:	Round 6, 2014	#186	RB Lache Seastrunk	
	Draft Choice:	Round 7, 2014	#228	K Zach Hocker	
3. Aug. 30, 2014					
Tennessee Receives:	Draft Choice:	Conditional 2015 Pick	(none)	Conditions not met for Tennessee to receive pick	
Dallas Receives:	Player:	DE Lavar Edwards			
4. Oct. 22, 2014					
Tennessee Receives:	Draft Choice:	Round 6, 2015	#208	C Andy Gallik	
New England Receives:	Player:	LB Akeem Ayers			
	Draft Choice:	Round 7, 2015	#219	ILB Hayes Pullard	Pick by Cleveland after trade from New England

2013 TRADES

Trade Date/Teams	Compensation	Overall	Player Selected	Note	
1. April 26, 2013 (Draft Day Trade)					
Tennessee Receives:	Draft Choice:	Round 2, 2013	#34	WR Justin Hunter	
San Francisco Receives:	Draft Choice:	Round 2, 2013	#40	DE Cornelius Carradine	
	Draft Choice:	Round 7, 2013	#216	WR Charles Johnson	Pick by Green Bay after trade from SF
	Draft Choice:	Round 3, 2014	#77	LB Chris Borland	

2012 TRADES

Trade Date/Teams	Compensation	Overall	Player Selected	Note
1. April 28, 2012 (Draft Day Trade)				
Tennessee Receives:	Draft Choice:	Round 5, 2012	#145	TE Taylor Thompson
Miami Receives:	Draft Choice:	Round 5, 2012	#155	LB Josh Kaddu
	Draft Choice:	Round 7, 2012	#227	WR Rishard Matthews

TITANS TRADE HISTORY SINCE 1999

2. April 28, 2012 (Draft Day Trade)

Tennessee Receives:	Draft Choice:	Round 7, 2012	#211	DE Scott Solomon	
Minnesota Receives:	Draft Choice:	Round 6, 2013	#176	T David Quessenberry	Pick by Houston after trade from MIN to AZ to OAK to HOU

2011 TRADES

Trade Date/Teams	Compensation	Overall	Player Selected	Note
1. Sept. 3, 2011				
Tennessee Receives:	Player:		FB Quinn Johnson	
Green Bay Receives:	Draft Choice:		Conditional 2012 Pick (none)	Conditions not met for Green Bay to receive pick

2010 TRADES

Trade Date/Teams	Compensation	Overall	Player Selected	Note
1. April 24, 2010 (Draft Day Trade)				
Tennessee Receives:	Draft Choice:	Round 4, 2010	#104	CB Alterraun Verner
	Draft Choice:	Round 6, 2010	#176	QB Rusty Smith
Seattle Receives:	Draft Choice:	Round 4, 2010	#111	DB Walter Thurmond
	Draft Choice:	Round 6, 2010	#185	TE Anthony McCoy
	Player:		RB LenDale White	
	Player:		DT Kevin Vickerson	

2009 TRADES

Trade Date/Teams	Compensation	Overall	Player Selected	Note
1. April 26, 2009 (Draft Day)				
Tennessee Receives:	Draft Choice:	Round 3, 2009	#89	TE Jared Cook
New England Receives:	Draft Choice:	Round 2, 2010	#47	LB Daryl Washington
				Pick later traded to Arizona

2008 TRADES

Trade Date/Teams	Compensation	Overall	Player Selected	Note
1. April 26, 2008 (Draft Day)				
Tennessee Receives:	Draft Choice:	Round 4, 2008	#126	WR Lavelle Hawkins
Dallas Receives:	Player:		CB Pacman Jones	
	Draft Choice:	Round 5, 2009	#166	DB Michael Hamlin
2. April 27, 2008 (Draft Day)				
Tennessee Receives:	Draft Choice:	Round 4, 2008	#103	DE William Hayes
Washington Receives:	Draft Choices:	Round 4, 2008	#124	CB Justin Tryon
	Draft Choice:	Round 5, 2008	#157	G Roy Schuening
				Pick originally from Atlanta
				Pick later traded to St. Louis

2007 TRADES

Trade Date/Teams	Compensation	Overall	Player Selected	Note
1. Sept. 11, 2007				
Tennessee Receives:	Player:		DE Bryce Fisher	
Seattle Receives:	Draft Choice:	Round 6, 2008	#189	LS Tyler Schmitt

2006 TRADES

Trade Date/Teams	Compensation	Overall	Player Selected	Note
1. April 29, 2006 (Draft Day)				
Tennessee Receives:	Draft Choice:	Round 2, 2006	#45	RB LenDale White
	Draft Choice:	Round 4, 2006	#116	LB Stephen Tulloch
Philadelphia Receives:	Draft Choice:	Round 2, 2006	#39	T Winston Justice
2. April 30, 2006 (Draft Day)				
Tennessee Receives:	Draft Choice:	Round 6, 2007	#206	CB Ryan Smith
Indianapolis Receives:	Draft Choice:	Round 7, 2006	#238	CB T.J. Rushing
				Pick originally obtained from Ind. for Rocky Calmus

TITANS TRADE HISTORY SINCE 1999

3. June 9, 2006

Tennessee Receives:	Draft Choice:	Round 4, 2007	#128	WR Chris Davis
Baltimore Receives:	Player:	QB Steve McNair		

4. Sept. 20, 2006

Tennessee Receives:	Draft Choice:	Round 6, 2007	#204	DE Jacob Ford
San Diego Receives:	Player:	QB Billy Volek		

2005 TRADES

Trade Date/Teams	Compensation	Overall	Player Selected	Note
1. April 6, 2005				
Tennessee Receives:	Draft Choice:	Round 5, 2005	#150	T Daniel Loper
Kansas City Receives:	Player:	DE Carlos Hall		
2. April 23, 2005 (Draft Day)				
Tennessee Receives:	Draft Choice:	Round 2, 2005	#41	T Michael Roos
	Draft Choice:	Round 4, 2005	#113	T David Stewart
Detroit Receives:	Draft Choice:	Round 2, 2005	#37	DE Shaun Cody
3. July 19, 2005				
Tennessee Receives:	Player:	RB Travis Henry		
Buffalo Receives:	Draft Choice:	Round 3, 2006	#70	CB Ashton Youboty
4. Sept. 3, 2005				
Tennessee Receives:	Draft Choice:	Round 7, 2006	#238	CB T.J. Rushing
Indianapolis Receives:	Player:	LB Rocky Calmus		Pick traded back to Ind. on April 30, 2006

2004 TRADES

Trade Date/Teams	Compensation	Overall	Player Selected	Note
1. March 8, 2004				
Tennessee Receives:	Draft Choice:	Round 2, 2004	#42	DE Travis LaBoy
New York Jets Receive:	Player:	WR Justin McCareins		
2. April 24, 2004 (Draft Day)				
Tennessee Receives:	Draft Choice:	Round 2, 2004	#40	TE Ben Troupe
	Draft Choice:	Round 3, 2004	#71	DT Randy Starks
	Draft Choice:	Round 4, 2004	#103	DE Bo Schobel
	Draft Choice:	Round 5, 2004	#138	G Jacob Bell
Houston Receives:	Draft Choice:	Round 1, 2004	#27	DE Jason Babin
	Draft Choice:	Round 5, 2004	#159	T Sean Bubin
				Pick later traded to Jacksonville

2003 TRADES

Trade Date/Teams	Compensation	Overall	Player Selected	Note
1. April 27, 2003 (Draft Day)				
Tennessee Receives:	Draft Choice:	Round 5, 2003	#154	S Donnie Nicky
	Draft Choice:	Round 7, 2003	#225	T Todd Williams
New England Receives:	Draft Choice:	Round 5, 2003	#164	C Dan Koppen
	Draft Choice:	Round 6, 2003	#201	QB Kliff Kingsbury
	Draft Choice:	Round 7, 2003	#243	DT Ethan Kelley
				Pick originally from Houston Pick originally from St. Louis

2002 TRADES

Trade Date/Teams	Compensation	Overall	Player Selected	Note
1. April 20, 2002 (Draft Day)				
Tennessee Receives:	Draft Choice:	Round 1, 2002	#15	DT Albert Haynesworth
	Draft Choice:	Round 4, 2002	#115	CB Tony Beckham
N.Y. Giants Receive:	Draft Choice:	Round 1, 2002	#14	TE Jeremy Shockey

2001 TRADES

Trade Date/Teams	Compensation	Overall	Player Selected	Note
------------------	--------------	---------	-----------------	------

TITANS TRADE HISTORY SINCE 1999

1. April 4, 2001

Tennessee Receives:	Player:	DE Kevin Carter		
St. Louis Receives:	Draft Choice:	Round 1, 2001	#29	DT Ryan Pickett

2. Sept. 2, 2001

Tennessee Receives:	Draft Choice:	Round 7, 2002	#240	DE Carlos Hall
Green Bay Receives:	Player:	DT Rod Walker		

3. Sept. 2, 2001

Tennessee Receives:	Draft Choice:	Conditional Future Pick	(none)	Conditions not met for Tennessee to receive pick
Carolina Receives:	Player:	S Perry Phenix		

2000 TRADES

Trade Date/Teams	Compensation	Overall	Player Selected	Note
------------------	--------------	---------	-----------------	------

1. April 15, 2000 (Draft Day)

Tennessee Receives:	Draft Choice:	Round 3, 2000	#68	TE Erron Kinney
	Draft Choice:	Round 5, 2000	#135	S Aric Morris
Philadelphia Receives:	Draft Choice:	Round 2, 2000	#61	G Bobby Williams

2. Aug. 27, 2000

Tennessee Receives:	Player:	C Gennaro DiNapoli		
Oakland Receives:	Draft Choice:	Round 7, 2001	#229	WR Ken-Yon Rambo

1999 TRADES

Trade Date/Teams	Compensation	Overall	Player Selected	Note
------------------	--------------	---------	-----------------	------

1. April 17, 1999 (Draft Day)

Tennessee Receives:	Draft Choice:	Round 2, 1999	#52	DT John Thornton
	Draft Choice:	Round 4, 1999	#117	CB Donald Mitchell
New England Receives:	Draft Choice:	Round 2, 1999	#46	RB Kevin Faulk

1998 TRADES

Trade Date/Teams	Compensation	Overall	Player Selected	Note
------------------	--------------	---------	-----------------	------

1. Sept. 1, 1998

Tennessee Receives:	Draft Choice:	Round 7, 2000	#213	RB Mike Green
Chicago Receives:	Player:	LB Lemanski Hall		

1997 TRADES

Trade Date/Teams	Compensation	Overall	Player Selected	Note
------------------	--------------	---------	-----------------	------

1. Feb. 24, 1997

Tennessee Receives:	Draft Choice:	Round 4, 1997	#98	WR Derrick Mason
	Draft Choice:	Round 6, 1997	#165	TE Nicky Savoie
Atlanta Receives:	Player:	QB Chris Chandler		Pick later traded to New Orleans

2. April 19, 1997 (Draft Day)

Tennessee Receives:	Draft Choice:	Round 1, 1997	#18	DE Kenny Holmes
	Draft Choice:	Round 3, 1997	#81	T Scott Sanderson
	Draft Choice:	Round 4, 1997	#116	WR Keith Poole
	Draft Choice:	Round 6, 1997	#181	LB Dennis Stallings
Kansas City Receives:	Draft Choice:	Round 1, 1997	#13	TE Tony Gonzalez
	Draft Choice:	Round 4, 1997	#110	QB Pat Barnes

3. April 20, 1997 (Draft Day)

Tennessee Receives:	Draft Choice:	Round 4, 1997	#107	DE Pratt Lyons
New Orleans Receives:	Draft Choice:	Round 4, 1997	#116	WR Keith Poole
	Draft Choice:	Round 6, 1997	#165	TE Nicky Savoie

Pick originally from Kansas City
Pick originally from Atlanta

RECENT VETERAN FREE AGENCY HISTORY

2021

Players Signed (22)

OLB Ola Adeniyi (Pittsburgh)
 DL Denico Autry (Indianapolis)
 LB B.J. Bello (L.A. Chargers)
 WR Fred Brown (Denver)
 DT Trevon Coley (N.Y. Jets)
 LS Morgan Cox (Baltimore)
 T Christian DiLauro (Pittsburgh)
 OLB Bud Dupree (Pittsburgh)
 S Matthias Farley (N.Y. Jets)
 DT Woodrow Hamilton IV (Carolina)
 DT Bruce Hector (Carolina)
 RB Brian Hill (Atlanta)
 CB Janoris Jenkins (New Orleans)
 CB Kevin Johnson (Cleveland)
 DT Abry Jones (Jacksonville)
 CB Chris Jones (Minnesota)
 T Kendall Lamm (Cleveland)
 WR Kalija Lipscomb (Green Bay)
 CB Greg Mabin (Jacksonville)
 LB Justin March (Dallas)
 CB Kevin Peterson (Arizona)
 WR Josh Reynolds (L.A. Rams)

Players Lost (12)

OLB Jadeveon Clowney (Cleveland)
 WR Corey Davis (N.Y. Jets)
 DE Matt Dickerson (Las Vegas)
 G/C Jamil Douglas (Buffalo)
 DT DaQuan Jones (Carolina)
 DB Joshua Kalu (N.Y. Giants)
 CB Desmond King (Houston)
 CB Chris Milton (N.Y. Giants)
 TE MyCole Pruitt (San Francisco)
 WR Kalif Raymond (Detroit)
 TE Jonnu Smith (New England)
 CB Tye Smith (Minnesota)

2020

Players Signed (7)

OLB Vic Beasley, Jr. (Atlanta)
 DB Ibraheim Campbell (Green Bay)
 DL Jack Crawford (Atlanta)
 LB Nick Dzubnar (L.A. Chargers)
 CB Johnathan Joseph (Houston)
 RB Seniorise Perry (Buffalo)
 T Ty Sambrailo (Atlanta)

Players Lost (6)

T Jack Conklin (Cleveland)
 WR Darius Jennings (L.A. Chargers)
 DL Austin Johnson (N.Y. Giants)
 QB Marcus Mariota (Las Vegas)
 WR Tajaé Sharpe (Minnesota)
 CB LeShaun Sims (Cincinnati)

2019

Players Signed (7)

DL Frank Herron (New England)
 TE Ryan Hewitt (Indianapolis)
 WR Cody Hollister (New England)
 WR Adam Humphries (Tampa Bay)
 G Rodger Saffold (L.A. Rams)
 DL Brent Urban (Baltimore)
 OLB Cameron Wake (Miami)

Players Lost (2)

TE Luke Stocker (Atlanta)
 G Quinton Spain (Buffalo)

2018

Players Signed (10)

CB Malcolm Butler (New England)
 WR Michael Campanaro (Baltimore)
 LB Will Compton (Washington)
 QB Blaine Gabbert (Arizona)
 RB Dion Lewis (New England)
 S Kendrick Lewis (Baltimore)
 DL Bennie Logan (Kansas City)
 G Kevin Pamphile (Tampa Bay)
 OL Xavier Su'a-Filo (Houston)
 WR Nick Williams (Atlanta)

Players Lost (3)

DB Curtis Riley (N.Y. Giants)
 QB Brandon Weeden (Houston)
 LB Avery Williamson (N.Y. Jets)

2017

Players Signed (8)

LB Daren Bates (Oakland)
 S Johnathan Cyprien (Jacksonville)
 CB Demontre Hurst (Chicago)
 OL Tim Lelito (New Orleans)
 CB Logan Ryan (New England)
 S Brynden Trawick (Oakland)
 KR/WR Eric Weems (Atlanta)
 NT Sylvester Williams (Denver)

Players Lost (9)

LB David Bass (Seattle)
 T/G Byron Bell (Dallas)
 CB Valentino Blake (N.Y. Giants)
 TE Anthony Fasano (Miami)
 C/G Brian Schwenke (Indianapolis)
 LB Sean Spence (Indianapolis)
 S Daimion Stafford (Pittsburgh)
 G Chance Warmack (Philadelphia)
 WR Kendall Wright (Chicago)

2016

Players Signed (7)

CB Brice McCain (Miami)
 C Ben Jones (Houston)
 QB Matt Cassel (Dallas)
 WR Rishard Matthews (Miami)
 LB Sean Spence (Pittsburgh)
 CB Antwon Blake (Pittsburgh)
 S Rashad Johnson (Arizona)

Players Lost (5)

LB Zach Brown (Buffalo)
 FB Steven Johnson (Pittsburgh)
 OL Joe Looney (Dallas)
 DT Mike Martin (Philadelphia)
 CB Coty Sensabaugh (Los Angeles)

2015

Players Signed (7)

T Byron Bell (Carolina)
 CB Perrish Cox (San Francisco)
 WR Harry Douglas (Atlanta)
 TE Anthony Fasano (Kansas City)
 WR Hakeem Nicks (Indianapolis)
 OLB Brian Orakpo (Washington)
 S Da'Norris Searcy (Buffalo)

Players Lost (3)

CB Brandon Ghee (Cincinnati)
 FB Collin Mooney (Atlanta)
 WR Nate Washington (Houston)

2014

Players Signed (8)

RB Dexter McCluster (Kansas City)
 DL Al Woods (Pittsburgh)
 QB Charlie Whitehurst (San Diego)
 LB Wesley Woodyard (Denver)
 T Michael Oher (Baltimore)
 LB Shaun Phillips (Denver)
 G/C Eric Olsen (Pittsburgh)
 WR Brian Robiskie (Atlanta)

Players Lost (4)

CB Alterraun Verner (Tampa Bay)
 WR Damian Williams (Miami)
 WR Kenny Britt (St. Louis)
 QB Rusty Smith (N.Y. Giants)

2013

Players Signed (14)

S George Wilson (Buffalo)
 LB Moise Fokou (Indianapolis)
 RB Shonn Greene (N.Y. Jets)
 DT Sammie Hill (Detroit)
 G Andy Levitre (Buffalo)
 TE Delanie Walker (San Francisco)
 G/C Rob Turner (St. Louis)
 QB Ryan Fitzpatrick (Buffalo)
 S Bernard Pollard (Baltimore)
 DE Ropati Pitoitua (Kansas City)
 WR Kevin Walter (Houston)
 C/G Chris Spencer (Chicago)
 RB Jalen Parmele (Jacksonville)
 DT Antonio Johnson (Indianapolis)

Players Lost (5)

TE Jared Cook (St. Louis)
 LB Zac Diles (Kansas City)
 G Leroy Harris (Detroit)
 DT Sen'Derrick Marks (Jacksonville)
 DE Jarius Wynn (San Diego)

2012

Players Signed (7)

G Steve Hutchinson (Minnesota)
 DE Kamerion Wimbley (Oakland)
 DE Leger Douzable (Jacksonville)
 LB Zac Diles (Indianapolis)
 G Kyle DeVan (Philadelphia)
 C Jon Cooper (Minnesota)
 S Aaron Francisco (Detroit)

Players Lost (6)

WR Donnie Avery (Indianapolis)
 CB Cortland Finnegan (St. Louis)
 S Chris Hope (Atlanta)
 DE William Hayes (St. Louis)
 DE Jason Jones (Seattle)
 LB Barrett Ruud (Seattle)

2011

Players Signed (11)

QB Matt Hasselbeck (Seattle)
 DT Shaun Smith (Kansas City)
 TE Daniel Graham (Denver)
 LB Barrett Ruud (Tampa Bay)
 CB Frank Walker (Minnesota)
 S Jordan Babineaux (Seattle)
 T Pat McQuistan (Miami)
 S Anthony Smith (Green Bay)
 T Adam Terry (Jacksonville)
 RB Kestahn Moore (Washington)
 WR Kevin Curtis (Kansas City)

RECENT VETERAN FREE AGENCY HISTORY

Players Lost (4)

DE Jason Babin (Philadelphia)
 QB Kerry Collins (Indianapolis)
 LB Stephen Tulloch (Detroit)
 TE Bo Scaife (Cincinnati)

2010

Players Signed (6)

LB Will Witherspoon (Philadelphia)
 P/K Ricky Schmitt (San Francisco)
 DE Jason Babin (Philadelphia)
 CB Tye Hill (Atlanta)
 QB Chris Simms (Denver)
 TE Sean Ryan (Washington)

Players Lost (2)

DE Kyle Vanden Bosch (Detroit)
 TE Alge Crumpler (New England)

2009

Players Signed (5)

CB DeMarcus Faggins (Houston)
 DT Jovan Haye (Tampa Bay)
 WR Mark Jones (Carolina)
 QB Patrick Ramsey (Denver)
 WR Nate Washington (Pittsburgh)

Players Lost (6)

CB Chris Carr (Baltimore)
 DT Albert Haynesworth (Washington)
 WR Brandon Jones (San Francisco)
 CB Eric King (Detroit)
 T Daniel Loper (Detroit)
 QB Chris Simms (Denver)

2008

Players Signed (7)

TE Dwayne Blakley (Atlanta)
 CB Chris Carr (RFA-Oakland)
 TE Alge Crumpler (Atlanta)
 DE Jevon Kearse (Philadelphia)
 WR Justin McCareins (N.Y. Jets)
 OT Jake Scott (Indianapolis)
 LB Josh Stamer (Buffalo)

Players Lost (8)

G Jacob Bell (St. Louis)
 RB Chris Brown (Houston)
 LB Gilbert Gardner (Detroit)
 TE Ben Hartsock (Atlanta)
 DE Travis LaBoy (Arizona)
 DE Antwan Odom (Cincinnati)
 DT Randy Starks (Miami)
 TE Ben Troupe (Tampa Bay)

2007

Players Signed (6)

LB Ryan Fowler (RFA-Dallas)
 WR Justin Gage (Chicago)
 CB Nick Harper (Indianapolis)
 CB Kelly Herndon (Seattle)
 QB Tim Rattay (Tampa Bay)
 S Bryan Scott (New Orleans)

Players Lost (3)

WR Drew Bennett (St. Louis)
 DT Robaire Smith (Cleveland)
 WR Bobby Wade (Minnesota)

2006

Players Signed (4)

WR David Givens (New England)
 S Chris Hope (Pittsburgh)
 C Kevin Mawae (N.Y. Jets)
 LB David Thornton (Indianapolis)

Players Lost (4)

LB Rocky Boiman (Dallas)
 C Justin Hartwig (Carolina)
 LB Brad Kassell (N.Y. Jets)
 S Tank Williams (Minnesota)

2005

Players Signed (1)

DE Kyle Vanden Bosch (Arizona)

Players Lost (4)

RB Antowain Smith (New Orleans)
 WR Eddie Berlin (Chicago)
 CB Andre Dyson (Seattle)
 TE Shad Meier (New Orleans)

2004

Players Signed (0)

Players Lost (2)

DE Jevon Kearse (Philadelphia)
 DT Robaire Smith (Houston)

2003

Players Signed (0)

Players Lost (5)

WR Kevin Dyson (Carolina)
 DT John Thornton (Cincinnati)
 CB Dainon Sidney (Buffalo)
 CB Donald Mitchell (Dallas)
 S Rich Coady (Indianapolis)

2002

Players Signed (4)

S Lance Schulters (San Francisco)
 FB Greg Comella (N.Y. Giants)
 C Jeff Smith (Jacksonville)
 RB Robert Holcombe (St. Louis)

Players Lost (4)

DT Jason Fisk (San Diego)
 DT Josh Evans (N.Y. Jets)
 LB Greg Favors (Indianapolis)
 C Kevin Long (Jacksonville)

2001

Players Signed (2)

K Joe Nedney (Carolina)
 CB DeRon Jenkins (San Diego)

Players Lost (2)

DE Kenny Holmes (N.Y. Giants)
 CB Denard Walker (Denver)

2000

Players Signed (2)

LB Randall Godfrey (Dallas)
 T Fred Miller (St. Louis)

Players Lost (5)

LB Joe Bowden (Dallas)
 LB Doug Colman (Oakland)
 S Anthony Dorsett (Oakland)
 TE Jackie Harris (Dallas)

T Jon Runyan (Philadelphia)

1999

Players Signed (5)

DT Jason Fisk (Minnesota)
 DT Mike Jones (New England)
 FB Lorenzo Neal (Tampa Bay)
 QB Neil O'Donnell (Cincinnati)
 DE Mike Frederick (Jets)

Players Lost (3)

DE Anthony Cook (Washington)
 C Mark Stepnoski (Dallas)
 DT Gary Walker (Jacksonville)

1998

Players Signed (3)

TE Jackie Harris (Tampa Bay)
 P Craig Hentrich (Green Bay)
 WR Yancey Thigpen (Pittsburgh)

Players Lost (1)

G Kevin Donnalley (Miami)

1997

Players Signed (2)

QB Dave Krieg (Chicago)
 LB Lonnie Marts (Tampa Bay)

Players Lost (2)

LB Michael Barrow (Carolina)
 CB Cris Dishman (Washington)

1996

Players Signed (4)

WR Willie Davis (Kansas City)
 RB Ronnie Harmon (San Diego)
 S Rafael Robinson (Seattle)
 P Reggie Roby (Tampa Bay)

Players Lost (1)

LB Eddie Robinson (Jacksonville)

1995

Players Signed (5)

QB Chris Chandler (Rams)
 KR Mel Gray (Detroit)
 C Mark Stepnoski (Dallas)
 T Irv Eatman (Atlanta)
 WR Derek Russell (Denver)

Players Lost (5)

LB Lamar Lathon (Carolina)
 S Bo Orlando (San Diego)
 DE Tim Roberts (New England)
 G Bill Schultz (Denver)
 RB Lorenzo White (Cleveland)

1994

Players Signed (5)

TE Pat Carter (Rams)
 P Rich Camarillo (Arizona)
 QB Sean Salisbury (Minnesota)
 DE Kenny Davidson (Pittsburgh)
 RB Todd McNair (Kansas City)

Players Lost (3)

DE William Fuller (Philadelphia)
 DE Sean Jones (Green Bay)
 P Greg Montgomery (Detroit)

RECENT VETERAN FREE AGENCY HISTORY

1993

Players Signed (2)

WR Willie Drewrey (Tampa Bay)
LB Robert Lyles (Atlanta)

Players Lost (3)

LB Rick Graf (Washington)
CB Jerry Gray (Tampa Bay)
T Don Maggs (Denver)

1992

Plan B

Players Signed (3)

CB Jerry Gray (Los Angeles)
WR Jeff Query (Green Bay)
RB Spencer Tillman (San Francisco)

Players Lost (4)

LB Eric Fairs (Buffalo)
WR Drew Hill (Atlanta)
WR Alex Johnson (New England)
WR Tony Jones (Atlanta)

1991

Plan B

Players Signed (7)

DE Robert Banks (Cleveland)
S Eric Bergeson (Atlanta)
LB Rick Graf (Miami)
S John Hagy (Buffalo)
WR Richard Johnson (Detroit)
WR Cedric Jones (New England)
RB Kerry Porter (Denver)

Players Lost (4)

CB Steve Brown (San Francisco)
RB Victor Jones (New England)
S Brett Tucker (Buffalo)
K Tony Zendejas (Los Angeles)

1990

Plan B

Players Signed (8)

S David Arnold (Pittsburgh)
WR Bernard Ford (Dallas)
WR Carl Harry (Washington)
DE Ezra Johnson (Indianapolis)
S Terry Kinard (Giants)
S Leander Knight (Jets)
WR GERAL McNeil (Cleveland)
G Tommy Robinson (Atlanta)

Players Lost (7)

S Jeff Donaldson (Chiefs)
S Tracey Eaton (Arizona)
FB Tracy Johnson (Atlanta)
TE Bob Mrosko (Giants)
DE Anthony Spears (Dallas)
TE Chris Verhulst (Denver)
C/G George Yarno (Green Bay)

1989

Plan B

Players Signed (7)

FB Carl Byrum (Buffalo)
DE Mark Garalczyk (Jets)
WR Kenny Jackson (Philadelphia)
TE Calvin Magee (Tampa Bay)

LB Matt Monger (Jets)
DE/TE Colin Scotts (Arizona)
C/G George Yarno (Atlanta)

Players Lost (13)

DE Robert Banks (Cleveland)
S Keith Bostic (Indianapolis)
LB Toby Caston (Detroit)
LB Kurt Crain (Green Bay)
T John Davis (Buffalo)
WR Willie Drewrey (Tampa Bay)
LB Mark Dusbabek (Minnesota)
QB Brent Pease (Miami)
RB Spencer Tillman (San Francisco)
T David Viaene (New England)
FB Ray Wallace (Pittsburgh)
T Doug Williams (Seattle)
TE Jamie Williams (San Francisco)

ALL-TIME HEAD COACHES SUMMARY

COACH	YEARS	WON	LOST	TIED	PCT.	PTS.	ALLOWED
Lou Rymkus*	1960-61	12	7	1	.625	546	414
Wally Lemm	1961, 1966-70	38	40	4	.487	1,785	1,702
Frank "Pop" Ivy	1962-63	17	12	0	.586	706	662
Sammy Baugh	1964	4	10	0	.285	310	355
Hugh "Bones" Taylor	1965	4	10	0	.285	298	429
Ed Hughes	1971	4	9	1	.321	251	330
Bill Peterson**	1972-73	1	18	0	.052	241	553
Sid Gillman	1973-74	8	15	0	.347	358	556
O.A. "Bum" Phillips	1975-80	59	38	0	.608	1,857	1,741
Ed Biles***	1981-83	8	23	0	.258	526	774
Chuck Studley	1983	2	8	0	.200	179	286
Hugh Campbell****	1984-85	8	22	0	.266	487	787
Jerry Glanville	1985-89	35	35	0	.500	1,535	1,637
Jack Pardee#	1990-94	44	35	0	.556	1,771	1,418
Jeff Fisher	1994-2010	147	126	0	.538	5,872	5,719
Mike Munchak	2011-13	22	26	0	.458	1,017	1,069
Ken Whisenhunt##	2014-15	3	20	0	.130	379	597
Mike Mularkey	2015-17	21	22	0	.488	925	1,054
Mike Vrabel	2018-21	43	27	0	.614	1,723	1,526
TOTALS	1960-2021	480	503	6	.488	20,766	21,609

* Released after five games in 1961

** Released after five games in 1973

*** Resigned after six games in 1983

**** Released after 14 games in 1985

Released after 10 games in 1994

Released after seven games in 2015

ALL-TIME STARTING QUARTERBACK SUMMARY (REGULAR SEASON)

Quarterback	Seasons	Wins	Losses	Ties	Pct.	Quarterback	Seasons	Wins	Losses	Ties	Pct.
George Blanda	1960-66	44	38	0	.537	Billy Joe Tolliver	1994	0	7	0	.000
Jacky Lee	1960-67	4	5	1	.450	Bucky Richardson	1992-94	1	3	0	.250
Don Trull	1964-69	4	9	2	.333	Chris Chandler	1995-96	11	14	0	.440
Buddy Humphrey	1966	0	1	0	.000	Steve McNair	1995-05	76	55	0	.580
Pete Beathard	1967-69	15	11	0	.577	Neil O'Donnell	1999-03	6	2	0	.750
Bob Davis	1967-69	3	2	1	.583	Billy Volek	2000-06	3	7	0	.300
Charley Johnson	1970-71	3	11	0	.214	Matt Mauck	2005	0	1	0	.000
Jerry Rhome	1970	0	3	1	.125	Vince Young	2006-10	30	17	0	.638
Dan Pastorini	1971-79	53	54	0	.495	Kerry Collins	2006-10	15	17	0	.469
Lynn Dickey	1971-74	2	7	1	.250	Rusty Smith	2010-11	0	1	0	.000
Kent Nix	1972	0	2	0	.000	Matt Hasselbeck	2011-12	11	10	0	.524
John Hadl	1976-77	1	5	0	.167	Jake Locker	2011-14	9	14	0	.391
Gifford Nielsen	1978-83	3	11	0	.214	Ryan Fitzpatrick	2013	3	6	0	.333
Ken Stabler	1980-81	16	12	0	.571	Charlie Whitehurst	2014	1	4	0	.200
John Reaves	1981	1	1	0	.500	Zach Mettenberger	2014-15	0	10	0	.000
Archie Manning	1982-83	0	8	0	.000	Marcus Mariota	2015-19	29	32	0	.475
Oliver Luck	1982-86	3	6	0	.333	Matt Cassel	2016-17	1	1	0	.500
Warren Moon	1984-93	70	69	0	.504	Blaine Gabbert	2018	2	1	0	.667
Brent Pease	1987-88	2	1	0	.667	Ryan Tannehill	2019-21	30	13	0	.698
Cody Carlson	1987-94	11	8	0	.579						



Ryan Tannehill led the Titans to 18 regular season wins and a pair of playoff appearances in his first two seasons with the club.

YEAR-BY-YEAR STARTING QUARTERBACKS SINCE 1999

2021 (12-5)

Date	W-L	Opponent	Starter
Sept. 12	L	Arizona	Tannehill
Sept. 19	W	Seattle	Tannehill
Sept. 27	W	Indianapolis	Tannehill
Oct. 3	L	New York Jets	Tannehill
Oct. 10	W	Jacksonville	Tannehill
Oct. 18	W	Buffalo	Tannehill
Oct. 24	W	Kansas City	Tannehill
Oct. 31	W	Indianapolis	Tannehill
Nov. 7	W	L.A. Rams	Tannehill
Nov. 14	W	New Orleans	Tannehill
Nov. 21	L	Houston	Tannehill
Nov. 28	L	New England	Tannehill
Dec. 12	W	Jacksonville	Tannehill
Dec. 19	L	Pittsburgh	Tannehill
Dec. 23	W	San Francisco	Tannehill
Jan. 2	W	Miami	Tannehill
Jan. 9	W	Houston	Tannehill
Divisional			
Jan. 22	L	Cincinnati	Tannehill

Tannehill (12-5, 0-1)

2020 (11-5)

Date	W-L	Opponent	Starter
Sept. 14	W	at Denver	Tannehill
Sept. 20	W	Jacksonville	Tannehill
Sept. 27	W	at Minnesota	Tannehill
Oct. 13	W	Buffalo	Tannehill
Oct. 18	W	Houston	Tannehill
Oct. 25	L	Pittsburgh	Tannehill
Nov. 1	L	at Cincinnati	Tannehill
Nov. 8	W	Chicago	Tannehill
Nov. 12	L	Indianapolis	Tannehill
Nov. 22	W	at Baltimore	Tannehill
Nov. 29	W	at Indianapolis	Tannehill
Dec. 6	L	Cleveland	Tannehill
Dec. 13	W	at Jacksonville	Tannehill
Dec. 20	W	Detroit	Tannehill
Dec. 27	L	at Green Bay	Tannehill
Jan. 3	W	at Houston	Tannehill
Wild Card			
Jan. 10	L	Baltimore	Tannehill

Tannehill (11-5, 0-1)

2019 (9-7)

Date	W-L	Opponent	Starter
Sept. 8	W	at Cleveland	Mariota
Sept. 15	L	Indianapolis	Mariota
Sept. 19	L	at Jacksonville	Mariota
Sept. 29	W	at Atlanta	Mariota
Oct. 6	L	Buffalo	Mariota
Oct. 13	L	at Denver	Mariota
Oct. 20	W	L.A. Chargers	Tannehill
Oct. 27	W	Tampa Bay	Tannehill
Nov. 3	L	at Carolina	Tannehill
Nov. 10	W	Kansas City	Tannehill
Nov. 24	W	Jacksonville	Tannehill
Dec. 1	W	at Indianapolis	Tannehill
Dec. 8	W	at Oakland	Tannehill
Dec. 15	L	Houston	Tannehill
Dec. 22	L	New Orleans	Tannehill
Dec. 30	W	at Houston	Tannehill
Wild Card			
Jan. 4	W	at New England	Tannehill
Divisional			
Jan. 11	W	at Baltimore	Tannehill
AFC Championship			
Jan. 19	L	at Kansas City	Tannehill

Mariota (2-4), Tannehill (7-3, 2-1)

YEAR-BY-YEAR STARTING QUARTERBACKS SINCE 1999

2018 (9-7)

Date	W-L	Opponent	Starter
Sept. 9	L	at Miami	Mariota
Sept. 16	W	Houston	Gabbert
Sept. 23	W	at Jacksonville	Gabbert
Sept. 30	W	Philadelphia	Mariota
Oct. 7	L	at Buffalo	Mariota
Oct. 14	L	Baltimore	Mariota
Oct. 21	L	at L.A. Chargers	Mariota
Nov. 5	W	at Dallas	Mariota
Nov. 11	W	New England	Mariota
Nov. 18	L	at Indianapolis	Mariota
Nov. 26	L	at Houston	Mariota
Dec. 2	W	N.Y. Jets	Mariota
Dec. 6	W	Jacksonville	Mariota
Dec. 16	W	at N.Y. Giants	Mariota
Dec. 22	W	Washington	Mariota
Dec. 30	L	Indianapolis	Gabbert

Mariota (7-6), Gabbert (2-1)

2017 (9-7)

Date	W-L	Opponent	Starter
Sept. 10	L	Oakland	Mariota
Sept. 17	W	at Jacksonville	Mariota
Sept. 24	W	Seattle	Mariota
Oct. 1	L	at Houston	Mariota
Oct. 8	L	at Miami	Cassel
Oct. 16	W	Indianapolis	Mariota
Oct. 22	W	at Cleveland	Mariota
Nov. 5	W	Baltimore	Mariota
Nov. 12	W	Cincinnati	Mariota
Nov. 16	L	at Pittsburgh	Mariota
Nov. 26	W	at Indianapolis	Mariota
Dec. 3	W	Houston	Mariota
Dec. 10	L	at Arizona	Mariota
Dec. 17	L	at San Francisco	Mariota
Dec. 24	L	Los Angeles Rams	Mariota
Dec. 31	W	Jacksonville	Mariota

Wild Card

Jan. 6	W	at Kansas City	Mariota
--------	---	----------------	---------

Divisional

Jan. 13	L	at New England	Mariota
---------	---	----------------	---------

Mariota (9-6, 1-1), Cassel (0-1)

2016 (9-7)

Date	W-L	Opponent	Starter
Sept. 11	L	Minnesota	Mariota
Sept. 18	W	at Detroit	Mariota
Sept. 25	L	Oakland	Mariota
Oct. 2	L	at Houston	Mariota
Oct. 9	W	at Miami	Mariota
Oct. 16	W	Cleveland	Mariota
Oct. 23	L	Indianapolis	Mariota
Oct. 27	W	Jacksonville	Mariota
Nov. 6	L	at San Diego	Mariota
Nov. 13	W	Green Bay	Mariota
Nov. 20	L	at Indianapolis	Mariota
Nov. 27	W	at Chicago	Mariota
Dec. 11	W	Denver	Mariota
Dec. 18	W	at Kansas City	Mariota
Dec. 24	L	at Jacksonville	Mariota
Jan. 1	W	Houston	Cassel

Mariota (8-7), Cassel (1-0)

2015 (3-13)

Date	W-L	Opponent	Starter
Sept. 13	W	at Tampa Bay	Mariota
Sept. 20	L	at Cleveland	Mariota
Sept. 27	L	Indianapolis	Mariota
Oct. 11	L	Buffalo	Mariota

Oct. 18	L	Miami	Mariota
Oct. 25	L	Atlanta	Mettenberger
Nov. 1	L	at Houston	Mettenberger
Nov. 8	W	at New Orleans	Mariota
Nov. 15	L	Carolina	Mariota
Nov. 19	L	at Jacksonville	Mariota
Nov. 29	L	Oakland	Mariota
Dec. 6	W	Jacksonville	Mariota
Dec. 13	L	at N.Y. Jets	Mariota
Dec. 20	L	at New England	Mariota
Dec. 27	L	Houston	Mettenberger
Jan. 3	L	at Indianapolis	Mettenberger

Mariota (3-9), Mettenberger (0-4)

2014 (2-14)

Date	W-L	Opponent	Starter
Sept. 7	W	at Kansas City	Locker
Sept. 14	L	Dallas	Locker
Sept. 21	L	at Cincinnati	Locker
Sept. 28	L	at Indianapolis	Whitehurst
Oct. 5	L	Cleveland	Locker
Oct. 12	W	Jacksonville	Whitehurst
Oct. 19	L	at Washington	Whitehurst
Oct. 26	L	Houston	Mettenberger
Nov. 9	L	at Baltimore	Mettenberger
Nov. 17	L	Pittsburgh	Mettenberger
Nov. 23	L	at Philadelphia	Mettenberger
Nov. 30	L	at Houston	Mettenberger
Dec. 7	L	N.Y. Giants	Mettenberger
Dec. 14	L	N.Y. Jets	Locker
Dec. 18	L	at Jacksonville	Whitehurst
Dec. 28	L	Indianapolis	Whitehurst

Locker (1-4), Whitehurst (1-4), Mettenberger (0-6)

2013 (7-9)

Date	W-L	Opponent	Starter
Sept. 8	W	at Pittsburgh	Locker
Sept. 15	L	at Houston	Locker
Sept. 22	W	San Diego	Locker
Sept. 29	W	N.Y. Jets	Locker
Oct. 6	L	Kansas City	Fitzpatrick
Oct. 13	L	at Seattle	Fitzpatrick
Oct. 20	L	San Francisco	Locker
Nov. 3	W	at St. Louis	Locker
Nov. 10	L	Jacksonville	Locker
Nov. 14	L	Indianapolis	Fitzpatrick
Nov. 24	W	at Oakland	Fitzpatrick
Dec. 1	L	at Indianapolis	Fitzpatrick
Dec. 8	L	at Denver	Fitzpatrick
Dec. 15	L	Arizona	Fitzpatrick
Dec. 22	W	at Jacksonville	Fitzpatrick
Dec. 29	W	Houston	Fitzpatrick

Locker (4-3), Fitzpatrick (3-6)

2012 (6-10)

Date	W-L	Opponent	Starter
Sept. 9	L	New England	Locker
Sept. 16	L	at San Diego	Locker
Sept. 23	W	Detroit	Locker
Sept. 30	L	at Houston	Locker
Oct. 7	L	at Minnesota	Hasselbeck
Oct. 11	W	Pittsburgh	Hasselbeck
Oct. 21	W	at Buffalo	Hasselbeck
Oct. 28	L	Indianapolis	Hasselbeck
Nov. 4	L	Chicago	Hasselbeck
Nov. 11	W	at Miami	Locker
Nov. 25	L	at Jacksonville	Locker
Dec. 2	L	Houston	Locker
Dec. 9	L	at Indianapolis	Locker
Dec. 17	W	N.Y. Jets	Locker

Dec. 23	L	at Green Bay	Locker
Dec. 30	W	Jacksonville	Locker

Locker (4-7), Hasselbeck (2-3)

2011 (9-7)

Date	W-L	Opponent	Starter
Sept. 11	L	at Jacksonville	Hasselbeck
Sept. 18	W	Baltimore	Hasselbeck
Sept. 25	W	Denver	Hasselbeck
Oct. 2	W	at Cleveland	Hasselbeck
Oct. 9	L	at Pittsburgh	Hasselbeck
Oct. 23	L	Houston	Hasselbeck
Oct. 30	W	Indianapolis	Hasselbeck
Nov. 6	L	Cincinnati	Hasselbeck
Nov. 13	W	at Carolina	Hasselbeck
Nov. 20	L	at Atlanta	Hasselbeck
Nov. 27	W	Tampa Bay	Hasselbeck
Dec. 4	W	at Buffalo	Hasselbeck
Dec. 11	L	New Orleans	Hasselbeck
Dec. 18	L	at Indianapolis	Hasselbeck
Dec. 24	W	Jacksonville	Hasselbeck
Jan. 1	W	at Houston	Hasselbeck

Hasselbeck (9-7)

2010 (6-10)

Date	W-L	Opponent	Starter
Sept. 12	W	Oakland	Young
Sept. 19	L	Pittsburgh	Young
Sept. 26	W	at N.Y. Giants	Young
Oct. 3	L	Denver	Young
Oct. 10	W	at Dallas	Young
Oct. 18	W	at Jacksonville	Young
Oct. 24	W	Philadelphia	Collins
Oct. 31	L	at San Diego	Young
Nov. 14	L	at Miami	Collins
Nov. 21	L	Washington	Young
Nov. 28	L	at Houston	Smith
Dec. 5	L	Jacksonville	Collins
Dec. 9	L	Indianapolis	Collins
Dec. 19	W	Houston	Collins
Dec. 26	L	at Kansas City	Collins
Jan. 2	L	at Indianapolis	Collins

Young (4-4), Collins (2-5), Smith (0-1)

2009 (8-8)

Date	W-L	Opponent	Starter
Sept. 10	L	at Pittsburgh	Collins
Sept. 20	L	Houston	Collins
Sept. 27	L	at N.Y. Jets	Collins
Oct. 4	L	at Jacksonville	Collins
Oct. 11	L	Indianapolis	Collins
Oct. 18	L	at New England	Collins
Nov. 1	W	Jacksonville	Young
Nov. 8	W	at San Francisco	Young
Nov. 15	W	Buffalo	Young
Nov. 23	W	at Houston	Young
Nov. 29	W	Arizona	Young
Dec. 6	L	at Indianapolis	Young
Dec. 13	W	St. Louis	Young
Dec. 20	W	Miami	Young
Dec. 25	L	San Diego	Young
Jan. 3	W	at Seattle	Young

Young (8-2), Collins (0-6)

2008 (13-3)

Date	W-L	Opponent	Starter
Sept. 7	W	Jacksonville	Young
Sept. 14	W	at Cincinnati	Collins
Sept. 21	W	Houston	Collins
Sept. 28	W	Minnesota	Collins
Oct. 5	W	at Baltimore	Collins

YEAR-BY-YEAR STARTING QUARTERBACKS SINCE 1999

Oct. 19	W	at Kansas City	Collins
Oct. 27	W	Indianapolis	Collins
Nov. 2	W	Green Bay	Collins
Nov. 9	W	at Chicago	Collins
Nov. 16	W	at Jacksonville	Collins
Nov. 23	L	N.Y. Jets	Collins
Nov. 27	W	at Detroit	Collins
Dec. 7	W	Cleveland	Collins
Dec. 14	L	at Houston	Collins
Dec. 21	W	Pittsburgh	Collins
Dec. 28	L	at Indianapolis	Collins

Divisional

Jan. 10 L (P) Baltimore Collins

Young (1-0), Collins (12-3, 0-1)**2007 (10-6)**

Date	W-L	Opponent	Starter
Sept. 9	W	at Jacksonville	Young
Sept. 16	L	Indianapolis	Young
Sept. 24	W	at New Orleans	Young
Oct. 7	W	Atlanta	Young
Oct. 14	L	at Tampa Bay	Young
Oct. 21	W	at Houston	Collins
Oct. 28	W	Oakland	Young
Nov. 4	W	Carolina	Young
Nov. 11	L	Jacksonville	Young
Nov. 19	L	at Denver	Young
Nov. 25	L	at Cincinnati	Young
Dec. 2	W	Houston	Young
Dec. 9	L	San Diego	Young
Dec. 16	W	at Kansas City	Young
Dec. 23	W	N.Y. Jets	Young
Dec. 30	W	at Indianapolis	Young

Wild Card

Jan. 6 L (P) at San Diego Young

Young (9-6, 0-1), Collins (1-0)**2006 (8-8)**

Date	W-L	Opponent	Starter
Sept. 10	L	N.Y. Jets	Collins
Sept. 17	L	at San Diego	Collins
Sept. 24	L	at Miami	Collins
Oct. 1	L	Dallas	Young
Oct. 8	L	at Indianapolis	Young
Oct. 15	W	at Washington	Young
Oct. 29	W	Houston	Young
Nov. 5	L	at Jacksonville	Young
Nov. 12	L	Baltimore	Young
Nov. 19	W	at Philadelphia	Young
Nov. 26	W	N.Y. Giants	Young
Dec. 3	W	Indianapolis	Young
Dec. 10	W	at Houston	Young
Dec. 17	W	Jacksonville	Young
Dec. 24	W	at Buffalo	Young
Dec. 31	L	New England	Young

Young (8-5), Collins (0-3)**2005 (4-12)**

Date	W-L	Opponent	Starter
Sept. 11	L	at Pittsburgh	McNair
Sept. 18	W	Baltimore	McNair
Sept. 25	L	at St. Louis	McNair
Oct. 2	L	Indianapolis	McNair
Oct. 9	W	at Houston	McNair
Oct. 16	L	Cincinnati	McNair
Oct. 23	L	at Arizona	Volek
Oct. 30	L	Oakland	McNair
Nov. 6	L	at Cleveland	McNair
Nov. 20	L	Jacksonville	McNair
Nov. 27	W	San Francisco	McNair
Dec. 4	L	at Indianapolis	McNair
Dec. 11	W	Houston	McNair

Dec. 18	L	Seattle	McNair
Dec. 24	L	at Miami	McNair
Jan. 1	L	at Jacksonville	Mauck

McNair (4-10), Volek (0-1), Mauck (0-1)**2004 (5-11)**

Date	W-L	Opponent	Starter
Sept. 11	W	at Miami	McNair
Sept. 19	L	Indianapolis	McNair
Sept. 26	L	Jacksonville	McNair
Oct. 3	L	at San Diego	Volek
Oct. 11	W	at Green Bay	McNair
Oct. 17	L	Houston	McNair
Oct. 24	L	at Minnesota	McNair
Oct. 31	W	Cincinnati	Volek
Nov. 14	L	Chicago	Volek
Nov. 21	W	at Jacksonville	McNair
Nov. 28	L	at Houston	McNair
Dec. 5	L	at Indianapolis	Volek
Dec. 13	L	Kansas City	Volek
Dec. 19	L	at Oakland	Volek
Dec. 25	L	Denver	Volek
Jan. 2	W	Detroit	Volek

Volek (2-6), McNair (3-5)**2003 (12-4)**

Date	W-L	Opponent	Starter
Sept. 7	W	Oakland	McNair
Sept. 14	L	at Indianapolis	McNair
Sept. 21	W	New Orleans	McNair
Sept. 28	W	at Pittsburgh	McNair
Oct. 5	L	at New England	McNair
Oct. 12	W	Houston	McNair
Oct. 19	W	at Carolina	McNair
Oct. 26	W	at Jacksonville	McNair
Nov. 9	W	Miami	McNair
Nov. 16	W	Jacksonville	McNair
Nov. 23	W	at Atlanta	McNair
Dec. 1	L	at N.Y. Jets	McNair
Dec. 7	L	at Indianapolis	McNair
Dec. 14	W	Buffalo	Volek
Dec. 21	W	at Houston	McNair
Dec. 28	W	Tampa Bay	O'Donnell

Wild Card

Jan. 3 W (P) at Baltimore McNair

Divisional

Jan. 10 L (P) at New England McNair

McNair (10-4, 1-1), Volek (1-0), O'Donnell (1-0)**2002 (11-5)**

Date	W-L	Opponent	Starter
Sept. 8	W	Philadelphia	McNair
Sept. 15	L	at Dallas	McNair
Sept. 22	L	Cleveland	McNair
Sept. 28	L	at Oakland	McNair
Oct. 6	L	Washington	McNair
Oct. 13	W	Jacksonville	McNair
Oct. 27	W	at Cincinnati	McNair
Nov. 3	W	at Indianapolis	McNair
Nov. 10	W	Houston	McNair
Nov. 17	W	Pittsburgh	McNair
Nov. 24	L	at Baltimore	McNair
Dec. 1	W	at N.Y. Giants	McNair
Dec. 8	W	Indianapolis	McNair
Dec. 16	W	New England	McNair
Dec. 22	W	at Jacksonville	McNair
Dec. 29	W	at Houston	McNair

Divisional

Jan. 11 W (P) Pittsburgh McNair

AFC Championship

Jan. 19 L (P) at Oakland McNair

McNair (11-5, 1-1)**2001 (7-9)**

Date	W-L	Opponent	Starter
Sept. 9	L	Miami	McNair
Sept. 23	L	at Jacksonville	O'Donnell
Oct. 7	L	at Baltimore	McNair
Oct. 14	W	Tampa Bay	McNair
Oct. 21	W	at Detroit	McNair
Oct. 29	L	at Pittsburgh	McNair
Nov. 4	W	Jacksonville	McNair
Nov. 12	L	Baltimore	McNair
Nov. 18	W	at Cincinnati	McNair
Nov. 25	L	Pittsburgh	McNair
Dec. 2	W	at Cleveland	McNair
Dec. 9	L	at Minnesota	McNair
Dec. 16	W	Green Bay	McNair
Dec. 22	W	at Oakland	McNair
Dec. 30	L	Cleveland	McNair
Jan. 6	L	Cincinnati	McNair

McNair (7-8), O'Donnell (0-1)**2000 (13-3)**

Date	W-L	Opponent	Starter
Sept. 3	L	at Buffalo	McNair
Sept. 10	W	Kansas City	McNair
Sept. 24	W	at Pittsburgh	O'Donnell
Oct. 1	W	N.Y. Giants	McNair
Oct. 8	W	at Cincinnati	McNair
Oct. 16	W	Jacksonville	McNair
Oct. 22	W	at Baltimore	McNair
Oct. 30	W	at Washington	McNair
Nov. 5	W	Pittsburgh	McNair
Nov. 12	L	Baltimore	McNair
Nov. 19	W	Cleveland	McNair
Nov. 26	L	at Jacksonville	McNair
Dec. 3	W	at Philadelphia	McNair
Dec. 10	W	Cincinnati	McNair
Dec. 17	W	at Cleveland	McNair
Dec. 25	W	Dallas	McNair

Divisional

Jan. 7 L (P) Baltimore McNair

McNair (12-3, 0-1), O'Donnell (1-0)**1999 (13-3)**

Date	W-L	Opponent	Starter
Sept. 12	W	Cincinnati	McNair
Sept. 19	W	Cleveland	O'Donnell
Sept. 26	W	at Jacksonville	O'Donnell
Oct. 3	L	at San Francisco	O'Donnell
Oct. 10	W	Baltimore	O'Donnell
Oct. 17	W	at New Orleans	O'Donnell
Oct. 31	W	St. Louis	McNair
Nov. 7	L	at Miami	McNair
Nov. 14	W	at Cincinnati	McNair
Nov. 21	W	Pittsburgh	McNair
Nov. 28	W	at Cleveland	McNair
Dec. 5	L	at Baltimore	McNair
Dec. 9	W	Oakland	McNair
Dec. 19	W	Atlanta	McNair
Dec. 26	W	Jacksonville	McNair
Jan. 2	W	at Pittsburgh	McNair

Wild Card

Jan. 8 W (P) Buffalo McNair

Divisional

Jan. 16 W (P) at Indianapolis McNair

AFC Championship

Jan. 23 W (P) at Jacksonville McNair

Super Bowl XXXIV

Jan. 30 L (P) St. Louis McNair

McNair (9-2, 3-1), O'Donnell (4-1)

ALL-TIME ALL-PRO SELECTIONS

AFL ALL-PRO

- 1960** George Blanda, QB (Honorable Mention, UPI)
 Billy Cannon, RB (Second Team, UPI, OF)
 Mike Dukes, LB (First Team, UPI)
 Don Floyd, DE (Honorable Mention, UPI)
 Bill Groman, E (First Team, UPI, OF)
 Charlie Hennigan, RB (Honorable Mention, UPI)
 Al Jamison, T (First Team, AP, Second Team OF)
 Mark Johnston, S (First Team, AP, Second Team, UPI, OF)
 Rich Michael, T (First Team, UPI, OF)
 Dennit Morris, LB (Second Team OF, Honorable Mention, UPI)
 Jim Norton, S (Honorable Mention, UPI)
 Hugh Pitts, LB (Honorable Mention, UPI)
 Dave Smith, (First Team, AP, UPI, OF)
 Julian Spence, CB (First Team, UPI)
 Orville Trask, DT (Second Team, UPI, OF)
 Fred Wallner, T (Honorable Mention, UPI)
- 1961** Tony Banfield, CB (First Team, AP, UPI, OF, SN, Second Team, NY)
 George Blanda, QB (First Team, AP, UPI, OF, SN, NY)
 Billy Cannon, HB (First Team, AP, UPI, OF, SN, NY)
 Don Floyd, DE (First Team, OF)
 Bill Groman, E (First Team, AP, SN, Second Team, UPI, NY)
 Charlie Hennigan, E (First Team, AP, UPI, OF, SN, NY)
 Ed Husmann, DT (Second Team, UPI, NY)
 Al Jamison, T (First Team, AP, UPI, OF, SN, NY)
 Mark Johnston, S (First Team, NY)
 Jim Norton, S (Second Team, UPI, NY)
 Bob Schmidt, C (Second Team, OF)
 Bob Talamini, G (Second Team, OF, UPI)
 Charley Tolar, FB (Second Team, UPI, OF)
- 1962** Tony Banfield, CB, (First Team, AP, UPI, OF)
 George Blanda, QB (Second Team, AP, UPI)
 Doug Cline, OLB (Second Team, AP UPI)
 Don Floyd, DE (First Team, AP, UPI, OF)
 Charlie Hennigan, E (First Team, AP, UPI, OF)
 Ed Husmann, DT (First Team AP, UPI)
 Al Jamison, T (First Team, AP, UPI)
 Jim Norton, S (First Team, UPI, Second Team, AP)
 Bob Schmidt, C (Second Team, AP, UPI)
 Bob Talamini, G (First Team UPI, OF)
 Charley Tolar, FB (Second Team, AP, UPI)
- 1963** Tony Banfield, CB (First Team, AP, UPI, OF, PF)
 George Blanda, QB (Second Team, AP, NY)
 Doug Cline, OLB (Second Team, AP, NY, UPI)
 Don Floyd, DE (Second Team, NY)
 Fred Glick, S (First Team, AP, UPI, OF, NEA, NY)
 Charlie Hennigan, E (Second Team, NEA, NY, Honorable Mention, AP)
 Ed Husmann, DT (Second Team, UPI)
 Bobby Jancik, S (Second Team, NY, Honorable Mention, AP, UPI)
 Rich Michael, T (Honorable Mention, UPI)
 Bob Schmidt, C (Second Team, UPI, NEA)
 Bob Talamini, G (First Team, AP, OF, NEA, NY, Second Team, UPI)
 Hogan Wharton, G (Honorable Mention, AP)
- 1964** Sonny Bishop, T (Second Team, UPI)
 Sid Blanks, T (Second Team, UPI)
 Don Floyd, DE (Second Team, UPI)
 Fred Glick, S (First Team, OF, Second Team, NEA)
 Charlie Hennigan, E (First Team, AP, UPI, NEA, OF, NY)
 Pete Jaquess, CB (Second Team, AP)
 Bob Talamini, G (First Team, NEA, OF, Second Team, AP, UPI, NY)
- 1965** Sonny Bishop, G (Second Team, NY)
 Ode Burrell, RB (Second Team, NY)
 Willie Frazier, TE (First Team, AP, UPI, OF, NEA, NY)
 W.K. Hicks, CB (Second Team, AP, UPI, NY)
 Bob Talamini, G (First Team, AP, UPI, OF, NY)
- 1966** Johnny Baker, OLB (Second Team, NEA)
 George Blanda, K (Second Team, NY)
 Walter Suggs, T (Second Team, UPI, NEA)
 Bob Talamini, G (First Team, OF, Second Team, UPI, NEA, NY)
- 1967** Miller Farr, CB (First Team, AP, UPI, NEA, SN, FN, NY, DE)

LEGEND

- AP** - Associated Press
CP - College & Pro Football Newsweekly
DMN - Dallas Morning News
DB - Dick Butkus Football Network
DE - Detroit News
DH - Don Heinrich (Pro Football Scouts)
DP - Diet Pepsi Rookie Rookie of the Year
DZ - Paul Zimmerman (N.Y. Post, 1969 -78; Sports Ill., 1979-present)
FD - Football Digest
FI - NFL Films
FN - Football News
FO - Gordon Forbes, USA Today
FW - Pro Football Weekly
FX - Larry Fox, N.Y. Daily News
GN - Gannett News Service
HF - Pro Football Hall of Fame
JT - Joe Theismann
NA - The National
NBC - NBC Sports.com
NEA - Newspaper Enterprise Association
NY - New York Daily News
OA - Bob Oates, L.A. Times
OF - Official AFL Team
PF - Pro Football Digest
PK - Peter King, Sports Illust.
RS - Pamela Robbins Scott
SI - Sports Illustrated
SN - The Sporting News
TP - Topps All-Pro Team
UPI - United Press International
USA - USA Today
WA - Pro Football Writers of America

- Hoyle Granger, RB (Second Team, AP, UPI, NEA)
 Pat Holmes, DE (First Team, AP, UPI, NEA, FN, DE, Second Team, SN, NY)
 Bobby Maples, C (Second Team, AP, UPI, NY)
 Jim Norton, S (First Team, FN, DE, Second Team, AP, UPI, NY)
 Walter Suggs, T (First Team, SN, FN, Second Team, AP, UPI, NEA)
 Bob Talamini, G (First Team, AP, UPI, NEA, SN, FN, DE)
 George Webster, OL (First Team, AP, UPI, NEA, SN, FN, NY, DE)
- 1968** Miller Farr, CB (First Team, PF, AP, UPI, NEA, SN, FN, NY, FW)
 Hoyle Granger, RB (Second Team, FN)
 Ken Houston, S (Second Team, SN, NEA)
 Alvin Reed, TE (First Team, SN, FN, NY, Second Team, AP, UPI)
 Walter Suggs, T (First Team, SN, Second Team, AP, UPI, NEA, FN)
 George Webster, OLB (First Team, PF, WA, AP, UPI, NEA, SN, FN, NY, FW)
- 1969** Elvin Bethea, DE (Second Team, UPI)
 Sonny Bishop, G (Second Team, SN, Honorable Mention, UPI)
 Garland Boyette, MLB (Honorable Mention, UPI)
 Miller Farr, CB (First Team, SN, Second Team, AP, UPI, NEA, NY, SI)
 Hoyle Granger, RB (Second Team, SI, Honorable Mention, UPI, PF)
 Ken Houston, S (First Team, NY, SI, Second Team, AP, UPI, SN,

ALL-TIME ALL-PRO SELECTIONS

FN)
 Alvin Reed, TE (First Team, SN, Second Team, AP, UPI, NEA, NY, SI, PF)
 Tom Regner, G (Honorable Mention, UPI)
 George Webster, OLB (First Team, WA, AP, UPI, NEA, SN, NY, SI, PF, Second Team, HF, NEA)
 Walter Suggs, T (Second Team, AP, UPI, NEA, NY)

NFL ALL-PRO

- 1970** Ken Houston, S (Second Team, NEA)
1971 Ken Houston, S (First Team, DZ, TP, FW, Second Team, WA, NEA, FN)
1972 Ken Houston, S (Second Team, WA, NEA)
1973 Elvin Bethea, DE (Second Team, NEA)
1975 Elvin Bethea, DE (First Team, FN, CP, Second Team, AP, NEA)
 Robert Brazile, OLB (First Team, DZ)
 Curley Culp, DT (First Team, AP, WA, NEA, NY, FW)
 Billy Johnson, KR (First Team, FW, Second Team, FN)
1976 Robert Brazile, OLB (First Team, WA, FN, NY, Second Team, AP)
1977 Robert Brazile, OLB (First Team, NEA, Second Team, AP)
 Ken Burrough, WR (Second Team, AP, NEA)
 Curley Culp, DT (Second Team, NEA)
 Billy Johnson, KR (First Team, AP, WA, TP, NY, FX, CP, RS, FW)
1978 Elvin Bethea, DE (Second Team, NEA)
 Robert Brazile, OLB (First Team, AP, WA, NEA, CP, FW)
 Earl Campbell, RB (First Team, AP, WA, NEA, CP, DZ, NY, FX, FW)
 Curley Culp, DT (Second Team, AP, NEA)
1979 Elvin Bethea, DE (Second Team, AP)
 Robert Brazile, OLB (First Team, AP, FW, NEA, WA)
 Earl Campbell, RB (First Team, AP, SN, FW, NEA, WA)
 Curly Culp, DT (Second Team, AP)
 Toni Fritsch, PK (First Team, AP, WA, NEA, DZ)
 Leon Gray, T (First Team, AP, WA, NEA, CP, FW)
 Vernon Perry, S (First Team, DZ)
 Mike Reinfeldt, S (First Team, AP, WA, NEA, CP, NY, FX, FW)
1980 Gregg Bingham, ILB (First Team, FX)
 Robert Brazile, OLB (First Team, WA, NEA, SN, CP, FD, FX, FW, Second Team, AP)
 Earl Campbell, RB (First Team, AP, WA, NEA, SN, CP, FD, DZ, NY, FX, FW)
 Leon Gray, T (First Team, AP, WA, SN, FD, FW, Second Team, NEA)
 Bob Young, G (First Team, FD)
1981 Gregg Bingham, ILB (Honorable Mention, DH)
 Robert Brazile, OLB (Second Team, AP, DH)
 Earl Campbell, RB (First Team, CP, Second Team, DH)
 Dave Casper, TE (Honorable Mention, DH)
 Vernon Perry, S (First Team, CP, Honorable Mention, DH)
1982 Earl Campbell, RB (Honorable Mention, DH)
 Dave Casper, TE (Honorable Mention, OA)
1983 Earl Campbell, RB (Honorable Mention, DH)
 Mike Munchak, G (Second Team, NEA)
1984 Mike Munchak, G (Second Team, NEA, DH)
1985 Bo Eason, S (Second Team, NEA)
 Bruce Matthews, T (Honorable Mention, DH)
 Mike Munchak, T (First Team, FD, Second Team, AP, NEA, DH)
1986 Bruce Matthews, T (Third Team, GN)
1987 Keith Bostic, S (First Team, NEA, FD, FI, Second Team, AP, DH)
 Ray Childress, DE (Honorable Mention, DH)
 Ernest Givins, WR (Honorable Mention, DH)
 Warren Moon, QB (Honorable Mention, DH)
 Mike Munchak, G (First Team, AP, WA, NEA, SN, FO, FD, TP, DH)
 Mike Rozier, RB (Honorable Mention, DH)
1988 Patrick Allen, CB (Honorable Mention, AP)
 Keith Bostic, S (Honorable Mention, AP)
 Ray Childress, DE (Second Team, AP, NEA, CP, FD, Honorable Mention, DH)
 Jeff Donaldson, S (Second Team, CP, Honorable Mention, AP, DH)
 Drew Hill, WR (First Team, DH, Honorable Mention, AP)
 Bruce Matthews, G (First Team, AP, WA, SN, FD, FO, DZ, DH, FW, Second Team, NEA, CP)
- Warren Moon, QB (Honorable Mention, DH)
 Mike Munchak, G (First Team, WA, NEA, FO, FW, Second Team, AP)
1989 Ray Childress, DE (Second Team, AP, Honorable Mention, DH)
 Bruce Matthews, G (First Team, AP, SN, DZ, FD, FI, FW, Second Team, NEA, CP)
 Greg Montgomery, P (First Team, NEA, Honorable Mention, DH)
 Warren Moon, QB (Honorable Mention, DH)
 Mike Munchak, G (First Team, NEA, FO, Second Team, AP)
 Eugene Seale, ST (First Team, FW)
1990 Ray Childress, DE (First Team, WA, CP, FO, DZ, SN, DH, Second Team, AP, NEA, NA, Honorable Mention, PK)
 Ernest Givins, WR (Second Team, AP, Honorable Mention, DH, PK)
 Drew Hill, WR (Honorable Mention, AP, DH)
 Haywood Jeffires, WR (Second Team, CP, NA, Honorable Mention, DH)
 Richard Johnson, CB (Second Team, CP, Honorable Mention, AP)
 Terry Kinard, S (Honorable Mention, AP)
 Bruce Matthews, G (First Team, AP, WA, NEA, CP, FO, SN, FI, DH, FW, Second Team, PK)
 Bubba McDowell, S (Honorable Mention, AP, DH)
 Greg Montgomery, P (Honorable Mention, AP, DH)
 Warren Moon, QB (First Team, SN, FI, Second Team, AP, DH, Honorable Mention, FD, PK)
 Mike Munchak, G (Second Team, AP, DH)
1991 Ray Childress, DT (First Team, NEA, CP, FO, FD, FI, DH, Honorable Mention, AP)
 Cris Dishman, CB (First Team, AP, FO, FD, FI, DH, FW, Second Team, CP)
 William Fuller, DE (Honorable Mention, AP, DH)
 Haywood Jeffires, WR (First Team, AP, WA, FD, FI, Second Team, NEA, CP, DH)
 Bruce Matthews, C (First Team, NEA, FD, FI, FW, Second Team, AP, CP)
 Bubba McDowell, S (Second Team, AP, CP, DH)
 Warren Moon, QB (Honorable Mention, AP, DH)
 Mike Munchak, G (First Team, AP, WA, FW, CP, FD, Second Team, NEA, Honorable Mention, DH)
 Bo Orlando, S (Honorable Mention, AP)
 Al Smith, MLB (First Team, WA, FW, Second Team, CP, DH, Honorable Mention, AP)
1992 Ray Childress, DT (First Team, AP, WA, NEA, CP, FO, DZ, FI, JT)
 Cris Dishman, S (Honorable Mention, AP)
 William Fuller, DE (Honorable Mention, AP, JT)
 Ernest Givins, WR (Honorable Mention, JT)
 Haywood Jeffires, WR (Honorable Mention, AP, JT)
 Bruce Matthews, C (First Team, AP, WA, NEA, SN, FD, JT, Second Team, CP)
 Bubba McDowell, S (First Team, JT, Honorable Mention, AP)
 Greg Montgomery, P (Honorable Mention, AP, JT)
 Mike Munchak, G (Second Team, AP, CP, JT)
 Al Smith, MLB (First Team, AP, FD, Second Team, NEA, CP, FO, Honorable Mention, JT)
 Lorenzo White, RB (Honorable Mention, AP, JT)
1993 Ray Childress, DT (First Team, FO, Second Team, AP, CP, FD, Honorable Mention, JT)
 Al Del Greco, K (Second Team, FD, Honorable Mention, AP)
 Cris Dishman, CB (Honorable Mention, AP, JT)
 Sean Jones, DE (Honorable Mention, AP, JT)
 Bruce Matthews, C (First Team, WA, SN, CP, FD, FI, Second Team, AP)
 Greg Montgomery, P (First Team, AP, WA, SN, CP, FD, FI, Honorable Mention, JT)
 Warren Moon, QB (Honorable Mention, AP, JT)
 Mike Munchak, G (First Team, FD, FI, Second Team, AP, CP)
 Bo Orlando, S (Honorable Mention, AP)
 Marcus Robertson, S (First Team, AP, SN, JT, Second Team, CP)
 Webster Slaughter, WR (Honorable Mention, AP)
 Al Smith, MLB (Honorable Mention, AP)
1994 Rich Camarillo, P (Honorable Mention, AP)
 Bruce Matthews, C (Honorable Mention, AP)
1995 Michael Barrow, MLB (First Team, DZ)

ALL-TIME ALL-PRO SELECTIONS

- Blaine Bishop, S (First Team, DZ, Second Team, FD, Honorable Mention, AP)
 Darryll Lewis, CB (First Team, FD, TJ, Honorable Mention, AP)
 Bruce Matthews, G (First Team, FD, BM, Honorable Mention, AP)
 Mark Stepnoski, C (Honorable Mention, AP)
- 1996** Blaine Bishop, S (Honorable Mention, AP)
 Al Del Greco, K (Honorable Mention, AP)
 Cris Dishman, CB (Honorable Mention, AP)
 Mel Gray, KR (Honorable Mention, AP)
 Bruce Matthews, G, (First Team, DB, Second Team, AP, FD)
 John Henry Mills, ST (Second Team, FI)
 Mark Stepnoski, C (Second Team, AP, FD)
- 1997** Blaine Bishop, S (Honorable Mention, AP)
 Brad Hopkins, T (First Team, DZ, Honorable Mention, AP)
 Bruce Matthews, G (Honorable Mention, AP)
 Marcus Robertson, S (First Team, DZ, Honorable Mention, AP)
- 1998** Craig Hentrich, P (First Team, AP, WA, CP, SN, FD, USA)
 Bruce Matthews, G (First Team, AP, WA, SN, USA, Second Team, FD)
 Frank Wycheck, TE (First Team, DZ, Second Team, CP, FD)
- 1999** Eddie George, RB (Second Team, AP, CP, FD)
 Jevon Kearse, DE (First Team, AP, DZ, CP, SN, FD, FW, WA)
 Bruce Matthews, G (First Team, AP, FD, FW, WA)
 Jon Runyan, T (Second Team, AP, FD)
- 2000** Blaine Bishop, S (First Team, FD, Second Team, AP)
 Keith Bulluck, ST (Second Team, FD)
 Eddie George, RB (First Team, AP, CP, FD, FW, WA)
 Jevon Kearse, DE (First Team, FO)
 Derrick Mason, KR (First Team, AP, CP, DZ, FO, FW, SN, WA, Second Team, FD)
 Bruce Matthews, G (First Team, AP, FW, SN, FD, WA)
 Samari Rolle, CB (First Team, AP, CP, FD, FW, SN, WA)
- 2001** Frank Wycheck, TE (Second Team, AP)
- 2002** Keith Bulluck, LB (Second Team, AP)
- 2003** Keith Bulluck, LB (First Team, AP, DZ, FW, WA, PK)
 Steve McNair, QB (Second Team, AP, FD, First Team, DZ)
 Craig Hentrich, P (First Team, PD)
- 2004** Keith Bulluck, LB (First Team, DZ)
- 2007** Albert Haynesworth, DT (First Team, AP, DZ, FW, WA)
 Rob Bironas, K (First Team, AP, SN, SI)
- 2008** Albert Haynesworth, DT (First Team, AP, SN, SI, NBC, DMN)
 Cortland Finnegan, CB (First Team, AP, SN, SI, NBC, DMN)
 Kevin Mawae, C (First Team, AP, NBC)
 Michael Roos, OT (First Team, AP, SN, SI, DMN)
 David Stewart, OT (Second Team, AP)
- 2009** Tony Brown, DT (SI)
 Chris Johnson, RB (First Team, AP, SN, SI, FW/WA)
 Michael Roos, OT (First Team, DMN, Second Team, AP)
- 2010** Michael Griffin, S (Second Team, AP)
- 2011** Michael Roos, OT (First Team, SN)
- 2013** Jurrell Casey, DT (Second Team, AP)
 Alterraun Verner, CB (First Team, SI, Second Team, AP)
- 2016** Jack Conklin, T (First Team, AP)
- 2017** Kevin Byard, S (First Team, AP, WA)
 Brett Kern, P (First Team, SN, Second Team, AP)
 Taylor Lewan, T (First Team, SN)
- 2018** Kevin Byard, S (Second Team, WA)
- 2019** Derrick Henry, RB (First Team, WA, Second Team, AP)
 Derrick Henry, Flex (Second Team, AP)
 Brett Kern, P (First Team, AP, WA, SN)
- 2020** Derrick Henry, RB (First Team, AP, WA, SN)
- 1971** Elvin Bethea, DE (First Team, FW, Second Team, UPI)
 Ken Houston, S (First Team, UPI, SN, FW)
 Ron Pritchard, OLB (Second Team, UPI)
- 1972** Elvin Bethea, DE (First Team, SN, Second Team, UPI)
 Ken Houston, S (Second Team, UPI)
 Guy Murdock, C (All-Rookie)
 Mike Tilleman, DT (Honorable Mention, UPI)
- 1973** Gregg Bingham, LB (All-Rookie)
 Elvin Bethea, DE (Second Team, UPI)
 John Matuszak, DT (All-Rookie)
- 1974** Elvin Bethea, DE (First Team, FW, TP, Second Team, UPI)
 Gregg Bingham, MLB (Honorable Mention, UPI)
 Ken Burrough, WR (Honorable Mention, UPI)
- 1975** Elvin Bethea, DE (First Team, NY)
 Robert Brazile, OLB (Second Team, UPI, All-Rookie)
 Curley Culp, DT (First Team, AP, UPI, SN, FW, NY, TP)
 Billy Johnson, KR (First Team, FW, TP)
- 1976** Elvin Bethea, DE (Honorable Mention, UPI)
 Robert Brazile, OLB (First Team, UPI, SN, FW, NY, TP, PB)
 Curley Culp, DT (First Team, SN, FW, TP, PB, Second Team, UPI)
- 1977** Elvin Bethea, DE (Honorable Mention, UPI)
 Robert Brazile, OLB (Second Team, UPI)
 Ken Burrough, WR (Second Team, UPI)
 Rob Carpenter, RB (All-Rookie)
 Curley Culp, DT (First Team, FW, Honorable Mention, UPI)
 Bill Currier, DB (All-Rookie)
 Billy Johnson, KR (First Team, FW, NY)
 George Reihner, G (All-Rookie)
- 1978** Elvin Bethea, DE (First Team, UPI, FW, NY, FX)
 Robert Brazile, OLB (First Team, UPI, SN, FW, FX, TP)
 Earl Campbell, RB (First Team, UPI, SN, FW, NY, FX, TP, All-Rookie)
 Curley Culp, DT (Second Team, UPI)
 Greg Sampson, T (Second Team, UPI)
- 1979** Jesse Baker, DE (All-Rookie)
 Robert Brazile, OLB (First, UPI, SN, FW)
 Earl Campbell, RB (First Team, UPI, SN, FW, NY, FX, TP)
 Curley Culp, DT (Second Team, UPI)
 Toni Fritsch, PK (First Team, UPI, SN, FW, NY, FX, TP)
 Leon Gray, T (First Team, UPI, SN, FW)
 Carl Mauck, C (Second Team, UPI)
 Vernon Perry, S (All-Rookie)
 Mike Reinfeldt, S (First Team, UPI, SN, FW, NY, FX, TP)
- 1980** Gregg Bingham, ILB (First Team, FX)
 Robert Brazile, OLB (First Team, UPI, FW, NY, FX, TP, PB)
 Earl Campbell, RB (First Team, UPI, FW, NY, FX, TP, PB)
 Leon Gray, T (First Team, UPI, FW, TP)
 Carl Mauck, C (First Team, FX, Honorable Mention, UPI)
 Vernon Perry, S (Second Team, UPI)
 Mike Reinfeldt, S (Second Team, UPI)
 Carl Roaches, KR (All-Rookie)
 Greg Sternick, CB (Second Team, UPI)
- 1981** Robert Brazile, OLB (First Team, TP, Second Team, UPI)
 Earl Campbell, RB (First Team, FX, NY, Second Team, UPI)
 Leon Gray, T (Second Team, UPI)
 Vernon Perry, S (First Team, FX)
 Carl Roaches, KR (First Team, FW, TP)
- 1982** Robert Brazile, OLB (First Team, UPI)
- 1983** Steve Brown, CB (All-Rookie)
 Bruce Matthews, T (All-Rookie)
 Harvey Salem, T (All-Rookie)
 Tim Smith, WR (First Team, FW)
 Brian Sochia, DT (All-Rookie)
- 1984** Warren Moon (All-Rookie)
 Mike Munchak, G (First Team, FW, Second Team, UPI)
 Dean Steinkuhler, T (All-Rookie)
- 1985** Ray Childress, DE (All-Rookie, WA)
 Mike Munchak, G (First Team, FN, Second Team, FN, UPI)
- 1986** Ray Childress, DE (First Team, FN)
 Ernest Givins, WR (All-Rookie, FW, WA)
- 1987** Keith Bostic, S (First Team, UPI, FW)
 Mike Munchak, G (First Team, UPI, FW, FN)

ALL-AFC

- 1970** Elvin Bethea, DE (Honorable Mention, UPI)
 Glen Ray Hines, T (Honorable Mention, UPI)
 Ken Houston, S (First Team, FW, Second Team, UPI)
 Jerry LeVias, WR (Honorable Mention, UPI)
 Zeke Moore, CB (Honorable Mention, UPI)
 Ron Pritchard, OLB (Second Team, UPI)
 Alvin Reed, TE (First Team, UPI, FW)
 Walter Suggs, T (Honorable Mention, UPI)

ALL-TIME ALL-PRO SELECTIONS

- | | |
|--|--|
| <p>Mike Rozier, RB (Second Team, UPI)</p> <p>1988 Ray Childress, DE (First Team, UPI, FW)
Drew Hill, WR (Second Team, UPI)
Bruce Matthews, G (First Team, UPI, FW, FN)
Warren Moon, QB (Second Team, UPI)
Mike Munchak, G (First Team, FW, Second Team, UPI)
Eugene Seale, ST (First Team, FW)</p> <p>1989 Ray Childress, DE (Second Team, UPI)
John Grimsley, ILB (Second Team, UPI)
Bruce Matthews, G (First Team, UPI, FW, FN)
Bubba McDowell, CB (All-Rookie, FW, WA)
Greg Montgomery, P (First Team, UPI, FW)
Warren Moon, QB (First Team, UPI, FN)
Mike Munchak, G (First Team, UPI, FW)
Tony Zendejas, K (Second Team, UPI)</p> <p>1990 Ray Childress, DT (First Team, FN, Second Team, UPI)
Ernest Givins, WR (First Team, UPI)
Drew Hill, WR (First Team, FN, Second Team, UPI)
Bruce Matthews, G (First Team, UPI, FW, FN)
Warren Moon, QB (First Team, UPI, FW, FN)
Mike Munchak, G (First Team, FN, Second Team, UPI)</p> <p>1991 Ray Childress, DT (First Team, UPI, FW)
Cris Dishman, CB (First Team, UPI, FW, FN)
John Flannery, G/C (All-Rookie, FW, WA)
William Fuller, DE (First Team, UPI, FW, FN)
Haywood Jeffires, WR (First Team, UPI, FW, FN)
Bruce Matthews, C (First Team, FW)
Mike Munchak, G (First Team, UPI, FW, FN)
Al Smith, (First Team, UPI, FW, FN)</p> <p>1992 Ray Childress, DT (First Team, FW)
Haywood Jeffires, WR (First Team, UPI, FW, FN)
Bruce Matthews, C (First Team, UPI, FW, FN)
Greg Montgomery, P (First Team, UPI)
Mike Munchak, G (First Team, UPI, FW, FN)
Eddie Robinson, LB (All-Rookie, FW, WA)
Al Smith, MLB (First Team, FW, FN)</p> <p>1993 Ray Childress, DT (First Team, UPI, FW, FN)
Brad Hopkins, T (All-Rookie, FW, WA)
Bruce Matthews, C (First Team, UPI, FW, FN)
Greg Montgomery, P (First Team, UPI, FW, FN)
Mike Munchak, G (First Team, UPI, FW, FN)</p> <p>1995 Blaine Bishop, S (First Team, UPI, FW, FN)
Darryll Lewis, CB (First Team, FN, Second Team, UPI)
Bruce Matthews, G (First Team, UPI, FW, FN)
Marcus Robertson, S (First Team, UPI, FW)
Chris Sanders, WR (All-Rookie, FW, WA)
Gary Walker, DT (All-Rookie, FW, WA)</p> <p>1996 Blaine Bishop, S (Second Team, UPI)
Al Del Greco, K (Second Team, UPI)</p> | <p>Eddie George, RB (Second Team, UPI, All-Rookie, FW, WA)
Bruce Matthews, G (First Team, UPI, FW, FN)
John Henry Mills, ST (First Team, FW)
Mark Stepnoski, C (Second Team, UPI)</p> <p>1997 Kenny Holmes, DE (All-Rookie, FW, WA)
Bruce Matthews, G (First Team, FW, FN)</p> <p>1998 Craig Hentrich, P (First Team, FW, FN)
Kevin Long, C (All-Rookie, FW, WA)
Bruce Matthews, G (First Team, FW, FN)</p> <p>1999 Eddie George, RB (First Team, FW)
Jevon Kearse, DE (First Team, FW, FN, All-Rookie, FW, WA)
Bruce Matthews, G (First Team, FW, FN)
John Thornton, DT (All-Rookie, FW, WA)</p> <p>2000 Blaine Bishop, S (First Team, FN)
Eddie George, RB (First Team, FN, FW)
Brad Hopkins, T (First Team, FW)
Derrick Mason, KR (First Team, FN, FW), PR (First Team, FW)
Bruce Matthews, G (First Team, FN, FW)
Samar Rolle, CB (First Team, FW, FN)</p> <p>2002 Jeff Fisher (Coach of the Year, FD)
Steve McNair, QB (First Team, SI) (3rd in MVP voting, AP)
Carlos Hall, DE (All-Rookie, FW, WA)
Keith Bulluck, LB (First Team, FW, FD) (Second Team All-Pro, AP)
Lance Schulters, S (First Team, FW)
Kevin Carter, DE (Second Team, FD)</p> <p>2003 Keith Bulluck, LB (First Team, FW)
Craig Hentrich, P (First Team, FW)
Jacob Bell, G (All-Rookie, FW, WA)</p> <p>2004 Pacman Jones, CB/PR/KR (All-Rookie, CP, FW, WA)</p> <p>2006 Vince Young, QB (All-Rookie, PF, WA)</p> <p>2007 Kevin Mawae, C (First Team, PK)</p> <p>2008 Cortland Finnegan, CB (First Team, WA)
Chris Johnson, RB (First Team, WA, All-Rookie, FW, WA, SN)
Kevin Mawae, C (First Team, WA)</p> <p>2009 Chris Johnson, RB (First Team, WA)</p> <p>2010 Marc Mariani, PR/KR (All-Rookie, FW, WA, SN)</p> <p>2013 Jurrell Casey, DT (First Team, WA)</p> <p>2016 DeMarco Murray, RB (First Team, WA)</p> <p>2017 Kevin Byard, S (First Team, WA)
Brett Kern, P (First Team, WA)</p> <p>2018 Derrick Henry, RB (First Team, WA)
Brett Kern, P (First Team, WA)
Taylor Lewan, T (First Team, WA)</p> <p>2019 Derrick Henry, RB (First Team, WA)
Brett Kern, P (First Team, WA)</p> <p>2020 Derrick Henry, RB (First Team, WA)</p> <p>2021 Kevin Byard, S (First Team, AP, WA, SN)
Jeffery Simmons, DT (Second Team, AP)</p> |
|--|--|



Punter Brett Kern was named first team Associated Press All-Pro and was selected to his third consecutive Pro Bowl in 2019.

ALL-TIME HONORS

(Number of individual Pro Bowls selected in parenthesis)

AFL ALL-STARs

1961	Tony Banfield, CB (1) George Blanda, QB (1) Billy Cannon, HB (1) Don Floyd, DE (1) Charlie Hennigan, E (1) Ed Husmann, DT (1) Al Jamison, T (1) Mark Johnston, S (1) Bob McLeod, E (1) Dennit Morris, LB (1) Bob Schmidt, C (1) Charley Tolar, FB (1)
1962	Tony Banfield, CB (2) George Blanda, QB (2) Willard Dewveall, E (1) Don Floyd, DE (2) Fred Glick, S (1) Charlie Hennigan, E (2) Ed Husmann, DT (2) Al Jamison, T (2) Rich Michael, T (1) Jim Norton, S (1) Bob Schmidt, C (2) Bob Talamini, G (1) Charley Tolar, FB (2)
1963	Tony Banfield, CB (3) George Blanda, QB (3) Fred Glick, S (2) Charlie Hennigan, E (3) Ed Husmann, DT (3) Rich Michael, T (2) Jim Norton, S (2) Bob Schmidt, C (3) Bob Talamini, G (2)
1964	Sid Blanks, RB (1) Don Floyd, DE (3) Fred Glick, S (3) Charlie Hennigan, E (4) Pete Jaquess, CB (1) Bob Talamini, G (3)
1965	Ode Burrell, RB (2) Willie Frazier, TE (1) Charlie Hennigan, E (5) Bob Talamini, G (4)
1966	Charles Frazier, E (1) W.K. Hicks, CB (1) Bob Talamini, G (5)
1967	Woody Campbell, RB (1) Miller Farr, CB (1) Hoyle Granger, RB (1) Pat Holmes, DE (1) Jim Norton, S (3) Walter Suggs, T (1) Bob Talamini, G (6) George Webster, LB (1)
1968	Sonny Bishop, G (1) Garland Boyette, MLB (1) Miller Farr, CB (2) Hoyle Granger, RB (2) Glen Ray Hines, T (1) Pat Holmes, DE (2) Bobby Maples, C (1) Alvin Reed, TE (1) Walter Suggs, T (2) George Webster, LB (2)
1969	Jim Beirne, WR (1) Elvin Bethea, DE (1) Garland Boyette, MLB (2)

Miller Farr, CB (3)
Glen Ray Hines, T (2)
Ken Houston, S (2)
Jerry LeVias, WR (1)
Zeke Moore, CB (1)
Alvin Reed, TE (2)
George Webster, LB (3)

AFC PRO BOWL

1970	Ken Houston, S (3) Zeke Moore, CB (2)
1971	Elvin Bethea, DE (2) Ken Houston, S (4)
1972	Elvin Bethea, DE (3) Ken Houston, S (5)
1973	Elvin Bethea, DE (4)
1974	Elvin Bethea, DE (5)
1975	Elvin Bethea, DE (6) Ken Burrough, WR (1) Curley Culp, DT (1) Billy Johnson, KR (1) Dan Pastorini, QB (1)
1976	Robert Brazile, OLB (1) Curley Culp, DT (2)
1977	Robert Brazile, OLB (2) Ken Burrough, WR (2) Curley Culp, DT (3) Billy Johnson, KR (2)
1978	Elvin Bethea, DE (7) Robert Brazile, OLB (3) Earl Campbell, RB (1) Curley Culp, DT (4)
1979	Elvin Bethea, DE (8) Robert Brazile, OLB (4) Earl Campbell, RB (2) Toni Fritsch, K (1) Leon Gray, T (1) Mike Reinfeldt, S (1)
1980	Robert Brazile, OLB (5) Dave Casper, TE (1) Earl Campbell, RB (3) Greg Stemrick, CB (1)
1981	Robert Brazile, OLB (6) Earl Campbell, RB (4) Leon Gray, T (2) Carl Roaches, KR (1)
1982	Robert Brazile, OLB (7)
1983	Earl Campbell, RB (5)
1984	Mike Munchak, G (1)
1985	Mike Munchak, G (2)
1987	Keith Bostic, S (1) Mike Munchak, G (3) Mike Rozier, RB (1)
1988	Keith Bostic, S (2) Ray Childress, DE (1) John Grimsley, ILB (1) Drew Hill, WR (1) Bruce Matthews, G (1) Warren Moon, QB (1) Mike Munchak, G (4) Mike Rozier, RB (2)
1989	Bruce Matthews, G (2) Warren Moon, QB (2) Mike Munchak, G (5)
1990	Ray Childress, DT (2) Ernest Givins, WR (1) Drew Hill, WR (2) Bruce Matthews, G (3) Warren Moon, QB (3) Mike Munchak, G (6)
1991	Ray Childress, DT (3) Cris Dishman, CB (1)

1992	William Fuller, DE (1) Haywood Jeffires, WR (1) Bruce Matthews, C (4) Warren Moon, QB (4) Mike Munchak, G (7) Al Smith, MLB (1) Ray Childress, DT (4) Curtis Duncan, WR (1) Ernest Givins, WR (2) Haywood Jeffires, WR (2) Bruce Matthews, C (5) Warren Moon, QB (5) Mike Munchak, G (8) Al Smith, MLB (2) Lorenzo White, RB (1)
1993	Ray Childress, DT (5) Haywood Jeffires, WR (3) Sean Jones, DE (1) Bruce Matthews, C (6) Greg Montgomery, P (1) Warren Moon, QB (6) Mike Munchak, G (9) Webster Slaughter, WR (2,1)
1994	Bruce Matthews, C (7)
1995	Blaine Bishop, S (1) Darryll Lewis, CB (1) Bruce Matthews, C (8) Mark Stepanoski, C (4, 1)
1996	Blaine Bishop, S (2) Bruce Matthews, G (9) John Henry Mills, ST (1) Mark Stepanoski, C (5, 2)
1997	Blaine Bishop, S (3) Eddie George, RB (1) Bruce Matthews, G (10)
1998	Eddie George, RB (2) Craig Hentrich, P (1) Bruce Matthews, G (11) Frank Wycheck, TE (1)
1999	Eddie George, RB (3) Jevon Kearse, DE (1) Frank Wycheck, TE (2) Bruce Matthews, G (12)
2000	Blaine Bishop, S (4) Eddie George, RB (4) Brad Hopkins, T (1) Jevon Kearse, DE (2) Derrick Mason, KR (1) Bruce Matthews, G (13) Steve McNair, QB (1) Samari Rolle, CB (1) Frank Wycheck, TE (3)
2001	Bruce Matthews, G (14) Jevon Kearse, DE (3)
2002	Kevin Carter, DE (2, 1)
2003	Steve McNair, QB (2) Keith Bulluck, LB (1) Brad Hopkins, OT (2) Craig Hentrich, P (2) Derrick Mason, WR (2)
2005	Steve McNair, QB (3) Kyle Vanden Bosch, DE (1)
2006	Vince Young, QB (1)
2007	Rob Bironas, K (1) Albert Haynesworth, DT (1) Kyle Vanden Bosch, DE (2)
2008	Cortland Finnegan, CB (1) Albert Haynesworth, DT (2) Kevin Mawae, C (7, 1) Chris Hope, S (1) Chris Johnson, RB (1) Michael Roos, OT (1)

ALL-TIME HONORS

	Kerry Collins, QB (2, 1)
	Michael Griffin, S (1)
2009	Chris Johnson, RB (2)
	Kevin Mawae, C (8, 2)
	Kyle Vanden Bosch, DE (3)
	Vince Young, QB (2)
2010	Jason Babin, DE (1)
	Michael Griffin, S (2)
	Chris Johnson, RB (3)
	Marc Mariani, KR/PR (1)
2013	Alterraun Verner, CB (1)
2015	Jurrell Casey, DT (1)
	Delanie Walker, TE (1)
2016	DT Jurrell Casey (2)
	T Taylor Lewan (1)
	RB DeMarco Murray (3, 1)
	OLB Brian Orakpo (4, 1)
	TE Delanie Walker (2)
2017	S Kevin Byard (1)
	DT Jurrell Casey (3)
	P Brett Kern (1)
	T Taylor Lewan (2)
	ST Brynden Trawick (1)
	TE Delanie Walker (3)
2018	DT Jurrell Casey (4)
	P Brett Kern (2)
	T Taylor Lewan (3)
2019	DT Jurrell Casey (5)
	RB Derrick Henry (1)
	P Brett Kern (3)
	QB Ryan Tannehill (1)
2020	WR A.J. Brown (1)
	RB Derrick Henry (2)
2021	S Kevin Byard (2)
	OLB Harold Landry (1)
	G Rodger Saffold (1)
	DT Jeffery Simmons (1)

ASSOCIATED PRESS NFL MVP

1979	Earl Campbell, RB
2003	Steve McNair, QB

ASSOCIATED PRESS COMEBACK PLAYER OF THE YEAR

2019	Ryan Tannehill, QB
-------------	--------------------

ASSOCIATED PRESS COACH OF THE YEAR

2021	Mike Vrabel
-------------	-------------

PRO FOOTBALL WRITERS ASSOCIATION COACH OF THE YEAR

2021	Mike Vrabel
-------------	-------------

BERT BELL TROPHY

(NFL Most Valuable Player presented by Philadelphia Maxwell Club)

1979	Earl Campbell, RB
-------------	-------------------

BERT BELL ROOKIE OF YEAR

(NFL Rookie Most Valuable Player presented by Philadelphia Maxwell Club)

1996	Eddie George, RB
-------------	------------------

AFL PLAYER OF YEAR

1961	George Blanda, QB (UPI, SN)
1967	George Blanda, QB (SN)

AFL DEFENSIVE ROOKIE OF YEAR

1967	George Webster, LB (SN)
-------------	-------------------------

NFL PLAYER OF THE YEAR

1978	Earl Campbell, RB (NEA, WA, FD, NY)
1979	Earl Campbell, RB (NEA, WA)
1980	Earl Campbell, RB (NEA, NY, CP)
2003	Steve McNair, QB (DZ)

NFL OFFENSIVE PLAYER OF YEAR

1978	Earl Campbell, RB (AP)
1979	Earl Campbell, RB (AP, FW)
1980	Earl Campbell, RB (AP)
1990	Warren Moon, QB (AP)
2009	Chris Johnson, RB (AP)
2020	Derrick Henry, RB (AP)

NFL DEFENSIVE PLAYER OF YEAR

1975	Curley Culp, DT (NEA)
1979	Jesse Baker, DT (FW)

NFL ROOKIE OF YEAR

1978	Earl Campbell, RB (AP)
1979	Jesse Baker, DT (FW)
1996	Eddie George, RB (SN, FW, SI)
2006	Vince Young, QB (SI, DP)

NFL OFFENSIVE ROOKIE OF YEAR

1978	Earl Campbell, RB (FW)
1996	Eddie George, RB (AP, FW, FD, CP)
2006	Vince Young, QB (AP, PF, WA)

NFL DEFENSIVE ROOKIE OF YEAR

1975	Robert Brazile, LB (AP)
1979	Jesse Baker, DT (FW)
1999	Jevon Kearse, DE (AP, FN, FW, CP, FD)

AFC PLAYER OF YEAR

1978	Earl Campbell, RB (SN, NY)
2000	Eddie George, RB (FN)

AFC OFFENSIVE PLAYER OF YEAR

1978	Earl Campbell, RB (UPI, KC)
1990	Warren Moon, QB (UPI)

AFC DEFENSIVE PLAYER OF YEAR

1975	Robert Brazile, LB (SN)
1979	Jesse Baker, DT (FW)
	Mike Reinfeldt, S (KC)

DIET PEPSI ROOKIE OF YEAR

2006	Vince Young, QB
-------------	-----------------

ED BLOCK COURAGE AWARD

(nominee from each NFL team for courage in battling injuries)

1984	Bob Hamm
1985	Pat Howell
1986	Dean Steinkuhler
1987	Kent Hill
1988	Alonzo Highsmith
1989	Doug Smith
1990	Mike Munchak
1991	Bubba McDowell
1992	Warren Moon
1993	Curtis Duncan
1994	Marcus Robertson
1995	Barron Wortham
1996	Blaine Bishop
1997	Bruce Matthews

1998	Steve Jackson
-------------	---------------

1999	Steve McNair
2000	Kenny Holmes
2001	Kevin Dyson
2002	Eddie George
2003	Kevin Carter
2004	Keith Bulluck
2005	Tank Williams
2006	Brandon Jones
2007	David Thornton
2008	Chris Hope
2009	Kevin Mawae
2010	Will Witherspoon
2011	Derrick Morgan
2012	Kenny Britt
2013	David Stewart
2014	Michael Griffin
2015	Craig Stevens
2016	Jason McCourty
2017	Karl Klug
2018	Jack Conklin
2019	Jonnu Smith
2020	Jeffery Simmons
2021	Nick Westbrook-Ikhine

TITANS MAN OF THE YEAR

(nominee from each NFL team for Walter Payton NFL Man of the Year)

1996	Marcus Robertson
1997	Al Del Greco
1998	Al Del Greco
1999	Chris Sanders
2000	Kenny Holmes
2001	Jason Fisk
2002	Kevin Carter
2003	Kevin Carter
2004	Kevin Carter
2005	Steve McNair
2006	Keith Bulluck
2007	Keith Bulluck
2008	David Thornton
2009	Kyle Vanden Bosch
2010	Cortland Finnegan
2011	Cortland Finnegan
2012	Jared Cook
2013	Delanie Walker
2014	Jason McCourty
2015	Delanie Walker
2016	Jurrell Casey
2017	Wesley Woodyard
2018	Jurrell Casey
2019	Ben Jones
2020	Kevin Byard
2021	Derrick Henry

NFL PLAYER OF WEEK

1984	Larry Moriarty, RB, Week 11 (AFC Offensive)
1985	Steve Brown, CB, Week 1 (AFC Defensive)
	Bo Eason, S, Week 12 (AFC Defensive)
1987	Eugene Seale, LB, Week 4 (AFC Defensive)
1988	Ray Childress, DT, Week 1 (AFC Defensive)
	Allen Pinkett, RB, Week 4 (AFC Offensive)
	Drew Hill, WR, Week 9 (AFC Offensive)
1989	Warren Moon, QB, Week 6 (AFC Offensive)

ALL-TIME HONORS

1990	Warren Moon, QB, Week 6 (AFC Offensive) Johnny Meads, LB, Week 7 (AFC Defensive) Warren Moon, QB, Week 11 (AFC Offensive) Lorenzo White, RB, Week 12 (AFC Offensive) Warren Moon, QB, Week 15 (AFC Offensive) Cody Carlson, QB, Week 17 (AFC Offensive)	1999	Al Del Greco, K, Divisional (AFC Special Teams) Steve McNair, QB, Week 8, 16, AFC Champ. (AFC Offensive) Derrick Mason, WR/KR, Week 12, AFC Champ. (AFC Special Teams) Eddie Robinson, LB, Week 14 (AFC Defensive) Kevin Dyson, Frank Wycheck, Wild Card (AFC Special Teams)	(AFC Special Teams) Rob Bironas, K, Week 17 (AFC Special Teams)
1991	Lamar Lathon, LB, Week 2 (AFC Defensive) Ernest Givins, WR, Week 6 (AFC Offensive) Haywood Jeffires, WR, Week 7 (AFC Offensive) Warren Moon, QB, Week 12 (AFC Offensive) Ray Childress, DT, Week 15 (AFC Defensive) William Fuller, DE, Week 16 (AFC Defensive)	2000	Derrick Mason, KR/PR, Week 4 (AFC Special Teams) Randall Godfrey, LB, Week 8, 17 (AFC Defensive) Samari Rolle, CB, Week 9 (AFC Defensive) Al Del Greco, K, Week 14 (AFC Special Teams) Eddie Robinson, LB, Week 14 (AFC Defensive) Eddie George, RB, Week 16 (AFC Offensive)	2008 Cortland Finnegan, Week 1 (AFC Defensive) Keith Bulluck, LB, Week 2 (AFC Special Teams) Craig Hentrich, P, Week 10 (AFC Special Teams) Chris Hope, S, Week 8 (AFC Defensive)
1992	Cody Carlson, QB, Week 13 (AFC Offensive) Lorenzo White, RB, Week 16 (AFC Offensive) Ray Childress, DT, Week 17 (AFC Defensive)	2001	Joe Nedney, K, Week 5 (AFC Special Teams) Joe Nedney, K, Week 6 (AFC Special Teams) Steve McNair, QB, Week 8 (AFC Offensive) Derrick Mason, WR, Week 10 (AFC Special Teams) Steve McNair, QB, Week 12 (AFC Offensive)	2009 Chris Johnson, RB, Week 8 (AFC Offensive) Vince Young, QB, Week 12 (AFC Offensive) Keith Bulluck, LB, Week 14 (AFC Defensive) 2010 Chris Johnson, RB, Week 5 (AFC Offensive) Marc Mariani, KR/PR, Week 11 (AFC Special Teams)
1993	Marcus Robertson, S, Week 2 (AFC Defensive) Greg Montgomery, P, Week 7 (AFC Special Teams) Warren Moon, QB, Week 8 (AFC Offensive) Gary Brown, RB, Week 11 (AFC Offensive) Marcus Robertson, S, Week 12 (AFC Defensive) William Fuller, DE, Week 13 (AFC Defensive) Steve Jackson, CB, Week 14 (AFC Defensive) Gary Brown, RB, Week 16 (AFC Offensive) Blaine Bishop, S, Week 17 (AFC Defensive) Ray Childress, DT, Week 18 (AFC Defensive)	2002	Carlos Hall, DE, Week 1 (AFC Defensive) Steve McNair, QB, Week 9 (AFC Offensive) Frank Wycheck, TE, Divisional (NFL Offensive)	2011 Marc Mariani, KR/PR, Week 10 (AFC Special Teams) Chris Johnson, RB, Week 12 (AFC Offensive) Colin McCarthy, LB, Week 13 (AFC Defensive) 2012 Darius Reynaud, KR/PR, Week 3 (AFC Special Teams) Chris Johnson, RB, Week 7 (AFC Offensive) Darius Reynaud, KR/PR, Week 17 (AFC Special Teams)
1995	Chris Chandler, QB, Week 4 (AFC Offensive) John Henry Mills, LB, Week 4 (AFC Special Teams) Cris Dishman, CB, Week 9 (AFC Defensive)	2003	Craig Hentrich, P, Week 1 (AFC Special Teams) Rocky Boiman, LB, Week 4 (AFC Defensive) Jevon Kearse, DE, Week 7 (AFC Defensive) Justin McCareins, WR, Week 12 (AFC Special Teams) Craig Hentrich, P, Week 16 (AFC Special Teams) Gary Anderson, K, Week 17 (AFC Special Teams) Gary Anderson, K, Wild Card (AFC Special Teams)	2013 Alterraun Verner, CB, Week 4 (AFC Defensive) 2014 Jurrell Casey, DT, Week 6 (AFC Defensive) 2015 Marcus Mariota, QB, Week 1, 9 (AFC Offensive) 2016 Marcus Mariota, QB, Week 10 (AFC Offensive) Ryan Succop, K, Week 15 (AFC Special Teams) 2017 Ryan Succop, K, Week 6 (AFC Special Teams) Kevin Byard, S, Week 7, 17 (AFC Defensive) 2018 Dane Cruikshank, S, Week 2 (AFC Special Teams) Marcus Mariota, QB, Week 4 (AFC Offensive) Wesley Woodyard, LB, Week 10 (AFC Defensive) Derrick Henry, RB, Week 14 (AFC Offensive)
1996	Eddie George, RB, Week 2 (AFC Offensive) Mel Gray, KR, Week 6 (AFC Defensive)	2004	Chris Brown, RB, Week 5 (AFC Offensive)	2019 Cameron Wake, OLB, Week 1 (AFC Defensive) Ryan Tannehill, QB, Week 14 (AFC Offensive) Derrick Henry, RB, Week 17 (AFC Offensive)
1997	Eddie George, RB, Week 1 (AFC Offensive) M. Robertson, FS, Week 14 (AFC Defensive)	2005	Pacman Jones, CB, Week 14 (AFC Special Teams)	2020 Stephen Gostkowski, K, Week 3 (AFC Special Teams) Derrick Henry, RB, Week 6, 17 (AFC Offensive) Jeffery Simmons, DT, Week 9 (AFC Defensive)
1998	Blaine Bishop, SS, Week 6 (AFC Defensive) Mike Archie, RB, Week 7 (AFC Special Teams) Eddie George, RB, Week 10 (AFC Offensive) Craig Hentrich, P, Week 10 (AFC Special Teams)	2006	Vince Young, QB, Week 16 (AFC Offensive) Casey Cramer, TE, Week 6 (AFC Special Teams) Rob Bironas, K, Week 13 (AFC Special Teams)	2021 Derrick Henry, RB, Week 2 (AFC Offensive) Derrick Henry, RB, Week 6 (AFC Offensive) Randy Bullock, K, Week 8
		2007	Chris Brown, RB, Week 1 (AFC Offensive) Keith Bulluck, LB, Week 3 (AFC Defensive) Kyle Vanden Bosch, DE, Week 16 (AFC Defensive) Rob Bironas, K, Week 7	

ALL-TIME HONORS

(AFC Special Teams)
Ryan Tannehill, QB, Week 18
 (AFC Offensive)

NFL.COM ALL-HEART PLAYER OF WEEK

2000 Eddie George, RB, Week 6
 Bruce Matthews, G, Week 7

NFL PLAYER OF MONTH

1988 **Drew Hill, WR, September**
 (AFC Offensive)
1990 **Warren Moon, QB, November**
 (AFC Offensive)
1991 **Cris Dishman, CB, October**
 (AFC Defensive)
1992 **Lorenzo White, RB, December**
 (AFC Offensive)
1993 **Gary Brown, RB, November**
 (AFC Offensive)
Al Del Greco, K, November
 (AFC Special Teams)
Cris Dishman, CB, December
 (AFC Defensive)
1996 **Al Del Greco, K, October**
 (AFC Special Teams)
1998 **Craig Hentrich, P, November**
 (AFC Special Teams)
1999 **Jevon Kearse, DE, December**
 (AFC Defensive)
2000 **Derrick Mason, KR/PR, October**
 (AFC Special Teams)
2002 **Steve McNair, QB, December**
 (AFC Offensive)
2003 **Steve McNair, QB, October**
 (AFC Offensive)
2007 **Rob Bironas, K, October**
 (AFC Special Teams)
2008 **Albert Haynesworth, DT, September**
 (AFC Defensive)
2009 **Chris Johnson, RB, November**
 (AFC Offensive)
2010 **Michael Griffin, S, October**
 (AFC Defensive)
2012 **Darius Reynaud, KR/PR, September**
 (AFC Special Teams)
2016 **Marcus Mariota, QB, November**
 (AFC Offensive)
2017 **Ryan Succop, K, September**
 (AFC Special Teams)
2018 **Derrick Henry, RB, December**
 (AFC Offensive)
2019 **Ryan Tannehill, QB, December**
 (AFC Offensive)
2020 **Stephen Gostkowski, K, September**
 (AFC Special Teams)
Derrick Henry, RB, October
 (AFC Offensive)
2021 **Kevin Byard, S, October**
 (AFC Defensive)

FEDEX AIR PLAYER OF WEEK

2003 Steve McNair, QB, Week 6
2004 Billy Volek, QB, Week 14
2015 Marcus Mariota, QB, Week 9
2016 Marcus Mariota, QB, Week 10
2019 Ryan Tannehill, QB, Week 14
2020 Ryan Tannehill, QB, Week 6

FEDEX GROUND PLAYER OF WEEK

2004 Chris Brown, RB, Week 5

2007 Chris Brown, RB, Week 1
2009 Chris Johnson, RB, Week 8
 Chris Johnson, RB, Week 12
2012 Chris Johnson, RB, Week 7
2013 Chris Johnson, RB, Week 9
2016 DeMarco Murray, RB, Week 10
2018 Derrick Henry, RB, Week 14
 Derrick Henry, RB, Week 15
2019 Derrick Henry, RB, Week 10
 Derrick Henry, RB, Week 12
 Derrick Henry, RB, Week 13
 Derrick Henry, RB, Week 14
 Derrick Henry, RB, Week 17
2020 Derrick Henry, RB, Week 6
 Derrick Henry, RB, Week 11
 Derrick Henry, RB, Week 12
 Derrick Henry, RB, Week 14
 Derrick Henry, RB, Week 15
2021 Derrick Henry, RB, Week 2
 Derrick Henry, RB, Week 3
 Derrick Henry, RB, Week 5

FEDEX GROUND PLAYER OF YEAR

2009 Chris Johnson, RB
2019 Derrick Henry, RB
2020 Derrick Henry, RB

NFL ROOKIE OF MONTH

1996 Eddie George, RB, Sept.
1999 Jevon Kearse, DE, Sept., Nov., Dec.
2008 Chris Johnson, RB, Sept.
2015 Marcus Mariota, QB, Sept.
2019 A.J. Brown, WR, Dec.

PEPSI NFL ROOKIE OF THE WEEK

2006 Vince Young, QB, Week 12
 Vince Young, QB, Week 13
 Vince Young, QB, Week 14
 Vince Young, QB, Week 16
2008 Chris Johnson, RB, Week 7
 Chris Johnson, RB, Week 9
2011 Colin McCarthy, LB, Week 13
2015 Marcus Mariota, QB, Week 1
2019 A.J. Brown, WR, Week 12

AFC OFFENSIVE ROOKIE OF YEAR

1996 Eddie George, RB (PF, FD, CP)
2006 Vince Young, QB (AP, PF, WA)

AFC DEFENSIVE ROOKIE OF YEAR

1999 Jevon Kearse, DE (AP, PFW, FN, CPFW)

AFL ALL-ROOKIE

1967 George Webster, LB

NFL ALL-ROOKIE

1972 Guy Murdock, C
1973 Gregg Bingham, LB
 John Matuszak, DT
1975 Robert Brazile, LB
1977 Rob Carpenter, RB
 Bill Currier, DB
 George Reihner, G
1978 Earl Campbell, RB
1979 Jesse Baker, DT
 Vernon Perry, S
1980 Carl Roaches, KR
1983 Steve Brown, CB
 Bruce Matthews, T

Harvey Salem, T
 Brian Sochia, DT
1984 Warren Moon, QB
 Dean Steinkuhler, T
1985 Ray Childress, DT
1986 Ernest Givins, WR
1989 Bubba McDowell, S
1991 John Flannery, C
1992 Eddie Robinson, LB
1993 Brad Hopkins, T
1995 Chris Sanders, WR
 Gary Walker, DT
1996 Eddie George, RB
1997 Kenny Holmes, DE
1998 Kevin Long, C
1999 Jevon Kearse, DE
 John Thornton, DT
2002 Carlos Hall, DE
2004 Jacob Bell, G
2005 Pacman Jones, CB/PR/KR
2006 Vince Young, QB
2008 Chris Johnson, RB
2010 Marc Mariani, PR/KR
2014 Taylor Lewan, T
2016 Jack Conklin, T
2019 A.J. Brown, WR

PRO BOWL PLAYER OF GAME

1976 Billy Johnson, PR
2017 Delanie Walker, TE (Offensive MVP)

NFL 75th ANNIVERSARY TEAM

Ken Houston, S
 Billy Johnson, PR

AFL ALL-TIME TEAM

George Blanda, K (First Team)
 Miller Farr, CB (Second Team)
 Charlie Hennigan, WR (Second Team)
 Bob Talamini, G (Second Team)
 George Webster, LB (First Team)

NFL ALL-DECADE TEAM

1970s Robert Brazile, LB (Second Team)
 Earl Campbell, RB (Second Team)
 Ken Houston, S (First Team)
 Billy Johnson, KR (Second Team)
1980s Billy Johnson, PR (First Team)
 Mike Munchak, G (Second Team)
1990s Mel Gray, PR & KR (Second Team)
 Bruce Matthews, G (First Team)
 Mark Stepanoski, C (Second Team)
2000s Kevin Mawae, C (First Team)

PRO FOOTBALL HALL OF FAME ALL-TIME TEAM

Bruce Matthews, G
 George Blanda, K

NFL ALUMNI

1999 Jevon Kearse, DE
 (Pass Rusher of the Year)
2000 Bruce Matthews, G
 (Offensive Lineman of the Year)

TEAM CAPTAINS (SINCE 2007)

2007 Vince Young, QB (offense)
 Kevin Mawae, C (offense)
 Keith Bulluck, LB (defense)
 Kyle Vanden Bosch, DE (defense)

ALL-TIME HONORS

<p>2008 Craig Hentrich, P (special teams) Vince Young, QB (offense) Kevin Mawae, C (offense) Keith Bulluck, LB (defense)</p>	<p>2014 Jason McCourty, CB (defense) Bernard Pollard, S (defense) Patrick Bailey, LB (special teams) Jake Locker, QB (offense)</p>	<p>2018 Brian Orakpo, OLB (defense) Tim Shaw, Alumni (special teams) Wesley Woodyard, LB (special teams) Ben Jones, C (offense)</p>
<p>2009 Kyle Vanden Bosch, DE (defense) Craig Hentrich, P (special teams) Kerry Collins, QB (offense) Kyle Vanden Bosch, DE (defense)</p>	<p>2015 Nate Washington, WR (offense) Jurrell Casey, DT (defense) Wesley Woodyard, LB (defense) George Wilson, S (special teams)</p>	<p>2019 Delanie Walker, TE (offense) Jurrell Casey, DT (defense) Wesley Woodyard, LB (defense) Daren Bates, LB (special teams)</p>
<p>2010 Craig Hentrich, P (special teams) Donnie Nickey, S (special teams) Vince Young, QB (offense) Ahmard Hall, FB (offense)</p>	<p>2016 Taylor Lewan, T (offense) Delanie Walker, TE (offense) Jurrell Casey, DT (defense) Marcus Mariota, QB (offense)</p>	<p>2020 Kevin Byard, S (defense) DaQuan Jones, NT (defense) Brett Kern, P (special teams) Derrick Henry, RB (offense)</p>
<p>2011 Stephen Tulloch, LB (defense) Donnie Nickey, S (special teams) Matt Hasselbeck, QB (offense) Cortland Finnegan, CB (defense)</p>	<p>2017 Jason McCourty, CB (defense) Brian Orakpo, OLB (defense) Wesley Woodyard, LB (special teams) Marcus Mariota, QB (offense)</p>	<p>2021 Ryan Tannehill, QB (offense) Kevin Byard, S (defense) Jeffery Simmons, DT (defense) Brett Kern, P (special teams)</p>
<p>2012 Tim Shaw, LB (special teams) Jake Locker, QB (offense) Steve Hutchinson, G (offense) Jason McCourty, CB (defense)</p>	<p>2017 Delanie Walker, TE (offense) Jurrell Casey, DT (defense) Brian Orakpo, OLB (defense) Daimion Stafford, S (special teams)</p>	<p>2021 Ryan Tannehill, QB (offense) Kevin Byard, S (defense) Jeffery Simmons, DT (defense) Brett Kern, P (special teams)</p>
<p>2013 Colin McCarthy, LB (defense) Tim Shaw, LB (special teams) Jake Locker, QB (offense) Michael Roos, T (offense) Nate Washington, WR (offense)</p>	<p>2017 Wesley Woodyard, LB (special teams) Marcus Mariota, QB (offense) Delanie Walker, TE (offense) Jurrell Casey, DT (defense)</p>	<p>2021 Ryan Tannehill, QB (offense) Kevin Byard, S (defense) Jeffery Simmons, DT (defense) Brett Kern, P (special teams)</p>

TITANS/OILERS HALL OF FAME

In recognition of the 40th season of the Houston Oilers/Tennessee Titans organization in 1999, the team's late owner K.S. "Bud" Adams, Jr. created an official team Hall of Fame, featuring players and staff from the past, while creating a special place for Titans stars of the future to be recognized. Through 2020, 14 individuals were named to the franchise's Hall of Fame. During the 2021 season, the franchise added former head coaches Bum Phillips and Jeff Fisher and former general manager Floyd Reese to the Hall of Fame.

NAME	POSITION	YEARS WITH FRANCHISE	INDUCTED
K.S. "Bud" Adams, Jr.	Team Owner/Founder	1959-2013	Sept. 7, 2008
Elvin Bethea	Defensive End	1968-83	Dec. 9, 1999
George Blanda	Quarterback/Kicker	1960-66	Dec. 9, 1999
Robert Brazile	Linebacker	1975-84	Oct. 14, 2018
Earl Campbell	Running Back	1978-84	Dec. 9, 1999
Jeff Fisher	Head Coach	1994-2010	Nov. 21, 2021
Eddie George	Running Back	1996-2003	Oct. 27, 2008
Mike Holovak	General Manager	1981-99	Dec. 9, 1999
Ken Houston	Safety	1967-72	Dec. 9, 1999
Bruce Matthews	Offensive Lineman	1983-2002	Dec. 8, 2002
Steve McNair	Quarterback	1995-2005	Oct. 27, 2008
Warren Moon	Quarterback	1984-93	Oct. 1, 2006
Mike Munchak	Guard	1982-93	Dec. 9, 1999
Jim Norton	Safety/Punter	1960-68	Dec. 9, 1999
Floyd Reese	General Manager	1986-2006	Nov. 21, 2021
O.A. "Bum" Phillips	Head Coach	1975-80	Sept. 26, 2021
Frank Wycheck	Tight End	1995-2003	Oct. 27, 2008

FRANCHISE PRO FOOTBALL HALL OF FAMERS

GEORGE BLANDA

QUARTERBACK/KICKER • 6'2" • 215 lbs • COLLEGE: KENTUCKY
NFL SEASONS: 26 • YEARS WITH OILERS: 7 (1960-66)
HOMETOWN: YOUNGWOOD, PA. • BORN: SEPT. 27, 1927
GAMES PLAYED: 340 • HALL OF FAME INDUCTION: 1981

George Blanda, who came out of retirement with the emergence of the American Football League in 1960, was the offensive catalyst for the explosive Oiler squads of the early 1960s. He played quarterback and handled the placekicking chores in Columbia blue for seven of his NFL-record 26 seasons in the league. Blanda was the team's leading passer and scorer in each of those seven seasons and still owns franchise records for most extra points (299), most touchdown passes in a season (36) and most touchdown passes in a game (7). He is also third in points scored with 596. The 36 scoring tosses stood as an NFL record for an astounding 23 years. Blanda's NFL career records included most games (340), most points (2,002) and most extra points (943). He also passed for 236 touchdowns. Blanda captained the Oilers to two consecutive AFL titles in 1960 and 1961, earning AFL Player of the Year honors in 1961. Blanda's career was divided into three distinct parts, 10 years with the Chicago Bears, seven seasons with the Houston Oilers and nine years with the Oakland Raiders. In 1970, he became the oldest quarterback to play in a title game. He was just a month shy of his 49th birthday when he retired before the 1976 season. Blanda passed away at age 83 on Sept. 27, 2010.

KEN HOUSTON

SAFETY • 6'3" • 197 lbs • COLLEGE: PRAIRIE VIEW A&M
NFL SEASONS: 14 • YEARS WITH OILERS: 6 (1967-72)
HOMETOWN: LUFKIN, TEXAS • BORN: NOV. 12, 1944
GAMES PLAYED: 196 • HALL OF FAME INDUCTION: 1986

Considered one of the best safeties in football history, Ken Houston picked off 49 passes (898 yards), recovered 21 fumbles and scored 12 touchdowns over his 14-season NFL career, earning Pro Bowl honors 12 consecutive times (1968-69 AFL, 1970-79 NFL). Houston returned an NFL-record nine interceptions for a touchdown in his six seasons as an Oiler. Four of those scores came in 1971, tying an NFL record. He returned two in one game against San Diego in the 1971 season finale, which also ties an NFL mark. His other three touchdowns came on a punt return, a fumble return and a blocked field goal return. Houston also holds the Oilers record for most career interception return yards with 650. With a long, fluid stride, Houston had excellent speed and quickness. His 6-3, 197-pound frame made him an ideal pass defender. Yet his lean, muscular body helped him to become a punishing tackler. Originally a ninth-round draft choice out of Prairie View A&M, Houston earned a starter's role by the third game of his rookie season. Two weeks later in a game against the New York Jets, he scored two touchdowns, one on a 71-yard blocked field goal attempt, and the other on a 43-yard interception return. After excelling for six years with the Oilers, Ken was traded to the Redskins for five veteran players in 1973. The Redskins once referred to Houston as "pro football's most underrated superstar," but his capabilities were widely recognized. He won all-league acclaim with the Oilers in 1969 and 1971, and then was either All-Pro or All-NFC with the Redskins every year from 1973 to 1979. He was selected for either the AFL All-Star game or the AFC-NFC Pro Bowl 12 straight seasons from 1968 through 1979. He played in 183 consecutive games before suffering a broken arm against the New York Giants Nov. 25, 1979.

EARL CAMPBELL

RUNNING BACK • 5'11" • 232 lbs • COLLEGE: TEXAS
NFL SEASONS: 8 • YEARS WITH OILERS: 7 (1978-84)
HOMETOWN: TYLER, TEXAS • BORN: MARCH 29, 1955
GAMES PLAYED: 115 • HALL OF FAME INDUCTION: 1991

Earl Campbell, a 5-11, 232-pound ball-carrying dynamo from the University of Texas, joined the Houston Oilers as the first player taken in the 1978 National Football League Draft. The first player to earn All-Southwest Conference honors four years, Campbell was a consensus All-America

and the Heisman Trophy winner in 1977. Campbell took the NFL by storm from the outset. In 1978, he was named the NFL's Most Valuable Player, All-Pro, and Rookie of the Year. He won the league rushing championship with a club-record 1,450 yards and was named to the AFC Pro Bowl squad. It was more of the same the next two years with NFL rushing titles, MVP honors, and consensus All-Pro acclaim each season. He followed his rookie campaign with 1,697 yards in 1979, but his finest year came in 1980 when he rushed for 1,934 yards, which at the time was second only to O. J. Simpson's 2,003 yards gained in 1973. That year, Campbell gained over 200 yards in four games. In 1981, he won his fourth straight AFC rushing title with 1,376 yards. A sensational runner, Campbell was picked for the Pro Bowl five of his first six NFL seasons (1978-81, 1983). In his eight-year career, which finished in New Orleans, Campbell rushed 2,187 times for 9,407 yards, and 74 touchdowns, retiring as the NFL's seventh all-time leading rusher. He also gained 806 yards on 121 receptions to bring his career combined net yards total to 10,213. He set Oilers records for most career yards (8,574), most career attempts (1,979), most touchdown runs (73) and most consecutive games with a rushing touchdown (5). His most famous performance came in a Monday night game against Miami in his rookie season. That night, he rushed for 199 yards and four touchdowns to lead the Oilers to a spectacular 35-30 victory. In spite of the constant pounding he took from opposing defenders, Earl missed only six games out of 115 because of injuries. Midway into his seventh season, he was traded by the Oilers to the New Orleans Saints for a first-round draft pick. He played a season and a half with the Saints before retiring after the 1985 campaign. Campbell is one of just four people officially designated a Texas Legend by the Texas State Legislature. The others are Davy Crockett, Sam Houston and Stephen F. Austin. Campbell was the only designee of the 20th century.

CHARLIE JOINER

WIDE RECEIVER • 5'11" • 188 lbs • COLLEGE: GRAMBLING
NFL SEASONS: 18 • YEARS WITH OILERS: 4 (1969-72)
HOMETOWN: MANY, LA. • BORN: OCT. 14, 1947
GAMES PLAYED: 239 • HALL OF FAME INDUCTION: 1996

Charlie Joiner played 18 seasons in the NFL, including his first four with the Houston Oilers. One of the league's most prolific receivers, he amassed 750 career receptions for 12,146 yards and 65 touchdowns, ranking as the league's leading receiver of all-time when he retired at the age of 39 in 1986. His 18 seasons played were longer than any other wide receiver in history at the time of his retirement. The Oilers originally targeted Joiner for the defensive backfield when they picked the 5-11, 180-pounder from Grambling in the fourth round of the 1969 AFL-NFL Draft. Joiner played briefly on defense and the kickoff return team but soon became established as a premier pass catcher. Joiner caught 82 of his 750 career passes as an Oiler, totaling 1,480 yards and 12 touchdowns. He paced the squad with 681 yards and seven touchdown grabs in 1971. In his fourth season in 1972, Houston sent him to the Cincinnati Bengals in a four-player swap. Four years later in 1976, he was traded to San Diego. With the Chargers, Joiner blossomed into super-stardom. He and quarterback Dan Fouts formed a lethal pass-catch team that accounted for the preponderance of his 586 receptions as a Charger. During his 11 years in San Diego, Joiner caught 50 or more passes seven times and had 70 or more receptions three seasons. Injuries cut into his playing time at the beginning, but in a 193-game span over his final 13 seasons, Joiner missed only one game. He was an All-NFL pick in 1980 and a Pro Bowl choice three times. In the 1980 AFC title game, he led the Chargers with six receptions for 130 yards and two touchdowns. Blessed with excellent speed and tantalizing moves, Joiner averaged 16.2 yards per catch and accounted for 12,146 yards and 65 touchdowns. When he was inducted into the Pro Football Hall of Fame in 1996, Joiner ranked fifth in receptions and sixth in receiving yardage on the NFL's all-time list. Joiner was once described by San Francisco 49ers coaching great Bill Walsh as "the most intelligent, the smartest, the most calculating receiver the game has ever known."

FRANCHISE PRO FOOTBALL HALL OF FAMERS

MIKE MUNCHAK

GUARD • 6'3" • 281 lbs • COLLEGE: PENN STATE
 NFL SEASONS: 12 • YEARS WITH OILERS: 12 (1982-93)
 HOMETOWN: SCRANTON, PA. • BORN: MARCH 5, 1960
 GAMES PLAYED: 159 • HALL OF FAME INDUCTION: 2001

Mike Munchak was the eighth player overall and the first offensive lineman chosen in the 1982 National Football League draft. Selected by the Oilers, the former Penn State standout was an immediate success with the Houston club, earning the starting left guard spot in his first training camp. The 6-3, 281-pound lineman wasted little time establishing himself as one of the premier guards in the NFL. In 1984, in just his third year in the league, he was named to the first of seven All-AFC teams. That same year he received the first of nine Pro Bowl invitations. Not coincidentally, the Oilers' on-the-field successes increased as Munchak's development and experience increased. From their dismal 1-8 record in the strike-shortened 1982 season, the Oilers improved nearly every year that Munchak played. Along the way, the team advanced to the playoffs seven consecutive years (1987-1993) and captured the 1991 and 1993 AFC Central Divisional crowns. Munchak was a devastating blocker and considered the key to an offensive line that kept the Oilers at or near the top of the NFL's offensive statistical categories. In 1988 he led the Oilers' offensive line that gave up just 24 quarterback sacks which was third in the NFL. It was also the fewest sacks allowed by the team in 10 seasons. The following season the offensive line held opponents to no sacks in six games. In 1991, the Oilers offensive line finished second in the AFC and fourth in the NFL in the fewest quarterback sacks allowed. Behind the Munchak-led line, Houston led the NFL in total offense in 1990 and passing offense in 1990 and 1991. The Oilers finished second in points scored in 1990 and second in total offense in 1991. Equally effective as a run blocker, Munchak led the Oilers offensive charge in 1993 as the team finished fourth in the NFL in both average gain per rushing play (4.4) and average gain per offensive play (5.3). Although he suffered from chronic knee problems, Munchak played in 159 regular season games. His 12 seasons with the Oilers tied him for second longest in the franchise's history at the time of his retirement. He became the first player inducted into the Hall of Fame who played his entire career with the Oilers. Long-time teammate Bruce Matthews presented Munchak for induction.

ELVIN BETHEA

DEFENSIVE END • 6'2" • 260 lbs • COLLEGE: NORTH CAROLINA A&T
 NFL SEASONS: 16 • YEARS WITH OILERS: 16 (1968-83)
 HOMETOWN: TRENTON, N.J. • BORN: MARCH 1, 1946
 GAMES PLAYED: 210 • HALL OF FAME INDUCTION: 2003

Defensive end Elvin Bethea, an eight-time Pro Bowl selection during his outstanding career with the Houston Oilers, was named to the five-man class of the 2003 Pro Football Hall of Fame that included running back Marcus Allen, guard Joe DeLamielleure, wide receiver James Lofton, and coach Hank Stram. A third-round draft pick in 1968 (77th player overall) Bethea played in 210 games over 16 seasons, never missing a game until breaking his arm on Nov. 13, 1977. He was considered a "steal" in a draft class that produced three future Hall of Fame players in Larry Csonka, Art Shell, and Ron Yary. When he retired, he held three team records relating to career service: most seasons (16), most career regular season games played (210), and most consecutive regular season games played (135). Having led the team in sacks in six seasons, Bethea's unofficial 105-career sack total still ranks first in franchise history, including his team-best 17 sacks in 1973. He recorded four sacks and a fumble recovery in his best single game performance against San Diego in 1976. He played in eight playoff games and posted 691 career tackles. Bethea also played in eight Pro Bowls (1970, 1972-1976, 1979, 1980) and earned All-Pro second-team honors in 1973, 1975, 1978, and 1979. More than just a pass rusher, Bethea was also effective against the run. Eventhough 1974 was the first year such statistics were compiled by the Oilers, his 691 career tackles, are still among the best in franchise history, even excluding the first six years of his career. "When people ask me who the best guy I ever played against was I always tell them Elvin Bethea and Lyle Alzado because both

of them were complete ballplayers," said Art Shell, Hall of Fame member of the Oakland Raiders. "Elvin was one of the quickest guys I've ever been around. We always had to double-team him. There were times when I was supposed to block him when he would get by me so quick. And then Gene Upshaw was supposed to pick him up and he also got by him so quick that we would get back to the huddle and Upshaw would say, 'Did you see that?' and I'd say, 'Yeah, I saw that. He just beat the heck out of me too!' Elvin was just a great player."

WARREN MOON

QUARTERBACK • 6'3" • 212 lbs • COLLEGE: WASHINGTON
 NFL SEASONS: 17 • YEARS WITH OILERS: 10 (1984-93)
 HOMETOWN: LOS ANGELES, CALIF. • BORN: NOVEMBER 18, 1956
 GAMES PLAYED: 208 • HALL OF FAME INDUCTION: 2006

Warren Moon, the fourth leading passer in NFL history, was inducted into the 2006 class of the Pro Football Hall of Fame. Moon played 10 years (1984-93) with the Oilers/Titans organization and holds the franchise records for passing yards (33,685) and touchdowns (196), while leading the Oilers to seven consecutive playoff appearances from 1987-93. During a 17-year NFL career, Moon played for the Houston Oilers, Minnesota Vikings, Seattle Seahawks and Kansas City Chiefs and amassed 49,325 passing yards, 291 touchdowns and 102 wins. He earned nine Pro Bowl invitations (tied for the most by a quarterback with John Elway and Dan Marino), posted nine 3,000 yard seasons, 49 300-yard games and led his team to nine playoff appearances. His eight consecutive playoff berths matched a feat accomplished by Terry Bradshaw and Joe Montana. At the time of his retirement, he held the single-season passing yardage record for three different franchises: Oilers (4,367 in 1991), Vikings (4,364 in 1994) and Seahawks (3,678 in 1997). Moon tallied many accomplishments during his Oiler career. His finest season came in 1990, throwing for 4,689 yards (363 for 584) and 33 touchdowns in only 15 games. He earned AP NFL Offensive Player of the Year for his efforts and his third of nine Pro Bowl invitations. Against Kansas City in 1990, Moon threw for 527 yards, which ranks as the second highest single-game total in NFL history (Norm Van Brocklin, 554 yards in 1951). In 1991, he surpassed the previous season's yardage total with 4,690 yards and became just the third player (Marino, Fouts) in NFL history to produce consecutive 4,000 yard passing seasons. Moon joined the Oilers and the NFL in 1984, after six seasons in the Canadian Football League, where he led his team to five Grey Cups (League Champions). In the CFL, Moon threw for 21,228 yards and 144 touchdowns. Moon was driven to play in the CFL after drawing little interest from the NFL as a starting quarterback following his senior season at the University of Washington. Moon became the first African-American quarterback to be inducted into the Pro Football Hall of Fame and his legacy as a minority quarterback cannot be underestimated. At the time of his arrival in the NFL only two black quarterbacks had been significant starters for their NFL teams (Shack Harris, Rams; Doug Williams, Tampa Bay).

BRUCE MATTHEWS

GUARD/TACKLE/CENTER • 6'5" • 305 lbs • COLLEGE: USC
 NFL SEASONS: 19 • YEARS WITH OILERS: 19 (1983-2001)
 HOMETOWN: ARCADIA, CALIF. • BORN: AUGUST 8, 1961
 GAMES PLAYED: 296 • HALL OF FAME INDUCTION: 2007

Arguably one of the best offensive linemen to ever play the game, Bruce Matthews became the first Tennessee Titan to be inducted into the Pro Football Hall of Fame. At the time of his retirement, Matthews played in more NFL games (296) than any non-kicker in the league's history. Longevity and durability were his hallmarks, but that coupled with his unparalleled play, earning a league record 14 consecutive Pro Bowl (9 at guard and 6 at center) selections (tied with Merlin Olsen) and seven times named AP All-Pro, made him one of the all-time greats. He rose to the challenges presented to him in starting at every position on the offensive line during his NFL career (87 C, 99 LG, 67 RG, 22 RT, 17 LT). He becomes the first Hall of Fame offensive lineman to play significant time

FRANCHISE PRO FOOTBALL HALL OF FAMERS

at all five offensive line positions. A constant for the Oilers/Titans franchise, Matthews started in a team record 229 consecutive games (streak started at Indianapolis, Nov. 29, 1987) and never missed a game because of injury. His 19 seasons also are a team record and he ranks second in NFL history for years with one team behind Jackie Slater, who spent 20 seasons with the Rams. Matthews and G Randall McDaniel (Vikings) were the only two NFL players to play in every game during the decade of the 90's. Matthews was a part of nearly one-half of the franchise's first 42-years of history and helped the team win 146 games, make the playoffs nine times, earn the only three AFC Central titles in team history, earn an AFC Championship and the franchise's only Super Bowl appearance. He blocked for 15 quarterbacks and 27 running backs, including five different 1,000-yard rushers (Earl Campbell, Mike Rozier, Lorenzo White, Gary Brown and Eddie George). During his career, he played in offenses that produced nine 1,000-yard rushing seasons and eight 3,000-yard passers. Additionally, he played in 42 different stadiums during his NFL career. During his career, Matthews blocked on a line that helped produce 65 100-yard rushing performances and 48 300-yard passing performances. Originally drafted by the Houston Oilers in the first round (ninth overall) of the 1983 NFL Draft, Matthews earned All-America honors at the University of Southern California. Matthews and his brother, Clay, each played 19 NFL seasons and the duo set an NFL record for games played by a pair of brothers with 574 games. Clay Matthews played in 278 games during his NFL career. Matthews had his number 74 jersey retired by the team and was inducted into the organization's Hall of Fame during a December, 2002 ceremony. Matthews joined a 2007 Hall of Fame class that included Dallas Cowboys WR Michael Irvin, Buffalo Bills RB Thurman Thomas, Detroit Lions TE Charlie Sanders, Cleveland Browns G Gene Hickerson, and St. Louis CB Roger Wehrli.

CURLEY CULP

**DEFENSIVE TACKLE • 6'2" • 265 lbs • COLLEGE: ARIZONA STATE
NFL SEASONS: 14 • YEARS WITH OILERS: 7 (1974-1980)
HOMETOWN: YUMA, ARIZ. • BORN: MARCH 10, 1946
GAMES PLAYED: 179 • HALL OF FAME INDUCTION: 2013**

Curley Culp was voted into the Pro Football Hall of Fame in 2013. A six-time Pro Bowl selection, Culp played in 179 games during his NFL career with the Kansas City Chiefs (1968-1974), Houston Oilers (1974-1980) and Detroit Lions (1980-81). He was considered the prototypical nose tackle and helped pioneer the 3-4 defense. Hailing from Arizona State, where he was an All-American in both football and wrestling, Culp was selected in the second round of the 1968 NFL Draft by the Denver Broncos, who intended to use him as an offensive guard. However, his brief stint in Denver ended when he was traded to the Chiefs, who inserted him permanently on the defensive side. In 1969, the Chiefs won Super Bowl IV, and Culp was an instrumental member of one of the league's top defenses. He helped the Chiefs defeat the Oakland Raiders in the AFL Championship Game and the Minnesota Vikings in the Super Bowl. In 1974, during his seventh campaign in Kansas City, Culp was traded to the Oilers along with a first-round draft pick (used to select Robert Brazile) in exchange for John Matuszak. The move paid almost immediate dividends for the Oilers, who previously suffered through 1-13 records in both 1972 and 1973. In 1975, Culp's first full season in Houston, he helped the Oilers to a record of 10-4, the first winning mark for the club in eight years. With Culp anchoring the defense, the Oilers finished with the AFC's top-ranked run defense (third in the NFL). Individually, Culp produced arguably the finest season of his career, recording 11.5 sacks and earning NFL Defensive Player honors by the Newspaper Enterprise Association. Culp continued as a leader of the Oilers defense that culminated in back-to-back appearances in the AFC championship games in 1978 and 1979. He was named to one AFL All-Star Game and five Pro Bowls during his career. Culp also was picked as a first-team All-Pro in 1975 and a second-team selection in 1971, 1977, 1978, and 1979. He was selected first- or second-team All-AFC five times. "Curley Culp was perhaps the strongest man I ever lined up against," said Raiders Hall of Fame center Jim Otto. Culp used his strong wrestling background to create havoc for opposing guards and centers. He was the 1968 NCAA heavyweight wrestling champion and was named to the U.S.

Olympic wrestling team that year. Culp joined a 2013 Hall of Fame class that included offensive linemen Larry Allen and Jonathan Ogden, wide receiver Cris Carter, coach Bill Parcells, linebacker Dave Robinson and defensive lineman Warren Sapp.

ROBERT BRAZILE

**LINEBACKER • 6'4" • 241 lbs • COLLEGE: JACKSON STATE
NFL SEASONS: 10 • YEARS WITH OILERS: 10 (1975-84)
HOMETOWN: MOBILE, ALA. • BORN: FEB. 7, 1953
GAMES PLAYED: 147 • HALL OF FAME INDUCTION: 2018**

Robert Brazile was voted into the Pro Football Hall of Fame in 2018. As a rookie in 1975, he made an instant impact as he helped Houston notch the franchise's first winning season in eight years with a 10-4 record. He went on to win Defensive Rookie of the Year in 1975. With his speed, strength, tackling and coverage ability, Brazile helped revolutionize the outside linebacker position in a 3-4 defense. Nicknamed 'Dr. Doom,' Brazile started all 147 regular season games during his career and made seven postseason starts, including back-to-back AFC Championship Games (1978-79). He recorded nine tackles and one fumble recovery in the 1978 AFC Championship game. He was elected to seven career Pro Bowls and named All-Pro for five consecutive seasons (1976-80). Brazile registered a career-best 185 tackles in 1978 on his way to helping the Oilers secure three consecutive 10-win seasons and three consecutive playoff berths (1987-80). His career statistics include 13 interceptions, 14 fumble recoveries and 6.5 sacks in both 1976 and 1980. Brazile was named to the NFL's All-Decade Team of the 1970s.

KEVIN MAWAE

**CENTER • 6'4" • 289 lbs • COLLEGE: LOUISIANA STATE
NFL SEASONS: 16 • YEARS WITH TITANS: 4 (2005-09)
HOMETOWN: LEEVILLE, LA. • BORN: JAN. 23, 1971
GAMES PLAYED: 241 • HALL OF FAME INDUCTION: 2019**

Kevin Mawae was elected to the Pro Football Hall of Fame Class of 2019 and became the first established Titan without connections to the Houston Oilers to receive the honor. He played four seasons (2006-09) in Tennessee. Mawae entered the NFL as a second-round pick of the Seattle Seahawks in the 1994 NFL Draft. He began his career at right guard before being moved to center at the start of the 1996 season and remained at that position for the rest of his NFL career. After four seasons (1994-97) in the Northwest, the Louisiana State product signed a free agent deal with the New York Jets in 1998. In his first season in New York, Mawae helped running back Curtis Martin rush for a Jets franchise record eight 100-yard rushing games en route to 1,287-yard season. In 1999, he was named to his first of eight Pro Bowls and paved the way for Martin's then franchise-record 1,464 rushing yards. The 6-foot-4-inch, 289-pounder played in an astounding 177 consecutive games before a serious triceps injury ended his 2005 campaign after six games. Mawae signed a free agent deal with the Titans in 2006. In his first season with Tennessee, he made an immediate impact and was a part of an offense that ranked third in the AFC and fifth in the NFL in rushing with 2,214 yards. Three seasons later, he helped Chris Johnson amass a franchise-best 2,006 rushing yards, becoming just the sixth player all-time to accomplish the feat. In 241 career games over 16 seasons, Mawae was extremely durable and known for his toughness in the trenches. He was a first-team, all-decade center for the 2000s and blocked for a 1,000-yard rusher in 13 of his 16 seasons. Running backs Chris Warren (1,545 yards in 1994), Martin (1,697 in 2004), LenDale White (1,110 in 2007) and Johnson (2,006 in 2009) had the highest season rushing totals of their careers with Mawae on the line. He played 90 games in which there was a 100-yard rusher, the most by any offensive lineman in NFL history.

RETIRED JERSEY NUMBERS

In the history of the Oilers/Titans franchise, only eight players have had the distinction of having their jersey number retired — **Jim Norton** (No. 43), **Elvin Bethea** (No. 65), **Earl Campbell** (No. 34), **Mike Munchak** (No. 63), **Bruce Matthews** (No. 74), **Warren Moon** (No. 1), **Eddie George** (No. 27) and **Steve McNair** (No. 9).



Jim Norton played nine seasons for the Oilers (1960-68) as a safety and as a punter, establishing team records at both positions. As a rookie from the University of Idaho, Norton was a member of the Oilers' 1960 AFL Championship team. A four-time league all-star, he holds the club record for most interceptions in a career with 45. Also an accomplished punter, Norton was tops in club history with 519 career punts for a 42.3-yard career average and a long kick of 79 yards (11/22/64 vs. Kansas City).



Elvin Bethea joined the Oilers in 1968 after an outstanding career at North Carolina A&T. He started at defensive end in the 1968 season opener and didn't miss a game until breaking his arm in November 1977. That streak of 135 consecutive games played stands third in team history. An eight-time Pro Bowler (1970, 1972-76, 1978-80), Bethea ranks second for most seasons played (16, 1968-83), while his 210 games played (1968-83) also stands second behind Bruce Matthews. Bethea led the team

in sacks six times, including a career-best mark of 17 in 1973. The Oilers honored him with an "Elvin Bethea Appreciation Night" on Aug. 4, 1983. He became the sixth player in franchise history to be inducted into the Pro Football Hall of Fame on Aug. 3, 2003.



Earl Campbell, the franchise's second leading rusher and a member of the Pro Football Hall of Fame, was honored by having his number retired at ceremonies on Aug. 13, 1987. He set a single-season club record with a league-leading 1,450 yards his rookie season. Campbell followed that performance with 1,697 yards in 1979 and an astounding 1,934 yards in 1980. Both those totals led the NFL and the latter was second only to O.J. Simpson's 2,003 yards in 1973. Campbell was selected to five

Pro Bowls (1978-81, 1983) and retired as the NFL's seventh all-time leading rusher (9,407). He ranks second in franchise history in career rushing yards (8,574) and attempts (1,979), first in touchdown runs (73) and first in most consecutive games with a rushing touchdown (5).



Mike Munchak joined the Oilers as a first-round draft pick in 1982 out of Penn State. He was the first offensive lineman selected in the draft and the eighth overall selection. Munchak won the starting left guard position as a rookie and went on to play in 12 campaigns (1982-93) and 159 games (156 starts) for the Oilers. He is tied for third on the team's all-time list for seasons played and ranks fifth in games played. Munchak became a fixture on an offensive line that helped the Oilers to seven consecutive

playoff appearances (1987-93). One of the premier guards in the National Football League, Munchak was selected to NFL's "Team of the Decade" for the 1980s and was chosen in 1989 to Oilers' 30th Anniversary "Dream Team." He ranks second in club annals with nine Pro Bowl selections, seven as a starter. Munchak announced his retirement on July 21, 1994, and on the same day, K.S. "Bud" Adams, Jr., announced that jersey No. 63 would be retired on "Mike Munchak Appreciation Day" on Nov. 6, 1994.



Bruce Matthews played in more games (296) than any non-kicker in NFL history. Longevity and durability were his hallmark. And that, coupled with his unparalleled play, in which he tied a league record with 14 Pro Bowl selections (tied with Merlin Olsen) and earned All-Pro honors six times, made him one of the all-time greats. He rose to the challenges presented to him in playing every position on the offensive line during his NFL career (87 at center, 99 at left guard, 67 at right guard, 22 at right tackle, and 17 at left tackle). His number was retired during a halftime ceremony in Nashville on Dec. 8, 2002.



Warren Moon, the fourth leading passer in NFL history at the time his number was retired, played 10 years (1984-93) with the organization and holds the franchise records for passing yards (33,685) and touchdowns (196), while leading the Oilers to seven consecutive playoff appearances from 1987-93. Moon's finest season came in 1990, throwing for 4,689 yards (363-for-584) and 33 touchdowns in only 15 games and becoming the third player in NFL history to produce consecutive 4,000-yard passing seasons. He earned AP NFL Offensive Player of the Year for his efforts and his third Pro Bowl berth. His jersey was retired in a halftime ceremony in Nashville on Oct. 1, 2006.



Eddie George became the organization's all-time leading rusher as well as its all-time scrimmage yards leader in eight seasons with the team. His 10,009 rushing yards from 1996–2003 ranked second in the NFL (Curtis Martin), while his 12,153 scrimmage yards in the same time frame were third (Marshall Faulk, Martin). His accolades included four Pro Bowl selections (1997–2000), AP All-Pro honors (2000) and the AP Rookie of the Year Award (1996). George also set franchise standards for career rushing attempts (2,733), career touchdowns (74), 1,000-yard rushing seasons (seven), seasons as the team's leading rusher (eight) and career playoff rushing yards (776). During his time with the Titans he amassed 36 100-yard rushing performances (second to Earl Campbell's 39), resulting in a 30-6 record in those contests. He established an NFL mark with 130 consecutive starts by a running back to begin a career—a total which ranked second in NFL history for consecutive starts by a running back at any point. His jersey was retired in a halftime ceremony in Nashville on Sept. 15, 2019.



Steve McNair played 11 seasons with the organization (1995–2005), becoming its second all-time leading passer (27,141 yards) and recording the most wins as a starting quarterback (76). At the time his jersey was retired, he trailed only Warren Moon on the franchise's all-time passing yards list and also ranked second for the organization in completions (2,305), completion percentage (59.5) and passer rating (83.3). He ranked third in touchdown passes (156). His 3,439 rushing yards and 36 touchdown runs

were the most in team history by a quarterback. McNair earned three of his four career Pro Bowl berths with the Titans (2000, 2003 and 2005), and in 2003, he shared Associated Press NFL Most Valuable Player honors with Peyton Manning after leading the league with a 100.4 rating. He became the first African-American quarterback to win MVP honors. McNair was the third player in the history of the NFL to pass for 30,000 yards and rushed for 3,500 yards, along with Fran Tarkenton and Steve Young. Only Brett Favre and Manning started more combined NFL regular season and postseason games than McNair (134) from the time he became a full-time starter in 1997 through 2005. He was selected with the third overall draft pick in 1995. His jersey was retired in a halftime ceremony in Nashville on Sept. 15, 2019.

HISTORICAL HIGHLIGHTS

THE "FOOLISH CLUB"

In 1959, after numerous failed attempts to enter the NFL as owners through expansion or purchase (Chicago Cardinals), Lamar Hunt and K.S. "Bud" Adams, Jr. agree that forming a new league is a viable option to NFL ownership. They would recruit a number of other future owners, who like themselves were looking to enter the world of football ownership, but had been rebuffed. The eight original teams, which would later be dubbed the "Foolish Club" for taking on the NFL were: Dallas (Hunt), Houston (Adams), Denver (Bob Howsam), New York (Harry Wismer), Los Angeles (Barron Hilton), Buffalo (Ralph Wilson), Boston (William Sullivan) and Oakland (Wayne Valley). Minneapolis was set to become one of the original AFL teams, but they were replaced by Oakland when the NFL awarded an expansion franchise to the Minneapolis market in 1960.

All eight teams agreed to contribute \$25,000 to create a league office, which was headed by the first AFL commissioner, Joe Foss. The AFL held their first draft on Nov. 22, 1959 and began play in the fall of 1960 with games televised on ABC.

1959

August 3 – K.S. "Bud" Adams, Jr., announces Houston's entry into the American Football League.

August 15 – AFL formally organized with six cities: Los Angeles, New York, Denver, Dallas, Houston and Minneapolis-St Paul.

October 31 – Adams names the team "Oilers" — "for sentimental and social reasons."

November 22 – AFL conducts first player draft. Oilers select Heisman Trophy winner Billy Cannon of LSU.

December 8 – Oilers sign first players, Don Hitt and Tony Banfield, both of Oklahoma State.

1960

January 1 – Oilers sign their first draft choice in LSU's Billy Cannon.

January 3 – Oilers name former Cleveland great Lou Rymkus as first head coach.

February 20 – Oilers sign veteran pro quarterback George Blanda.

March 8 – Houston School Board approves lease of Jeppesen Stadium to K.S. "Bud" Adams, Jr., and gives permission to increase seating capacity from 22,000 to 36,000.

June 21 – Court rules that Billy Cannon will play with the Houston Oilers.

July 15 – Houston opens first training camp at the University of Houston with daily practices to be held at Busch Field during season.

August 6 – Oilers lose 27-10 to Dallas Texans in first preseason game at Tulsa.

August 20 – Oilers defeat Denver 42-3 before 18,500 in home debut at Jeppesen.

September 11 – Oilers win first regular season contest 37-22 over Oakland at San Francisco. Charles Hennigan scores first Oiler TD on a 43-yard pass from George Blanda. Dave Smith scores first Oiler rushing TD on eight-yard run.

December 11 – Oilers clinch AFL Eastern Division title with 31-23 win over Buffalo at Houston.

December 29 – Lou Rymkus named AFL's first Coach of the Year.

1961

January 1 – Oilers win first AFL Championship by defeating Los Angeles Chargers 24-16 before 32,000 fans at Jeppesen Stadium. Billy Cannon is named game's MVP; Blanda completes 16 of 32 passes for 301 yards and three TDs. Winning players share: \$1,016.42.

September 9 – Oilers open regular season with a 55-0 rout of Oakland at Jeppesen despite threats from Hurricane Carla.

October 16 – Wally Lemm replaces Lou Rymkus as head coach after Oilers open with 1-3-1 record.

October 22 – Oilers defeat Dallas Texans 38-7 in first outing under Wally Lemm. George Blanda comes off the bench to throw three TD passes, make a 53-yard field goal, and kick three PAT's.

October 29 – George Blanda sets AFL passing record with 464 yards on 18-of-32 passing for four TDs as Oilers win 28-16 at Buffalo.

November 19 – George Blanda throws seven touchdown passes against New York in 49-13 win to set AFL record and the all-time pro record.

December 3 – Oilers defeat previously unbeaten San Diego 33-13 before Houston's largest crowd, 37,845. Charles Hennigan catches 10 passes for 214 yards and three TDs. George Blanda hits on 20 of 34 attempts for 351 yards and four TDs and kicks AFL-record 55-yard field goal.

December 17 – Oilers win second consecutive Eastern Division crown by beating Oakland 47-16 in Oakland. Oilers become first pro team in history to score over 500 points in one season with 513 points in 14 games.

December 20 – Wally Lemm is named AFL Coach of the Year.

December 23 – George Blanda is named AFL Player of the Year.

December 24 – Oilers win second consecutive AFL title, defeating Chargers 10-3 at San Diego. Billy Cannon wins MVP award for second consecutive year. Winning players share: \$1,724.00.

1962

February 23 – Wally Lemm resigns to become the head coach of St. Louis Cardinals.

March 5 – Oilers name Frank "Pop" Ivy as head coach.

September 16 – Oilers lose to Boston 34-21 in first pro game in historic Harvard Stadium.

October 14 – Oilers set AFL scoring record with 56-17 win over New York

EARLY DOMINANCE & AFL SUPREMACY

With a mix of cast-off players from other professional leagues (QB George Blanda, C Bob Schmidt, T Al Jamison), pro football rookies (RB Billy Cannon, G Bob Talamini) and local college players who never entered the NFL (WR Charles Hennigan, DT Orville Trask), the Oilers quickly became the dominant team in the newly formed American Football League. In each of the league's first three years, the Oilers advanced to the AFL title game, winning the first two league championships (1960 and 1961). Amazingly, the Oilers reached each of those title games under three different coaches: Lou Rymkus (1960), Wally Lemm (1961) and Frank "Pop" Ivy (1962).

The fiery Rymkus led the inaugural Oilers to the Eastern Division title with a 10-4 mark. They met the Western Division winner Los Angeles Chargers at Jeppesen Stadium in Houston to crown the first AFL champion. The two teams split their two matchups during the regular season. The Oilers took a one-point lead into the fourth quarter and then Blanda hit Cannon for an 88-yard score early in the fourth quarter to end the scoring, 24-16. Blanda tallied 301 passing yards and three touchdowns in the game.

After the Oilers opened the 1961 season 1-3-1, head coach Lou Rymkus was replaced by Wally Lemm, who had been on the 1960 staff but left for private business prior to the 1961 season. The Oilers would win nine consecutive games under Lemm to end the regular season with a 10-3-1 mark and first place in the Eastern Division. The 1961 AFL Championship game was a defensive struggle as the Oilers defeated the San Diego Chargers 10-3 in San Diego.

After leading the Oilers to a second title, the St. Louis Cardinals hired Wally Lemm as their head coach for the 1962 season. The Oilers tabbed Frank "Pop" Ivy to lead the team in 1962. The team again won the Eastern Division with an 11-3 record and faced the Dallas Texans at Jeppesen Stadium for the 1962 AFL title. Dallas raced out to a 17-0 halftime lead, but the Oilers mounted a second half rally to knot the score at 17 with five minutes remaining in the game. The game would go to overtime and was eventually decided in double overtime (6th quarter) with a Dallas 25-yard field goal.

HISTORICAL HIGHLIGHTS

OILERS' AFL SUMMARY

In the 10-year history of the AFL from 1960-69, the Oilers amassed a 70-66-5 record, reached the AFL title game four times (1960, '61, '62, '67) and won two AFL titles (1960 and 1961). They had some of the greats of the game, including QB George Blanda, WR Charlie Hennigan, G Bob Talamini, CB Ken Houston and DE Elvin Bethea. Four decades removed from their playing days, these names still sit atop several categories throughout the franchise record book: Blanda threw a franchise-best 36 touchdowns in 1961, Hennigan caught a franchise-best 101 balls in 1964, Houston returned nine interceptions for touchdowns during his Oilers career, and Bethea (unofficially) totaled 105 sacks during his career. The Oilers also saw profound popularity growth as they averaged 20,000 fans in their inaugural 1960 season at Jeppesen Stadium all the way to moving into the Astrodome in 1968, and averaging 44,000 fans in their final AFL campaign.

as George Blanda throws six TD passes.

December 15 – Oilers win third consecutive Eastern Division title with 44-10 victory over New York. Charlie Tolar gets 107 yards on 18 carries to become the first Oiler back to gain over 1,000 yards in a season. Oilers compile best regular season record in club's history with 11-3 mark.

December 23 – Oilers lose AFL title to Dallas Texans 20-17 in historic six-quarter game.

1963

December 22 – Oilers lose 52-49 at Oakland in "Pop" Ivy's final game as head coach.

1964

March 1 – Oilers announce building of a new training site at Fannin and Braeswood in Houston.

June 2 – Frank "Pop" Ivy relieved of head coach-general manager duties. "Bud" Adams names Sammy Baugh as head coach and Carroll Martin as general manager.

July 15 – Oilers open training camp at new site—Fannin and Braeswood.

September 8 – Oilers trade Billy Cannon to Oakland for Bob Jackson, Sonny Bishop and Dobie Craig.

September 13 – Rookie Sid Blanks sets AFL record with 91-yard TD run against New York at Houston.

December 18 – Sammy Baugh resigns as Oiler head coach.

December 20 – Oilers play final game in Jeppesen Stadium, defeating Denver 34-15 to end season with 4-10 record. Charles Hennigan catches 101st pass of season to set new all-time pro record.

December 22 – Hugh "Bones" Taylor named Oiler head coach as Sammy Baugh stays on staff as assistant.

1965

June 5 – Oilers announce they will not play in Harris County Dome Stadium because of "unrealistic lease agreement"; sign five-year lease with Rice University for use of Rice Stadium.

1966

January 13 – K.S. "Bud" Adams, Jr., names Don Klosterman as Oilers' Executive Vice-President and General Manager.

January 29 – Wally Lemm is named Oiler Head Coach by Dan Klosterman.

June 8 – Oilers sign Ernie Ladd; Commissioner awards Willie Frazier and Pete Jaquess to San Diego in compensation.

June 9 – The AFL and NFL announce plans to merge into one league by 1970. Common draft and championship game are scheduled immediately.

September 3 – Oilers open regular season play with 45-7 home victory over the Denver Broncos. Denver was held to no first downs, an AFL record.

1967

March 14 – First common draft between AFL and NFL; Oilers take

Michigan State All-America George Webster as their No. 1 choice.

April 2 – Oilers announce they will hold 1967 training camp at Schreiner Institute in Kerrville, Texas. Only third time in history Oilers will have trained outside Houston.

December 17 – Oilers clinch Eastern Division title with 24-17 win over San Diego at Rice Stadium and become first team to go from cellar to division title in one season, a feat accomplished with 15 rookies on the squad.

December 20 – Four Oilers are named to All-AFL team. DE Pat Holmes, CB Miller Farr, G Bob Talamini and rookie LB George Webster named to AFL elite unit.

December 23 – Oiler LB George Webster is unanimous choice as AFL's Defensive Rookie of the Year.

December 31 – Oakland Raiders break open close game in second quarter and defeat Oilers 40-7 in AFL Championship Game. The only Oiler touchdown comes in fourth quarter on pass from Pete Beathard to Charles Frazier.

1968

February 10 – Oiler owner K.S. "Bud" Adams, Jr., announces that the Oilers will move to the Harris County Dome Stadium for the 1968 season. Contract with Rice will be settled.

September 9 – Oilers play their first game in the Astrodome, a 25-21 loss to Kansas City before 45,083 fans, and become the first professional football team to play their home games in a domed stadium.

1969

January 25 – Oiler LB George Webster is one of four AFL players named to Pro Football Writers Association's first combined All-Pro team.

April 15 – Jim Norton, last of the original Houston Oilers, announces his retirement after nine years and Oiler owner K.S. "Bud" Adams, Jr., retires his No. 43 jersey.

December 14 – Oilers need victory over Boston in Astrodome to assure playoff spot as runner-up team in Eastern Division despite 5-6-2 record. Oilers come from behind to take 27-23 triumph.

December 21 – Oilers lose bid for championship in 56-7 loss to Oakland in playoff game. Daryle Lamonica hurls six TD passes for Raiders.

1970

January 15 – Oiler LB George Webster named to Pro Football Hall of Fame's All-Time AFL defensive unit. The three-year Oiler veteran was youngest player named to the team.

June 30 – Oiler veterans join NFL Players Association strike. Owners bar veterans from training camps. Dispute revolved around pension plan.

July 14 – Oilers open training camp at Schreiner Institute in Kerrville, Texas with only rookies reporting.

August 3 – Veterans report to training camp after settlement of NFL-NFLPA pension dispute.

November 1 – Oiler Head Coach Wally Lemm, who led Oilers to AFL title in 1961 and to Eastern Division title in 1967, announces he will retire at the end of 1970 season.

1971

January 21 – Oiler owner K.S. "Bud" Adams, Jr., names Ed Hughes to be the sixth head coach in Oiler history.

January 26 – Oilers trade RB Hoyle Granger, T Terry Stoepel and DE Charles Blossom to New Orleans for DT Dave Rowe and WR Ken Burrough.

January 28 – The Oilers, who pick third behind Boston and New Orleans in the college draft, select QB Dan Pastorini of Santa Clara in the first round and grab QB Lynn Dickey of Kansas State in the third round.

May 5 – Oilers name John W. Breen as general manager, replacing Bob Brodhead. Breen was the first employee hired by Oiler owner K.S. "Bud" Adams, Jr., in 1959 when the American Football League was formed.

December 12 – S Ken Houston ties all-time pro record for touchdowns on interceptions with theft against Buffalo in Oilers' 20-14 victory. Houston tied record of seven set by Erich Barnes and Herb Adderley.

December 19 – Oilers close out season with third straight victory by blasting San Diego 49-33 for highest point production since 1963. S Ken Houston establishes all-time pro record with two touchdowns on interceptions. The five-year veteran intercepted successive John Hadl passes in the third quarter and returned them for touchdowns of 35 and 29 yards to run his

HISTORICAL HIGHLIGHTS

career total to nine. His four returns of interceptions for TDs in one year is also an NFL record.

December 24 – Oiler DE Elvin Bethea and S Ken Houston are named to AFC Pro Bowl squad. It is second straight selection for Houston.

December 30 – Oilers name former Florida State and Rice University coach Bill Peterson as their new head coach.

1972

March 21 – K.S. "Bud" Adams, Jr., spearheads a drive which lands the 1974 Super Bowl game for Houston. The game will be played in Rice Stadium on January 13, 1974.

October 1 – Oilers stun Joe Namath and New York Jets 26-20 in the Astrodome for only victory of 1972 season.

1973

March 2 – Veteran coach and front office executive Sid Gillman accepts position of Executive Vice-President and General Manager of Houston Oilers, replacing John Breen, who retired.

October 16 – Bill Peterson is fired as head coach of Oilers after 48-20 loss to Denver, making Peterson's regular season record in 1 1/2 years 1-18. Sid Gillman assumes dual role of General Manager/Head Coach for the rest of year.

November 5 – Oilers win only game of 1973 season, 31-27, over Baltimore Colts as QB Lynn Dickey completes 22-of-32 passes for 340 yards and three touchdowns.

December 19 – Oiler DE Elvin Bethea named to Pro Bowl team for third straight year.

1974

January 18 – Sid Gillman announces decision to remain as General Manager/Head Coach for at least one more season, ending speculation that a new head coach would be named.

February 8 – Former New Orleans and New York Jets coach Ed Biles joins Oilers as defensive assistant.

March 7 – O.A. "Bum" Phillips, a veteran Texas high school and college coach who was with Sid Gillman at San Diego, is hired by Oilers as defensive coordinator.

August 28 – Oiler T John Matuszak tries to jump his contract and sign with World Football League Houston Texans. Oilers obtain temporary restraining order and present it to Matuszak at Texans' game with New York Stars. Matuszak is put on inactive list until trial.

September 9 – State District Judge Arthur Leshner grants temporary injunction against John Matuszak playing for any other team than Oilers until further court hearings. Matuszak remains on inactive list.

October 22 – Oilers trade John Matuszak and No. 3 draft choice to Kansas City for Curley Culp and draft choice, ending court battle.

BUM PHILLIPS

If ever there was a coach made for a team and a team that embodied their coach, it was the marriage between O.A. "Bum" Phillips and the Houston Oilers. A native of Orange, Texas, Phillips spent the majority of his first 15 years in coaching in the Texas high school ranks before moving up the ladder as a defensive coordinator in the college and pro level. He would join the Oilers as a defensive coordinator in 1974 and was named head coach in 1975, where he would remain through the 1980 season. Known for strolling the sidelines in his cowboy hat and boots, he was the face of the Oilers for six seasons (59-38 record) and saw the birth of the "Luv Ya Blue" era. In 1978, he led the Oilers back to the playoffs for the first time in 11 years with their march to the AFC Championship. The Oilers would again reach the AFC Championship game in 1979 and wild card round in 1980. Phillips was let go by the Oilers following the 1980 season.

LUV YA BLUE!

With Oiler fever in full bloom following the march to the AFC Championship game in the 1978 season, the team looked to tap into the frenzy with a marketing campaign that captured that team spirit. The result was the "Luv Ya Blue!" phrase that would sweep the area and be forever remembered with the 1979 and 1980 seasons. The phrase was trademarked by the team and became as popular as regular Oilers merchandise. The campaign included a song which was written and sung by Mack Hayes, a local musician and was performed before each game at the Astrodome during those seasons.

1975

January 25 – O.A. "Bum" Phillips named Oiler head coach by Sid Gillman, who says he will remain in single role as general manager.

February 14 – Sid Gillman leaves Oilers as general manager by mutual consent with owner "Bud" Adams. Bum Phillips adds title of general manager to head coaching duties.

October 19 – Oilers come from behind to defeat Washington 13-10 in Astrodome for first win ever over NFC team.

November 16 – Oilers get 20-19 win over Miami as Billy Johnson ties all-time pro record for return TDs in one season (4).

December 21 – Oilers close out finest season since 1962 with 21-10 win over Cleveland, giving Bum Phillips a 10-4-0 record in his first year as a head coach. Oilers set a new home attendance record, averaging 48,000 in seven home games.

1976

February 10 – Wade Phillips, son of Head Coach Bum Phillips, named to Oiler coaching staff as LB coach. Phillips had been an assistant at University of Kansas.

April 1 – Oilers lose Fred Hoaglin, Mark Cotney and Jesse O'Neal in NFL expansion draft.

April 2 – Oilers trade QB Lynn Dickey to Green Bay for QB John Hadl, CB Ken Ellis, draft choices and cash.

1977

October 9 – Oilers march into first place in the AFC Central Division after whipping Pittsburgh 27-10 at the Astrodome, but lose Dan Pastorini to an ankle and back injury.

November 13 – Oakland holds off Oilers 34-29 as Houston DE Elvin Bethea suffers a broken arm after playing in 135 consecutive games, a team record.

1978

January 7 – Owner K.S. "Bud" Adams, Jr., announces the appointment of Ladd K. Herzog as Senior Vice-President and Chief Administrative Officer of the Houston Oilers.

January 24 – Curley Culp, Ken Burrough, Billy Johnson and Robert Brazile play for AFC on Pro Bowl team.

April 24 – Oilers trade three draft picks and TE Jimmie Giles to Tampa Bay for rights to 1978 number one draft selection in order to choose Texas All-America and Heisman Trophy winner Earl Campbell.

October 23 – Houston ends Pittsburgh's seven-game win streak with Monday night victory over the Steelers, 21-17. It marks Houston's first win ever on Monday Night Football.

November 12 – Houston comes from 23-0 deficit to capture 26-23 win over New England Patriots.

November 20 – Earl Campbell rushes for four touchdowns against Miami Dolphins in Oilers' 35-30 victory. Campbell's two Monday night appearances net him 7 of his 13 season TDs.

November 26 – Earl Campbell gains 100 yards rushing vs. Cincinnati before home crowd to tie NFL record for most 100-yard games by a rookie – 7 (ties Franco Harris and Don Woods). Also breaks Oiler single season records for most yards rushing (Hoyle Granger, 1,194 yards in 1967) and most rushing attempts (Charlie Tolar, 224 yards in 1962).

December 10 – Houston captures 17-12 decision over New Orleans Saints

HISTORICAL HIGHLIGHTS

EARL CAMPBELL

Tabbed the "Tyler Rose", Earl Campbell was a Texas high school legend who would go on to the University of Texas and earn the 1977 Heisman Trophy. The Oilers pulled off a draft blockbuster to acquire Campbell, trading four picks and TE Jimmie Giles to acquire the first pick in the 1978 draft from the Tampa Bay Buccaneers. Campbell made an immediate impact as a rookie, gaining 1,450 yards and scoring 13 touchdowns in his initial campaign and earning NFL Rookie of the Year and NFL Offensive Player of the Year honors. In one of the most famous performances in Monday Night Football history, Campbell gained 199 yards and scored four touchdowns on 28 carries against the Miami Dolphins in November of 1978. From 1978 to 1984 Campbell led the Oilers to three playoff appearances, gained 8,547 yards and earned five Pro Bowl invitations. During the 1984 season, Campbell was traded to New Orleans to be reunited with Bum Phillips for a first round draft choice. He was inducted into the Pro Football Hall of Fame in 1991.

to clinch berth in AFC Wild Card game versus Miami.

December 24 – Houston wins first playoff game since 1961 by defeating Miami 17-9 in the Orange Bowl.

December 31 – Oilers continue playoff march with 31-14 win against New England before 61,297 chilled fans in Foxboro, Mass.

1979

January 7 – Houston playoff dreams end as Pittsburgh takes 34-5 victory in AFC Championship Game. Oilers welcomed by 50,000 loyal fans in the Astrodome as radio station KILT sponsors homecoming.

January 30 – Earl Campbell, Elvin Bethea, Robert Brazile and Curley Culp represent Houston in the Pro Bowl in Los Angeles.

August 3 – Oiler T Greg Sampson undergoes brain surgery which signals the end to a promising career.

December 10 – Before national television audience, Houston defeats division nemesis Pittsburgh 20-17, giving Oilers spot in 1979 playoffs.

December 17 – Several Oilers lock up individual titles: Earl Campbell is NFL rushing champion for the second consecutive year; Mike Reinfeldt captures the crown for most interceptions in NFL with 12; Toni Fritsch is the most accurate field goal kicker, connecting on 21-25 attempts; and Jesse Baker leads the AFC in QB sacks with 15 1/2.

December 23 – In first playoff game played in Houston since 1962, Oilers defeat Denver Broncos 13-7. Key offensive players Earl Campbell, Dan Pastorini and Ken Burrough are all injured in the contest.

December 29 – Oilers defeat San Diego 17-14 without injured Earl Campbell, Dan Pastorini and Ken Burrough. Backup QB Gifford Nielsen plays conservative offense as Rob Carpenter, who was injured earlier in the week and was on crutches the night before the game, gains 67 yards rushing in his best effort of the season. The big star of the game is S Vernon Perry, as he intercepts an NFL-record four passes in a playoff game.

1980

January 6 – In a rematch of the 1978 AFC Championship Game, the Steelers win 27-13 in a game that saw a controversial call keep Mike Renfro from scoring what would have been the tying score late in third quarter.

January 7 – In the wee hours of the morning, the Oilers return from Pittsburgh to an excited throng of 70,000 people at the Astrodome.

January 28 – Six Oilers represent Houston in the Pro Bowl: RB Earl Campbell, T Leon Gray, PK Toni Fritsch, LB Robert Brazile, S Mike Reinfeldt and DE Elvin Bethea.

September 15 – Before the largest stadium crowd to ever witness an Oilers' game (80,243), Houston defeats the Browns in Cleveland Stadium 16-7. The game was also televised before a national audience on Monday Night Football.

October 14 – Oilers acquire All-Pro TE Dave Casper from Oakland for undisclosed draft picks.

October 19 – Earl Campbell becomes only the second RB in the history of the Oiler franchise to rush for over 200 yards in a single game when he leads the Oilers to a 21-14 triumph over Tampa Bay with 206 yards. Club rushing record for single game is 216 yards by Billy Cannon (Dec. 10, 1961 vs. New York Titans).

October 26 – Earl Campbell ties NFL record for most consecutive 200-yard games rushing (two) with 202 yards vs. Cincinnati in the Astrodome. Campbell now shares record with O.J. Simpson (Buffalo, 1973, 1976). Oilers defeat Bengals 23-3.

December 4 – Houston's defense shuts out the Pittsburgh Steelers 6-0. Toni Fritsch provides all the points the Oilers need with two field goals. This marked the third evening prime-time win of the season for the Oilers as the game was played in the Astrodome before a sellout crowd and a national television audience. It marked the first shutout registered by the Oilers since a 47-0 win over the Chicago Bears. (November 6, 1977).

December 21 – Oilers clinch third playoff spot in as many years with 20-16 victory over the Minnesota Vikings in the Astrodome. Earl Campbell sets NFL record by rushing for over 200 yards in single game four times in one season. He finishes season with 1,934 yards, second highest total in NFL history behind O.J. Simpson's 2,003 yards in 1973. The Oilers must wait until the final game of the season to see who their playoff opponent will be, as their 11-5 record equals that of division foe Cleveland, but Oilers become Wild Card participant due to tie-breaker procedures.

December 28 – Oilers season comes to an end with disappointing AFC Wild Card loss at the hands of the eventual Super Bowl champion Oakland Raiders. The loss marks the third consecutive year that the Oilers have been eliminated from the playoff picture by the eventual Super Bowl champions (Pittsburgh Steelers in both 1978 and 1979).

December 31 – K.S. "Bud" Adams Jr., relieves Bum Phillips of his duties as Head Coach and General Manager. Ladd K. Herzeg is promoted from post of Senior Vice-President/Chief Administrative Officer to the position of Executive Vice-President and General Manager of the Oilers.

1981

January 3 – announce the selection of Ed Biles as their new head coach. Biles had been Oilers' defensive coordinator since 1975.

February 8 – Dick Nolan, former Head Coach for the New Orleans Saints and the San Francisco 49ers, is named defensive coordinator.

February 15 – Mike Holovak is named as Assistant General Manager by the Oilers.

September 6 – Oilers defeat Rams at season opener at Los Angeles 27-20 as rookie Willie Tullis returns kickoff 95 yards for score in final minute of game. Win gives Ed Biles his first as head coach of NFL club.

1982

January 19 – Former All-Pro S Ken Houston returns to Oilers as defensive assistant assigned to work with the DBs. Houston had been All-Pro performer before being traded to Washington where he retired following 1980 season.

January 31 – Oilers open 2.5 million dollar training facility less than two miles from Astrodome. Owner-President K.S. "Bud" Adams, Jr., provides funds for what is considered one of top facilities in the NFL.

February 3 – Oilers announce new three-year contract with Mutual Broadcasting System for radio rights to Houston's games. KTRH-AM in Houston will serve as flagship station.

March 18 – Oilers announce that head coach Ed Biles has been given a contract extension.

April 28 – Oilers select Penn State G Mike Munchak in first round of NFL draft. It is the first number one choice in the draft that Oilers have had since Earl Campbell was selected in first round in 1978.

May 3 – Computer added to Oilers offices to assist club with player personnel, college scouting, ticket and business operations as well as many other functions within the organization.

September 17 – Oilers acquire QB Archie Manning from New Orleans Saints in one-for-one swap for T Leon Gray.

September 20 – NFL Players Association strike announced.

November 16 – Settlement of 57-day player strike announced by NFL Management Council and NFL Players Association.

1983

January 2 – Oilers fall to Cincinnati Bengals 35-27 to conclude 1982

HISTORICAL HIGHLIGHTS

regular season play in a game that was re-scheduled from November 14 (canceled due to players' strike).

January 25 – Chuck Studley joins Oilers as defensive coordinator after successful stints with San Francisco 49ers (Super Bowl champs following '81 season) and Cincinnati Bengals.

February 1 – Oilers perennial All-Pro DE Elvin Bethea decides not to retire following 1982 season and will return for his 16th year in the NFL, all with the Oilers.

February 2 – Oilers announce promotion of Mike Holovak from Assistant General Manager to VP/Player Personnel.

April 23 – The Oilers announce trade of their second pick in first round to Los Angeles Rams for the third pick overall in draft. Oilers receive Rams' fourth-round choice in 1983 and fourth-round choice in 1984 for moving down one notch in first round.

April 24 – The Oilers announce their second trade in as many days involving Oilers' first-round draft pick. Oilers trade third choice overall in first round to Seattle for ninth choice overall in first round plus Seahawks' second- and third-round picks in 1983 (combining trades of April 24-25, Oilers moved from second position in first round to ninth and acquired Seahawks' second- and third-round choice in 1983 and Rams' fourth round choice in 1983 and 1984, a total of four additional picks).

April 26 – Oilers select T Bruce Matthews from USC in round one of NFL draft with the ninth choice in the round. Also, for first time since 1969, the Oilers had each of their choices through the first nine rounds.

August 4 – In preseason opener, ceremonies honoring Elvin Bethea's 16 years with the club occur at halftime. Bethea's jersey, No. 65, will be retired at the conclusion of the season.

October 10 – Head Coach Ed Biles resigns after two and one-half years as head coach.

October 11 – The Oilers appoint Defensive Coordinator Chuck Studley as interim head coach.

October 20 – Oilers trade QB Archie Manning and TE Dave Casper to Minnesota for second- and fourth-round picks in 1984 draft.

December 18 – Oilers close season with 20-10 loss at Baltimore in what would be the Colts' final game played in Baltimore before moving to Indianapolis.

1984

January 3 – The Oilers name Hugh Campbell as new head coach.

January 30 – Announcement is made that Kay Dalton will remain as offensive coordinator and also that Jerry Glanville will become new defensive coordinator.

February 3 – The Oilers announce that they win the "recruiting war" for free agent QB Warren Moon.

February 10 – Entire organization loses tremendous friend with the passing of radio talk-show host John Breen. Breen was first employee hired by the Oilers in 1959 and served in numerous front office capacities, including General Manager and Director of Player Personnel.

May 1 – Oilers draft Dean Steinkuhler among a total of 14 players during the one-day marathon. Of the 14 players selected, 10 were defensive players.

September 6 – Oilers and City of Houston celebrate 25th season of professional football at "Silver Salute," which is held on the floor of the Astrodome. The black-tie gala consists of dinner, dancing and an auction with all proceeds benefiting the Ronald McDonald House. This date is also proclaimed "Houston Oilers Day" by Mayor Kathryn J. Whitmire.

October 9 – Oilers trade RB Earl Campbell to New Orleans Saints for first round choice in 1985 draft. The Oilers also obtain C Jim Romano from Raiders for Houston's third- and sixth-round picks in 1985.

October 26 – Oilers announce that KODA-FM will be new flagship station for Oilers' radio broadcasts beginning in 1985. The Oilers and KODA-FM sign a multi-year contract.

November 11 – Oilers defeat Chiefs 17-16 in Kansas City after losing opening 10 games of the season, as Hugh Campbell gets first win as NFL head coach.

December 2 – Houston defeats Steelers in overtime thriller 23-20 for third win in four weeks before home crowd. Joe Cooper kicks winning field goal with 5:53 elapsed in extra period. It is the first overtime loss in Steeler history.

December 12 – G Mike Munchak is selected to play in the AFC-NFC Pro Bowl game in Honolulu.

December 17 – Warren Moon completes his first NFL season with 3,338 yards passing, breaking the team record set by George Blanda in 1961 (3,330). Tim Smith's 1,141 yards receiving enabled him to become third player in Oilers' history to post consecutive 1,000-yard receiving seasons after gaining 1,176 in 1983. Bill Groman (1960-61) and Charlie Hennigan (1963-64) were the others.

1985

July 1 – The Oilers sign 1983 Heisman Trophy winner Mike Rozier. Rozier was selected by the Oilers in the first round of the 1984 Supplemental Draft of USFL players.

July 2 – WR Drew Hill is acquired by the Oilers in a trade with the Los Angeles Rams.

August 3 – The Oilers battle the New York Giants in the annual NFL Hall of Fame Game in Canton, Ohio, with the Giants winning 21-20. The game also makes radio history as the first stereo broadcast of an NFL game on KODA-FM.

December 9 – Hugh Campbell is relieved of his duties as head coach. The club names Defensive Coordinator Jerry Glanville as interim head coach for the season's remaining two games.

1986

January 2 – The Oilers release seven assistant coaches from their employment contracts: John Devlin, Joe Faragalli, Gene Gaines, Ken Houston, Bruce Lemmerman, Bob Padilla and Al Roberts.

January 20 – Jerry Glanville signs a five-year contract as Head Coach of the Oilers.

February 2 – G Mike Munchak starts for the AFC in the annual Pro Bowl in Honolulu, Hawaii.

April 29 – The Oilers select Purdue QB Jim Everett with their first selection in the 1986 NFL Draft. The team follows by selecting Louisville WR Ernest Givins in the second round and RB Allen Pinkett of Notre Dame in the third round.

September 18 – The Oilers trade QB Jim Everett, the third player selected in the 1986 draft, to the Los Angeles Rams in exchange for G Kent Hill, DE William Fuller, the Rams' number one draft choices in 1987 and '88 and L.A.'s fifth rounder in 1987.

December 21 – Houston concludes the 1986 season on a positive note, defeating the Buffalo Bills 16-7. WR Drew Hill catches five passes for 114 yards giving him 1,112 yards for the season as he joins rookie Ernest Givins (1,062 yards) to form the 19th tandem in NFL history to each surpass the 1,000-yard receiving mark. In addition, QB Warren Moon throws for 208 yards to finish the year with 3,489 yards and break his own single-season club record. PK Tony Zendejas connects on all three of his field goal attempts and his 22 three-pointers establishes a new Oiler high.

1987

July 1 – The Oilers announce plans to retire the No. 34 jersey of former RB Earl Campbell, the leading rusher in club history. The ceremony is scheduled for August 13.

October 4 – The Oilers win their first "replacement" game in Denver 40-10 as QB Brent Pease throws for 260 yards and a TD and LB Eugene Seale returns an interception 73 yards for a touchdown.

October 25 – With the players' strike over, the Oiler "regulars" return to action with a 37-33 win over the Falcons as RB Mike Rozier rushes for 144 yards while rookie WR Curtis Duncan catches two TD passes including the game-winner.

October 28 – First-round draftee FB Alonzo Highsmith ends his holdout by agreeing to a multi-year contract.

November 3 – The Oilers acquire veteran T Bruce Davis from the Raiders for what later becomes a 1988 second-round draft choice.

November 4 – T/G Bruce Matthews ends his holdout by agreeing to terms with the Oilers.

December 15 – Along with several prominent Houston business leaders, K.S. "Bud" Adams, Jr., holds a press conference to announce that the goal of marketing 75% of the new Columbia Suites by December 15 has been met.

December 23 – The Oilers place three players on the AFC Pro Bowl roster, their largest contingent since 1981. Chosen to play in the Honolulu all-star game are S Keith Bostic, G Mike Munchak and RB Mike Rozier.

December 27 – The Oilers clinch their first playoff berth since 1980 as they

HISTORICAL HIGHLIGHTS

defeat the Bengals 21-17 before an SRO crowd at the Astrodome. Rookie FB Alonzo Highsmith scores two TDs and QB Warren Moon throws his 21st scoring pass of the season. That marks the most TD passes by an Oiler since George Blanda tossed 24 in 1963.

1988

January 3 – In an AFC Wild Card Playoff, the Oilers defeat the Seahawks 23-20 in overtime on Tony Zendejas' 42-yard field goal.

January 10 – The Oilers' season ends as the Broncos defeat them 34-10 in an AFC Divisional Playoff before 75,968 fans in Mile High Stadium.

April 21 – The Oilers acquire DE Sean Jones from Raiders along with L.A.'s second-round draft choice. Houston gives up one of its first-round draft picks, a fourth-round selection and changes places with Raiders in the third round.

May 6 – The Oilers announce that they will hold training camp at Southwest Texas State University in San Marcos. SWTSU thus becomes the Oilers' eighth training camp site since the team's inception in 1960.

May 17 – Oilers re-assign Mike Holovak as Assistant to the General Manager.

November 7 – The Oilers appear on Monday Night Football for the first time since 1982 and defeat the Cleveland Browns 24-17.

December 14 – The rosters for the AFC-NFC Pro Bowl are released and feature eight Oilers: DE Ray Childress, WR Drew Hill, G Bruce Matthews, QB Warren Moon, G Mike Munchak and RB Mike Rozier.

December 24 – The Oilers beat the Cleveland Browns 24-23 in an AFC Wild Card Playoff Game as RB Allen Pinkett scores two touchdowns.

1989

January 1 – In an AFC Divisional Playoff Game, the Oilers drop a 17-10 decision to the Bills before 79,532 fans at Rich Stadium in Buffalo.

February 1 – Executive Vice-President/General Manager Ladd K. Herzeg announces his resignation.

February 2 – The Oilers announce the promotion of Mike Holovak to General Manager, replacing Ladd Herzeg. Also, under NFL's new "Plan B" free agency, 21 Oilers are left unprotected while 37 are protected.

February 22 – The Oilers name Kevin Gilbride to the post of Quarterbacks Coach. He joins the club after serving as Offensive Coordinator at East Carolina.

April 1 – The Oilers end up losing 15 players and signing seven under the NFL's first "Plan B" free agency system.

April 7 – The Oilers sign QB Warren Moon to a new long-term contract.

September 24 – Despite a sellout crowd in the first game in the newly-expanded Astrodome, the Oilers lose to the Buffalo Bills, 47-41 in OT.

October 1 – The Oilers defeat the Miami Dolphins 39-7 as QB Warren Moon completes a career-best 82.6% of his passes (19/23). In addition, Houston's defense holds Dolphin QB Dan Marino to his worst game as a starter (11/29, 103 yds.).

October 22 – The Oilers record the ninth shutout in club history and their first in nine years (spanning 132 games) with a 27-0 whitewash of the Pittsburgh Steelers. Pittsburgh manages just 132 total yards, the fewest yards allowed by Houston in 12 seasons.

December 3 – The Oilers win at Pittsburgh 23-16 despite a blizzard and windchill temperatures of -20 degrees. RB Lorenzo White's one-yard run with 21 seconds remaining wins it as the Oilers claim sole possession of first place after the season's 13th game, the latest the team has been in first place in a season since 1967.

December 10 – The Oilers honor their 30th Anniversary "Dream Team" while defeating the T.B. Buccaneers 20-17.

December 20 – G Bruce Matthews, QB Warren Moon and G Mike Munchak are named starters for the February 4 Pro Bowl.

December 23 – In a regular season finale battle for the AFC Central Division title, the Oilers lose to the Cleveland Browns 24-20 on RB Kevin Mack's TD with 39 seconds left. The Oilers fall short after battling back from a 17-0 deficit as QB Warren Moon establishes personal bests for attempts (51), completions (32) and yards (414, most since George Blanda's 418 in 1961). Oilers set all-time single season attendance record with 451,027 fans, eclipsing 411,652 in 1978.

December 31 – In an AFC Wild Card playoff game, the Oilers lose a 26-23 OT decision to the Pittsburgh Steelers as PK Gary Anderson kicks a 50-yard field goal. Houston WR Ernest Givins catches 11 passes for 136 yards and two TDs.

MOON ERA

In February of 1984, the Oilers won a recruiting battle for a five-time Canadian Football League champion quarterback named Warren Moon and by doing so, changed the future of the franchise. Houston had a leg up on the competition with the hiring of Hugh Campbell, who coached Moon for five seasons in Canada, just a month earlier. Moon would play 10 seasons for the Oilers and lead them to the playoffs in each of his final seven seasons (1987-93) with the team and earn six Pro Bowl invitations. Moon established many of the franchise's passing records, including career passing yards (33,685), career touchdowns (196), single season passing yards (4,690 in 1991), passing yards in a game (527 at KC in 1990) and career 300-yard passing games (38). His quick release, decision-making and mobility made him a perfect fit for the Oilers high-octane passing offense. Moon's reign at quarterback for the Oilers came to end with the advent of the salary cap prior to the 1994 season. Most of the Oilers' high-priced talent was released or traded away to comply with the new NFL structure, including Moon, who was traded to Minnesota in April 1994. In 2006, Moon became the first African-American quarterback to be inducted into the Pro Football Hall of Fame.

1990

January 6 – Jerry Glanville leaves his position as Oilers' head coach by "mutual agreement."

January 9 – Jack Pardee signs a five-year contract to become the 14th head coach in Houston Oiler history. Pardee joins the Oilers after enjoying a successful three seasons as the head coach at the University of Houston.

January 30 – The Oilers extend the contract of Executive Vice President/General Manager Mike Holovak. In addition, the team names former LBs Coach Floyd Reese to the newly-created position of Assistant General Manager and promotes Quarterbacks Coach Kevin Gilbride to Offensive Coordinator. Also, the team announces the signing of a multi-year contract that allows KTRH-AM/KLOL-FM to broadcast all Oiler football games beginning in 1990.

September 23 – The Oilers win their 1990 home opener 24-10 over the Indianapolis Colts as QB Warren Moon becomes the all-time leading passer in club history. Moon throws for 308 yards (plus three TDs) to surpass George Blanda's team record of 19,149 yards. The record fell on a third quarter seven-yard pass to WR Haywood Jeffires. WR Drew Hill catches ten passes for 123 yards to help key the victory.

October 14 – QB Warren Moon passes for 369 yards and a career-best five TDs as the Oilers hammer the Cincinnati Bengals 48-17. Moon thus becomes the first player in pro football history to throw for over 20,000 yards in two different leagues (21,228 in Canadian Football League).

December 9 – The Oilers shatter several team records while drubbing Cleveland 58-14. Included among the records set are most points in a game, in a quarter (31) and in a half (45). RB Lorenzo White ties a club mark with four rushing touchdowns, the first time that has been accomplished in the NFL in two years.

December 16 – The Oilers win a key road game, beating Kansas City 27-10 at Arrowhead Stadium. QB Warren Moon again supplies the big news, completing 27-of-45 passes for 527 yards. That represents the second-best single-game passing performance in NFL history. The record belongs to the Rams' Norm Van Brocklin, who threw for 554 yards against the New York Yanks on September 28, 1951. Moon had an opportunity to break the record but declined to do so based on the Oilers' comfortable lead. Almost overshadowed by Moon's effort was WR Haywood Jeffires catching nine balls for 245 yards (including an 87-yard TD), which marked the second best receiving day in Oiler history. Charles Hennigan had 272 receiving yards versus the Patriots on October 13, 1961.

December 19 – Six Oilers are named to the AFC squad for the Feb. 3 Pro Bowl. The six include starters G Bruce Matthews, QB Warren Moon and G Mike Munchak, plus reserves DT Ray Childress, WR Ernest Givins and WR Drew Hill.

HISTORICAL HIGHLIGHTS

RUN 'N SHOOT

Born in the 1970's under the offensive master "Mouse" Davis, the "Run 'N Shoot" offense and its concepts started to enter the NFL in the late 1980's. The Houston Oilers were one of the first teams to run the pass oriented offense that featured one running back and four wide receivers. The Oilers hired June Jones, a Mouse Davis disciple, in 1987 as quarterback coach and he integrated some of the "Run 'N Shoot" concepts into offense. Jones left following the 1988 season to join Wayne Fontes in Detroit. Kevin Gilbride, who also had worked with Davis, took over in 1989 and continued to mold the offense. With Jack Pardee's arrival as head coach in 1990, the Oilers offense became a full-time "Run 'N Shoot" offense, where in previous years it was only used in passing situations. During a three-year stretch (1990-92), the Oilers ranked first in the NFL in passing yards (avg. 4,485 passing yards per season) and second in total yards (avg. 5,954 yards per season). They set a then-franchise record for points scored in 1990 with 405. Warren Moon drove the offense and under his leadership the offense took flight and his receiving corps of Drew Hill, Haywood Jeffires, Ernest Givens and Curtis Duncan totaled unbelievable numbers as they tortured NFL defenses. Head coach Jack Pardee was relieved of his duties 10 games into the 1994 season and with that came the death of the "Run 'N Shoot" offense. New head coach Jeff Fisher moved the offense back to a conventional approach in 1995.

December 30 – Led by backup QB Cody Carlson, who played for the injured Warren Moon (dislocated thumb), the Oilers earn a Wild Card playoff berth by defeating the Pittsburgh Steelers 34-14 in the Astrodome. Carlson completes 22 of 29 passes for 247 yards and three TDs. With the victory, the Oilers end up in a three-way tie for first place with Cincinnati and Pittsburgh in the AFC Central.

1991

January 6 – The Oilers' 1990 season comes to a close as they are eliminated from the playoffs by the Cincinnati Bengals. Houston loses at Riverfront Stadium 41-14 in an AFC Wild Card game.

January 26 – It is announced that Earl Campbell has been voted into the Pro Football Hall of Fame. The announcement is made in Tampa, Florida. Campbell is to be enshrined on July 27.

May 17 – The Oilers and the City of San Antonio formally sign six-year contract which will allow the Oilers to hold training camp there. Trinity University is chosen as the host school.

September 16 – In a pre-game ceremony, Earl Campbell receives his Hall of Fame ring from Hall Executive Director Pete Elliott. In the game that follows, the Oilers defeat Kansas City 17-7 to signal the first 3-0 start in franchise history.

October 13 – In a 23-20 victory over the Jets at Giants Stadium, WR Haywood Jeffires ties Charlie Hennigan's 30-year-old team record for receptions in a game with 13 (186 yards). QB Warren Moon completes 35-of-50 passes for 423 yards, which is the fifth-best total in team annals. Also, WR Drew Hill surpasses Hennigan's 410 catches to become the all-time leading receiver in Oiler history.

November 3 – Despite a 16-13 OT loss at Washington, WR Drew Hill moves past WR Ken Burrough's 6,907 receiving yards to become the Oilers' all-time leader in that category.

November 10 – QB Warren Moon establishes career highs for completions (41) and attempts (56) as he throws for 432 yards, which is fourth best in team history, in Oilers' 26-23 OT victory over Dallas. Moon also passes Fran Tarkenton's 47,003 yards and moves into second place behind Ron Lancaster on all-time professional passing yards chart.

December 8 – The Oilers defeat the Steelers 31-6 in the Astrodome as Houston captures its first-ever undisputed AFC Central Division championship. QB Warren Moon throws for 254 yards and becomes just the third QB in NFL history (Miami's Dan Marino, San Diego's Dan Fouts) to have back-to-back 4,000-yard seasons.

December 15 – QB Warren Moon surpasses Dan Marino's NFL record

(378 in 1986) for completions in a season as the Oilers beat the Browns 17-14.

December 18 – Eight Oilers (tied NFL-best), including a league-high six starters are named to the AFC team for the February 2 Pro Bowl. The six starters include CB Cris Dishman, DE William Fuller, WR Haywood Jeffires, C Bruce Matthews, G Mike Munchak and LB Al Smith. DT Ray Childress and QB Warren Moon are also named to the squad although Childress was eventually unable to play because of a back/rib injury.

December 21 – WR Haywood Jeffires becomes just the fifth player in NFL history to record 100 receptions in a single season despite the Oilers' 24-20 road loss to the Giants. Coupled with Drew Hill's 90 catches, that pair's 190 represents the most receptions by two teammates in one season in league annals. In addition, QB Warren Moon eclipses Dan Marino's NFL record (623 in 1986) for attempts in a season. DE William Fuller registers his 15th sack of the season and thus becomes the first Oiler ever to lead the conference in that category.

December 29 – The Oilers defeat the New York Jets 17-10 in an AFC Wild Card playoff game before 61,485 fans in the Astrodome. S Bubba McDowell intercepts two key passes inside the Oiler five-yard line to preserve the win.

1992

January 4 – After leading for most of the game, the Oilers end up losing a 26-24 decision to the Denver Broncos in an AFC Divisional Playoff game in front of 75,301 fans at Mile High Stadium. PK David Treadwell's 28-yard field goal with 16 seconds left in the game proves to be the deciding points. The loss mars a great performance by Oiler QB Warren Moon, who completes 75% of his passes (27 of 36) for 325 yards and three touchdowns.

March 6 – The Oilers name Steve Underwood as General Counsel. Underwood joins the Oilers from the Houston firm of Caldwell and Hurst where he has handled most of the team's legal work since 1977.

August 1 – The Oilers defeat the Dallas Cowboys 34-23 in the American Bowl in Tokyo, Japan, which marks Houston's first game outside of the United States.

August 31 – The Oilers and QB Warren Moon reach agreement on a new multi-year contract that includes a settlement of a controversial escalator clause.

September 29 – The Oilers sign free agent WR Webster Slaughter to a two-year contract. Slaughter had been one of four players who were declared free agents by a Minneapolis judge on September 24.

October 11 – In a 38-24 win at Cincinnati, QB Warren Moon ties a personal best with five TD passes to eclipse George Blanda's team record for career touchdown passes (165, Moon now has 169). Also, WR Haywood Jeffires catches three TD passes to tie the franchise record, and RB Lorenzo White rushes for a career-best 149 yards.

October 18 – QB Warren Moon becomes the leading passer in professional football history by surpassing Ron Lancaster's 50,535 yards (in 19 years). After the Oilers' heartbreaking 27-21 loss at Denver, Moon now has 50,589 yards. Moon's total, accumulated in less than 15 seasons, includes 21,228 yards in the CFL and 29,361 yards in the NFL.

November 15 – In Houston's 17-13 win at Minnesota, QB Warren Moon suffers a fractured upper left arm on a fourth quarter hit by Viking S Vencie Glenn and misses the next five games. Despite the injury, Moon becomes just the 14th NFL QB to surpass 30,000 passing yards as he accomplishes that faster (125 games) than any player in league history except for Miami's Dan Marino (114 games).

November 26 – Subbing for the injured Warren Moon, QB Cody Carlson throws for a career-high 338 yards as the Oilers defeat the Lions 24-21 on Thanksgiving Day in Detroit.

December 11 – After being diagnosed with kidney cancer, Offensive Coordinator Kevin Gilbride undergoes surgery for the removal of his cancerous kidney. He misses two games as Receivers Coach Chris Palmer and injured QB Warren Moon help to handle Gilbride's game day responsibilities.

December 23 – An NFL-best nine Oilers earn Pro Bowl honors with four players designated as starters for the February 7 game. The starters include WR Haywood Jeffires, C Bruce Matthews, G Mike Munchak and LB Al Smith. The Houston reserves feature DT Ray Childress, WR Curtis Duncan, WR Ernest Givins, QB Warren Moon and RB Lorenzo White. The inclusion of Jeffires, Givins and Duncan represents the first time ever that

HISTORICAL HIGHLIGHTS

three receivers from the same team have been designated as Pro Bowlers. **December 20** – Shortly after their exciting, come-from-behind 17-14 win at Cleveland, the Oilers learn that they have clinched a playoff berth for the sixth straight season. That represents the longest current post-season streak in the NFL.

December 27 – As Houston routs Buffalo 27-3 in the regular season finale, WR Haywood Jeffires catches six passes to finish with 90 receptions. He thus leads the AFC in that category for the third straight season, becoming only the second player since the 1970 AFL-NFL merger to accomplish that feat.

1993

January 3 – The Oilers lose a 41-38 OT decision at Buffalo in an AFC Wild Card playoff game. QB Warren Moon completes 36 of 50 passes for 371 yards and four first-half touchdowns.

January 29 – The Oilers name Buddy Ryan as the team's defensive coordinator.

July 2 – NFL Commissioner Paul Tagliabue rules in a dispute between the Oilers and Washington. Tagliabue completes a trade which sends Washington LB Wilber Marshall to Houston in exchange for the Oilers' third-round draft choice in 1994 and their fifth-round selection in 1995.

November 21 – RB Gary Brown explodes for 194 rushing yards to lead Houston to its fifth consecutive win, a 27-20 victory at Cleveland. Brown's rushing total is the highest by any AFC back in three years and the most by an Oiler in 13 years. His back-to-back running sum of 360 yards is also the team's best in 13 seasons. Brown becomes the first NFL back in ten years to gain over 100 yards in his first two career starts.

November 28 – In the Oilers' 23-3 Astrodome victory over the Steelers, WR Ernest Givins passes Drew Hill's 480 catches to become Houston's all-time leading receiver.

December 5 – As Houston captures its seventh straight win with a 33-17 home decision over Atlanta, the Oilers' defense forces seven turnovers (including a team record-tying six interceptions) for its highest such total in 16 years.

December 14 – Oilers DT Jeff Alm commits suicide following the death of his best friend in a traffic accident. The Oilers hold a memorial service for their teammate the following day.

December 19 – The Oilers clinch their second outright AFC Central Division championship with a 26-17 win over the Steelers at Three Rivers Stadium. Houston thus cements a playoff berth for the seventh consecutive season, the longest current streak in the NFL. The Oilers also become just the second team since the 1970 AFL-NFL merger to go undefeated within the AFC's Central Division (also 1975 Steelers). Against Pittsburgh, PK Al Del Greco surpasses the team record of 115 points in a single season.

December 28 – G Mike Munchak establishes an Oiler record by being named to the Pro Bowl for the ninth time (Elvin Bethea had eight appearances).

1994

January 2 – The Oilers close the regular season with their club record 11th consecutive win, a 24-0 shutout of the Jets in the Astrodome. The winning streak is the longest in the NFL in nine years as the Oilers become just the fifth team in league history to close a season with 11 straight victories. The Oilers also set a franchise record with 12 wins for the season and go undefeated in both November and December for just the third time ever. Amazingly, RB Gary Brown finished with 1,002 yards in just eight starts.

January 27 – The Oilers promote Assistant General Manager Floyd Reese to the position of Executive Vice-President/General Manager. Reese succeeds Mike Holovak, who assumes the title of Vice-President/Player Personnel and Scouting.

February 9 – Houston names Jeff Fisher as its new Defensive Coordinator, replacing Buddy Ryan, who left the Oilers to become General Manager/Head Coach of the Arizona Cardinals.

April 13 – The Minnesota Vikings announce that they have reached an agreement to acquire QB Warren Moon from the Oilers in exchange for draft choices.

August 15 – The Oilers defeat the Dallas Cowboys 6-0 before 112,376 fans at Azteca Stadium in Mexico City. The in-house attendance is the largest ever for an NFL game.

September 4 – WR Ernest Givins becomes Oilers' all-time receiving yardage leader, surpassing Drew Hill's mark of 7,477. Givins would end the

season with 7,935 yards on 542 career receptions.

November 6 – G Mike Munchak, who announced his retirement on July 21, 1994 to join the Oilers under the title of Assistant to Football Operations, is honored by Oiler Owner/President K.S. "Bud" Adams, Jr., by having his No. 63 jersey retired at halftime ceremonies of Oilers-Steelers game.

November 14 – After a 1-9 start, Head Coach Jack Pardee and Assistant Head Coach/Offense Kevin Gilbride are relieved of their duties. Jeff Fisher is elevated to title of Head Coach/Defensive Coordinator.

December 24 – Houston closes out season with 24-10 victory over the N.Y. Jets for Fisher's first win as a head coach.

1995

January 5 – Oilers announce that Jeff Fisher will remain as head coach, officially becoming the 15th head coach in franchise history.

January 17 – As his first hire, Fisher brings in Jerry Rhome under the title of Offensive Coordinator.

March 3 – The Oilers jump into the free-agent pool and sign the NFL's all-time leading kickoff returner, Mel Gray. Gray joins the Oilers after successful stints with the Detroit Lions and New Orleans Saints.

March 7 – The team announces five-year contract with KHTV/Channel 39 to broadcast Oilers' preseason games. The pact reunites the team and KHTV, which carried Oilers preseason action in '89.

March 23 – Houston lures in one of the most coveted unrestricted free agents by signing C Mark Stepnoski from the Dallas Cowboys.

March 28 – The Oilers sign veteran QB Chris Chandler from the Rams.

April 22 – With the third overall choice in the draft, Houston selects Alcorn State QB Steve McNair.

July 25 – QB Steve McNair signs contract at press conference held at Oilers' training camp.

August 11 – Tennessee newspaper reports that Nashville Mayor Phil Bredesen is meeting with Oiler officials. Nashville is willing to build new stadium if it will attract a professional team. K.S. "Bud" Adams, Jr. and Bredesen execute an agreement that gives the City of Nashville a 70-day exclusive negotiating period with the Houston Oilers to build a stadium and relocate the team.

August 19 – Oilers-Chargers preseason game is canceled by NFL after field is deemed unplayable for safety reasons.

September 3 – The Oilers travel to Jacksonville and defeat the Jaguars 10-3 in the expansion team's inaugural game.

September 24 – QB Chris Chandler connects on 23 of 26 passes for 352 yards and four touchdowns, leading Oilers to a 38-28 win over the Bengals at Riverfront Stadium. Chandler's 88.46 completion percentage misses the NFL record by one completion. Chandler, who hooked up with rookie WR Chris Sanders on touchdown passes of 58 and 46 yards, is named AFC Offensive Player of the Week.

November 2 – Oilers' long-time equipment assistant Bill "Mojo" Lackey passes away after a massive stroke.

November 5 – Oilers win 37-10 over Browns and dedicate game to "Mojo" and his family. The win marks the Oilers' largest margin of victory at Cleveland since a 40-10 decision on Oct. 12, 1975.

November 12 – K.S. "Bud" Adams, Jr. and the Oilers announce the establishment of the Bill "Mojo" Lackey Memorial Award, which would be given to the player, coach or front office staff member that best exemplifies the qualities of the former equipment assistant. A \$10,000 check is given to the winner to be awarded to charity in his or her name.

November 16 – K.S. "Bud" Adams, Jr. and Nashville Mayor Phil Bredesen sign a relocation agreement to move the Oilers to Tennessee.

December 14 – G Bruce Matthews, S Blaine Bishop, CB Darryll Lewis and C Mark Stepnoski are selected to the Pro Bowl. Matthews sets the Oiler mark for consecutive selections with his eighth consecutive Pro Bowl honor.

December 17 – Paul "Hoss" Noska, equipment assistant, is honored with the first Bill "Mojo" Lackey Memorial Award.

1996

March 26 – Oilers sign veteran WR Willie Davis from the Kansas City Chiefs.

April 20 – After trading down in the first round (from 9th to 17th) to acquire extra picks from Oakland, General Manager Floyd Reese and Head Coach

HISTORICAL HIGHLIGHTS

McNAIR AND GEORGE

First round draft picks in consecutive years, QB Steve McNair (drafted in 1995) and RB Eddie George (drafted in 1996) became the centerpieces of a team that advanced to the playoffs in four of five years (1999, 2000, 2002, 2003). From 1997, McNair's first season as a starter, until Eddie George's final season as a Titan in 2003, the two combined to pull the franchise to new heights, including the team's first Super Bowl appearance (XXXIV).

The duo started in the same backfield 107 times during their seven seasons together and posted a 67-40 record (.626 winning percentage) in those games, and 5-4 in postseason. The 2003 season would be memorable for both as McNair was named Co-MVP of the NFL, becoming only the franchise's second player to garner the honor (Campbell in 1979) and George became the franchise's all-time leading rusher, passing Earl Campbell and becoming only the 17th running back to reach 10,000 career rushing yards.

Each player personified toughness with legendary stories told of McNair returning from injuries to lead his team to victory and George never missing a start in his eight year franchise career - 128 games - which represented the most consecutive starts in NFL history for a running back to start a career.

On June 12, 2019, Titans controlling owner Amy Adams Strunk announced that McNair's No. 9 jersey and George's No. 27 jersey would be retired by the club.

Jeff Fisher execute a trade with the Seattle Seahawks to move back up to the 14th spot in the 1996 draft to select Heisman Trophy winner Eddie George from Ohio State. Sent to the Seahawks in the trade was DT Glenn Montgomery.

April 30 – The National Football League approves the team's relocation to Nashville in a special owners' meeting held in Atlanta, Ga.

May 3 – Adding more weapons to the offense, the Oilers agree to terms with RB Ronnie Harmon from the San Diego Chargers.

May 7 – Voters of Davidson County in Nashville, Tenn., overwhelmingly approve a referendum held to decide on the use of public funding for a new downtown stadium.

October 20 – With a 22-yard field goal, K Al Del Greco sets the club record for most career field goals, surpassing K Tony Zendejas (117).

October 27 – Del Greco kicks the longest field goal in team history with a 56-yarder at the end of the first half versus the 49ers.

November 17 – In a clash with the Miami Dolphins, G Bruce Matthews becomes the Oilers' all-time leader in games played with his 211th contest, breaking Elvin Bethea's mark of 210. Matthews would go on to also set the team marks for most consecutive games played and started.

December 12 – G Bruce Matthews, S Blaine Bishop, C Mark Stepanoski and ST player John Henry Mills are selected to the Pro Bowl. Matthews extends the Oiler mark for consecutive selections (9) and ties G Mike Munchak for most overall selections (9).

December 15 – Oilers play their final game in Houston with a 21-13 loss to the Cincinnati Bengals in the Astrodome.

December 22 – RB Eddie George finishes the 1996 season with 1,368 yards rushing en route to Rookie of the Year accolades. In addition, George's ground totals were only 82 yards shy of RB Earl Campbell's rookie record of 1,450. On this day, George would also help the Oilers to a 24-21 win over the Baltimore Ravens for a franchise-best 6-2 road record.

1997

January 1 – The team promotes linebackers coach Gregg Williams to defensive coordinator.

January 3 – After relieving Jerry Rhome of his duties, the Oilers make wide receivers coach Les Steckel the team's offensive coordinator/quarterbacks

coach.

February 24 – Oilers trade QB Chris Chandler to the Atlanta Falcons for two 1997 draft choices (4th and 6th).

May 3 – City of Nashville holds ground-breaking ceremonies for the team's downtown stadium.

May 8 – After formulating an agreement earlier with Harris County (Houston), K.S. "Bud" Adams, Jr. and Astrodome USA owner Drayton McLane, Jr. reach a settlement for the final year of Oilers' lease at the Astrodome. Under appointed mediator Alice Oliver Parrott, the two sides clear the biggest step in the team's ability to play games in Tennessee for the 1997 season.

June 5 – Oilers reach agreement with Memphis Sports Authority, clearing the way for the team to play its games in the Liberty Bowl.

June 12 – Oilers hold press conference in Nashville to formally announce the club's intention to play the 1997 season in Tennessee, and introduce an inaugural patch and logo which merges the Oilers traditional "Oil derrick" with the Tennessee state flag.

July 18 – Oilers players report to Tennessee State University for their first training camp in the state of Tennessee. Also, Oilers sign DE Kenny Holmes, 1997 first-round selection, to a four-year contract.

July 19 – Oilers sign GM Floyd Reese to a four-year extension running through 2001 season.

August 2 – Oilers play first preseason game of 1997 season at Liberty Bowl in Memphis, falling to the New Orleans Saints 21-12.

August 9 – Oilers play their first ever game at Vanderbilt Stadium, an 18-12 preseason loss to Washington.

August 15 – Oilers move into their temporary training facility in Bellevue.

August 23 – Oilers promote Don MacLachlan to Executive Vice President of Marketing, Broadcasting, and Ticketing.

August 27 – Oilers sign free agent SS Blaine Bishop.

August 31 – Oilers open their inaugural season in the state of Tennessee with a 24-21 overtime win over the Oakland Raiders at Liberty Bowl. RB Eddie George ties Billy Cannon's franchise record for rushing yards in a game with 216 yards on 35 carries. With the game-winning field goal in overtime, K Al Del Greco becomes the Oilers all-time points leader, surpassing George Blanda's total of 596 points.

October 27 – In their first-ever trip to Arizona, the Oilers defeat the Cardinals 41-14.

November 27 – Oilers defeat Dallas 27-14 on Thanksgiving Day in front of a national-television audience. It marked the first regular season game in Texas for the Oilers since their move to Tennessee.

December 11 – G Bruce Matthews, RB Eddie George, and SS Blaine Bishop are selected to the Pro Bowl. Matthews extends the mark for consecutive selections (10) and surpasses G Mike Munchak for most overall selections (9).

December 14 – Oilers fall to the Baltimore Ravens 21-19 in the final game at Baltimore's Memorial Stadium. It marked the second time the Oilers closed the stadium, because on Dec. 18, 1983, the Oilers played at the Baltimore Colts in what would be their final game in Baltimore.

December 21 – Oilers close their inaugural season in Tennessee with an 8-8 record after a 16-6 win over Pittsburgh in Memphis.

1998

February 14 – Oilers agree to terms with free agent WR Yancey Thigpen from Pittsburgh.

February 19 – Oilers agree to terms with free agent P/K Craig Hentrich from Green Bay.

February 24 – Oilers reach agreement with Shelby County Sports Authority and Memphis Park Commission to be released from the final year of their lease at the Liberty Bowl.

March 4 – Oilers and Vanderbilt University reach tentative agreement for the Oilers to play at Vanderbilt Stadium for the 1998 season.

March 11 – Oilers agree to terms with free agent TE Jackie Harris from Tampa Bay.

April 16 – A tornado rips through Nashville, damaging three cranes and 10 portable trailers at the Oilers East Bank Stadium construction site.

April 18 – In the franchise's first draft as the Tennessee Oilers, the club selects WR Kevin Dyson from Utah with its first-round selection (16th

HISTORICAL HIGHLIGHTS

HOUSTON OILERS TO TENNESSEE TITANS

After trying unsuccessfully for many years to construct a deal with the city of Houston for a new football or multi-use stadium, Oilers owner K.S. "Bud" Adams, Jr. decided that moving his franchise to another city might be the only solution left to keep the team financially competitive. In the spring of 1995, research was completed and several cities were identified as desirable for relocation and at the top of the list was Nashville, Tenn.

In the summer of 1995, Adams contacted Nashville's mayor, Phil Bredesen, to see if the city would be interested in having the team relocate to the region. A 70-day exclusive negotiating period was agreed to and in November the two had signed a relocation agreement that would bring the Oilers to Nashville. In April of 1996, the NFL approved the team's relocation and on May 7th, the voters of Davidson County approved a referendum on using public funding for the new downtown stadium.

Dec. 15, 1996 would mark the Oilers final home game at the Astrodome in Houston – a 21-13 loss to Cincinnati in front of 15,131 fans. In May of 1997, the team reached a settlement with the Astrodome that let them escape the final year of the contract and allowing the team to play the 1997 season in Tennessee.

With the new stadium in Nashville still two years from completion, the team decided to play at Memphis' Liberty Bowl until the stadium was complete. The Tennessee Oilers opened their inaugural season in the state of Tennessee with a 24-21 overtime win over the Oakland Raiders at the Liberty Bowl in front only 30,000 fans.

The Oilers struggled with low attendance throughout the 1997 season and by March of 1998, the Oilers reached an agreement to play the 1998 season at Vanderbilt Stadium in Nashville. Crowds at Vanderbilt Stadium were an improvement from the previous year, but the team could only muster a 3-5 home mark. During the 1998 season, Adams announced the Oilers name would be retired and the team would be renamed the Titans as they entered their new stadium for the 1999 season.

In April of 1999, the team unveiled their new Titans uniforms and in August the team played its first game at Nissan Stadium (named Adelphia Coliseum at the time). The 1999 season ended with the franchise's first Super Bowl berth in the team's 40-year history. A total of 20 players endured the entire odyssey of playing in Houston in 1996, Memphis in 1997, Vanderbilt in 1998 and LP Field in 1999.



Bud Adams presents Nashville Mayor Phil Bredesen with an official team jersey.

overall) in the NFL Draft.

April 23 – Oilers finalize deal to play at Vanderbilt Stadium for the 1998 season.

May 15 – Oilers finalize deal to acquire land in MetroCenter for a permanent practice facility to be finished in the summer of 1999.

May 28 – Oilers reach agreement with Tennessee State University to hold the Oilers 1998 Training Camp on TSU's campus. It marks the first time in club history that the Oilers have had consecutive training camps outside the state of Texas.

July 29 – Owner K.S. "Bud" Adams, Jr., listens to the Tennessee fans and announces that he will change the name of the team. An advisory council is later formed to research names and a "Guess the Name" contest is introduced to fans to gain additional feedback.

Oct. 18 – Oilers win first home game in Nashville, a 44-14 victory over Cincinnati.

Oct. 29 – Former Oiler and nine-time Pro Bowl Guard Mike Munchak is announced among 76 nominees for the Pro Football Hall of Fame.

Sept. 12 – Oilers play first regular season home game in Nashville vs. San Diego Chargers.

Nov. 4 – First Oilers coach, Lou Rymkus, passes away at 78.

Nov. 14 – Oilers owner K.S. "Bud" Adams, Jr., announces that the Oilers will become the "Tennessee Titans" beginning in 1999. "We wanted a new nickname to reflect strength, leadership and other heroic qualities," Adams said.

Dec. 22 – Oilers owner K.S. "Bud" Adams, Jr., unveils new Tennessee Titans logo and colors, featuring the fire of the Titans and exemplifying power, strength, knowledge and excellence. "I feel we have developed a logo that fans throughout the state of Tennessee and around the country will embrace for years to come," Adams said.

Dec. 26 – Oilers era comes to end against Minnesota Vikings.

1999

January 1 – G Bruce Matthews and P Craig Hentrich earn All-Pro honors.

February 8 – G Bruce Matthews, P Craig Hentrich, RB Eddie George & TE Frank Wycheck represent AFC in Pro Bowl.

February 26 – Steve Walters (WR's) and Jim Washburn (DL) added to coaching staff.

April 13 – Titans unveil new uniforms and helmets before packed crowd at the new stadium.

April 17 – Titans make Florida DE Jevon Kearse their first selection in the 1999 NFL Draft.

May 3 – Veteran players tour stadium and practice facility. Mr. Adams presents pair of tickets to each stadium worker in appreciation of their hard work.

May 3 – George Henshaw promoted to Assistant Head Coach/Running game. Jim Schwartz added to staff as Defensive Assistant/Quality Control Coach.

May 8 – Final auditions determine first ever Titans cheerleading squad.

May 13 – 11-time Pro Bowl offensive lineman Bruce Matthews re-signs with team.

May 14 – Stadium lights turned on for 100-hour test.

May 17 – Titans announce that 1999 training camp will be held at Baptist



Eddie George, Frank Wycheck, Craig Hentrich and Blaine Bishop model the Titans' new uniforms in 1999.

HISTORICAL HIGHLIGHTS

HOME SWEET HOME

The newly-named Tennessee Titans opened their new stadium, Adelphia Coliseum (eventually to be named Nissan Stadium) with the regular season opener on Sept. 12, 1999 against the Cincinnati Bengals. The back and forth game would end with the Titans hanging on for a 36-35 win. The win would start a historic streak of 12 consecutive wins to open the new stadium. The 12 consecutive wins were the most in the modern era for a new stadium (Texas Stadium, 9 wins in 1971) and one short of the all-time record by the Buffalo Americans in 1920. The Titans first loss in their new home would come against the Baltimore Ravens on Nov. 12, 2000. The winning streak actually began in the spring of 1998, when a devastating tornado ripped through Nashville, but only gave a glancing blow to the under construction stadium and sparing it from destruction.

Sports Park in Bellevue.

May 18 – Stadium sod is laid down.

July 8 – Adelphia Coliseum name and logo are unveiled at a downtown ceremony.

July 23 – Titans name former Minnesota Senior Vice President Jeff Diamond President and Chief Operating Officer, and agree to terms with former Pittsburgh Pro Bowl quarterback Neil O'Donnell.

July 27 – The Titans sign their first-round draft selection, Florida DE Jevon Kearse, to a multi-year contract.

August 15 – The Tennessee franchise plays its first preseason game under the name Titans, a 22-20 loss at Kansas City. The game is the first in franchise history played in a uniform other than the Oilers.

August 27 – Titans defeat Atlanta, 17-3, in the first preseason game at Adelphia Coliseum.

September 2 – Owner K.S. "Bud" Adams, Jr. and his wife, Nancy, announce the creation of the Tennessee Titans Foundation, an organization established to serve the charitable interests of the state of Tennessee by providing financial support and other resources to non-profit organizations, enriching and strengthening communities throughout the state. Adams donates \$500,000 to start the foundation.



Faith Hill sings at inaugural game of the new stadium.

September 5 – Cornerback Darryll Lewis, the team leader in interceptions in each of the past five seasons, is released.

September 12 – Al Del Greco kicks a 33-yard field goal to lift the Titans to a 36-35 win over Cincinnati in the first regular season game and victory at Adelphia Coliseum. The win, in front of 65,272 fans, is the team's first as the Titans, and quarterback Steve McNair passes for a career-high 341 yards in the victory.

September 26 – The team wins its first road contest as the Titans, a 20-19 victory at Jacksonville sealed by a Samari Rolle interception in the end zone with under a minute remaining.

October 31 – Steve McNair returns after missing five games because of a back injury to lead the Titans to defeat the previously-unbeaten St. Louis Rams, 24-21 at Adelphia Coliseum. McNair is named Miller Lite NFL Player of the Week for his performance in the victory.

December 19 – Tennessee clinches the franchise's first playoff berth since 1993 with a 30-17 win over Atlanta at Adelphia Coliseum.

December 22 – G Bruce Matthews, RB Eddie George, DE Jevon Kearse and TE Frank Wycheck are named to the AFC team for the Pro Bowl. Matthews extends his franchise records for consecutive and overall selections (12), and Kearse becomes the first rookie defensive end

selected to the Pro Bowl in AFC history and the first in the NFL since 1978. **December 26** – Tennessee defeats Jacksonville for the fourth consecutive time, a 41-14 victory in which Steve McNair throws five touchdown passes. McNair earns his first AFC Offensive Player of the Week and his second Miller Lite NFL Player of the Week honor this season for his efforts. The win completes the first unbeaten home regular season in club history.

2000

January 8 – In a play known as the "Music City Miracle," Kevin Dyson returns a Frank Wycheck lateral on a kickoff return 75 yards for a touchdown, lifting the Titans to a 22-16 victory in the AFC Wild Card playoff game over the Buffalo Bills. The improbable play, which occurred with just 16 seconds remaining in the game, gives the franchise its first playoff win in Tennessee in addition to its first since 1993.

January 16 – Eddie George rushes for 162 yards, including a 68-yard touchdown run, as the Titans defeat the Indianapolis Colts, 19-16, in an AFC Divisional Playoff game at the RCA Dome.

January 23 – The Titans beat Jacksonville for the third time of the season and fifth consecutive time, using 23 second-half points en route to a 33-14 win at Alltel Stadium in Jacksonville. Steve McNair runs for two touchdowns and Derrick Mason returns a kickoff 80 yards in the win. The win sends Tennessee to its first Super Bowl in franchise history and its first AFC/AFL Championship since 1961.

January 30 – The Titans fall short in their quest to win Super Bowl XXXIV, as Kevin Dyson is stopped one yard short of the end zone on the final play of the game in a 23-16 St. Louis Rams victory.



Kevin Dyson races down the sideline in the Music City Miracle.



The Titans battle the Rams at Super Bowl XXXIV in Atlanta.

February 16 – The Titans sign unrestricted free agents LB Randall Godfrey (Dallas) and T Fred Miller (St. Louis).

March 7 – Mike Heimerdinger is named offensive coordinator, replacing Les Steckel.

March 13 – Craig Johnson (quality control/offense) and Ronnie Vinklerak (quality control/defense) are added to the coaching staff, while Jim Schwartz is promoted to linebackers coach.

June 15 – The Titans extend the contract of Head Coach Jeff Fisher and expand his title to Executive Vice President.

July 19 – The Titans extend the contract of RB Eddie George.

August 14 – The Titans host Monday Night Football for the first time since moving to Tennessee. A sell-out crowd of 68,072 at Adelphia Coliseum watch the Titans defeat St. Louis, 30-3, in a preseason Super Bowl XXXIV rematch.

October 16 – The Titans host their first regular season Monday Night Football game at Adelphia Coliseum, a 27-13 victory over the Jacksonville Jaguars.

November 12 – Tennessee's NFL record of 12 consecutive victories to

HISTORICAL HIGHLIGHTS

open a new stadium ends in a 24-23 loss to the Baltimore Ravens.

December 14 – S Blaine Bishop, RB Eddie George, T Brad Hopkins, DE Jevon Kearse, KR Derrick Mason, G Bruce Matthews, CB Samari Rolle and TE Frank Wycheck are named to the AFC team for the Pro Bowl. QB Steve McNair is added as an alternate, giving the Titans nine players on the Pro Bowl roster, the most for the franchise since nine players were selected in 1992.

December 17 – At Cleveland, Bruce Matthews passes brother Clay on NFL games played list at 279 games. Both are honored in pre-game ceremony.

December 25 – The Titans clinch the AFC Central Division Championship with a 31-0 victory against the Dallas Cowboys, earning a 13-3 record for the second-consecutive season and home-field advantage throughout the playoffs. The defensive unit finishes the season ranked first overall in the NFL.

2001

January 7 – Baltimore defeats the Titans, 24-10, in an AFC Divisional Playoff game at Adelphia Coliseum.

February 1 – Defensive coordinator Gregg Williams is hired as head coach of the Buffalo Bills.

February 2 – Jim Schwartz is promoted to defensive coordinator.

February 6 – Gunther Cunningham, former Kansas City Chiefs head coach, is named assistant head coach defense/linebackers.

February 22 – Everett Withers is named defensive backs coach.

March 2 – The Titans re-sign unrestricted free agent WR/KR Derrick Mason, who set an NFL record in 2000 with 2,690 all-purpose yards.

March 7 – The Titans agree to terms with unrestricted free agent K Joe Nedney from the Carolina Panthers.

March 8 – Former Pro Bowl safety Chuck Cecil is hired as defensive quality control coach.

March 28 – The Titans agree to trade their first pick (29th overall) in the 2001 NFL Draft to the St. Louis Rams for defensive end Kevin Carter.

April 21 – The Titans select DB Andre Dyson with their first selection (2nd round/60th overall) in the 2001 NFL Draft.

May 22 – The NFL announces its plans to realign divisions beginning in 2002, placing the Titans in the new AFC South with the Jacksonville Jaguars, Indianapolis Colts and expansion Houston Texans.

August 4 – Mike Munchak, Titans offensive line coach and former Houston Oilers guard, is inducted in the Pro Football Hall of Fame after being selected for enshrinement on Jan. 27.

September 25 – Former Nashville Kats (Arena Football League) Head Coach Pat Sperduto is hired as director of arena football league operations.

October 7 – Starting at center in Baltimore, Bruce Matthews plays in his 283rd NFL game and surpasses Jim Marshall for first place on league's all-time list for games played among non-kickers.

December 30 – Eddie George records a season-high 130 yards rushing against Cleveland, marking the 30th 100-yard game of his career. Additionally, George becomes the first RB in franchise history to post 200 career pass receptions.

2002

January 2 – Bruce Matthews is named to his 14th consecutive Pro Bowl, tying him with Merlin Olsen for the most Pro Bowl selections in league history. Jevon Kearse also is selected for the third consecutive year.

April 5 – The team begins its fifth annual Tennessee Titans Caravan. With 16 players plus staff participating, Titans Caravan V goes on to make 64 stops, including 27 schools, in Tennessee, Kentucky and Alabama over a two-week period.

April 20 – The Titans select DT Albert Haynesworth with their first pick (15th overall) in the 2002 NFL Draft.

April 30 – Titans owner K.S. "Bud" Adams announces that he has purchased an expansion Arena Football League team that will begin play in Nashville in 2004. The team will keep the name of the previous AFL team that played in Nashville, the Nashville Kats.

May 15 – The Titans reach an agreement with Citadel Communications to move the Titans' flagship radio station to Nashville's 103 WKDF (103.3 FM).

May 30 – Craig Johnson is promoted to quarterbacks coach. Ned James

is hired as offensive assistant.

June 4 – The Titans reach a tentative agreement with Adelphia Business Solutions to have Adelphia's name removed from the coliseum, pending court approval.

July 15 – Offensive lineman Bruce Matthews officially announces his NFL retirement from the offices of Titans owner K.S. "Bud" Adams, Jr., in Houston, Texas

September 7 – Titans owner Bud Adams unveils his team's PSL Founder's Club display at Coliseum.

December 1 – RB Eddie George becomes franchise's all-time leading rusher, passing Earl Campbell, in victory at New York Giants.

December 8 – Former Titans/Oilers offensive lineman Bruce Matthews is inducted into Titans' Hall of Fame and has his jersey retired during special halftime ceremony during Colts game.

December 22 – Titans clinch inaugural AFC South Division with 28-10 victory at Jacksonville.

December 29 – Titans go undefeated in inaugural AFC South division with 13-3 victory at Houston, securing a first-round bye in playoffs. The Titans become NFL's third team to advance to playoffs after starting their season 1-4.

2003

January 1 – QB Steve McNair finishes third in league MVP voting behind Rich Gannon and Brett Favre.

January 11 – Titans defeat Steelers 34-31 in bruising AFC Divisional Playoff Game.

January 19 – Titans play in franchise's fourth AFC Championship Game, but fall short at Oakland, 41-24.

January 25 – Former Houston Oilers DE Elvin Bethea named to the Pro Football Hall of Fame's 2003 class.

February 3 – Head coach Jeff Fisher coaches the AFC to a 45-20 victory in Pro Bowl.

February 7 – Titans president Jeff Diamond signs a new one-year contract.

April 26 – Titans select CB Andre Woolfolk with their first pick (28th overall) in the 2003 NFL Draft.

June 25 – Head coach Jeff Fisher agrees to terms on a long-term contract extension.

December 7 – Frank Wycheck becomes the fourth tight end in NFL history to record 500 career receptions in Tennessee's 29-27 loss at home to Indianapolis.

December 7 – WR Derrick Mason catches six passes for 64 yards at home vs. Indianapolis to record his third consecutive 1,000-yard receiving season.

December 18 – The NFL announces that four Titans are going to the 2004 Pro Bowl – QB Steve McNair (named the starter), along with LB Keith Bulluck, WR Derrick Mason, and P Craig Hentrich. OT Brad Hopkins would later be named to the Pro Bowl as a reserve.

December 21 – QB Steve McNair leads a miraculous comeback at Houston, throwing the game-winning touchdown to Drew Bennett with 17 seconds left in Tennessee's 27-24 victory on the road. In the process, McNair surpasses 3,000 passing yards for the season, joining Warren Moon as only the second QB in franchise history to do so four times.

December 28 – Recently re-signed QB Neil O'Donnell starts following injuries to Steve McNair and Billy Volek. He threw for 232 yards and a pair of touchdowns in Tennessee's season-ending 33-13 victory over the defending Super Bowl Champion Tampa Bay Buccaneers. It marked O'Donnell's last NFL game as he would announce his retirement following the season. Eddie George becomes the 17th running back in NFL history to record 10,000 rushing yards in the team's victory over the Bucs. George rushes for 87 yards to push him over the 1,000-yard rushing mark for the seventh time in his eight NFL seasons. It marked the final regular season game and the final home game for George as a Titan.



Joe Nedney's field goal beats Steelers.

HISTORICAL HIGHLIGHTS



Eddie George salutes the fans following his final home game as a Titan.

2004

January 2 – QB Steve McNair named NFL's co-MVP along with Colts QB Peyton Manning. Each player receives 16 votes from a national panel of 50 journalists.

January 3 – Titans defeat Ravens 20-17 in AFC Wild Card Playoff Game in Baltimore.

January 10 – Titans fall at New England in AFC Divisional Playoff Game, the coldest playoff game in franchise history (four degrees, minus 10 wind chill).

January 11 – K Gary Anderson, the NFL's all-time leading scorer (2,346 points), announces his retirement after 22 seasons.

January 20 – Titans owner K.S. "Bud" Adams re-assumes team president role after Jeff Diamond's contract expires.

January 23 – TE Frank Wycheck announces his retirement from the NFL after 11 seasons in the league.

April 24 – Titans select a league-high 13 players in the 2004 NFL Draft, including three players in the second round (the team traded its first-round pick) – TE Ben Troupe, DE Travis LaBoy and DE Antwan Odom.

July 22 – Titans release RB Eddie George.

September 11 – The Titans season opener at Miami is played on Saturday instead of Sunday due to impending Hurricane Ivan. Titans running back Chris Brown rushes for 100 yards in his first NFL start en route to the team's 17-7 victory.

October 11 – On Monday Night Football, Steve McNair quarterbacks the Titans to a 48-27 victory over Green Bay to give him 71 career wins as a starter, surpassing Warren Moon's previous franchise record of 70 victories. The 48 points set a Lambeau Field record for a visiting team. Also in the game, running back Chris Brown carries 27 times for 148 yards and two touchdowns, joining Stump Mitchell (St. Louis Cardinals) and Don Calhoun (New England Patriots) to become the third player in NFL history to gain 100 or more rushing yards in four of his first five NFL starts.

December 13 – Running back Chris Brown totals 91 yards against Kansas City to become the franchise's eighth player to eclipse 1,000 season rushing yards. He finishes the season with 1,067 yards on 220 carries.

December 19 – Titans quarterback Billy Volek becomes fourth quarterback in NFL history to pass for 400 or more yards in two consecutive games after passing for 426 yards against Kansas City (12/13) and 492 yards at Oakland (12/19). The 918-yard total is the second-best two-game total in NFL history behind Phil Simms' record of 945 yards (1985).

2005

January 28 – The Arena Football League's Nashville Kats begin play under owner K.S. "Bud" Adams, Jr., winning 47-38 at the Columbus Destroyers.

February 9 – University of Southern California assistant Norm Chow is hired as Titans offensive coordinator after a 32-year career in college football.

February 21 – Titans part ways with six veterans – K Joe Nedney, DE Kevin Carter, CB Samari Rolle, RB/FB Robert Holcombe, T Fred Miller and WR Derrick Mason – due to salary cap concerns.

April 23 – Titans select West Virginia cornerback Adam "Pacman" Jones with the sixth overall pick in the 2005 NFL Draft.

May 6 – Titans owner K.S. "Bud" Adams, Jr. pledges \$600,000 over three years for scholarship program that provides money for college for one student-athlete from every high school in Tennessee.

September 6 – Through his foundation, quarterback Steve McNair organizes a relief drive for victims of Hurricane Katrina. Titans fans respond in droves, arriving at LP Field to fill over 20 tractor trailers worth of goods to be sent to the Gulf Coast region.

September 18 – Titans General Manager Floyd Reese becomes the first GM in team history to record 100 wins as the Titans defeat the Ravens by a score of 25-10.

October 9 – Head Coach Jeff Fisher becomes the 34th coach in NFL history and the first in franchise history to notch 100 wins as the Titans win at Houston by a score of 34-20. Also in the game, quarterback Steve McNair became the 49th player in NFL history and second player in franchise history to reach 25,000 career passing yards.

2006

February 12 – Titans defensive end Kyle Vanden Bosch plays in his first career Pro Bowl. In his first season with the Titans, Vanden Bosch finished fourth in the NFL with 12.5 sacks, the most by a team member since 1999.

February 24 – K.S. "Bud" Adams, Jr. is inducted into the Tennessee Sports Hall of Fame.

March 13-15 – After a delay to the start of the NFL year due to collective bargaining talks between the league and the NFL Players Association, the Titans strike quickly in the initial days of free agency. They agree to terms with four veteran unrestricted free agents – linebacker David Thornton (Indianapolis), wide receiver David Givens (New England), center Kevin Mawae (N.Y. Jets) and safety Chris Hope (Pittsburgh) – within a three day span.

April 29 – Titans select quarterback Vince Young out of the University of Texas with the third overall pick in the 2006 NFL Draft.

June 6 – Titans and Louisiana Pacific Corporation reach an agreement on a new naming rights sponsorship that calls for the team's home stadium to be named LP Field. LP obtains the naming rights for 10 years.

June 9 – Titans trade quarterback Steve McNair to the Baltimore Ravens in exchange for a fourth-round draft choice in 2007.

June 14 – Offensive tackle Brad Hopkins announces his retirement from the NFL. Hopkins retires after playing in 194 games, the third-most in franchise history at the time (Matthews, Bethea). His 188 starts were the second-most in team history for an offensive lineman (Matthews).

July 29 – Titans sign first-round pick, QB Vince Young.

August 26 – Steve Underwood promoted to Senior Executive Vice President/Chief Operating Officer.

September 3 – Titans bring back Robaire Smith after the defensive tackle was waived by Houston.

August 5 – Former Houston Oilers QB Warren Moon is inducted into the Pro Football Hall of Fame.

November 26 – Trailing 21-0 entering the fourth quarter, Vince Young leads the Titans to 24 unanswered points, posting the largest comeback by a rookie QB in NFL history. Rob Bironas' 49-yard field goal caps the stunning victory over the Giants at LP Field.

December 3 – Rob Bironas kicks franchise-long 60-yard field goal to beat the Colts, 20-17, at LP Field. The 60-yarder tied Steve Cox and Morten Andersen for the fourth-longest field goal in NFL history.

December 10 – Vince Young returns to his hometown and runs for a 39-yard touchdown in overtime to defeat the Texans, 26-20, at Reliant Stadium.

December 31 – Titans exercise 2007 option on head coach Jeff Fisher's contract.

2007

January 3 – Vince Young named the Associated Press Offensive Rookie of the Year.



Steve McNair is named NFL co-MVP at the conclusion of the 2003 season.

HISTORICAL HIGHLIGHTS

January 5 – After 13 seasons at the helm, Floyd Reese resigns as general manager of the Titans.

February 1 – Vince Young named Diet Pepsi NFL Rookie of the Year.

February 3 – Former offensive lineman Bruce Matthews becomes the first franchise player that wore the Titans uniform to be voted into the Pro Football Hall of Fame.

February 10 – Vince Young becomes the first rookie quarterback in NFL history to play in the Pro Bowl.

February 12 – Titans name former Oilers safety Mike Reinfeldt the team's new General Manager.

February 28 – Vincent Marino hired from NFL office as Senior Director of Football Administration.

April 10 – NFL suspends Adam "Pacman" Jones for 2007 season.

April 23 – Titans hire Lake Dawson as Director of Pro Personnel.

April 28 – Titans select Texas DB Michael Griffin with the 19th overall pick in the NFL Draft.

May 3 – Titans announce they will conduct 2007 training camp at Baptist Sports Park.

August 4 – Bruce Matthews inducted into Pro Football Hall of Fame.

August 4 – NFL Commissioner Roger Goodell visits Titans training camp.

September 24 – Keith Bulluck intercepts a career-high three passes as the Titans cruise to a 31-14 victory at New Orleans on Monday Night Football.

October 21 – Rob Bironas kicks an NFL-record eight field goals, including a game-winning 29-yarder, as the Titans defeat the Houston Texans 38-36 at Reliant Stadium.

December 30 – Titans win last three regular season games, including a 16-10 victory at Indianapolis in the season finale to clinch the AFC's final playoff spot and the team's first postseason berth since 2003.

2008

January 6 – Vince Young becomes the youngest quarterback in franchise history to start in playoffs as the Titans fall 17-6 at San Diego in an AFC Wild Card game.

January 15 – Titans release offensive coordinator Norm Chow of his duties.

January 17 – Titans hire Mike Heimerdinger as offensive coordinator.

February 10 – Albert Haynesworth, Kyle Vanden Bosch and Rob Bironas play in Pro Bowl.

February 20 – Titans use franchise tag on DT Albert Haynesworth.

February 27 – Titans agree to terms with WR Justin Gage to long-term contract.

March 6 – Titans sign former Eagles DE Jevon Kearse as unrestricted free agent.

March 12 – Titans sign former Jets WR Justin McCareins as an unrestricted free agent.

March 27 – Veteran guard Benji Olson announces retirement after 10 NFL seasons.

April 5 – Titans unveil new logo to celebrate team's 10th anniversary.

April 17 – Titans hold press conference honoring retirement of former franchise QB Steve McNair.

April 26 – Titans select East Carolina RB Chris Johnson with first pick (24th overall) in NFL Draft.

April 26 – Titans trade CB Pacman Jones to Dallas Cowboys for fourth-round draft pick and additional considerations (resulted in 4th-round pick in 2009 from Titans to Cowboys).

July 25 – The Titans reach a one-year contract agreement with franchised free agent defensive tackle Albert Haynesworth.

September 7 – On the same day Titans owner K.S. "Bud" Adams, Jr. is added to the Titans/Oilers Hall of Fame, he unveils a Titans/Oilers Ring of Honor at LP Field during the season opener against Jacksonville. The initial members of the Ring of Honor include Adams, Elvin Bethea, George Blanda, Earl Campbell, Mike Holovak, Ken Houston, Mike Munchak, Jim Norton, Warren Moon and Bruce Matthews.

September 21 – Cornerback Cortland Finnegan sets a club record with a 99-yard INT return for a TD in a win against the Houston Texans.

September 28 – A 30-17 victory over the Minnesota Vikings at LP Field gives the Titans four consecutive wins to open the season for the first time in franchise history.

October 19 – In a 34-10 victory at Kansas City, the Titans set a franchise rushing record with 332 rushing yards, including 168 yards by Chris Johnson and 149 yards by LenDale White.

October 27 – At halftime of a Monday night game against the Colts at LP Field, the Titans induct Steve McNair, Eddie George and Frank Wycheck to the Titans/Oilers Hall of Fame and the Ring of Honor.

November 2 – On a day in which the Titans win in overtime against the Green Bay Packers, the club celebrates its 100th consecutive sellout at LP Field, including every preseason, regular season and playoff game from the time the stadium opened in 1999.

November 16 – With a 24-14 win at Jacksonville, the Titans win their 10th consecutive game to open the 2008 season and their 13th consecutive regular season game dating back to the last three regular season games of 2007.

November 27 – At Detroit on Thanksgiving, the Titans defeat the Lions 47-10, the team's seventh-highest margin of victory of all-time and Detroit's highest margin of defeat on Thanksgiving.

December 7 – The Titans clinch the AFC South title with a 28-9 victory over the Cleveland Browns at LP Field. It is the ninth division crown in club history.

December 16 – Six Titans are selected to the Pro Bowl – center Kevin Mawae, left tackle Michael Roos, running back Chris Johnson, defensive tackle Albert Haynesworth, safety Chris Hope and cornerback Cortland Finnegan. Additionally, quarterback Kerry Collins and safety Michael Griffin are named to the roster at a later date as alternates.

December 31 – The Titans defeat the Pittsburgh Steelers 31-14 to secure home-field advantage throughout the AFC Playoffs and tie the franchise record for most regular season wins (13).

2009

February 1 – Nancy Adams, co-owner, vice chairman of the board and wife of K.S. "Bud" Adams, Jr., passes away in Houston at the age of 84.

February 12 – Chuck Cecil is elevated from secondary coach to defensive coordinator, replacing Jim Schwartz, who was hired as head coach by the Detroit Lions.

February 27 – The Titans re-sign unrestricted free agent quarterback Kerry Collins.

April 1 – The Titans unveil a new logo to celebrate the club's 50th season, incorporating the Oilers' oil derrick logo with the fireball logo and the number 50.

March 2 – The Titans sign unrestricted free agent wide receiver Nate Washington from the Pittsburgh Steelers.

April 25 – The Titans select Rutgers WR Kenny Britt with the 24th overall selection in the 2009 NFL Draft, the first of 11 Titans draft choices.

July 4 – Former Titans quarterback Steve McNair is shot and killed in Nashville.

July 8-9 – The Titans open LP Field to the public for fans to pay their respects to Steve McNair. On July 9, a memorial service is held at Mt. Zion Baptist Church in Whites Creek, Tenn.

July 11 – After a funeral service at Reed Green Coliseum in Hattiesburg, Miss., Steve McNair's body is laid to rest at Griffith Cemetery, approximately 20 miles from his home in Mt. Olive, Miss.

August 3 – The Titans celebrate the 50th anniversary (Aug. 3, 1959) of K.S. "Bud" Adams, Jr.'s announcement of Houston's entry in the American Football League.

August 6 – The Titans announce that they will wear a "9" helmet sticker during the season to honor the late Steve McNair. The sticker appears on the back of the helmet and remains in place throughout the entire 2009 season.

August 9 – In a 21-18 Hall of Fame Game victory over the Buffalo Bills in Canton, Ohio, the Titans debut their 50th anniversary "legacy" uniforms.



Jevon Kearse celebrates the Titans' 10-0 start in 2008.

HISTORICAL HIGHLIGHTS

They wear the uniforms a total of four times in 2009.

September 10 – The Titans open the season with a 13-10 overtime loss at Pittsburgh in the NFL's Thursday night season opener.

October 18 – The Titans suffer the worst loss in franchise history at New England, losing 59-0 in their sixth consecutive loss to open the season. After a bye the next week, they win five consecutive games and finish at 8-8, becoming the only team in NFL history to win more than six games after starting the season at 0-6.

November 1 – At LP Field, Chris Johnson rushes for 228 yards in a victory over the Jacksonville Jaguars to set a new franchise single-game rushing record.

November 29 – Quarterback Vince Young leads a 99-yard drive in the final minutes of a game against the Arizona Cardinals to give the Titans a 20-17 win at LP Field. Young connects with rookie wide receiver Kenny Britt on a 10-yard touchdown pass as time expires.

2010

January 3 – With a 134-yard rushing performance in the season finale at Seattle, running back Chris Johnson becomes the sixth player in NFL history to reach 2,000 rushing yards in a season. Totaling 2,006 yards on 358 carries, he joined Eric Dickerson, Jamal Lewis, Barry Sanders, Terrell Davis and O.J. Simpson as the only players to accomplish the feat. He also set a new team single-season rushing record (Earl Campbell), and he became the NFL's new single-season leader in total yards from scrimmage (2,509), surpassing Marshall Faulk's former record. The Titans defeat the Seahawks 17-13.



Johnson poses with offensive players and coaches after becoming just the sixth player in NFL history to reach 2,000 yards rushing in a season.

January 13 – Running back Chris Johnson is named Associated Press NFL Offensive Player of the Year.

February 18 – The Titans' all-time leading punter, Craig Hentrich, announces his NFL retirement.

April 22 – The Titans select Georgia Tech defensive end Derrick Morgan with the 16th overall pick in the NFL Draft.

October 24 – The Titans open the season with a 5-2 start after defeating the Philadelphia Eagles 37-19. Wide receiver Kenny Britt amasses the fifth-most receiving yards in franchise history with 225 yards on a career-high seven receptions with three touchdowns.

November 21 – Marc Mariani returns a punt 87 yards for a touchdown against Washington becoming just the second Titans/Oilers player to record a punt return and a kickoff return for touchdowns in the same regular season.

2011

January 21 – The Titans release defensive coordinator Chuck Cecil of his duties.

January 28 – The Titans and head coach Jeff Fisher agree to part ways.

February 7 – The Titans name Mike Munchak the 16th head coach in franchise history.

February 8 – The Titans release offensive coordinator Mike Heimerdinger of his duties.

February 12 – The Titans hire Jerry Gray as defensive coordinator.

February 15 – The Titans hire Chris Palmer as offensive coordinator.

March 4 – The Collective Bargaining Agreement between the NFL and the Players Association expires.

March 11 – NFL players are locked out of team facilities due to the collective bargaining stalemate between the clubs and NFL Players Association.

April 28 – The Titans select Washington quarterback Jake Locker with the eighth overall pick in the NFL Draft.

July 25 – The lockout ends after a new CBA is reached.

July 28 – The Titans terminate quarterback Vince Young's contract.

July 29 – On the day players report to training camp, the Titans sign unrestricted free agent quarterback Matt Hasselbeck. In total, within a week of the lockout ending, the Titans sign contracts with nine draft choices, 14 rookie free agents, three restricted free agents and eight unrestricted free agents.

September 1 – The Titans and Chris Johnson agree to terms on a new, multi-year contract, ending the running back's holdout.

September 18 – Mike Munchak notches his first victory as a head coach as the Titans defeat the Baltimore Ravens 26-13 at LP Field.

October 19 – The Titans and Nashville Mayor Karl Dean announce proposed renovation plans for LP Field, including much larger and sharper video screens, a greatly enhanced sound system, elevators to provide service for upper deck seat holders, and general improvements to LP Field infrastructure. The team announces that the improvements would not require new revenues, but instead will be covered by user fees already being collected.

December 7 – Metro Council approves a bond issuance of up to \$28 million to finance renovations at LP Field.

2012

January 1 – With a 23-22 victory in the season finale at Houston, the franchise records its 400th all-time win in the regular season and playoffs, all under the ownership of K.S. "Bud" Adams, Jr. In the victory, Matt Hasselbeck eclipses 3,500 passing yards on the season and Nate Washington reaches the 1,000-yard receiving mark. Additionally, Chris Johnson records 1,000 rushing yards for the fourth consecutive season.

January 18 – The Titans elevate Mike Reinfeldt to senior executive vice president/chief operating officer and Ruston Webster to executive vice president/general manager. Lake Dawson is promoted to vice president of player personnel.

February 4 – Titans Owner K.S. "Bud" Adams, Jr. is named the first winner of the NFL's Salute To Service Award. Adams is recognized at the NFL Honors event for his outstanding efforts in supporting U.S. service members and veterans.

March 5 – The Titans use the franchise tag on safety Michael Griffin, who was scheduled to become an unrestricted free agent on March 13.

April 26 – The Titans select Baylor wide receiver Kendall Wright with the 20th overall pick in the 2012 NFL Draft.

June 19 – The Titans reach an agreement with franchise player Michael Griffin on a long-term contract.

July 30 – Wide receiver O.J. Murdock is found dead in Tampa, Fla., of a self-inflicted wound.

August 3 – Former Titans linebacker Keith Bulluck announces his retirement from the NFL during a press conference at Baptist Sports Park.

September 9 – Quarterback Jake Locker records his first career NFL start, as the Titans fall to the Patriots 34-13 in the season opener.

September 23 – In a 44-41 overtime victory over the Detroit Lions, the Titans become the first team in NFL history to score five touchdowns of 60 yards or longer in a game, reaching the end zone on a punt return by Tommie Campbell, a kickoff return by Darius Reynaud, a fumble return by Alterraun Verner and touchdown receptions by Jared Cook and Nate Washington. Locker passes for 378 yards in his first career win as a starter.

November 26 – The Titans dismiss offensive coordinator Chris Palmer and name quarterbacks coach Dowell Loggains as the new offensive coordinator.

December 17 – In a 14-10 victory over the New York Jets on *Monday Night Football*, Chris Johnson sets a franchise record with a 94-yard touchdown run.

HISTORICAL HIGHLIGHTS

December 30 – The Titans defeat the Jacksonville Jaguars 38-20 and become the first team in NFL history with two punt return touchdowns (both by Darius Reynaud) and two interception return touchdowns (both by Zach Brown) in the same game. They also become only the second team in NFL history with four total return touchdowns in a game.

December 31 – Mike Reinfeldt is dismissed as senior executive vice president/chief operating officer.

2013

February 2 – Former Oilers defensive tackle Curley Culp is selected for enshrinement in the Pro Football Hall of Fame.

February 7 – The Titans add Gregg Williams to the coaching staff as senior assistant/defense.

March 14 – The Titans sign tight end Delanie Walker as an unrestricted free agent from the San Francisco 49ers.

April 1 – Former Oilers head coach Jack Pardee passes away.

April 25 – The Titans select Alabama guard Chance Warmack with the 10th overall pick in the 2013 NFL Draft.

July 11 – Titans team headquarters is renamed Saint Thomas Sports Park after Saint Thomas Hospital announces it is renaming its Baptist Hospital properties.

October 18 – Former Oilers head coach Bum Phillips passes away.

October 21 – At his home in Houston, Titans Founder, Owner, Chariman of the Board, President and CEO K.S. "Bud" Adams, Jr. passes away from natural causes at the age of 90. Called a "pioneer and innovator" by NFL Commissioner Roger Goodell upon his death, Adams was in his 54th year leading the organization.

October 28 – K.S. "Bud" Adams, Jr. is entombed at Forest Park Westheimer Cemetery in Houston.

October 29 – The Titans announce Tommy Smith will be team president and chief executive officer; Susie Adams Smith and Amy Adams Hunt will serve as co-chairpersons; and Kenneth Adams IV will join the Titans board as a director.

2014

January 4 – The Titans and head coach Mike Munchak agree to part ways.

January 13 – San Diego Chargers offensive coordinator and former Arizona Cardinals head coach Ken Whisenhunt is hired as the 17th head coach in Titans/Oilers history.

April 4 – The Titans release running back Chris Johnson.

May 8 – The Titans select Michigan tackle Taylor Lewan with the 11th overall pick in the 2014 NFL Draft.

2015

March 20 – President and CEO Tommy Smith announces he is retiring from that role. The Titans begin the search process for a new team CEO/president and install Steve Underwood as interim president.

April 30 – The Titans select Oregon quarterback Marcus Mariota with the second overall pick in the 2015 NFL Draft.

June 25 – The Titans and Nissan announce a 20-year agreement to rename the team's home venue Nissan Stadium.

September 1 – Following a bout with cancer, 85-year-old Titans scout C.O. Brocato dies. Brocato spent 40 years with the organization after joining the club in 1975.

September 13 – Quarterback Marcus Mariota makes his regular season debut, completing 13 of 15 passes for 209 yards with four touchdowns and no interceptions (158.3 passer rating). He becomes the second rookie in NFL history to throw four touchdown passes in a season opener, joining Fran Tarkenton (1961).

November 3 – The Titans relieve head coach Ken Whisenhunt of his duties and name assistant head coach/tight ends Mike Mularkey as interim head coach for the remainder of the season.

2016

January 4 – The Titans relieve general manager Ruston Webster of his duties. Steve Underwood is named as the team's president and chief executive officer on a permanent basis, with the interim tag removed from his title.

January 14 – The Titans hire Tampa Bay Buccaneers director of player personnel Jon Robinson as general manager.

January 16 – Mike Mularkey is named as the 18th head coach in franchise history, taking over the role after serving the final nine games of 2015 as the interim head coach.

April 14 – Two weeks prior to the 2016 NFL Draft, the Titans trade the first overall pick to the Los Angeles Rams. The Titans also deal a fourth-round pick and a sixth-round pick in the deal. In exchange, the Titans receive a first-round pick (15th overall), a pair of second-round picks and a third-round pick in 2016, plus the Rams' 2017 first- and third-rounders.

December 20 – Running back DeMarco Murray, tight end Delanie Walker, tackle Taylor Lewan, outside linebacker Brian Orakpo and defensive tackle Jurrell Casey are named to the Pro Bowl, giving the Titans five or more Pro Bowl selections for the first time since 2008.

2017

January 5 – Jon Robinson is promoted to executive vice president/general manager.

April 27 – The Titans select wide receiver Corey Davis (fifth overall) and cornerback Adoree' Jackson (18th overall) in the first round of the 2017 NFL Draft, marking the first time the team makes two picks in the first round since 1987.

December 19 – Defensive tackle Jurrell Casey, punter Brett Kern and tackle Taylor Lewan are named to the Pro Bowl. Safety Kevin Byard, special teamer Brynden Trawick and tight end Delanie Walker are later named to the squad, giving the Titans five or more Pro Bowl selections in consecutive seasons.

December 31 – The Titans clinch their 22nd playoff berth in franchise history with a 15-10 victory over the Jacksonville Jaguars in the regular season finale at Nissan Stadium.

2018

January 6 – The Titans open the NFL postseason with a 22-21 win over the Kansas City Chiefs at Arrowhead Stadium, giving the franchise its first postseason win since Jan. 3, 2004. After the Titans trailed 21-3 at the start of the second half, their victory tied for the second-largest comeback by a road team in NFL playoff history.

January 15 – The Titans and head coach Mike Mularkey agree to part ways.

January 20 – Houston Texans defensive coordinator Mike Vrabel is hired as the 19th head coach in Titans/Oilers history.

February 3 – Former Oilers outside linebacker Robert Brazile is elected to the Pro Football Hall of Fame (inducted Aug. 4, 2018).

April 4 – In downtown Nashville, the Titans unveil new uniforms in front of an estimated audience of 15,000-20,000 fans. The event marked the first significant uniform alterations for the club since 1999.



April 26 – The Titans select Alabama linebacker Rashaan Evans with the 22nd overall pick in the 2018 NFL Draft.

May 23 – In Atlanta at the annual Spring League Meeting, the NFL announces that the 2019 NFL Draft will take place in Nashville.

HISTORICAL HIGHLIGHTS

September 9 – The Titans and Dolphins open the 2018 season with a seven-hour, 10-minute contest, the longest NFL game since the 1970 merger. The game features two separate lightning delays that totaled three hours and 59 minutes.

October 21 – The Titans travel to London to face the Los Angeles Chargers at Wembley Stadium. The contest marks the franchise's first regular season game at an overseas location.

December 6 – Running back Derrick Henry sets a franchise record with 238 rushing yards and ties a franchise mark with four rushing touchdowns, including an NFL-record-tying 99-yard rushing score against Jacksonville.

December 20 – Defensive tackle Jurrell Casey, punter Brett Kern and tackle Taylor Lewan are named to the Pro Bowl.

2019

February 2 – Former Titans center Kevin Mawae is elected to the Pro Football Hall of Fame (inducted Aug. 3, 2019).

April 25-27 – The 2019 NFL Draft is held in downtown Nashville. Nashville shatters a draft record with more than 600,000 fans attending during the three-day event and sets another draft record with more than 47.5 million television viewers. For the city of Nashville, the event generated a record \$133 million in direct spending, a 79 percent increase over the previous draft in Dallas (\$74 million). The economic impact was another record-breaker at \$224 million, also a 79 percent increase over the \$125 million in 2018.



April 25 – The Titans select Mississippi State defensive lineman Jeffery Simmons with the 19th overall pick in the first round of the 2019 NFL Draft.

June 12 – Titans controlling owner Amy Adams Strunk announces that the franchise will retire Steve McNair's No. 9 jersey and Eddie George's No. 27 jersey.

July 30 – Titans controlling owner Amy Adams Strunk announces \$450,000 in grant funding to 10 local non-profit organizations in the spaces of education, African American history and culture, social justice, diversionary and re-entry programs, immigrant outreach and domestic violence and sexual assault. The National Museum of African American Music and the NAACP Freedom Fund each receive \$100,000 grants.

September 15 – During a halftime ceremony in a game against the Indianapolis Colts, the Titans retire Steve McNair's No. 9 jersey and Eddie George's No. 27 jersey.

November 13 – The Titans announce plans to begin a 60,000-square-foot expansion of Saint Thomas Sports Park, nearly doubling the footprint of the team's headquarters in Nashville.

December 13 – The Titans hold a groundbreaking ceremony for the expansion of Saint Thomas Sports Park. Controlling owner Amy Adams Strunk is joined by Tennessee Governor Bill Lee and U.S. Senators Lamar Alexander and Marsha Blackburn.

December 29 – The Titans conclude the 2019 season with a 35-14 victory at Houston. They finish the regular season 9-7 and clinch a wild card playoff berth. Derrick Henry rushes for 211 yards (fifth-most in franchise history) and three touchdowns, and in the process, he captures the 2019 NFL rushing title with 1,540 rushing yards. A.J. Brown's 124 yards in the game

make him the franchise's third 1,000-yard rookie receiver (Bill Groman and Ernest Givins).

2020

January 4 – The Titans defeat the New England Patriots 20-13 in a wild card game. Derrick Henry rushes for 182 yards to set a new franchise postseason record.

January 11 – The Titans defeat the Baltimore Ravens 28-12 in a divisional playoff game. Derrick Henry rushes for 195 yards to establish a franchise postseason record for the second consecutive week.



January 19 – The Titans play at Kansas City in their first AFC Championship Game since Jan. 19, 2003. Their playoff run comes to an end with a 35-24 loss to the Chiefs.

March 4 – The Titans Foundation and controlling owner Amy Adams Strunk announce a donation of \$1 million to The Community Foundation of Middle Tennessee following the devastation of an EF-3 tornado that swept through the region on the night of March 2-3. The NFL Foundation also contributes \$250,000. On March 6, Titans players and staff members volunteer with the cleanup and relief effort in Nashville.

March 15 – A new collective bargaining between the NFL and NFL Players Association is ratified. The agreement runs through the 2030 season.

March 15 – The Titans announce a multi-year contract extension with quarterback Ryan Tannehill.

March 16 – The NFL announces the postponement of all in-person offseason programs in response to the coronavirus pandemic. Teams are later given the option of conducting virtual offseason programs but are prohibited from gathering at team facilities for the duration of the offseason.

March 16 – The Titans place the franchise tag on running back Derrick Henry and later come to terms on a long-term contract agreement.

April 23 – The 2020 NFL Draft is held in a virtual setting with all team personnel and draftees at their own homes due to the COVID-19 pandemic.

May 8 – The Titans elevate Burke Nihill to team president/CEO after Steve Underwood announces his retirement from a full-time role.

June 11 – Titans controlling owner Amy Adams Strunk adds her voice and the voice of the organization to support the peaceful protests calling for equality and denouncing racism in the wake of the death of George Floyd. "Hearts, minds and institutions need to change throughout our country," she says. "Those who face racism need to be heard, and more importantly, understood by those who haven't listened before ... Hearing our players and coaches speak over the last two weeks has been constructive to this vital discussion. I support our players using peaceful protests and their platforms to advance us as a nation. I would encourage those who haven't thought about these issues before to understand the pain, anger and frustration of the black community. Black lives matter. We should all agree on that."

July 25 – The NFL cancels all 2020 preseason contests and modifies all team's training camps because of safety protocols involving the COVID-19 pandemic. However, the 2020 regular season starts as scheduled.

October 13 – The Titans defeat the Buffalo Bills 42-16 at Nissan Stadium in the NFL's second Tuesday game since 1946. Positive COVID-19 test results force the Titans to close their headquarters on Tuesday, Sept. 29,

HISTORICAL HIGHLIGHTS

and reschedule their game with the Pittsburgh Steelers. The facility does not reopen until Saturday, Oct. 10. Following just three days of in-person activities, the Titans take the field against the previously unbeaten Bills and win convincingly. At the time of the Bills game, the Titans had eight players on their reserve/COVID-19 lists, including five from their active/inactive roster. At the outbreak's peak, there were a total of 14 players on the reserve/COVID-19 lists.

December 18 - The Titans and the City of Nashville announce that they are engaged in formal discussions regarding the future of Nissan Stadium. The discussions aim to secure the Titans' future in Nashville and facilitate the creation of a new Nashville neighborhood surrounding the facility.

2021

January 3 - The Titans clinch the AFC South division crown with a 41-38 victory over the Houston Texans after practice squad call-up kicker Sam Sloman bounces a 37-yard field goal attempt off the right upright and through as time expires in regulation. It gives the Titans their first AFC South championship since 2008. In the victory, Derrick Henry captures his second consecutive NFL rushing title after posting a franchise-record 250 rushing yards. He accumulates 2,027 rushing yards on the 2020 season, making him just the eighth player in NFL history to reach the 2,000-yard rushing mark.



February 6 – Running back Derrick Henry is named Associated Press NFL Offensive Player of the Year.

June 6 – The Titans acquire wide receiver Julio Jones in a trade with the Atlanta Falcons. The Titans send a 2022 second-round pick and a conditional 2023 fourth-round selection to Atlanta in exchange for Jones and a 2023 sixth-round pick.

July 14 – Titans controlling owner Amy Adams Strunk announces that the franchise will add O.A. “Bum” Phillips, Jeff Fisher and Floyd Reese to the team’s Ring of Honor during the upcoming season.

SITUATIONAL REGULAR SEASON WIN-LOSS RECORD

VS. AFC TEAMS

Total: 359-386-5
Home: 214-162-1
Away: 145-224-4

VS. AFC SOUTH TEAMS

Total: 60-60-0
Home: 32-28-0
Away: 28-32-0

VS. AFC NORTH/CENTRAL TEAMS

Total: 121-132-1
Home: 65-61-1
Away: 56-71-0

VS. AFC EAST TEAMS

Total: 93-89-2
Home: 56-32-0
Away: 37-57-2

VS. AFC WEST TEAMS

Total: 87-105-2
Home: 59-42-0
Away: 28-63-2

VS. NFC TEAMS

Total: 102-95-1
Home: 53-47-1
Away: 49-48-0

VS. NFC SOUTH TEAMS

Total: 14-7-0
Home: 7-4-0
Away: 7-3-0

VS. NFC NORTH/CENTRAL TEAMS

Total: 35-25-0
Home: 20-11-0
Away: 15-14-0

VS. NFC EAST TEAMS

Total: 28-31-0
Home: 13-16-0
Away: 15-15-0

VS. NFC WEST TEAMS

Total: 25-32-1
Home: 13-16-1
Away: 12-16-0

MONDAY NIGHT FOOTBALL

Total: 25-18-0
Home: 15-9-0
Away: 10-9-0

WEEK AFTER MNF

Total: 21-22-0
Home: 15-8-0
Away: 6-14-0

SUNDAY NIGHT FOOTBALL

Total: 12-11-0 (ESPN 8-6; TNT 2-2; NBC 2-3)
Home: 8-5-0
Away: 4-6-0

TUESDAY FOOTBALL

Total: 1-0-0 (CBS 1-0)
Home: 1-0-0
Away: 0-0-0

THURSDAY NIGHT FOOTBALL

Total: 7-10-0 (ABC 2-0; ESPN 1-1; TNT 0-1; NBC 0-2*; NFLN 4-7*^; FOX 1-1^; Amazon 1-1^)
Home: 7-4-0
Away: 0-6-0
*11/16/17 at Pittsburgh was broadcasted on both NBC and NFLN.
^12/6/18 vs. Jacksonville and 11/12/20 vs. Indianapolis were broadcasted on NFLN, FOX and Amazon.

FRIDAY FOOTBALL

Total: 0-1-0 (NFLN 0-1)
Home: 0-1-0
Away: 0-0-0

SATURDAY FOOTBALL

Total: 2-2-0 (ABC 1-0, ESPN 0-2, FOX/NFLN 1-0)
Home: 1-2-0
Away: 1-0-0

OVERTIME

Total: 21-22-0
Home: 13-11-0
Away: 8-11-0

SEASON OPENERS

Total: 31-30-0
Home: 15-13-0
Away: 16-17-0

LONDON GAMES SERIES

Total: 0-1-0
Home: 0-0-0
Away: 0-1-0

DOMES

Total: 142-142-2
Astrodome (Houston): 113-103-2
AT&T Stadium (Dallas): 2-0-0
Edward Jones Dome (St. Louis): 0-1-0
Ford Field (Detroit): 2-0-0
Georgia Dome (Atlanta): 2-1-0
Kingdome (Seattle): 1-6-0
Lucas Oil Stadium (closed) (Indianapolis): 2-9-0
Mercedes-Benz Stadium (closed) (Atlanta): 1-0
Metrodome (Minneapolis): 1-6-0
NRG Stadium (closed) (Houston): 7-6-0
RCA Dome (Indianapolis): 4-7-0
Silverdome (Detroit): 2-1-0
Superdome (New Orleans): 6-2-0
U.S. Bank Stadium (Minnesota): 1-0

HOTTEST/COLDEST GAMES

SIX HOTTEST GAMES

DATE	OPPONENT	SCORE	WEATHER
9/11/83	at L.A. Raiders	6-20 (L)	96°, clear
9/9/90	at Atlanta	27-47 (L)	94°, partly cloudy
10/7/62	BUFFALO	17-14 (W)	93°, showers
9/14/65	N.Y. JETS	27-21 (W)	93°, sunny
9/15/19	INDIANAPOLIS	17-19 (L)	93°, sunny
10/6/63	at Kansas City	7-28 (L)	92°, sunny

14 COLDEST GAMES

DATE	OPPONENT	SCORE	WEATHER
12/18/16	at Kansas City	19-17 (W)	1°, clear (-9° wind chill)
*1/10/04	at New England	14-17 (L)	4°, clear (-10° wind chill)
12/11/77	at Cleveland	19-15 (W)	7°, clear (-7° wind chill)
12/17/89	at Cincinnati	7-61 (L)	9°, overcast (0° wind chill)
*1/19/20	at Kansas City	24-35 (L)	17°, sunny (5° wind chill)
12/8/13	at Denver	28-51 (L)	18°, clear (11° wind chill)
12/26/10	at Kansas City	14-34 (L)	19°, cloudy (10° wind chill)
12/17/00	at Cleveland	24-0 (W)	20°, snow (-10° wind chill)
12/14/80	at Green Bay	22-3 (W)	20°, clear (9° wind chill)
*1/6/80	at Pittsburgh	13-27 (L)	22°, part. cloudy (12° wind chill)
12/15/85	at Cleveland	21-28 (L)	22°, overcast (-7° wind chill)
12/18/88	at Cleveland	23-28 (L)	22°, overcast (0° wind chill)
12/16/07	at Kansas City	26-17 (W)	22°, clear (14° wind chill)
12/31/17	vs. Jacksonville	15-10 (W)	23°, clear, (16° wind chill)

* Playoff game

ALL-TIME OFFENSIVE YARDS AND RANKINGS

Year	Total Plays	First Downs	Rush Yards (Rank)	Net Pass Yards (Rank)	Total Yards (Rank)	Total Points
1960	930	262	1,565 (3)	3,371 (1)	4,936 (1)	379
1961	964	293	1,896 (2)	4,392 (1)	6,288 (1)	513
1962	943	266	1,742 (4)	3,229 (2)	4,971 (2)	387
1963	870	254	1,210 (7)	3,222 (1)	4,432 (4)	302
1964	942	284	1,347 (7)	3,527 (2)	4,874 (4)	310
1965	905	227	1,178 (7)	2,813 (2)	3,991 (5)	298
1966	926	246	1,515 (5)	2,897 (4)	4,412 (7)	335
1967	828	207	2,122 (1)	1,381 (9)	3,503 (8)	258
1968	905	240	1,804 (4)	2,548 (4)	4,352 (5)	303
1969	965	256	1,706 (5)	2,825 (2)	4,531 (4)	278
1970	922	232	1,556 (19)	2,506 (7)	4,062 (10)	217
1971	815	201	1,106 (26)	2,409 (6)	3,515 (22)	251
1972	817	183	1,518 (23)	1,673 (23)	3,191 (26)	164
1973	840	193	1,388 (26)	1,919 (16)	3,307 (24)	199
1974	817	200	1,361 (26)	1,977 (20)	3,338 (24)	236
1975	900	234	2,068 (12)	1,869 (23)	3,937 (19)	293
1976	878	199	1,498 (27)	2,072 (15)	3,570 (24)	222
1977	879	228	1,989 (14)	1,875 (17)	3,864 (18)	299
1978	993	276	2,476 (6)	2,338 (18)	4,814 (16)	283
1979	1,034	268	2,571 (4)	2,256 (25)	4,827 (22)	362
1980	1,063	329	2,635 (2)	3,007 (17)	5,642 (4)	295
1981	947	241	1,734 (23)	2,777 (23)	4,511 (27)	281
1982	551	138	799 (26)	1,574 (19)	2,373 (28)	136
1983	1,033	295	1,998 (18)	2,902 (23)	4,900 (24)	288
1984	969	284	1,656 (23)	3,228 (17)	4,884 (23)	240
1985	998	270	1,570 (25)	3,082 (19)	4,652 (24)	284
1986	1,089	299	1,700 (19)	3,449 (13)	5,149 (16)	274
1987	998	294	1,923 (14)	3,300 (7)	5,223 (8)	345
1988	1,010	308	2,249 (4t)	2,956 (22)	5,205 (14)	424
1989	1,028	327	1,928 (12)	3,499 (10)	5,427 (9)	365
1990	1,006	376	1,417 (24)	4,805 (1)	6,222 (1)	405
1991	1,022	353	1,366 (23)	4,621 (1)	5,987 (2)	386
1992	958	339	1,626 (18)	4,029 (1)	5,655 (3)	352
1993	1,066	330	1,792 (12)	3,866 (3)	5,658 (3)	368
1994	1,036	278	1,682 (12)	2,799 (25)	4,481 (26)	226
1995	1,046	295	1,664 (18)	3,241 (19)	4,905 (23)	348
1996	972	287	1,950 (6)	3,098 (21)	5,048 (18)	345
1997	993	288	2,414 (3)	2,505 (29)	4,919 (18)	333
1998	1,016	308	1,970 (9)	3,291 (15)	5,261 (9)	330
1999	1,011	294	1,811 (13)	3,479 (13t)	5,290 (13)	392
2000	1,036	299	2,084 (7)	3,266 (16)	5,350 (14)	346
2001	1,026	288	1,794 (12)	3,558 (8t)	5,352 (8)	336
2002	1,032	312	1,952 (11)	3,320 (20)	5,272 (17)	367
2003	1,013	310	1,623 (26)	3,878 (5)	5,501 (8)	435
2004	1,053	308	1,871 (14)	3,616 (10)	5,487 (11)	344
2005	1,022	279	1,525 (23)	3,597 (9)	5,122 (17)	299
2006	945	261	2,214 (5)	2,596 (30)	4,810 (27)	324
2007	1,037	306	2,109 (5)	2,878 (27)	4,987 (21)	301
2008	973	268	2,199 (7)	2,819 (27)	5,018 (21)	375
2009	990	288	2,592 (2)	3,031 (23)	5,623 (12)	354
2010	907	252	1,727 (17)	3,107 (25)	4,834 (27)	356
2011	984	281	1,438 (31)	3,923 (12)	5,361 (17)	325
2012	957	260	1,687 (21)	3,323 (22)	5,010 (26)	330
2013	1,032	311	1,894 (14)	3,496 (21)	5,390 (22)	362
2014	919	258	1,447 (26)	3,412 (22)	4,859 (29)	254
2015	976	298	1,485 (25)	3,503 (25t)	4,988 (30)	299
2016	1,008	322	2,187 (3)	3,541 (25)	5,728 (11)	381
2017	974	290	1,833 (15)	3,191 (23)	5,024 (23)	334
2018	938	289	2,023 (7)	2,975 (29)	4,998 (25)	310
2019	949	317	2,223 (3)	3,582 (21)	5,805 (12)	402
2020	1,031	381	2,690 (2)	3,653 (23)	6,343 (2t)	491
2021	1,133	362	2,404 (5)	3,418 (24)	5,822 (17)	419

ALL-TIME DEFENSIVE YARDS AND RANKINGS

Year	Total Plays	First Downs	Rush Yards (Rank)	Net Pass Yards (Rank)	Total Yards (Rank)	Total Points
1960	995	282	1,027 (2)	3,874 (8)	4,901 (6)	285
1961	899	235	1,634 (6)	2,391 (2)	4,025 (2)	242
1962	880	217	1,569 (3)	2,561 (2)	4,130 (2)	270
1963	873	256	1,710 (7)	2,606 (3)	4,316 (6)	372
1964	896	267	1,961 (7)	3,280 (6)	5,241 (8)	355
1965	946	271	2,683 (8)	2,470 (2)	5,153 (8)	429
1966	881	244	1,833 (7)	3,162 (8)	4,995 (9)	396
1967	910	233	1,637 (7)	2,418 (3)	4,055 (4)	199
1968	854	198	1,704 (4)	1,671 (1)	3,375 (1)	248
1969	833	183	1,556 (5)	2,217 (2)	3,773 (2)	279
1970	840	227	1,793 (17)	2,605 (24)	4,398 (25)	352
1971	880	237	1,723 (11)	2,072 (10)	3,795 (9)	330
1972	894	263	2,591 (25)	2,143 (11)	4,734 (23)	380
1973	929	274	2,410 (23)	2,237 (20)	4,647 (24)	447
1974	919	268	2,050 (19)	2,375 (20)	4,425 (22)	282
1975	952	264	1,680 (3)	2,457 (17)	4,137 (11)	226
1976	935	226	2,072 (16)	1,915 (8)	3,987 (10)	273
1977	933	247	1,815 (10)	2,142 (20)	3,957 (14)	230
1978	1,021	292	2,072 (9)	2,842 (24)	4,914 (17t)	298
1979	1,038	304	2,225 (17)	2,765 (14)	4,990 (13)	331
1980	932	259	1,811 (8)	2,801 (4)	4,612 (5)	251
1981	1,084	325	2,411 (24)	3,315 (17)	5,726 (24)	355
1982	613	187	1,225 (23)	2,213 (25)	3,438 (28)	245
1983	1,031	332	2,787 (28)	2,845 (4)	5,632 (22)	460
1984	1,075	345	2,789 (28)	3,179 (11)	5,968 (27)	437
1985	1,091	356	2,814 (28)	3,341 (18)	6,155 (27)	412
1986	1,054	285	2,035 (20)	2,999 (8)	5,034 (13)	329
1987	976	287	1,848 (17)	3,145 (17)	4,993 (17)	349
1988	985	304	1,592 (4)	3,266 (13)	4,858 (8)	365
1989	940	314	1,669 (9)	3,542 (17)	5,211 (13)	412
1990	890	279	1,575 (8)	3,060 (14)	4,635 (11)	307
1991	984	280	1,540 (6)	3,208 (14)	4,748 (9)	251
1992	907	254	1,634 (9)	2,577 (3)	4,211 (3)	258
1993	1,003	289	1,273 (1)	3,601 (23)	4,874 (14)	238
1994	971	275	2,120 (28)	2,795 (2)	4,915 (9)	352
1995	983	267	1,526 (8)	3,125 (3)	4,651 (5)	324
1996	956	271	1,385 (2)	3,225 (13)	4,610 (6)	319
1997	992	292	1,573 (4)	3,658 (27)	5,231 (22)	310
1998	955	279	1,610 (9t)	3,511 (20)	5,121 (16)	320
1999	994	300	1,550 (10)	3,695 (25)	5,245 (17)	324
2000	908	215	1,390 (3)	2,423 (1)	3,813 (1)	191
2001	996	300	1,431 (5)	4,084 (31)	5,515 (25)	388
2002	974	297	1,424 (2)	3,540 (25)	4,964 (10)	324
2003	926	275	1,295 (1)	3,606 (30)	4,901 (12)	324
2004	977	318	1,917 (18)	3,807 (26)	5,724 (27)	439
2005	960	294	1,894 (22)	3,216 (17)	5,110 (19)	421
2006	1,062	329	2,313 (30)	3,602 (27)	5,915 (32)	400
2007	978	268	1,478 (5)	3,187 (10)	4,665 (5)	297
2008	1,022	276	1,502 (6)	3,196 (9)	4,698 (7)	234
2009	1,038	323	1,711 (10t)	4,139 (31)	5,850 (28)	402
2010	1,139	356	1,851 (20)	4,032 (29)	5,883 (26)	339
2011	1,080	324	2,053 (24)	3,629 (14)	5,682 (T-18)	317
2012	1,086	358	2,035 (24)	3,964 (26)	5,999 (27)	471
2013	1,027	329	1,795 (20)	3,612 (11)	5,407 (14)	381
2014	1,099	357	2,195 (31)	3,773 (15)	5,968 (27)	438
2015	1,003	317	1,797 (18)	3,678 (7)	5,475 (12)	423
2016	1,031	324	1,413 (2)	4,307 (30)	5,720 (20)	378
2017	1,046	323	1,420 (4)	3,828 (25)	5,248 (13)	356
2018	1,001	298	1,863 (18)	3,471 (6)	5,334 (8)	303
2019	1,056	335	1,672 (12)	4,080 (24)	5,752 (21)	331
2020	1,076	391	1,933 (19)	4,439 (29)	6,372 (28)	439
2021	1,039	331	1,438 (2)	4,169 (25)	5,607 (12)	354



TENNESSEE
TITANS

**PLAYOFF HISTORY
AND RECORDS**

FRANCHISE PLAYOFF GAME HISTORY

SEASON/DATE	DAY	ROUND	OPPONENT	SITE	RESULT	SCORE	
						TITANS	OPP.
1960 (10-4 regular season, 6-1 home, 4-3 road, First Place AFL East, Head Coach -- Lou Rymkus)							
01/01/61	Sunday	AFL Championship	LA CHARGERS	Houston (Jeppesen Stadium)	W	24	16
1961 (10-3-1 regular season, 6-1 home, 4-2-1 road, First Place AFL East, Head Coaches -- 5 games Lou Rymkus, 9 games Wally Lemm)							
12/24/61	Sunday	AFL Championship	at San Diego	San Diego (Balboa Stadium)	W	10	3
1962 (11-3 regular season, 6-1 home, 4-2 road, First Place AFL East, Head Coach -- Frank "Pop" Ivy)							
12/23/62	Sunday	AFL Championship	DALLAS TEXANS	Houston (Jeppesen Stadium)	L (2 OT)	17	20
1967 (9-4-1 regular season, 5-2 home, 4-2-1 road, First Place AFL East, Head Coach -- Wally Lemm)							
12/31/67	Sunday	AFL Championship	at Oakland	Oakland (Alameda County Coliseum)	L	7	40
1969 (6-6-2 regular season, 4-2-1 home, 2-4-1 road, Second Place AFL East, Head Coach -- Wally Lemm)							
12/21/69	Sunday	AFL Divisional	at Oakland	Oakland (Alameda County Coliseum)	L	7	56
1978 (10-6 regular season, 5-3 home, 5-3 road, Second Place AFC Central, Head Coach -- O.A. "Bum" Phillips)							
12/24/78	Sunday	Wild Card	at Miami	Miami (Orange Bowl)	W	17	9
12/31/78	Sunday	Divisional	at New England	New England (Schaefer Stadium)	W	31	14
01/07/79	Sunday	Conference	at Pittsburgh	Pittsburgh (Three Rivers Stadium)	L	5	34
1979 (11-5 regular season, 6-2 home, 5-3 road, Second Place AFC Central, Head Coach -- O.A. "Bum" Phillips)							
12/23/79	Sunday	Wild Card	DENVER	Houston (Astrodome)	W	13	7
12/29/79	Saturday	Divisional	at San Diego	San Diego (San Diego Stadium)	W	17	14
01/06/80	Sunday	Conference	at Pittsburgh	Pittsburgh (Three Rivers Stadium)	L	13	27
1980 (11-5 regular season, 6-2 home, 5-3 road, Tied First Place AFC Central, Head Coach -- O.A. "Bum" Phillips)							
12/28/80	Sunday	Wild Card	at Oakland	Oakland (Alameda County Coliseum)	L	7	27
1987 (9-6 regular season, 5-2 home, 4-4 road, Second Place AFC Central, Head Coach -- Jerry Glanville)							
01/03/88	Sunday	Wild Card	SEATTLE	Houston (Astrodome)	W (OT)	23	20
01/10/88	Sunday	Divisional	at Denver	Denver (Mile High Stadium)	L	10	34
1988 (10-6 regular season, 7-1 home, 3-5 road, Tied Second Place AFC Central, Head Coach -- Jerry Glanville)							
12/24/88	Saturday	Wild Card	at Cleveland	Cleveland (Cleveland Stadium)	W	24	23
01/01/89	Sunday	Divisional	at Buffalo	Buffalo (Rich Stadium)	L	10	17
1989 (9-7 regular season, 6-2 home, 3-5 road, Tied Second Place AFC Central, Head Coach -- Jerry Glanville)							
12/31/89	Sunday	Wild Card	PITTSBURGH	Houston (Astrodome)	L (OT)	23	26
1990 (9-7 regular season, 6-2 home, 3-5 road, Tied First Place AFC Central, Head Coach -- Jack Pardee)							
01/06/91	Sunday	Wild Card	at Cincinnati	Cincinnati (Riverfront Stadium)	L	14	41
1991 (11-5 regular season, 7-1 home, 4-4 road, First Place AFC Central, Head Coach -- Jack Pardee)							
12/29/91	Sunday	Wild Card	NY JETS	Houston (Astrodome)	W	17	10
01/04/92	Saturday	Divisional	at Denver	Denver (Mile High Stadium)	L	24	26
1992 (10-6 regular season, 5-3 home, 5-3 road, Second Place AFC Central, Head Coach -- Jack Pardee)							
01/03/93	Sunday	Wild Card	at Buffalo	Buffalo (Rich Stadium)	L (OT)	38	41
1993 (12-4 regular season, 7-1 home, 5-3 road, First Place AFC Central, Head Coach -- Jack Pardee)							
01/16/94	Sunday	Divisional	KANSAS CITY	Houston (Astrodome)	L	20	28
1999 (13-3 regular season, 8-0 home, 5-3 road, Second Place AFC Central, Head Coach -- Jeff Fisher)							
01/08/00	Saturday	Wild Card	BUFFALO	Tennessee (LP Field)	W	22	16
01/16/00	Sunday	Divisional	at Indianapolis	Indianapolis (RCA Dome)	W	19	16
01/23/00	Sunday	Conference	at Jacksonville	Jacksonville (Alltel Stadium)	W	33	14
01/30/00	Sunday	Super Bowl XXXIV	ST. LOUIS	Atlanta (Georgia Dome)	L	16	23
2000 (13-3 regular season, 7-1 home, 6-2 road, First Place AFC Central, Head Coach -- Jeff Fisher)							
01/07/01	Sunday	Divisional	BALTIMORE	Tennessee (LP Field)	L	10	24
2002 (11-5 regular season, 6-2 home, 5-3 road, First Place AFC South, Head Coach -- Jeff Fisher)							
01/11/03	Saturday	Divisional	PITTSBURGH	Tennessee (LP Field)	W (OT)	34	31
01/19/03	Sunday	Conference	at Oakland	Oakland (Network Associates Coliseum)	L	24	41
2003 (12-4 regular season, 7-1 home, 5-3 road, Second Place AFC South, Head Coach -- Jeff Fisher)							
01/03/04	Saturday	Wild Card	at Baltimore	Baltimore (M&T Bank Stadium)	W	20	17
01/10/04	Saturday	Divisional	at New England	New England (Gillette Stadium)	L	14	17
2007 (10-6 regular season, 5-3 home, 5-3 road, Third Place AFC South, Head Coach -- Jeff Fisher)							
01/06/08	Sunday	Wild Card	at San Diego	San Diego (Qualcomm Stadium)	L	6	17
2008 (13-3 regular season, 7-1 home, 6-2 road, First Place AFC South, Head Coach -- Jeff Fisher)							
01/10/09	Saturday	Divisional	BALTIMORE	Tennessee (LP Field)	L	10	13
2017 (9-7 regular season, 6-2 home, 3-5 road, Second Place AFC South, Head Coach -- Mike Mularkey)							
01/06/18	Saturday	Wild Card	at Kansas City	Kansas City (Arrowhead Stadium)	W	22	21
01/13/18	Saturday	Divisional	at New England	New England (Gillette Stadium)	L	14	35
2019 (9-7 regular season, 4-4 home, 5-3 road, Second Place AFC South, Head Coach -- Mike Vrabel)							
01/04/20	Saturday	Wild Card	at New England	New England (Gillette Stadium)	W	20	13
01/11/20	Saturday	Divisional	at Baltimore	Baltimore (M&T Bank Stadium)	W	28	12
01/19/20	Sunday	Conference	at Kansas City	Kansas City (Arrowhead Stadium)	L	24	35
2020 (11-5 regular season, 5-3 home, 6-2 road, First Place AFC South, Head Coach -- Mike Vrabel)							
01/10/21	Sunday	Wild Card	BALTIMORE	Tennessee (Nissan Stadium)	L	13	20
2021 (12-5 regular season, 7-2 home, 5-3 road, First Place AFC South, Head Coach -- Mike Vrabel)							
01/22/22	Saturday	Divisional	CINCINNATI	Tennessee (Nissan Stadium)	L	16	19

All-Time Playoff Record: 17-23 (6-7 home, 11-15 road, 0-1 neutral site)

ALL-TIME PLAYOFF LEADERS

CAREER RUSHING YARDS

Player	Games	Att	Yds	Avg	TD
1. Eddie George	9	206	776	3.8	5
2. Derrick Henry	7	156	732	4.7	4
3. Earl Campbell	6	135	420	3.1	4
4. Steve McNair	9	54	349	6.5	6
5. Lorenzo White	7	76	264	3.5	1
6. Allen Pinkett	6	47	219	4.7	1
7. Tim Wilson	7	54	174	3.2	0
8. Alonzo Highsmith	5	26	149	5.7	0
9. Mike Rozier	4	48	147	3.1	2
10. Billy Cannon	3	44	135	3.1	0
Rob Carpenter	4	39	135	3.5	0

CAREER RECEPTIONS

Player	Games	No	Yds	Avg	TD
1. Ernest Givins	10	60	774	12.9	8
2. Haywood Jeffires	8	41	513	12.5	3
3. Drew Hill	8	38	513	13.5	1
4. Frank Wycheck	9	37	313	8.5	1
5. Curtis Duncan	9	34	274	8.1	2
6. Derrick Mason	9	29	312	10.8	1
7. Tim Wilson	7	24	202	8.4	1
8. Eddie George	9	23	149	6.5	0
9. Mike Barber	7	16	329	20.6	2
A.J. Brown	5	16	289	18.1	2
10. Rob Carpenter	4	15	98	6.5	0
Corey Davis	6	15	166	11.1	3

CAREER PASSING YARDS

Player	Games	Att	Cmp	Pct	Yds	TD	Int	Rate
1. Warren Moon	9	351	230	65.5	2,578	15	12	87.3
2. Steve McNair	9	282	166	58.9	1,591	6	9	68.4
3. Dan Pastorini	5	116	71	61.2	954	4	8	70.1
4. Ryan Tannehill	5	110	69	62.7	754	7	5	85.2
5. George Blanda	3	117	57	48.7	722	5	10	47.0
6. Marcus Mariota	5	69	42	60.9	463	4	1	94.1
7. Pete Beathard	2	81	33	40.7	351	2	4	41.7
8. Kerry Collins	1	42	26	61.9	281	0	1	71.6
9. Ken Stabler	1	26	15	57.7	243	0	2	57.1
10. Cody Carlson	2	33	16	48.5	165	2	1	70.9
11. Vince Young	1	29	16	55.2	138	0	1	53.5
12. Gifford Nielsen	4	24	13	54.2	129	1	2	48.8

CAREER SCORING

Player	Games	TD	PAT	FG	Total
1. Al Del Greco	9	0	21	14	63
2. Ernest Givins	10	8	0	0	48
3. Steve McNair	9	6	0	0	36
Tony Zendejas	5	0	9	9	36
5. Toni Fritsch	7	0	11	8	35
6. Eddie George	5	5	0	0	30
7. Earl Campbell	4	4	0	0	24
Derrick Henry	7	4	0	0	24
8. Haywood Jeffires	8	3	0	0	18
Corey Davis	6	3	0	0	18
10. George Blanda	3	0	6	3	15
Joe Nedney	2	0	6	3	15

CAREER FIELD GOALS

Player	Games	Made	Att	Pct	Lg
1. Al Del Greco	9	14	22	63.6	53
2. Tony Zendejas	5	9	14	64.3	49
3. Toni Fritsch	7	8	10	80.0	35
4. Rob Bironas	2	3	5	60.0	44
George Blanda	3	3	6	50.0	46
Joe Nedney	2	3	4	75.0	42
7. Gary Anderson	2	2	3	66.7	46
Stephen Gostkowski	1	2	2	100.0	45

CAREER PUNTING AVERAGE

Player	Games	Punt	Yds	Avg	TB	In20	Lg
1. Brett Kern	7	34	1570	46.2	4	17	63
2. Greg Montgomery	8	27	1149	42.6	3	4	59
3. Ode Burrell	1	11	455	41.4	-	-	57
4. Craig Hentrich	11	51	2090	41.0	4	17	66
5. Cliff Parsley	7	40	1607	40.2	-	-	56
6. Jeff Gossett	2	6	239	39.8	0	1	57
7. Jim Norton	4	18	707	39.3	-	-	53
8. Charlie Milstead	1	5	170	34.0	-	-	43

CAREER KICKOFF RETURN YARDS

Player	Games	No	Yds	Avg	TD
1. Derrick Mason	9	17	492	28.9	1
2. Bobby Jancik	2	9	239	26.6	0
3. Allen Pinkett	8	13	221	17.0	0
4. John Simon	2	9	201	22.3	0
5. Justin McCareins	4	8	148	18.5	0
6. Adoree' Jackson	6	6	126	21.0	0
7. Johnnie Dirden	2	5	109	21.8	0
8. Lorenzo White	7	7	108	15.4	0
9. Robert Woods	3	5	104	20.8	0
10. Ode Burrell	2	4	89	22.3	0
11. Zeke Moore	1	3	87	29.0	0

CAREER INTERCEPTIONS

Player	Games	No	Yds	Avg	TD
1. Vernon Perry	4	6	75	12.5	1
2. Gregg Bingham	5	3	38	12.7	0
Bubba McDowell	6	3	90	30.0	1
Mike Reinfeldt	5	3	35	11.7	0
5. Richard Johnson	4	2	25	12.5	0
Samari Rolle	9	2	17	8.5	0
Greg Stemmick	5	2	0	0.0	0
8. <i>(25 players tied with one interception including Kevin Byard and Amani Hooker)</i>					

CAREER SACKS (SINCE 1970)

Player	No
1. Elvin Bethea	5.0
Andy Dorris	5.0
3. Harold Landry III	4.5
4. Jason Fisk	3.5
5. William Fuller	3.0
Jevon Kearse	3.0
Jeffery Simmons	3.0

CAREER TACKLES (SINCE 1974)

Player	No
1. Al Smith	55
2. Keith Bulluck	48
3. Gregg Bingham	45
4. Kevin Byard	44
5. John Grimsley	41

INDIVIDUAL PLAYOFF RECORDS: SERVICE

Most Games, Head Coach

11	Jeff Fisher, 1999-08
7	O.A. "Bum" Phillips, 1978-80
5	Jerry Glanville, 1987-89
5	Jack Pardee, 1990-93
5	Mike Vrabel, 2018-21

Most Games Won, Head Coach

5	Jeff Fisher, 1999-08
4	O.A. "Bum" Phillips, 1978-80
2	Jerry Glanville, 1987-89

2	Mike Vrabel, 2019
---	--------------------------

Most Games Lost, Head Coach

6	Jeff Fisher, 1999-08
4	Jack Pardee, 1990-93
3	Jerry Glanville, 1987-89
3	O.A. "Bum" Phillips, 1978-80
3	Mike Vrabel, 2018-21

INDIVIDUAL PLAYOFF RECORDS: SCORING

POINTS

Most Points, Career

63	Al Del Greco, (21 PAT, 14 FG)
48	Ernest Givins, (8 TD)
36	Steve McNair, (6 TD)
35	Toni Fritsch, (11 PAT, 8 FG)
33	Tony Zendejas, (9 PAT, 8 FG)

Most Points, Game

13	Al Del Greco, @ Indianapolis, 1/16/00
12	Mike Barber, @ New England, 12/31/78
12	Allen Pinkett, @ Cleveland, 12/24/88
12	Ernest Givins, vs. Pittsburgh, 12/31/89
12	Ernest Givins, @ Cincinnati, 1/6/91
12	Ernest Givins, vs. NY Jets, 12/29/91
12	Haywood Jeffires, @ Buffalo, 1/3/93
12	Steve McNair, @ Jacksonville, 1/23/00
12	Steve McNair, @ Oakland, 1/19/03
12	Corey Davis, @ New England, 1/13/18

Most Points, Opponent, Game

18	Andre Reed, @ Buffalo, 1/3/93
16	George Blanda, @ Oakland, 12/31/67
14	Gary Anderson, vs. Pittsburgh, 12/31/89
13	Evan McPherson, vs. Cincinnati, 1/22/22
12	James White, @ New England, 1/13/18
12	Tyreek Hill, @ Kansas City, 1/19/20

TOTAL TOUCHDOWNS

Most Touchdowns, Career

8	Ernest Givins, (8 receiving)
6	Steve McNair, (6 rushing)
5	Eddie George, (5 rushing)
4	Earl Campbell, (4 rushing)
4	Derrick Henry, (4 rushing)
3	Haywood Jeffires, (3 receiving)
3	Corey Davis, (3 receiving)

Most Touchdowns, Game

2	Mike Barber, @ New England, 12/31/78
2	Allen Pinkett, @ Cleveland, 12/24/88
2	Ernest Givins, vs. Pittsburgh, 12/31/89
2	Ernest Givins, @ Cincinnati, 1/6/91

2	Ernest Givins, vs. NY Jets, 12/29/93
2	Haywood Jeffires, @ Buffalo, 1/3/93
2	Steve McNair, @ Jacksonville, 1/23/00
2	Eddie George, vs. St. Louis, 1/30/00
2	Steve McNair, @ Oakland, 1/19/03
2	Corey Davis, @ New England, 1/13/18

Most Touchdowns, Opponent, Game

3	Andre Reed, @ Buffalo, 1/3/91
---	-------------------------------

Most Consecutive Games Scoring Touchdown

3	Ernest Givins, 1989-91
3	Eddie George, 1999-02
2	7 times, last by A.J. Brown, 2020-21

POINTS AFTER TOUCHDOWN

Most Attempts, Career

21	Al Del Greco, 1991-93, 99-00
11	Toni Fritsch, 1979-80
9	Tony Zendejas, 1987-89
9	Greg Joseph, 2019

Most Attempts, Game

5	Al Del Greco, @ Buffalo, 1/3/93
4	Toni Fritsch, @ New England, 12/31/78
4	Al Del Greco, @ Jacksonville, 1/23/00
4	Joe Nedney, vs. Pittsburgh, 1/11/03
4	Greg Joseph, @ Baltimore 1/11/20

Most Made, Career

21	Al Del Greco, 1991-93, 99-00
11	Toni Fritsch, 1978-80
9	Tony Zendejas, 1987-89
9	Greg Joseph, 2019

Most Made, Game

5	Al Del Greco, @ Buffalo, 1/3/93
4	Al Del Greco, @ Indianapolis, 1/16/00
4	Toni Fritsch, @ New England, 12/31/78
4	Al Del Greco, @ Jacksonville, 1/23/00
4	Joe Nedney, vs. Pittsburgh, 1/11/03
4	Greg Joseph, @ Baltimore 1/11/20

Most Made, Opponent, Game

8	George Blanda, @ Oakland, 12/21/69
5	Jim Breech, @ Cincinnati, 1/6/91
5	Steve Christie, @ Buffalo, 1/3/93

5	Sebastian Janikowski, @ Oakland, 1/19/03
5	Harrison Butker, @ Kansas City, 1/19/20

Most Made, No Misses, Career

21	Al Del Greco, 1991-93, 99-00
11	Toni Fritsch, 1978-80
9	Tony Zendejas, 1987-89
9	Greg Joseph, 2019

FIELD GOALS

Most Attempted, Career

22	Al Del Greco, 1991-93, 99-00
14	Tony Zendejas, 1987-89
9	Toni Fritsch, 1978-80

Most Attempted, Game

5	Tony Zendejas, vs. Seattle, 1/3/89
4	Al Del Greco, @ Indianapolis, 1/16/00
4	Al Del Greco, vs. Baltimore, 1/7/01
4	Tony Zendejas, vs. Pittsburgh, 12/31/88
4	Jeff Reed, vs. Pittsburgh, 1/11/03

Most Attempted, Opponent, Game

4	Jeff Wilkins, vs. St. Louis, 1/30/00
4	Roy Gerela, @ Pittsburgh, 1/7/79
4	Gary Anderson, vs. Pittsburgh, 12/31/89
4	Evan McPherson, vs. Cincinnati, 1/22/22

Most Made, Career

14	Al Del Greco, 1991-93, 99-00
9	Tony Zendejas, 1987-89
7	Toni Fritsch, 1978-80

Most Made, Game

4	Al Del Greco, @ Indianapolis, 1/16/00
3	Al Del Greco, vs. Buffalo, 1/8/00
3	Tony Zendejas, vs Seattle, 1/3/88
3	Tony Zendejas, vs Pittsburgh, 12/31/89

Most Made, Opponent, Game

4	Roy Gerela, @ Pittsburgh, 1/7/79
4	Evan McPherson, vs. Cincinnati, 1/22/22
3	Mike Vanderjagt, @ Indianapolis, 1/16/00
3	Jeff Wilkins, vs. St. Louis, 1/30/00
3	Ben Agajanian, vs. LA Chargers, 1/1/61
3	Matt Bahr, @ Cleveland, 12/24/88

SAFETIES

3 Jeff Reed, vs. Pittsburgh, 1/11/03

Most Consecutive Games Made

9 Al Del Greco, 1991-93, 99-00
6 Toni Fritsch, 1978-80
5 Tony Zendejas, 1987-89

Longest Field Goal

53 Al Del Greco, vs. NY Jets, 12/29/91
49 Al Del Greco, @ Indianapolis, 1/16/00
49 Tony Zendejas, vs. Seattle, 1/3/88

49 Tony Zendejas, @ Cleveland, 12/24/88

49 Al Del Greco, vs. Kansas City, 1/16/94

49 Ryan Succop, @ Kansas City, 1/6/18

Highest Field Goal Percentage (5 attempts)

77.8 Toni Fritsch, 6 games (7-9)
64.3 Tony Zendejas, 5 games (9-14)
63.6 Al Del Greco, 9 games (14-22)

Most, Career

1 Jevon Kearse, 1999
1 Ted Washington, 1979

Most, Game

1 Jevon Kearse, vs. Buffalo, 1/8/00
1 Ted Washington, @ Pittsburgh, 1/7/79

INDIVIDUAL PLAYOFF RECORDS: RUSHING

RUSHING ATTEMPTS

Most Attempts, Career

206 Eddie George, 9 games
156 **Derrick Henry**, 7 games
135 Earl Campbell, 8 games
76 Lorenzo White, 7 games
54 Steve McNair, 9 games

Most Attempts, Game

34 **Derrick Henry**, @ New England, 1/4/20
30 **Derrick Henry**, @ Baltimore, 1/11/20
29 Eddie George, vs. Buffalo, 1/8/00
28 Eddie George, vs. St. Louis, 1/30/00
27 Earl Campbell, @ New England, 12/31/78
27 Earl Campbell, @ Oakland, 12/23/80
27 Eddie George, vs. Baltimore, 1/7/01
25 Eddie George, @ Baltimore, 1/3/04
23 **Derrick Henry**, @ Kansas City, 1/6/18

RUSHING YARDS

Most Yards Gained, Career

776 Eddie George, 9 games
732 **Derrick Henry**, 7 games
420 Earl Campbell, 8 games
349 Steve McNair, 9 games
264 Lorenzo White, 7 games
219 Allen Pinkett, 6 games

Most Yards Gained, Game

195 **Derrick Henry**, @ Baltimore, 1/11/20
182 **Derrick Henry**, @ New England, 1/4/20
162 Eddie George, @ Indianapolis, 1/16/00
156 **Derrick Henry**, @ Kansas City, 1/6/18
118 Earl Campbell, @ New England, 12/31/78
106 Eddie George, vs. Buffalo, 1/8/00

Longest Run From Scrimmage

68t Eddie George, @ Indianapolis, 1/16/00
66 **Derrick Henry**, @ Baltimore, 1/11/20
51 Steve McNair, @ Jacksonville, 1/23/00
45 **D'Onta Foreman**, vs. Cincinnati, 1/22/22
35 Earl Campbell, @ New England, 12/31/78
35 **Derrick Henry**, @ Kansas City, 1/6/18

Highest Average Gain, Career (40 carries)

6.46 Steve McNair, 9 games (54-349)
4.69 **Derrick Henry**, 7 games (156-732)
4.66 Allen Pinkett, 6 games (47-219)
3.77 Eddie George, 9 games (206-776)
3.47 Lorenzo White, 5 games (76-264)
3.11 Earl Campbell, 8 games (135-420)

Highest Average Gain, Game (10 carries)

6.78 **Derrick Henry** vs. Kansas City, 1/6/18 (23-156)

6.55 Chris Johnson, vs. Baltimore, 1/10/09 (11-72)
6.50 **Derrick Henry**, @ Baltimore, 1/11/20 (30-195)
6.23 Eddie George, @ Indianapolis, 1/16/00 (26-162)
5.35 **Derrick Henry**, @ New England, 1/4/20 (34-182)
4.37 Earl Campbell, @ New England, 12/31/78 (27-118)

RUSHING TOUCHDOWNS

Most Touchdowns, Career

6 Steve McNair, 9 games
5 Eddie George, 9 games
4 Earl Campbell, 8 games
4 **Derrick Henry**, 7 games
2 Mike Rozier, 4 games

Most Touchdowns, Game

2 Eddie George, vs. St. Louis, 1/30/00
2 Steve McNair, @ Jacksonville, 1/23/00
2 Steve McNair, @ Oakland, 1/19/03
1 22 times, last by **Derrick Henry** vs. Cincinnati, 1/22/22

Most Consecutive Games Rushing for TD's

3 Eddie George, 1999-02
2 Chris Brown, 2004
2 Steve McNair, 2002
2 Earl Campbell, 1978

INDIVIDUAL PLAYOFF RECORDS: PASSING

PASSER RATING

Passer Rating, Career (min. 100 attempts)

87.3 Warren Moon, 9 games
85.2 **Ryan Tannehill**, 5 games
72.3 Dan Pastorini, 5 games
68.4 Steve McNair, 9 games

PASS ATTEMPTS

Most Passes Attempted, Career

351 Warren Moon, 9 games
282 Steve McNair, 9 games
117 George Blanda, 3 games
116 Dan Pastorini, 5 games

Most Passes Attempted, Game

50 Warren Moon, @ Buffalo, 1/3/93

48 Warren Moon, vs. Pittsburgh, 12/31/89

46 George Blanda, vs. Dallas Texans, 12/23/62

46 Pete Beathard, @ Oakland, 12/21/69

46 Steve McNair, vs. Baltimore, 1/7/01

PASS COMPLETIONS

Most Completions, Career

230 Warren Moon, 9 games
166 Steve McNair, 9 games
71 Dan Pastorini, 5 games
69 **Ryan Tannehill**, 5 games
57 George Blanda, 3 games

Most Completions, Game

36 Warren Moon, @ Buffalo, 1/3/93

32 Warren Moon, vs. Kansas City, 1/16/94

29 Warren Moon, vs. Pittsburgh, 12/31/89

COMPLETION PERCENTAGE

Highest Completion Percentage, Career (100 att)

65.5 Warren Moon, 9 games
62.7 **Ryan Tannehill**, 5 games
61.2 Dan Pastorini, 5 games
58.9 Steve McNair, 9 games

Highest Completion Percentage, Game (10 att)

80.0 Dan Pastorini, @ New England, 12/31/78 (12-15)
75.0 Warren Moon, @ Denver, 1/4/92 (27-36)

74.4 Warren Moon, vs. Kansas City, 1/16/94 (32-43)

PASSING YARDS

Most Yards Gained, Career

2,578 Warren Moon, 9 games
1,591 Steve McNair, 9 games
954 Dan Pastorini, 5 games
754 **Ryan Tannehill**, 5 games
722 George Blanda, 3 games

Most Yards Gained, Game

371 Warren Moon, @ Buffalo, 1/3/93
338 Steve McNair, vs. Pittsburgh, 1/11/03
325 Warren Moon, @ Denver, 1/4/92
315 Warren Moon, vs. Pittsburgh, 12/31/89

Most Games, 300 or More Yards Passing, Career

4 Warren Moon, 9 games

Most Consec. Games, 300 or More Yards Passing

3 Warren Moon, 1991-93

Longest Pass Completion

88t George Blanda (to Billy Cannon), vs. LA Chargers, 1/1/61
71t Dan Pastorini (to Ken Burrough), @ N.E., 12/31/78
55 Dan Pastorini (to Mike Barber), @ Miami, 12/24/78
49t Steve McNair (to Justin McCareins), @ Balt., 1/3/04

Highest Average Gain, Career (100 attempts)

8.22 Dan Pastorini, 5 games (116-954)
7.31 Warren Moon, 9 games (351-2578)
6.85 **Ryan Tannehill**, 5 games (110-754)
6.17 George Blanda, 3 games (117-722)

Highest Average Gain, Game (20 attempts)

10.55 Dan Pastorini, @ New England, 12/31/78
9.17 **Ryan Tannehill**, vs. Cincinnati, 1/22/22
9.03 Warren Moon, @ Denver, 1/4/92
8.53 Warren Moon, vs. Seattle, 1/3/88

TOUCHDOWN PASSES

Most Touchdown Passes, Career

15 Warren Moon, 9 games
7 **Ryan Tannehill**, 5 games
6 Steve McNair, 9 games
5 George Blanda, 3 games
4 Dan Pastorini, 5 games
4 Marcus Mariota, 5 games

Most Touchdown Passes, Game

4 Warren Moon, @ Buffalo, 1/3/93
3 George Blanda, vs. LA Chargers, 1/1/61
3 Dan Pastorini, @ New England, 12/31/78
3 Warren Moon, @ Denver, 1/4/92

Most Consecutive Games Touchdown Pass

5 **Ryan Tannehill**, 2019-21
4 Steve McNair, 2002-03
4 Warren Moon, 1991-93
3 George Blanda, 1960-62

3 Warren Moon, 1987-88

PASSES HAD INTERCEPTED

Lowest Percentage, Passes Had Intercepted, Career (100 attempts)

3.19 Steve McNair, 9 games (282-9)
3.42 Warren Moon, 9 games (351-12)
4.54 **Ryan Tannehill**, 5 games (110-5)
6.90 Dan Pastorini, 5 games (116-8)
8.54 George Blanda, 3 games (117-10)

Most Attempts Without Interception, Game

48 Warren Moon, vs. Pittsburgh, 12/31/89
37 Marcus Mariota, @ New England, 1/13/18
36 Steve McNair, vs. St. Louis, 1/30/99
36 Steve McNair, @ Oakland, 1/19/03
31 **Ryan Tannehill**, @ Kansas City, 1/19/20
29 Dan Pastorini, @ Miami, 12/24/78

Most Passes Had Intercepted, Career

12 Warren Moon, 9 games
10 George Blanda, 3 games
9 Steve McNair, 9 games
8 Dan Pastorini, 5 games
5 **Ryan Tannehill**, 5 games

Most Passes Had Intercepted, Game

5 George Blanda, @ San Diego, 12/25/61
5 George Blanda, vs. Dallas Texans, 12/23/62
5 Dan Pastorini, @ Pittsburgh, 1/7/79

INDIVIDUAL PLAYOFF RECORDS: RECEIVING

RECEPTIONS

Most Receptions, Career

60 Ernest Givins, 1987-93
41 Haywood Jeffires, 1988-93
38 Drew Hill, 1987-91
29 Derrick Mason, 1997-03

Most Receptions, Game

11 Ernest Givins, vs. Pittsburgh, 12/31/89
10 Frank Wycheck, vs. Pittsburgh, 1/11/03
10 Justin Gage, vs. Baltimore, 1/10/09
9 Drew Hill, vs. NY Jets, 12/29/91
9 Ernest Givins, @ Buffalo, 1/3/93
9 Haywood Jeffires, vs. Kansas City, 1/16/94

Most Consecutive Games, Pass Receptions

8 Haywood Jeffires, 1988-93
7 Frank Wycheck, 1999-2002
6 Ernest Givins, 1989-93
6 Derrick Mason, 1999-2003
Derrick Henry, 2017-20
Jonnu Smith, 2017-20

YARDS GAINED

Most Yards Gained, Career

774 Ernest Givins, 8 games

513 Drew Hill, 7 games
513 Haywood Jeffires, 7 games
312 Derrick Mason, 9 games

Most Yards Gained, Game

142 **A.J. Brown**, vs. Cincinnati, 1/22/22
136 Ernest Givins, vs. Pittsburgh, 12/31/89
135 Justin Gage, vs. Baltimore, 1/10/09
128 Billy Cannon, vs. L.A., 1/1/61
123 Frank Wycheck, vs. Pittsburgh, 1/11/03
117 Ernest Givins, @ Buffalo, 1/3/93

Most Games, 100 or More Receiving Yards, Career

3 Ernest Givins
1 Ken Burrough
1 Mike Barber
1 Frank Wycheck
1 **A.J. Brown**

Most Consecutive Games, 100 or More Receiving Yards

2 Ernest Givins

Longest Reception

88t Billy Cannon, vs. LA Chargers, 1/1/61
71t Ken Burrough, @ Miami, 12/24/78
55 Mike Barber, @ New England, 12/31/78

49t Justin McCareins, @ Baltimore, 1/3/04

AVERAGE GAIN

Highest Average Gain, Career (14 receptions)

22.1 Mike Barber, (14-309)
18.4 **A.J. Brown**, (16-289)
13.5 Drew Hill, (38-513)
12.9 Ernest Givins, (60-774)

Highest Average Gain, Game (5 receptions)

28.4 **A.J. Brown**, vs. Cincinnati, 1/22/22 (5-142)
18.6 Drew Hill, @ Denver, 1/10/88 (5-93)
18.5 Ernest Givins, @ Denver, 1/4/92 (6-111)
17.2 Ken Burrough, @ Miami, 12/24/78 (6-103)
14.2 Eric Decker, @ New England, 1/13/18 (6-85)
13.8 **A.J. Brown**, vs. Baltimore, 1/10/21 (6-83)

TOUCHDOWNS

Most Touchdowns, Career

8 Ernest Givins, 8 games
3 Haywood Jeffires, 7 games
3 Corey Davis, 6 games
2 Billy Cannon, 2 games

2 Mike Barber, 2 games
 2 Curtis Duncan, 5 games
 2 **Anthony Firkser**, 5 games
 2 **A.J. Brown**, 5 games

2 6 times, last by Corey Davis @ New England, 1/13/18

2 Billy Cannon, 1960-61
 2 Curtis Duncan, 1991-92
 2 Haywood Jeffries, 1991-92
 2 **A.J. Brown**, 2021-22

Most Touchdowns, Game**Most Consecutive Games with Touchdown Reception**

3 Ernest Givins, 1989-91

INDIVIDUAL PLAYOFF RECORDS: INTERCEPTIONS**INTERCEPTIONS****Most Interceptions, Career**

5 Vernon Perry, 4 games
 4 Mike Reinfeldt, 7 games
 3 Bubba McDowell, 6 games
 2 Samari Rolle, 9 games

Most Interceptions, Game

4* Vernon Perry, @ San Diego, 12/29/79
 2 Mike Reinfeldt, @ New England, 12/31/78
 2 Bubba McDowell, vs. NY Jets, 12/29/91

INT. RETURN YARDS**Most Yards Gained, Career**

90 Bubba McDowell, 6 games
 75 Vernon Perry, 4 games
 35 Mike Reinfeldt, 7 games

Most Yards Gained, Game

75t Vernon Perry, @ Pittsburgh, 1/6/80
 58t Bubba McDowell, @ Buffalo, 1/3/93
 32 Bubba McDowell, vs. NY Jets, 12/29/92

Longest Return

75t Vernon Perry, @ Pittsburgh, 1/6/80
 58t Bubba McDowell, @ Buffalo, 1/3/93
 31 Bubba McDowell, vs. NY Jets, 12/29/92

31 **Kevin Byard**, @ Baltimore, 1/11/20

INTERCEPTIONS FOR TDs**Most Touchdowns, Career**

1 Vernon Perry, 1980
 1 Bubba McDowell, 1993
 1 Logan Ryan, 2017-19

Most Touchdowns, Game

1 Vernon Perry, @ Pittsburgh, 1/6/80
 1 Bubba McDowell, @ Buffalo, 1/3/93
 1 Logan Ryan, @ New England, 1/4/20

* NFL Record

INDIVIDUAL PLAYOFF RECORDS: PUNTING**PUNTS****Most Punts, Career**

51 Craig Hentrich, 11 games
 34 **Brett Kern**, 7 games
 31 Cliff Parsley, 7 games
 27 Greg Montgomery, 8 games

Most Punts, Game

11 Jim Norton, @ Oakland, 12/31/67
 11 Ode Burrell, @ Oakland, 12/21/69
 7 Craig Hentrich, vs. Buffalo, 1/8/00
 7 **Brett Kern**, @ New England, 1/13/18
 6 Cliff Parsley, @ New England, 12/31/78
 6 Cliff Parsley, @ San Diego, 12/29/79
 6 Greg Montgomery, @ Cincinnati, 1/6/91
 6 Craig Hentrich, @ Baltimore, 1/3/04
 6 **Brett Kern**, @ New England, 1/4/20

6 **Brett Kern**, @ Baltimore, 1/11/20

PUNTING YARDS**Longest Punt**

66 Craig Hentrich, vs. Baltimore, 1/10/09
 63 Craig Hentrich, @ Baltimore, 1/3/04
 62 **Brett Kern**, @ New England, 1/13/18
 59 Greg Montgomery, vs. Kansas City, 1/6/94
 58 **Brett Kern**, @ New England, 1/4/20
 57 Ode Burrell, @ Oakland, 12/21/69
 57 Craig Hentrich, @ Indianapolis, 1/16/00
 57 **Brett Kern** @ Kansas City, 1/6/18

Highest Average Yardage, Career (10 punts)

46.2 **Brett Kern** (34-1570)
 42.6 Greg Montgomery (27-1149)

42.3 Ode Burrell (11-465)

Highest Average Yardage, Game (5 punts)

52.5 **Brett Kern**, @ Baltimore, 1/11/20 (6-315)
 52.0 Craig Hentrich, @ Indianapolis, 1/16/00, (5-260)
 48.6 Greg Montgomery, vs. Kansas City, 1/16/94 (5-243)
 45.8 **Brett Kern**, @ New England, 1/4/20 (6-275)
 45.6 **Brett Kern**, vs. Baltimore, 1/10/21 (5-228)
 45.1 **Brett Kern**, @ New England, 1/13/18 (7-316)
 44.7 Craig Hentrich, @ Baltimore, 1/3/04 (6-268)
 44.6 Greg Montgomery, @ Buffalo, 1/1/89 (5-223)

INDIVIDUAL PLAYOFF RECORDS: PUNT RETURNS**PUNT RETURNS****Most Punt Returns, Career**

21 Derrick Mason, 9 games
 9 Richard Ellender, 3 games
 5 Kenny Johnson, 2 games
 5 Robert Woods, 2 games

Most Punt Returns, Game

6 Derrick Mason, @ Baltimore, 1/3/04
 5 Derrick Mason, vs. Buffalo, 1/8/00
 5 Richard Ellender, @ Denver, 12/23/79
 4 Kenny Johnson, vs. Seattle, 1/3/88

PUNT RETURN YARDS**Most Yards Gained, Career**

173 Derrick Mason, 9 games

75 Richard Ellender, 3 games
 27 Kenny Johnson, 2 games
 27 Bobby Gordon, 1 game

Most Yards Gained, Game

70 Derrick Mason, @ Baltimore, 1/3/04
 49 Derrick Mason, @ Indianapolis, 1/16/00
 42 Richard Ellender, @ Denver, 12/23/79
 27 Bobby Gordon, vs. LA Chargers, 1/1/61
 27 Kenny Johnson, vs. Seattle, 1/3/88

Longest Return

27 Bobby Gordon, vs. LA Chargers, 1/1/61
 25 Richard Ellender, @ San Diego, 12/29/79

19 Derrick Mason, @ Indianapolis, 1/16/00
 19 Gerald McNeil, @ Cincinnati, 1/6/91

Highest Average Gain, Career (5 returns)

8.3 Richard Ellender (9-75)
 8.2 Derrick Mason (21-173)
 5.4 Kenny Johnson (5-27)

Highest Average Gain, Game (3 returns)

16.3 Derrick Mason, @ Indianapolis, 1/16/00 (3-49)
 11.7 Derrick Mason, @ Baltimore, 1/3/04 (6-70)
 8.5 Richard Ellender, @ Denver, 12/23/79 (5-42)
 6.8 Kenny Johnson, vs. Seattle, 1/3/88 (4-27)

INDIVIDUAL PLAYOFF RECORDS: KICKOFF RETURNS

KICKOFF RETURNS

Most Kickoff Returns, Career

17	Derrick Mason, 7 games
13	Allen Pinkett, 8 games
9	Bobby Jancik, 3 games
9	John Simon, 2 games
8	Justin McCareins, 4 games
7	Lorenzo White, 6 games

Most Kickoff Returns, Game

5	Derrick Mason, vs. St. Louis, 1/30/00
5	Bobby Jancik, vs. Dallas Texans, 12/23/62
5	John Simon, @ Oakland, 1/19/03
4	Adoree' Jackson, @ New England, 1/13/18

KICKOFF RETURN YARDS

Most Yards Gained, Career

492	Derrick Mason, 7 games
239	Bobby Jancik, 2 games
221	Allen Pinkett, 6 games

Most Yards Gained, Game

174	Derrick Mason, @ Jacksonville, 1/23/00
122	Derrick Mason, vs. St. Louis, 1/30/00
115	John Simon, @ Oakland, 1/19/03
100	Bobby Jancik, @ Oakland, 12/31/67
83	Adoree' Jackson, @ New England, 1/13/18

Longest Return

80t	Derrick Mason, @ Jacksonville, 1/23/00
-----	--

48	Bobby Jancik, vs. Dallas Texans, 12/23/62
47	Derrick Mason, @ Indianapolis, 1/16/00

Highest Average Gain, Career (5 returns)

28.9	Derrick Mason, 7 games
26.6	Bobby Jancik, 2 games
22.3	John Simon, 2 games
21.0	Adoree' Jackson, 6 games
20.8	Robert Woods, 3 games

Highest Average Gain, Game (3 returns)

43.5	Derrick Mason, @ Jacksonville, 1/23/00 (4-174)
31.3	Derrick Mason, vs. Buffalo, 1/8/2000 (3-94)
29.0	Zeke Moore @ Oakland 12/31/67 (3-87)

TEAM PLAYOFF RECORDS: SCORING

TEAM POINTS

Most Points in a Game

38	@ Buffalo, 1/3/93 (Buffalo 41, Oilers 38)
34	vs. Pittsburgh, 1/11/03 (Titans 34, Steelers 31, OT)
33	@ Jacksonville, 1/23/00 (Titans 33, Jac 14)
31	@ New England, 12/31/78 (Oilers 31, New England 14)

Most Points in a Game, Opponent

56	@ Oakland, 12/21/69 (Oakland 56, Oilers 7)
41	@ Buffalo, 1/3/93 (Buffalo 41, Oilers 38 OT)
41	@ Cincinnati, 1/6/91 (Cincinnati 41, Oilers 14)
41	@ Oakland, 1/19/03 (Raiders 41, Titans 24)

Fewest Points in a Game

5	@ Pittsburgh, 1/7/79 (Pittsburgh 34, Oilers 5)
6	@ San Diego, 1/6/08 (SD 17, Titans 6)
7	3 times, last @ Oakland, 12/28/80 (Oakland 27, Oilers 7)

Fewest Points in a Game, Opponent

3	@ San Diego, 12/24/61 (Oilers 10, San Diego 3)
7	vs. Denver, 12/23/79 (Oilers 13, Denver 7)
9	@ Miami, 12/24/78 (Oilers 17, Miami 9)

Most Decisive Win

19	@ Jacksonville, 1/23/00 (Titans 33, Jacksonville 14)
17	@ New England, 12/31/78 (Oilers 31, N.E. 14)
16	@ Baltimore, 1/11/20 (Titans 28, Baltimore 12)
8	@ Miami, 12/24/78 (Oilers 17, Miami 9)
8	vs. LA Chargers, 1/1/61 (Oilers 24, LA Chargers 16)

Most Decisive Loss

49	@ Oakland, 12/21/69 (Oakland 56, Oilers 7)
33	@ Oakland, 12/31/67 (Oakland 40, Oilers 7)
29	@ Pittsburgh, 1/7/79 (Pittsburgh 34, Oilers 5)
21	@ New England, 1/13/18 (Patriots 35, Titans 14)

Most Points in a Game, Both Teams

79	@ Buffalo, 1/3/93 (Buffalo 41, Oilers 38 OT)
65	@ Oakland, 1/19/03 (Raiders 41, Titans 24)
65	vs. Pittsburgh, 1/11/03 (Titans 34, Steelers 31)
63	@ Oakland, 12/21/69 (Oakland 56, Oilers 7)
55	@ Cincinnati, 1/6/91 (Cincinnati 41, Oilers 14)
49	@ New England, 1/13/18 (Patriots 35, Titans 14)

Most Points, Each Half

1st	28, @ Buffalo, 1/3/93
2nd	23, @ Jacksonville, 1/23/00

Most Points, Each Half, Opponent

1st	35, @ Oakland, 12/21/69
-----	-------------------------

2nd	35, @ Buffalo, 1/3/93
-----	-----------------------

Most Points, Each Quarter

1st	14, @ Denver, 1/4/92, vs. Pittsburgh, 1/11/03
2nd	21, @ Buffalo, 1/3/93
21,	@ New England, 12/31/78
3rd	16, @ Jacksonville, 1/23/00
4th	14, vs Pittsburgh, 12/31/89
OT	3, vs. Pittsburgh, 1/11/03

Most Points, Each Quarter, Opponent

1st	28 @ Oakland, 12/21/69
2nd	21, @ New England, 1/13/18
3rd	28, @ Buffalo, 1/3/93
4th	21, vs Kansas City, 1/16/94

TEAM TOUCHDOWNS

Most Touchdowns in a Game

5	@ Buffalo, 1/3/93
---	-------------------

Most Touchdowns in a Game, Opponent

8	@ Oakland, 12/21/69
---	---------------------

Most Touchdowns in a Game, Both Teams

10	@ Buffalo, 1/3/93 (Buffalo 5, Oilers 5)
----	---

Fewest Touchdowns in a Game, Both Teams

1	@ San Diego, 12/21/61 (Oilers 1, San Diego 0)
---	---

TEAM PLAYOFF RECORDS: FIRST DOWNS

Most First Downs in a Game

29	vs. Pittsburgh, 1/11/03
28	@ Oakland, 1/19/03
27	vs. St. Louis, 1/30/00
27	@ Buffalo, 1/3/93
27	vs. Seattle, 1/3/88

Most First Downs in a Game, Opponent

31	@ New England, 1/13/18
29	@ Baltimore, 1/11/20
26	@ Denver, 1/4/92
25	@ San Diego, 12/29/79
25	@ Oakland, 1/19/03
24	@ Cincinnati, 1/6/91

Most First Downs in a Game, Both Teams

53	@ Oakland, 1/19/03 (Titans 28, Raiders 25)
50	vs. St. Louis, 1/30/00 (Titans 27, St. Louis 23)
50	vs. Pittsburgh, 1/11/03 (Titans 29, Steelers 21)
49	@ Denver, 1/4/92 (Denver 26, Oilers 23)
46	@ Buffalo, 1/3/93 (Oilers 27, Buffalo 19)
46	@ New England, 1/13/18 (Patriots 35, Titans 14)

Fewest First Downs in a Game

10	@ Pittsburgh, 1/7/79
11	@ Pittsburgh, 1/6/80
11	@ Oakland, 12/31/67
12	vs. Baltimore, 1/10/21

Fewest First Downs in a Game, Opponent

6	vs. Baltimore, 1/7/01
9	vs. Baltimore, 1/10/09
11	vs. Seattle, 1/3/88
12	@ Oakland, 12/28/80

Fewest First Downs in a Game, Both Teams

28	@ Oakland, 12/31/67 (Oakland 18, Oilers 10)
28	@ Baltimore, 1/3/04 (Titans 16, Ravens 12)
29	vs. Baltimore, 1/7/01 (Titans 23, Ravens 6)
29	vs. Buffalo, 1/8/00 (Titans 16, Bills 13)
30	vs. Baltimore, 1/10/09 (Titans 21, Ravens 9)

Most First Downs in a Game, Rushing

13	@ New England, 1/4/20
12	vs. St. Louis, 1/30/00

Most First Downs in a Game, Rushing, Opponent

15	@ Cincinnati, 1/6/91
----	----------------------

Most First Downs in a Game, Rushing, Both Teams

19	@ Cincinnati, 1/6/91 (Cincinnati 15, Oilers 4)
19	@ New England, 1/4/20 (Tennessee 13, New England 6)
19	@ Baltimore, 1/11/20 (Tennessee 9, Baltimore 10)

Fewest First Downs in a Game, Rushing

1	@ Oakland, 12/21/69
	vs. Baltimore, 1/10/21
3	@ New England, 1/13/18

Fewest First Downs in a Game, Rushing, Opponent

1	@ Baltimore, 1/3/04
1	vs. St. Louis, 1/30/00
1	vs. Seattle, 1/3/88

Fewest First Downs in a Game, Rushing, Both Teams

6	@ Oakland, 12/21/69 (Oakland 5, Oilers 1)
---	---

Most First Downs in a Game, Passing

18	@ Buffalo, 1/3/93
18	vs. Pittsburgh, 12/31/89
18	vs. Seattle, 1/3/88
18	vs. Pittsburgh, 1/11/03

Most First Downs in a Game, Passing, Opponent

20	@ New England, 1/13/18
18	vs. St. Louis, 1/30/00
18	@ Baltimore, 1/11/20
17	@ San Diego, 12/29/79

Most First Downs in a Game, Passing, Both Teams

31	vs. St. Louis, 1/30/00 (St. Louis 18, Titans 13)
----	--

31	@ Buffalo, 1/3/93 (Oilers 18, Buffalo 13)
----	---

31	@ New England, 1/13/18 (Patriots 20, Titans 11)
----	---

Fewest First Downs in a Game, Passing

3	@ Pittsburgh, 1/7/79
---	----------------------

Fewest First Downs in a Game, Passing, Opponent

4	vs. Baltimore, 1/7/01
5	vs. Dallas Texans, 12/23/62
5	vs. Baltimore, 1/10/09

Fewest First Downs in a Game, Passing, Both Teams

11	vs. Buffalo, 1/8/00 (Buffalo 6, Titans 5)
11	@ Oakland, 12/31/67 (Oakland 6, Oilers 5)

Most First Downs in a Game, Penalty

7	@ Oakland, 1/19/03
4	@ San Diego, 12/24/61

Most First Downs in a Game, Penalty, Opponent

5	vs. Pittsburgh, 1/11/03
4	vs. St. Louis, 1/30/00
4	@ Cleveland, 12/24/88
4	vs. Dallas Texans, 12/23/62

Most First Downs in a Game, Penalty, Both Teams

10	@ Oakland, 1/19/03 (Titans 7, Raiders 3)
6	vs. St. Louis, 1/30/00 (St. Louis 4, Titans 2)
6	vs. Pittsburgh, 1/11/03 (Steelers 5, Titans 1)
5	@ Buffalo, 1/1/89 (Buffalo 3, Oilers 2)
5	@ San Diego, 12/23/61 (Oilers 4, San Diego 1)

Fewest First Downs in a Game, Penalty, Both Teams

0	vs. Seattle, 1/3/88
0	@ Baltimore, 1/3/04
0	vs. Cincinnati, 1/22/22

TEAM PLAYOFF RECORDS: NET YARDS GAINED RUSHING AND PASSING

Most Yards Gained in a Game

437	vs. Seattle, 1/3/88
430	vs. Pittsburgh, 1/11/03
429	@ Buffalo, 1/3/93
422	@ Denver, 1/4/92

Most Yards Gained in a Game, Opponent

530	@ Baltimore, 1/11/20
438	@ New England, 1/13/18
436	vs. St. Louis, 1/30/00
418	@ Denver, 1/4/92
412	@ Oakland, 12/21/69

Most Yards Gained in a Game, Both Teams

840	@ Denver, 1/4/92
830	@ Baltimore, 1/11/20
803	vs. St. Louis, 1/30/00

795	@ Buffalo, 1/3/93
-----	-------------------

Fewest Yards Gained in a Game

142	@ Pittsburgh, 1/7/79
146	@ Oakland, 12/31/67
197	@ Oakland, 12/21/69

Fewest Yards Gained in a Game, Opponent

134	vs. Baltimore, 1/7/01
209	@ Miami, 12/24/78
211	vs. Baltimore, 1/10/09
216	vs. Denver, 12/23/79

Fewest Yards Gained in a Game, Both Teams

413	vs. Buffalo, 1/8/00
451	vs. Baltimore, 1/7/01
498	vs. Denver, 12/23/79

510	@ Oakland, 12/31/67
-----	---------------------

TEAM PLAYOFF RECORDS: RUSHING

TEAM RUSHING ATTEMPTS

Most Rushing Attempts in a Game

54	@ New England, 12/31/78
50	vs. Seattle, 1/3/88
45	@ Miami, 12/24/78

Most Rushing Attempts in a Game, Opponent

54	vs. Dallas Texans, 12/23/62
48	@ Oakland, 12/31/67
47	@ Pittsburgh, 1/7/79

Fewest Rushing Attempts in a Game

13	@ Cincinnati, 1/6/91
16	@ New England, 1/13/18
19	@ Denver, 1/4/92
19	@ Oakland, 12/21/69

Fewest Rushing Attempts in a Game, Opponent

11	vs. Seattle, 1/3/88
13	vs. St. Louis, 1/30/00
16	@ Baltimore, 1/3/04
16	@ Kansas City, 1/6/18
17	@ Oakland, 1/19/03
18	vs. Cincinnati, 1/22/22

TEAM RUSHING YARDS

Most Yards Gained in a Game Rushing

217	@ Baltimore, 1/11/20
202	@ Kansas City, 1/6/18
201	@ New England, 1/4/20
197	@ Indianapolis, 1/16/00
178	vs. Seattle, 1/3/88

TEAM PASSING ATTEMPTS

Most Passes Attempted in a Game

50	@ Buffalo, 1/3/93
47	vs. Baltimore, 1/7/01
46	@ Oakland, 12/21/69
46	vs. Dallas Texans, 12/23/62

Most Passes Attempted in a Game, Opponent

59	@ Baltimore, 1/11/20
53	@ New England, 1/13/18
47	@ San Diego, 12/29/79
45	vs. St. Louis, 1/30/00
43	@ Indianapolis, 1/16/00

Most Passes Attempted in a Game, Both Teams

90	@ New England, 1/13/18 (Patriots 53, Titans 37)
87	vs. Pittsburgh, 1/11/03 (Titans 45, Steelers 42)
84	@ Buffalo, 1/3/93 (Oilers 50, Buffalo 34)
81	vs. St. Louis, 1/30/00 (St. Louis 45, Titans 36)
81	vs. Kansas City, 1/16/94 (Oilers 43, K.C. 38)
81	vs. Pittsburgh, 12/31/89 (Oilers 48, Pitt 33)

Fewest Passes Attempted in a Game

15	@ Baltimore, 1/11/20
----	----------------------

177	@ Jacksonville, 1/23/00
165	@ Baltimore, 1/3/04

Most Yards Gained in a Game Rushing, Opponent

263	@ Oakland, 12/31/67
236	vs. Baltimore, 1/10/21
199	vs. Dallas Texans, 12/23/62
187	@ Cincinnati, 1/6/91

Most Yards Gained in a Game Rushing, Both Teams

402	@ Baltimore, 1/11/20 (Titans 217, Ravens 185)
321	@ Jacksonville, 1/23/00 (Titans 177, Jaguars 144)
301	@ Oakland, 12/31/67 (Oakland 263, Oilers 38)
299	@ New England, 1/4/20 (Tennessee 201, New England 98)
297	vs. Dallas Texans, 12/23/62 (Dallas 199, Oilers 98)

Fewest Yards Gained in a Game Rushing

24	@ Pittsburgh, 1/6/80
28	@ Oakland, 12/21/69
38	@ Oakland, 12/31/67
51	vs. Baltimore, 1/10/21
65	@ New England, 1/13/18

Fewest Yards Gained in a Game Rushing, Opponent

29	vs. St. Louis, 1/30/00
29	vs. Seattle, 1/3/88
49	vs. Baltimore, 1/7/01
50	vs. Baltimore, 1/10/09

54	@ Baltimore, 1/3/04
61	@ Denver, 1/10/88
65	vs. Cincinnati, 1/22/22

Fewest Yards Gained in a Game Rushing, Both Teams

110	vs. Kansas City, 1/16/94 (K.C. 71, Oilers 39)
134	@ Denver, 1/10/88 (Oilers 73, Denver 61)
138	@ Oakland, 12/21/69 (Oakland 37, Oilers 19)

Highest Average Gain in a Game

6.5	@ Kansas City, 1/6/18
6.0	@ Indianapolis, 1/16/00
5.9	@ Baltimore, 1/11/20
5.2	@ Cincinnati, 1/6/91
5.2	vs. Cincinnati, 1/22/22

Highest Average Gain in a Game, Opponent

6.7	vs. Baltimore, 1/10/21
6.4	@ Baltimore, 1/11/20
6.3	vs. Jacksonville, 1/23/00
5.9	vs. Pittsburgh, 12/31/89

Lowest Average Gain in a Game

1.1	@ Pittsburgh, 1/6/80
-----	----------------------

Lowest Average Gain in a Game, Opponent

1.7	vs. Baltimore, 1/10/09
2.1	vs. Baltimore, 1/7/01
2.1	@ Denver, 1/10/88
2.1	@ San Diego, 1/6/08

TEAM PLAYOFF RECORDS: PASSING

TEAM PASSING ATTEMPTS

15	@ New England, 12/31/78
16	@ New England, 1/4/20
19	@ San Diego, 12/29/79
22	vs. Denver, 12/23/79
23	@ Baltimore, 1/3/04

Fewest Passes Attempted in a Game, Opponent

14	vs. Dallas Texans, 12/23/62
17	vs. Baltimore, 1/7/01
19	@ Pittsburgh, 1/7/79
22	@ Oakland, 12/21/69
22	vs. Baltimore, 1/10/09

Fewest Passes Attempted in a Game, Both Teams

45	@ Pittsburgh, 1/7/79 (Oilers 26, Pittsburgh 19)
46	vs. Buffalo, 1/8/00 (Titans 24, Buffalo 22)
49	vs. Denver, 12/23/79 (Denver 27, Oilers 22)
50	vs. Baltimore, 1/10/21 (Titans 26, Baltimore 24)

TEAM PASS COMPLETIONS

Most Passes Completed in a Game

36	@ Buffalo, 1/3/93
32	vs. Kansas City, 1/16/94
29	vs. Pittsburgh, 12/31/89

Most Passes Completed in a Game, Opponent

35	@ New England, 1/13/18
31	@ Baltimore, 1/11/20
29	@ Oakland, 1/19/03
28	vs. Cincinnati, 1/22/22
25	@ San Diego, 12/29/79
24	vs. St. Louis, 1/30/00
24	@ Kansas City, 1/6/18

Most Passes Completed in a Game, Both Teams

57	@ Buffalo, 1/3/93 (Oilers 36, Buffalo 21)
57	@ New England, 1/13/18 (Patriots 35, Mariota 22)
54	vs. Kansas City, 1/16/94 (Oilers 32, K.C. 22)
50	@ Oakland, 1/19/03 (Raiders 29, Titans 21)
49	vs. NY Jets, 12/29/91 (Oilers 28, NY Jets 21)

Fewest Passes Completed in a Game

7	@ Baltimore, 1/11/20
9	@ New England, 1/4/20
10	@ San Diego, 12/29/79
10	vs. Denver, 12/23/79
12	2 times, last @ Pittsburgh, 1/7/79

Fewest Passes Completed in a Game, Opponent

5	vs. Baltimore, 1/7/01
8	@ Oakland, 12/28/80

9	vs. Dallas Texans, 12/23/62
10	vs. Buffalo, 1/8/00
10	@ Oakland, 12/31/67

Fewest Passes Completed in a Game, Both Teams

23	vs. Buffalo, 1/8/00 (Titans 13, Buffalo 10)
23	@ Oakland, 12/28/80 (Oilers 15, Oakland 8)
23	@ Pittsburgh, 1/7/79 (Oilers 12, Pittsburgh 11)
24	vs. Denver, 12/23/79 (Denver 14, Oilers 10)

Highest Completion Percentage in a Game (20 attempts)

75.0	@ Denver, 1/4/92
------	------------------

Highest Completion Percentage in a Game, Opponent (20 att.)

75.7	vs. Cincinnati, 1/22/22
72.7	@ Kansas City, 1/6/18
70.8	vs. Baltimore, 1/10/21

70.7	@ Oakland, 1/19/03
------	--------------------

Lowest Completion Percentage in a Game (20 attempts)

39.1	@ Oakland, 12/21/69
------	---------------------

Lowest Completion Percentage in a Game, Opponent (20 att.)

34.5	@ Oakland, 12/28/80
------	---------------------

TEAM PASSING YARDS**Most Yards Gained in a Game, Passing**

347	@ Buffalo, 1/3/93
338	@ Pittsburgh, 1/11/03
325	vs. Denver, 1/4/92
315	vs. Pittsburgh, 12/31/89

Most Yards Gained in a Game, Passing, Opponent

407	vs. St. Louis, 1/30/00
349	@ San Diego, 12/29/79
345	@ Baltimore, 1/11/20
337	@ New England, 1/13/18

317	vs. Denver, 12/23/79
-----	----------------------

Fewest Yards Gained in a Game, Passing

55	vs. Buffalo, 1/8/00
70	@ Pittsburgh, 1/7/79
71	@ New England, 1/4/20
83	@ Baltimore, 1/11/20
108	@ Oakland, 12/31/67

Fewest Yards Gained in a Game, Passing, Opponent

38	vs. Dallas Texans, 12/23/62
96	vs. Buffalo, 1/8/00
101	@ Oakland, 12/31/67

Fewest Yards Gained in a Game, Passing, Both Teams

151	vs. Buffalo, 1/8/00 (Buffalo 96, Titans 55)
209	@ Oakland, 12/31/67 (Oilers 108, Oakland 101)
251	vs. Denver, 12/23/79 (Oilers 147, Denver 104)

TEAM PLAYOFF RECORDS: SACKS**Most Sacks in a Game**

9	vs. Cincinnati, 1/22/22
6	vs. Denver, 12/23/79
6	vs. Dallas Texans, 12/23/62
6	@ San Diego, 12/24/61
6	vs. Buffalo, 1/8/00
5	vs. Baltimore, 1/10/21
4	(Three times, last at Baltimore, 1/11/20)

Most Sacks in a Game, Opponent

9	vs. Kansas City, 1/16/94
8	@ New England, 1/13/18
7	@ Oakland, 12/28/80
6	@ Oakland, 12/21/69

Most Sacks in a Game, Both Teams

11	vs. Kansas City, 1/16/94 (Oilers 9, Kansas City 2)
10	@ San Diego, 12/24/61 (Oilers 6, San Diego 4)

10	vs. Cincinnati, 1/22/22 (Titans 9, Cincinnati 1)
7	@ Pittsburgh, 1/7/79 (Oilers 5, Pittsburgh 2)
6	@ Kansas City, 1/6/18 (Titans 4, Kansas City 2)
6	vs. Baltimore, 1/10/21 (Titans 5, Baltimore 1)

Fewest Sacks in a Game, Both Teams

0	@ Denver, 1/4/92
---	------------------

TEAM PLAYOFF RECORDS: PUNTING**PUNTS****Most Punts in a Game**

11	@ Oakland, 12/21/69
11	@ Oakland, 12/31/67
9	@ Oakland, 12/28/80

Most Punts in a Game, Opponent

9	@ Oakland, 12/28/80
8	vs. Baltimore, 1/10/09
8	@ Baltimore, 1/3/04
8	vs. Baltimore, 1/7/01
8	vs. Buffalo, 1/8/00
8	vs. Dallas Texans, 12/23/62
7	@ Indianapolis, 1/16/00
7	vs. Seattle, 1/3/88

Most Punts in a Game, Both Teams

18	@ Oakland, 12/28/80 (Oilers 9, Oakland 9)
16	@ Oakland, 12/21/69 (Oilers 11, Oakland 5)
15	vs. Buffalo, 1/8/00 (Buffalo 8, Titans 7)

15	@ Oakland, 12/31/67 (Oilers 11, Oakland 4)
14	@ Baltimore, 1/3/04 (Titans 6, Ravens 8)

45.3	@ Jacksonville, 1/23/00
45.2	vs. Denver, 12/23/79

TEAM PUNTING AVERAGE**Highest Average Distance in a Game (minimum 4 Punts)**

53.3	vs. Baltimore, 1/10/09
52.5	@ Baltimore, 1/11/20
52.0	@ Indianapolis, 1/16/00
45.8	@ New England, 1/4/20
45.6	vs. Baltimore, 1/10/21
45.1	@ New England, 1/13/18
44.3	@ Baltimore, 1/3/04
44.0	@ Oakland, 12/28/80

Highest Average Distance in a Game, Opponent (minimum 4 punts)

50.0	@ Kansas City, 1/6/18
48.8	@ Baltimore, 1/3/04
48.6	@ Indianapolis, 1/16/00
46.0	@ New England, 1/4/20

TEAM PLAYOFF RECORDS: INTERCEPTIONS

Most Interceptions in a Game

- 6 @ San Diego, 12/24/61
- 5 @ Pittsburgh, 1/7/79
- 5 vs. Dallas Texans, 12/23/62

Most Interceptions in a Game, Opponent

- 5 @ San Diego, 12/29/79
- 4 @ San Diego, 12/24/61
- 3 6 times, last vs. Cincinnati, 1/22/22

Most Interceptions in a Game, Both Teams

- 10 @ San Diego, 12/24/61 (Oilers 6, San Diego 4)
- 7 @ Pittsburgh, 1/7/79 (Oilers 5, Pittsburgh 2)
- 6 2 times, last @ San Diego, 12/29/79 (San Diego 5, Oilers 1)
- 5 @ Baltimore, 1/3/04 (Titans 3, Ravens 2)

Fewest Interceptions in a Game

- 0 Eleven times, last @ New England, 1/13/18

Fewest Interceptions in a Game, Opponents

- 0 11 times, last @ Baltimore, 1/11/20

Fewest Interceptions in a Game, Both Teams

- 0 Five times, last @ New England 1/13/18
- 1 7 times, last @ Kansas City, 1/6/18

TEAM PLAYOFF RECORDS: FUMBLES

TEAM FUMBLES

Most Fumbles in a Game

- 7 vs. Kansas City, 1/16/94
- 6 @ Pittsburgh, 1/7/79
- 5 Four times, last vs. Baltimore, 1/10/09

Most Fumbles in a Game, Opponent

- 6 @ Pittsburgh, 1/7/79
- 5 @ Jacksonville, 1/23/00
- 3 @ Denver, 1/4/92
- 3 @ Oakland, 12/21/69
- 3 @ Oakland, 1/19/03

Most Fumbles in a Game, Both Teams

- 12 @ Pittsburgh, 1/7/79 (Oilers 6, Pittsburgh 6)

- 10 @ Jacksonville, 1/23/00 (Titans 5, Jacksonville 5)
- 7 vs. Baltimore, 1/10/09 (Titans 5, Baltimore 2)
- 7 vs. Kansas City, 1/16/94 (Oilers 7, Kansas City 0)
- 7 vs. San Diego, 12/24/61 (Oilers 5, San Diego 2)

- 2 @ Miami, 12/24/78
- 2 vs. San Diego, 12/24/61

Most Fumbles Lost in a Game, Both Teams

- 7 @ Pittsburgh, 1/7/79 (Oilers 4, Pittsburgh 3)
- 7 @ Jacksonville, 1/23/00 (Jacksonville 4, Titans 3)
- 3 6 times, last @ Oakland, 1/19/03

TEAM FUMBLES LOST

Most Fumbles Lost in a Game

- 4 @ Pittsburgh, 1/7/79
- 3 @ Jacksonville, 1/23/00
- 2 9 times, last vs. Baltimore, 1/10/09

Most Fumbles Lost in a Game, Opponent

- 4 @ Jacksonville, 1/23/00
- 3 @ Pittsburgh, 1/7/79

TEAM PLAYOFF RECORDS: PENALTIES

PENALTIES

Most Penalties in a Game

- 13 @ Denver, 1/4/92
- 12 vs. Baltimore, 1/10/09
- 11 @ Cleveland, 12/24/88
- 10 @ New England, 1/13/18

Most Penalties in a Game, Opponent

- 14 @ Oakland, 12/28/80
- 14 @ Oakland, 1/19/03
- 10 vs. Buffalo, 1/8/00
- 10 @ San Diego, 12/24/61

Most Penalties in a Game, Both Teams

- 22 @ Oakland, 12/28/80 (Oakland 14, Oilers 8)
- 21 @ Oakland, 1/19/03 (Oakland 14, Titans 7)
- 20 @ Cleveland, 12/24/88 (Oilers 11, Cleveland 9)
- 20 vs. Baltimore, 1/10/09 (Titans 12, Baltimore 8)

Fewest Penalties in a Game

- 2 vs. Cincinnati, 1/22/22
- 2 vs. Baltimore, 1/10/21
- 2 vs. Buffalo, 1/8/00
- 2 @ Pittsburgh, 1/6/80
- 2 vs. Denver, 12/23/79
- 2 @ New England, 12/31/78

Fewest Penalties in a Game, Opponent

- 1 @ Miami, 12/24/78
- 2 @ New England, 1/10/04
- 3 @ New England, 1/4/20
- 3 vs. Seattle, 1/3/88
- 3 vs. LA Chargers, 1/1/61

Fewest Penalties in a Game, Both Teams

- 6 @ Miami, 12/24/78 (Oilers 5, Miami 1)
- 7 4 times, last vs. Baltimore, 1/10/21 (Titans 2, Baltimore 5)

YARDS PENALIZED

Most Yards Penalized in a Game

- 118 @ Cleveland, 12/24/88
- 92 vs. Pittsburgh, 1/11/03
- 89 vs. Baltimore, 1/10/09
- 85 @ Denver, 1/4/92

Most Yards Penalized in a Game, Opponent

- 127 @ Oakland, 1/19/03
- 106 @ San Diego, 12/24/61
- 100 @ Jacksonville, 1/23/00
- 92 @ New England, 12/24/78

Most Yards Penalized in a Game, Both Teams

- 193 @ Cleveland, 12/24/88 (Oilers 118, Cleveland 75)
- 187 @ Oakland, 1/19/03 (Raiders 127, Titans 60)
- 174 @ San Diego, 12/24/61 (San Diego 106, Oilers 68)
- 155 2 times, last @ Denver, 1/4/92 (Oilers 85, Den. 70)

Fewest Yards Penalized in a Game

10	vs. Baltimore, 1/10/21
10	@ Pittsburgh, 1/6/80
12	vs. Buffalo, 1/8/00
15	vs. Cincinnati, 1/22/22
19	vs. Denver, 12/23/79

Fewest Yards Penalized in a Game, Opponent

5	@ Miami, 12/24/78
14	@ New England, 1/10/04
15	vs. LA Chargers, 1/1/61
20	vs. Seattle, 1/3/88

Fewest Yards Penalized in a Game, Both

Teams	
42	@ Miami, 12/24/78 (Oilers 37, Miami 5)
44	@ Pittsburgh, 1/6/80 (Pittsburgh 34, Oilers 10)
45	vs. Seattle, 1/3/88 (Oilers 25, Seattle 20)

BIG DAYS/PLAYOFFS (300 YDS PASSING, 100 YDS RUSHING, 100 YDS RECEIVING)**PASSING**

371	Warren Moon @ Buffalo	Jan. 3, 1993	(36 of 50)
338	Steve McNair vs. Pittsburgh	Jan. 11, 2003	(27 of 44)
325	Warren Moon @ Denver	Jan. 4, 1992	(27 of 36)
315	Warren Moon vs. Pittsburgh	Dec. 31, 1989	(29 of 48)
306	Dan Pastorini @ Miami	Dec. 24, 1978	(20 of 29)
306	Warren Moon vs. Kansas City	Jan. 16, 1994	(32 of 43)
301	George Blanda vs. Los Angeles	Jan. 1, 1961	(16 of 32)

RUSHING

195	Derrick Henry @ Baltimore	Jan. 11, 2020	(30 carries)
182	Derrick Henry @ New England	Jan. 4, 2020	(34 carries)
162	Eddie George @ Indianapolis	Jan. 16, 2000	(26 carries)
156	Derrick Henry @ Kansas City	Jan. 6, 2018	(23 carries)
118	Earl Campbell @ New England	Dec. 31, 1978	(27 carries)
106	Eddie George vs. Buffalo	Jan. 8, 2000	(29 carries)

RECEIVING

142	A.J. Brown vs. Cincinnati	Jan. 22, 2022	(5 receptions)
136	Ernest Givins vs. Pittsburgh	Dec. 31, 1989	(11 receptions)
135	Justin Gage vs. Baltimore	Jan. 10, 2009	(10 receptions)
128	Billy Cannon vs. Los Angeles	Jan. 1, 1961	(3 receptions)
123	Frank Wycheck vs. Pittsburgh	Jan. 11, 2003	(10 receptions)
117	Ernest Givins @ Buffalo	Jan. 3, 1993	(9 receptions)
112	Mike Barber @ Miami	Dec. 24, 1978	(4 receptions)
111	Ernest Givins @ Denver	Jan. 4, 1992	(6 receptions)
103	Ken Burrough @ Miami	Dec. 24, 1978	(6 receptions)

CAREER 300-YARD PASSING PLAYOFF GAMES

No.	Player	W-L
4	Warren Moon	0-4
1	George Blanda	1-0
1	Dan Pastorini	1-0
1	Steve McNair	1-0

CAREER 100-YARD RUSHING PLAYOFF GAMES

No.	Player	W-L
3	Derrick Henry	3-0
2	Eddie George	2-0
1	Earl Campbell	1-0

CAREER 100-YARD RECEIVING PLAYOFF GAMES

No.	Player	W-L
3	Ernest Givins	0-3
1	Mike Barber	1-0
1	A.J. Brown	0-1
1	Ken Burrough	1-0
1	Billy Cannon	1-0
1	Justin Gage	0-1
1	Frank Wycheck	1-0

PLAYOFF GAME SUMMARIES

AFL CHAMPIONSHIP GAME – 1960
Houston 24, Los Angeles Chargers 16
 January 1, 1961 • Jeppesen Stadium

One sensational play by rookie halfback Billy Cannon, the previous season's Heisman Trophy winner, was the difference, as the Houston Oilers defeated the Los Angeles Chargers 24-16 in the first AFL Championship game. The Chargers took the early lead on two field goals by Ben Agajanian, but QB George Blanda brought the Oilers back, throwing a 17-yard touchdown pass to Dave Smith and kicking an 18-yard field goal, which put Houston ahead 10-9 at halftime. The teams exchanged touchdowns in the third quarter, with Blanda throwing a seven-yard scoring pass to Bill Groman and Chargers halfback Paul Lowe pounding over from the 2. Protecting a one-point lead in the fourth quarter and facing a third-and-nine at the Houston 12, Blanda threw a short pass to Cannon, who broke a tackle and outran the Chargers' secondary to complete an 88-yard scoring play. In the final minute of the game, the Chargers drove down the field, reaching the Houston 22. However, the Oilers held on fourth down for the title.

Los Angeles	6	3	7	0	16
Houston	0	10	7	7	24

TEAM	SCORING PLAY	QTR-INTO
Chargers	Agajanian 38 yd. field goal	1-10:58
Chargers	Agajanian 22 yd. field goal	1-6:44
Oilers	Smith 17 yd. pass from Blanda (Blanda kick)	2-11:09
Oilers	Blanda 18 yd. field goal	2-5:15
Chargers	Agajanian 27 yd. field goal	2-0:09
Oilers	Groman 7 yd. pass from Blanda (Blanda kick)	3-N/A
Chargers	Lowe 2 yd. run (Agajanian, kick)	3-N/A
Oilers	Cannon 88 yd. pass from Blanda (Blanda kick)	4-N/A

Missed FG: N/A
 Attendance: 32,183

	Chargers	Oilers
First downs	21	17
Total yards	333	401
Rushing yards	162	100
Passing yards	171	301
Passes-comp.-Int.	41-21-2	32-16-0
Punts-avg.	4-41.0	5-34.0
Punt return yards	2-42	0-0
Kickoff return yards	5-123	5-128
Fumbles-lost	2-0	0-0
Penalties-yards	3-15	4-54

RUSHING									
OILERS	Att	Yds	Lg	TD	CHARGERS	Att	Yds	Lg	TD
Cannon	18	50	NA	0	Lowe	21	165	NA	1
Smith	19	45	NA	0	Kemp	6	19	NA	0
Hall	3	5	NA	0	Ferguson	4	14	NA	0
					Ford	2	5	NA	0
TOTALS	40	100	NA	0	TOTALS	35	162	NA	1

PASSING									
OILERS	Att	Cmp	Yds	TD-I	CHARGERS	Att	Cmp	Yds	TD-I
Blanda	31	16	301	3-0	Kemp	41	21	171	0-2
Cannon	1	0	0	0-0					
TOTALS	32	16	301	3-0	TOTALS	41	21	171	0-2

RECEIVING									
OILERS	Rec	Yds	Lg	TD	CHARGERS	Rec	Yds	Lg	TD
Smith	5	52	NA	1	Norton	6	55	NA	0
Cannon	3	128	NA	1	Lowe	3	35	NA	0
Carson	1	13	NA	0	Womble	6	23	NA	0
Hennigan	4	71	NA	0	Kocourek	3	57	NA	0
Groman	3	37	NA	1	Ferguson	2	29	NA	0
					Flowers	1	6	NA	0
TOTALS	16	301	NA	3	TOTALS	21	171	NA	0

AFL CHAMPIONSHIP GAME – 1961
Houston 10, San Diego Chargers 3
 Dec. 24, 1961 • Balboa Stadium

The Houston Oilers defeated the San Diego Chargers 10-3 to win their second consecutive AFL title. In a game marked by turnovers, Houston had seven and San Diego six. The only score of the first half came on a 46-yard field goal by George Blanda, which followed a nine-yard San Diego punt. In the third quarter, the Oilers put together the only sustained drive of the game, moving 80 yards. With a third-and-five at the San Diego 35, Blanda rolled to his right and found Billy Cannon open at the 17. Cannon jumped to make the catch, shrugged off a would-be tackler, and motored into the end zone for a touchdown that put Houston up 10-0. The Chargers scored early in the fourth quarter on a 12-yard field goal by George Blair, but they could not get on the scoreboard again.

San Diego	0	0	0	3	3
Houston	0	3	7	0	10

TEAM	SCORING PLAY	QTR
Oilers	Blanda 46 yd. field goal	2
Oilers	Cannon 35 yd. pass from Blanda (Blanda kick)	3
Chargers	Blair 12 yd. field goal	4

Missed FG: N/A
 Attendance: 29,556

	Chargers	Oilers
First downs	15	18
Total yards	482	416
Rushing yards	79	96
Passing yards	177	160
Passes-comp.-Int.	31-17-4	41-18-6
Punts-avg.	6-33.3	4-41.5
Punt return yards	1-16	0-0
Kickoff return yards	2-50	0-0
Fumbles-lost	2-2	5-1
Penalties-yards	10-106	5-68
Field goals made-att	1-1	1-1

RUSHING											
OILERS	Att	Yds	Lg	TD	CHARGERS	Att	Yds	Lg	TD		
Cannon	15	48	22	0	Lincoln	3	7	4	0		
Tolar	16	52	20	0	Lowe	5	30	12	0		
Blanda	2	4	1	0	Roberson	8	37	23	0		
					Kemp	4	5	17	0		
TOTALS	33	96	22	0	TOTALS	20	79	23	0		

PASSING											
OILERS	Att	Cmp	Yds	TD-I	CHARGERS	Att	Cmp	Yds	TD-I		
Blanda	40	18	160	1-5	Kemp	32	17	226	0-4		
Groman	1	0	0	0-1							
TOTALS	41	18	160	1-6	TOTALS	32	17	226	0-4		

RECEIVING											
OILERS	Rec	Yds	Lg	TD	CHARGERS	Rec	Yds	Lg	TD		
Cannon	5	53	35	1	Lincoln	1	3	3	0		
Tolar	2	2	8	0	Roberson	1	11	11	0		
Groman	3	32	19	0	Kocourek	7	123	40	0		
Hennigan	5	43	14	0	Norton	3	48	28	0		
Dewveall	2	10	11	0	Flowers	2	17	9	0		
McLeod	1	20	20	0	Scarpitto	1	9	9	0		
					Hayes	1	5	5	0		
TOTALS	18	160	35	1	TOTALS	17	226	40	0		

* Some game summaries in this section from *Total Football* and *NFL Record & Fact Book*.

PLAYOFF GAME SUMMARIES

AFL CHAMPIONSHIP GAME – 1962
Dallas 20, Houston 17 (2 OT)
Dec. 23, 1962 • Jeppesen Stadium

In what was at the time the longest game in the history of professional football, the Dallas Texans dethroned the two-time defending AFL champion Houston Oilers when Tommy Brooker kicked a 25-yard field goal after 2:54 of the sixth quarter, or 17:54 of sudden-death overtime. The Texans led 17-0 after two quarters, but the Oilers, tied it up with 17 second-half points. The overtime started with a potentially damaging gaffe by Dallas captain Abner Haynes, who had already scored twice, but who won the toss and then elected to 'kick to the clock'. What Haynes wanted was the strong wind behind his team, but, by saying kick first, it gave the Oilers the chance to decide which end to take, and they, needless to say, chose to have the wind behind them. As it turned out, it didn't matter. After an interception near the end of the first overtime period, the Texans took over. Two big plays by fullback Jack Spikes put the ball at the Houston 19, and, on fourth-and-nine, Brooker ended the contest.

Dallas 3	14	0	0	0	3	20
Houston 0	0	7	10	0	0	17

TEAM	SCORING PLAY	QTR-INTO
Dallas	Brooker 16 yd. field goal	1-4:21
Dallas	Haynes 28 yd. pass from Dawson (Brooker kick)	2-14:31
Dallas	Haynes 2 yd. run (Brooker, kick)	2-3:31
Houston	Dewveall 15 yd. pass from Blanda (Blanda kick)	3-11:51
Houston	Blanda 31 yd. field goal	4-11:09
Houston	Tolar 1 yd. run (Blanda kick)	4-5:51
Dallas	Brooker 25 yd. field goal	6-12:05

Attendance: 37,081

	Texans	Oilers
First downs	19	21
Total yards	287	359
Rushing yards	199	98
Passing yards	88	261
Passes-comp.-Int.	14-9-0	46-23-5
Punts-avg.	8-31.2	3-39.3
Punt return yards	1-0	1-0
Kickoff return yards	4-86	5-139
Fumbles-lost	1-1	1-1
Penalties-yards	10-73	5-47
Field goals made-att	2-1	0-0

RUSHING									
OILERS	Att	Yds	Lg	TD	TEXANS	Att	Yds	Lg	TD
Tolar	17	58	12	1	Spikes	11	77	33	0
Cannon	11	37	7	0	McClinton	24	70	8	0
Smith	2	3	4	0	Dawson	5	26	11	0
					Haynes	14	26	14	0
TOTALS	30	98	12	1	TOTALS	54	199	33	0

PASSING									
OILERS	Att	Cmp	Yds	TD-I	TEXANS	Att	Cmp	Yds	TD-I
Blanda	46	23	261	1-5	Dawson	14	9	88	1-0
TOTALS	46	23	261	1-5	TOTALS	14	9	88	1-0

RECEIVING									
OILERS	Rec	Yds	Lg	TD	TEXANS	Rec	Yds	Lg	TD
Hennigan	3	37	19	0	Haynes	3	45	28	1
Tolar	1	8	8	0	Spikes	2	24	14	0
McLeod	5	70	21	0	Arbanas	2	21	12	0
Cannon	6	54	21	0	Bishop	1	0	0	0
Dewveall	6	95	24	1	McClinton	1	4	4	0
Jamison	1	9	9	0					
Smith	1	6	6	0					
TOTALS	23	261	24	1	TOTALS	9	88	28	1

AFL CHAMPIONSHIP GAME – 1967
Oakland 40, Houston 7
Dec. 31, 1967 • Alameda County Coliseum

Big plays before and after halftime broke open a tight game, as the Raiders won their first AFL title with a 40-7 victory against Houston. The Raiders led 10-0 in the final minutes of the half, the big play a 69-yard touchdown run by Hewritt Dixon. The Raiders lined up for a field goal attempt from the Houston 17, but instead quarterback Daryle Lamonica took the snap and threw to a wide open Dave Kocourek for a touchdown with 18 seconds remaining to build the lead to 17-0. The Oilers hoped for a big play to open the second half, and they got it, but it was in favor of the Raiders. Zeke Moore fumbled the kickoff and Oakland recovered deep in Houston territory, leading to Lamonica's one-yard quarterback sneak. In the next two quarters, George Blanda kicked three field goals, to give him 16 points for the day, and Lamonica threw a touchdown pass to Bill Miller.

Oakland 3	14	10	13	40
Houston 0	0	0	7	7

TEAM	SCORING PLAY	QTR
Oakland	Blanda 37 yd. field goal	1
Oakland	Dixon 69 yd. run (Blanda kick)	2
Oakland	Kocourek 17 yd. pass from Lamonica (Blanda kick)	2
Oakland	Lamonica 1 yd. run (Blanda kick)	3
Oakland	Blanda 40 yd field goal	3
Oakland	Blanda 42 yd. field goal	4
Houston	Frazier 5 yd. pass from Beathard (Wittenborn kick)	4
Oakland	Blanda 36 yd. field goal	4
Oakland	Miller 12 yd. pass from Lamonica (Blanda kick)	4

Attendance: 53,330

	Raiders	Oilers
First downs	18	11
Total yards	364	146
Rushing yards	263	38
Passing yards	101	108
Passes-comp.-Int.	26-10-0	35-15-1
Punts-avg.	4-44.3	11-38.6
Fumbles-lost	0-0	4-2
Penalties-yards	4-69	7-45

RUSHING									
OILERS	Att	Yds	Lg	TD	RAIDERS	Att	Yds	Lg	TD
Granger	14	19	NA	0	Dixon	21	144	NA	1
Campbell	6	15	NA	0	Banaszak	15	116	NA	0
Blanks	1	6	6	0	Lamonica	5	22	NA	1
Beathard	1	-2	-2	0	Hagberg	2	-1	NA	0
TOTALS	22	38	NA	0	TOTALS	43	281	NA	2

PASSING									
OILERS	Att	Cmp	Yds	TD-I	RAIDERS	Att	Cmp	Yds	TD-I
Beathard	35	15	142	1-1	Lamonica	24	10	111	2-0
					Blanda	2	0	0	0-0
TOTALS	35	15	142	1-1	TOTALS	26	10	111	2-0

RECEIVING									
OILERS	Rec	Yds	Lg	TD	RAIDERS	Rec	Yds	Lg	TD
Frazier	7	81	NA	1	Miller	3	32	NA	1
Reed	4	60	NA	0	Cannon	2	31	NA	0
Campbell	2	5	NA	0	Biletnikoff	2	19	NA	0
Taylor	1	6	NA	0	Kocourek	1	17	17	1
TOTALS	14	151	NA	1	TOTALS	8	99	17	2

PLAYOFF GAME SUMMARIES

AFL PLAYOFF GAME – 1969
Oakland 56, Houston 7
Dec. 21, 1969 • Alameda County Coliseum

Oakland scored four touchdowns in 4:22 of the first quarter, as the Raiders jumped to a quick 28-0 lead on the way to a 56-7 victory over the Oilers. The key figure was quarterback Daryle Lamonica, who threw six touchdown passes. On their second possession, the Raiders moved 50 yards in five plays, with Lamonica throwing a 13-yard scoring pass to Fred Biletnikoff. On the first play after the kickoff, George Atkinson intercepted Pete Beathard's pass and returned it 57 yards for a score. The Oilers again lost the ball the first play after the kickoff, as Hoyle Granger fumbled and Carleton Oats recovered at the Houston 24. On first down, Lamonica hit Rod Sherman for a touchdown. Following the next kickoff, Houston again fumbled - this time by Beathard on the fourth play - and Tom Keating recovered. Again it took the Raiders one play to score, Lamonica finding Biletnikoff for the touchdown.

Oakland	25	7	14	7	56
Houston	0	0	0	7	7

TEAM	SCORING PLAY	QTR-INTO
Raiders	Biletnikoff 13 yd. pass from Lamonica (Blanda kick)	1-6:33
Raiders	Atkinson 57 yd. interception return (Blanda kick)	1-7:26
Raiders	Sherman 24 yd. pass from Lamonica (Blanda kick)	1-8:32
Raiders	Biletnikoff 31 yd. pass from Lamonica (Blanda kick)	1-10:55
Raiders	Smith 60 yd. pass from Lamonica (Blanda kick)	2-9:12
Raiders	Sherman 23 yd. pass from Lamonica (Blanda kick)	3-9:49
Raiders	Cannon 3 yd. pass from Lamonica (Blanda kick)	3-14:49
Oilers	Reed 8 yd. pass from Beathard (Gerela kick)	4-6:17
Raiders	Hubbard 4 yd. run (Blanda kick)	4-12:35

Missed FG: None
Attendance: 53,539

	Raiders	Oilers
First downs	17	14
Total yards	412	197
Rushing yards	110	28
Passing yards	302	169
Passes-comp.-Int.	22-14-3	46-18-3
Punts-avg.	5-42.0	11-41.4
Punt return yards	3-27	2-4
Kickoff return yards	2-64	7-130
Fumbles-lost	3-1	3-2
Penalties-yards	7-63	3-48

RUSHING									
OILERS	Att	Yds	Lg	TD	RAIDERS	Att	Yds	Lg	TD
Granger	14	29	9	0	Dixon	13	48	17	0
Campbell	1	0	0	0	Smith	8	3	3	0
Levias	1	4	4	0	Hubbard	6	19	5	1
Beathard	3	-5	3	0	Todd	8	31	30	0
					Hagberg	2	9	5	0
TOTALS	19	28	9	0	TOTALS	37	110	30	1

PASSING									
OILERS	Att	Cmp	Yds	TD-I	RAIDERS	Att	Cmp	Yds	TD-I
Beathard	46	18	209	1-3	Lamonica	17	13	276	6-1
					Blanda	5	1	33	0-2
TOTALS	46	18	209	1-3	TOTALS	22	14	309	6-3

RECEIVING									
OILERS	Rec	Yds	Lg	TD	RAIDERS	Rec	Yds	Lg	TD
Bierne	5	48	12	0	Biletnikoff	3	70	31	2
Reed	7	81	18	1	Sherman	4	60	24	2
Granger	3	31	24	0	Smith	4	103	60	1
Haik	2	42	29	0	Todd	1	40	40	0
Levias	1	7	7	0	Hubbard	1	33	33	0
					Cannon	1	3	3	1
TOTALS	18	209	29	1	TOTALS	14	309	60	6

AFC WILD CARD GAME – 1978
Houston 17, Miami 9
Dec. 24, 1978 • Orange Bowl

The Oilers, making their first postseason appearance since 1969, advanced to the divisional playoffs on a brilliant passing performance by Dan Pastorini, who completed 20 of 29 passes for 306 yards and one touchdown. The two AFC wild card teams were locked in a 7-7 tie until midway through the fourth quarter. But Pastorini then completed all four of his passes in a 53-yard drive that set up Toni Fritsch's 35-yard field goal for a 10-7 lead with 7:25 left. One play after the ensuing kickoff, Gregg Bingham intercepted a Bob Griese pass and the Oilers drove 50 yards in 10 plays (9 on the ground) for Earl Campbell's clinching touchdown from the one-yard line. Griese completed 11 of 28 passes. Campbell, the NFL's leading rusher during regular season with 1,450 yards, gained 84 yards on 26 carries.

Miami	7	0	0	2	9
Houston	7	0	0	10	17

TEAM	SCORING PLAY	QTR-INTO
Dolphins	Tollman 13 yd. pass from Griese (Yepremian kick)	1-9:58
Oilers	Wilson 13 yd. pass from Pastorini (Fritsch kick)	1-14:57
Oilers	Fritsch 27 yd. field goal	4-5:18
Oilers	Campbell 1 yd. run (Fritsch kick)	4-5:10
Dolphins	Safety	4-14:49

Missed FG: Yepremian missed FG, Bokamper FG blocked
Attendance: 70,036

	Dolphins	Oilers
First downs	14	23
3rd-down conversion-att	5-12-42%	8-16-50%
Total yards	209	455
Rushing yards	91	165
Passing yards	118	290
Passes-comp.-Int.	30-12-3	30-20-0
Punts-avg.	5-48.6	5-44.0
Punt return yards	1-24	3-11
Kickoff return yards	5-109	2-55
Fumbles-lost	2-2	3-1
Penalties-yards	1-5	5-37
Field goals made-att	0-1	1-2
Time of possession	24:17	35:43

RUSHING									
OILERS	Att	Yds	Lg	TD	DOLPHINS	Att	Yds	Lg	TD
Campbell	26	84	20	1	Williams	13	41	9	0
Wilson	14	76	21	0	Harris	9	43	9	0
Coleman	1	2	2	0	Bulaich	2	0	0	0
Poole	1	12	12	0	Moore	1	7	7	0
Pastorini	3	-9	-3	0					
TOTALS	45	165	21	1	TOTALS	25	91	9	0

PASSING									
OILERS	Att	Cmp	Yds	TD-I	DOLPHINS	Att	Cmp	Yds	TD-I
Pastorini	29	20	306	1-0	Griese	28	1	114	1-2
Barber	1	0	0	0-0	Strock	2	1	23	0-1
TOTALS	30	20	306	1-0	TOTALS	30	12	137	1-3

RECEIVING									
OILERS	Rec	Yds	Lg	TD	DOLPHINS	Rec	Yds	Lg	TD
Wilson	5	40	13	1	Harris	4	42	19	0
Caster	1	11	11	0	Williams	1	8	8	0
Barber	4	112	55	0	Tillman	2	24	13	1
Burrough	6	103	53	0	Harris	1	21	21	0
Coleman	1	5	5	0	Bulaich	2	14	9	0
Woods	2	22	16	0	Moore	2	28	23	0
Campbell	1	13	13	0					
TOTALS	20	306	55	1	TOTALS	12	137	23	1

INDIVIDUAL DEFENSE (press box stats)

OILERS – Leading Tackler: Currier 6-2-8, Kiner 5-3-8. Sacks: Washington 1, Bethea 1. Int.: Stemrick 1, Reinfeldt 1, Bingham 1. FR: Washington 1.
DOLPHINS – Leading Tackler: Babb 7-4-11, Baumhower 8-3-11. Sacks: Bokamper 2. Int.: None. FR: Rhone 1.

PLAYOFF GAME SUMMARIES

AFC DIVISIONAL PLAYOFF GAME – 1978
Houston 31, New England 14
December 31, 1978 • Schaefer Stadium

Houston captured its second straight postseason road victory and advanced into its first AFC championship game with an impressive win over New England, the AFC East champion. Houston quarterback Dan Pastorini completed 10 of 13 passes for 184 yards and three touchdowns as the Oilers jumped to a 21-0 halftime lead. After a scoreless first period, Pastorini hit wide receiver Ken Burrough on a 71-yard touchdown pass and connected with tight end Mike Barber on 19- and 13-yard touchdown strikes. New England narrowed the gap to 24-14 early in the final quarter on two scoring passes- a 24-yard option toss from running back Andy Johnson to wide receiver Harold Jackson and another 24-yard pass from backup quarterback Tom Owen to tight end Russ Francis. Linebacker Gregg Bingham's 19-yard interception return to New England's 18-yard line with 5:07 remaining stopped the Patriots' rally and set up running back Earl Campbell's two-yard touchdown run three plays later.

New England	0	0	7	7	14
Houston	0	21	3	7	31

TEAM	SCORING PLAY	QTR-INTO
Oilers	Burrough 71 yd. pass from Pastorini (Fritsch kick)	2-1:35
Oilers	Barber 19 yd. pass from Pastorini (Fritsch kick)	2-8:12
Oilers	Barber 13 yd. pass from Pastorini (Fritsch kick)	2-14:35
Oilers	Fritsch 30 yd. field goal	3-7:56
Patriots	Jackson 24 yd. pass from Johnson (Posey kick)	3-14:43
Patriots	Francis 24 yd. pass from Owen (Posey kick)	4-5:43
Oilers	Campbell 2 yd. run (Fritsch kick)	4-11:19

Missed FG: Posey 43WR
Attendance: 60,881

	Patriots	Oilers
First downs	15	21
3rd-down conversion-att	6-13-46%	11-17-65%
Total yards	263	344
Rushing yards	83	174
Passing yards	180	170
Passes-comp.-Int.	35-16-3	15-12-1
Punts-avg.	4-43.3	5-34.8
Punt return yards	3-6	3-6
Kickoff return yards	5-136	3-53
Fumbles-lost	2-0	1-0
Penalties-yards	8-92	2-25
Field goals made-att	0-1	1-1
Time of possession	26:04	33:06

RUSHING									
OILERS	Att	Yds	Lg	TD	PATRIOTS	Att	Yds	Lg	TD
Campbell	27	118	35	1	Cunningham	10	42	8	0
Wilson	14	26	8	0	Grogan	1	16	16	0
Coleman	7	19	12	0	Johnson	6	14	4	0
Duncan	2	7	5	0	Ivory	3	11	6	0
Poole	3	7	4	0					
Nielson	1	-3	-3	0					
TOTALS	54	174	35	1	TOTALS	20	83	16	0

PASSING									
OILERS	Att	Cmp	Yds	TD-I	PATRIOTS	Att	Cmp	Yds	TD-I
Pastorini	15	12	200	3-1	Grogan	12	3	38	0-2
					Owen	22	12	144	1-1
					Johnson	1	1	24	1-0
TOTALS	15	12	200	3-1	TOTALS	35	16	206	2-3

RECEIVING									
OILERS	Rec	Yds	Lg	TD	PATRIOTS	Rec	Yds	Lg	TD
Barber	5	83	22	2	Francis	8	101	24	1
Burrough	3	91	71	1	Cunningham	3	28	15	0
Carter	2	12	7	0	Morgan	2	37	19	0
Campbell	1	10	10	0	Johnson	2	16	11	0
Woods	1	4	4	0	Jackson	1	24	24	1
TOTALS	12	200	71	3	TOTALS	16	206	24	2

INDIVIDUAL DEFENSE (press box stats)

OILERS – Leading Tackler: Bingham 6-2-8. Sacks: Brazile 1, Washington 1, Bethea 1, Young 1. Int.: Reinfeldt 2, Bingham 1. FR: Pastorini 1.
PATRIOTS – Leading Tackler: Beaudoin 8-7-15. Sacks: Beaudoin 1.0, Bishop 1.0, Zabel 0.5. Int.: Fox 1. FR: Gray 1, Westbrook 1.

AFC CHAMPIONSHIP GAME – 1978
Pittsburgh 34, Houston 5
January 7, 1979 • Three Rivers Stadium

Playing in their first championship game since 1962, the Oilers were unable to unseat a strong Pittsburgh team, dropping a 34-5 contest at Three Rivers Stadium. The Steelers, striking through cold, steady rain for 31 first half points, won their third AFC championship in five years behind their usual solid defense and spectacular performances by Terry Bradshaw and Lynn Swann. Seventeen of the points, came during a 48-second span in the last minute of the half as Pittsburgh capitalized on two fumbles by Ronnie Coleman and one by Johnnie Dirden. Despite the playing conditions that contributed to a postseason record 12 fumbles, Bradshaw completed 11 of 19 passes for 200 yards and touchdowns to John Stallworth and Swann, who caught four passes for 98 yards. Both touchdown passes and one of Roy Gerela's two field goals made up the 17-point burst between 14:08 and 14:56 of the second quarter after Pittsburgh had built a 14-3 lead on scoring runs by Franco Harris and Rocky Bleier.

Pittsburgh	14	17	3	0	34
Houston	0	3	2	0	5

TEAM	SCORING PLAY	QTR-INTO
Steelers	Harris 7 yd. run (Gerela kick)	1-4:58
Steelers	Bleier 17 yd.run (Gerela kick)	1-13:51
Oilers	Fritsch 19 yd. field goal	2-5:21
Steelers	Swan 29 yd. pass from Bradshaw (Gerela kick)	2-14:08
Steelers	Stallworth 17yd. pass from Bradshaw (Gerela kick)	2-14:27
Steelers	Gerela 37 yd. field goal	2-14:56
Steelers	Gerela 22 yd. field goal	3-7:14
Oilers	Washington safety	3-11:10

Missed FG: Gerela 40, 40
Attendance: 49,417

	Steelers	Oilers
First downs	21	10
3rd-down conversion-att	1-9-11%	1-11-9%
Total yards	379	142
Rushing yards	179	72
Passing yards	200	70
Passes-comp.-Int.	19-11-2	26-12-5
Punts-avg.	1-53.0	6-39.5
Punt return yards	6-91	0-0
Kickoff return yards	2-36	8-179
Fumbles-lost	6-3	6-4
Penalties-yards	4-32	5-48
Field goals made-att	2-4	1-1
Time of possession	33:10	18:15

RUSHING									
OILERS	Att	Yds	Lg	TD	STEELERS	Att	Yds	Lg	TD
Campbell	22	62	11	0	Harris	20	51	9	1
Woods	1	9	9	0	Bleier	10	45	15	1
Coleman	1	-5	-5	0	Bradshaw	7	29	13	0
Wilson	2	6	4	0	Delophaine	3	28	23	0
					Thornton	3	22	14	0
					Moser	3	7	5	0
					Kruczek	1	-3	-3	0
TOTALS	26	72	11	0	TOTALS	47	179	23	2

PASSING									
OILERS	Att	Cmp	Yds	TD-I	STEELERS	Att	Cmp	Yds	TD-I
Pastorini	26	12	96	0-5	Bradshaw	19	11	200	2-2
					Kruczek	0	0	0	0-0
TOTALS	26	12	96	0-5	TOTALS	19	11	200	2-2

RECEIVING									
OILERS	Rec	Yds	Lg	TD	STEELERS	Rec	Yds	Lg	TD
Caster	5	44	21	0	Swann	4	98	34	1
Wilson	5	33	8	0	Grossman	2	43	29	0
Coleman	1	15	15	0	Bleier	4	42	16	0
Campbell	1	4	4	0	Stallworth	1	17	17	1
TOTALS	12	96	21	0	TOTALS	11	200	34	2

INDIVIDUAL DEFENSE (press box stats)

OILERS – Leading Tackler: Knoff 9-1-10. Sacks: None. Int.: Knoff 1. FR: Pastorini 1.
STEELERS – Leading Tackler: Lambert 15-5-20. Sacks: None. Int.: None. FR: Shell 1, Davis 1, Pinney 1.

PLAYOFF GAME SUMMARIES

AFC WILD CARD PLAYOFF GAME – 1979
Houston 13, Denver 7
December 23, 1979 • Astrodome

The Oilers, playing a postseason game at home for the first time in 17 years, advanced to the divisional playoffs by shutting out the Broncos over the last three quarters of play. Denver marched 80 yards for a touchdown and a 7-3 lead on its first possession, but Earl Campbell's three-yard scoring run gave Houston a 10-7 halftime margin. Campbell and Oilers quarterback Dan Pastorini both missed second half action with groin injuries but Rob Carpenter and second year quarterback Gifford Nielsen played well in relief during their initial NFL playoff competition. Linebacker Gregg Bingham's 15-yard interception return set up Toni Fritsch's second field goal- a 20-yarder with 4:18 remaining to give Houston a 13-7 edge. The Oilers' defense, which recorded six sacks overall, held the Broncos on the final two series with Curley Culp's third-down sack and Vernon Perry's fourth-down pass deflection the key plays.

Denver	7	0	0	0	7
Houston	3	7	0	3	13

TEAM	SCORING PLAY	QTR-INTO
Oilers	Fritsch 31 yd. field goal	1-4:58
Broncos	Preston 7 yd. pass from Morton (Turner kick)	1-11:33
Oilers	Campbell 3 yd. run (Fritsch kick)	2-14:14
Oilers	Fritsch 20 yd. field goal	4-10:42

Missed FG: Steinfort 50
Attendance: 48,776

	Broncos	Oilers
First downs	17	15
3rd-down conversion-att	4-13-31%	7-17-40%
Total yards	216	282
Rushing yards	112	135
Passing yards	104	147
Passes-comp.-Int.	27-14-1	22-10-2
Punts-avg.	5-45.2	5-43.2
Punt return yards	2-25	5-42
Kickoff return yards	4-83	1-26
Fumbles-lost	1-0	0-0
Penalties-yards	7-70	2-19
Field goals made-att	0-1	2-2
Time of possession	27:38	32:22

RUSHING									
OILERS	Att	Yds	Lg	TD	BRONCOS	Att	Yds	Lg	TD
Campbell	16	50	9	1	Armstrong	12	51	15	0
Wilson	8	21	5	0	Preston	9	24	7	0
Coleman	2	5	4	0	Jensen	4	5	3	0
Carpenter	16	59	9	0	Canada	4	29	13	0
					Upchurch	1	3	3	0
					Morton	2	0	0	0
TOTALS	42	135	9	1	TOTALS	32	112	15	0

PASSING									
OILERS	Att	Cmp	Yds	TD-I	BRONCOS	Att	Cmp	Yds	TD-I
Pastorini	18	8	149	0-1	Morton	27	14	144	1-1
Nielsen	4	2	9	0-1					
TOTALS	22	10	158	0-2	TOTALS	27	14	144	1-1

RECEIVING									
OILERS	Rec	Yds	Lg	TD	BRONCOS	Rec	Yds	Lg	TD
Coleman	1	41	41	0	Armstrong	2	22	13	0
Carpenter	3	26	13	0	Egloff	1	17	17	0
Barber	1	31	31	0	Preston	4	40	12	1
Wilson	4	53	20	0	Moses	3	47	25	0
Campbell	1	7	7	0	Jensen	1	11	11	0
					Canada	1	4	4	0
					Odom	2	3	3	0
TOTALS	10	158	41	0	TOTALS	14	144	25	0

INDIVIDUAL DEFENSE (press box stats)

OILERS – Leading Tackler: Bingham 7-3-10. Sacks: Dorris 3, Culp 2, Kennard 1. Int.: Bingham 1. FR: None.
BRONCOS – Leading Tackler: Gradishar 12-1-13. Sacks: Chavous 1. Int.: Thompson 1. FR: None.

AFC DIVISIONAL PLAYOFF GAME – 1979
Houston 17, San Diego 14
December 29, 1979 • San Diego Stadium

The Oilers advanced into their second consecutive AFC Championship Game on the strength of an opportunistic defense and a near-flawless performance by the offensive unit. First-year strong safety Vernon Perry set up 10 of the Oilers' 17 points with a postseason game record of four interceptions in addition to a 57-yard blocked field goal return. Second-year quarterback Gifford Nielsen and third-year running back Rob Carpenter started for regulars Dan Pastorini and Earl Campbell, who were sidelined with groin injuries. The Oilers intercepted AFC passing leader Dan Fouts five times. Nielsen, making his first NFL postseason start, completed a 47-yard scoring pass to Mike Renfro with 12:55 elapsed in the third period to provide the winning margin.

San Diego	7	0	7	0	14
Houston	0	10	7	0	17

TEAM	SCORING PLAY	QTR-INTO
Chargers	C. Williams 1 yd. run (Wood kick)	1-10:11
Oilers	Fritsch 26 yd. field goal	2-10:58
Oilers	Clark 1 yd. run (Fritsch kick)	2-14:41
Chargers	Mitchell 8 yd. run (Wood kick)	3-1:52
Oilers	Renfro 47 yd. pass from Nielson (Fritsch kick)	3-12:55

Missed FG: Wood 26 blocked
Attendance: 51,192

	Chargers	Oilers
First downs	25	15
3rd-down conversion-att	7-13-54%	8-16-50%
Total yards	380	259
Rushing yards	19	40
Passing yards	317	111
Passes-comp.-Int.	47-25-5	19-10-1
Punts-avg.	2-32.0	6-40.7
Punt return yards	2-25	1-25
Kickoff return yards	5-88	3-53
Fumbles-lost	0-0	0-0
Penalties-yards	6-30	5-45
Field goals made-att	0-1	1-1
Time of possession	29:54	30:06

RUSHING									
OILERS	Att	Yds	Lg	TD	CHARGERS	Att	Yds	Lg	TD
Wilson	11	39	14	0	Mitchell	8	33	8	1
Carpenter	18	67	11	0	Williams	11	30	8	1
Clark	9	30	11	1					
Nielsen	2	12	14	0					
TOTALS	40	148	14	1	TOTALS	19	63	8	2

PASSING									
OILERS	Att	Cmp	Yds	TD-I	CHARGERS	Att	Cmp	Yds	TD-I
Nielsen	19	10	111	1-1	Fouts	47	25	333	0-5
TOTALS	19	10	111	1-1	TOTALS	47	25	333	0-5

RECEIVING									
OILERS	Rec	Yds	Lg	TD	CHARGERS	Rec	Yds	Lg	TD
Barber	1	12	12	0	Mitchell	4	26	9	0
Carpenter	4	23	7	0	McCrary	1	34	34	0
Wilson	3	16	10	0	Jefferson	4	70	21	0
Renfro	1	47	47	1	Williams	4	30	12	0
Coleman	1	13	13	0	Joiner	4	81	30	0
					Floyd	3	51	23	0
					Klein	5	41	16	0
TOTALS	10	111	47	1	TOTALS	25	333	34	0

INDIVIDUAL DEFENSE (press box stats)

OILERS – Leading Tackler: Perry 6-2-8. Sacks: Bethea 1, Dorris 1. Int.: Perry 4, Wilson 1. FR: None.
CHARGERS – Leading Tackler: Johnson 4-6-10, Fuller 8-2-10. Sacks: None. Int.: Williams 1. FR: None.

PLAYOFF GAME SUMMARIES

AFC CHAMPIONSHIP GAME – 1979
Pittsburgh 27, Houston 13
January 6, 1980 • Three Rivers Stadium

The Steelers held the Oilers to only 24 rushing yards but were also aided by a controversial non-touchdown call to come away with a 27-13 win. Houston jumped to a 7-0 lead just 2:30 into the game when Vernon Perry returned an interception 75 yards for a touchdown. Then after both teams exchanged field goals, Terry Bradshaw completed two touchdown passes, a 16-yarder to tight end Billy Cunningham and a 20-yard score to wide receiver John Stallworth. With the Steelers leading 17-10, the controversial play occurred during the last seconds of the third quarter. Quarterback Dan Pastorini threw a pass to Mike Renfro at the back of the end zone, and Renfro appeared to have caught it for a touchdown with both feet in bounds before he fell out of the end zone. However, the officials ruled the pass incomplete. Although the Oilers protested, and replays would later show that it was inconclusive, they had to settle for a 23-yard field goal. The Steelers would then score 10 unanswered points in the fourth quarter to clinch the victory.

Pittsburgh	3	14	0	10	27
Houston	7	3	0	3	13

TEAM	SCORING PLAY	QTR-INTO
Oilers	Perry 75 yd. interception return (Fritsch kick)	1-2:30
Steelers	Bahr 21 yd. field goal	1-11:05
Oilers	Fritsch 27 yd. field goal	2-0:48
Steelers	Cunningham 16 yd. pass from Bradshaw (Bahr kick)	2-5:27
Steelers	Stallworth 20 yd. pass from Bradshaw (Bahr kick)	2-12:26
Oilers	Fritsch 23 yd. field goal	4-0:03
Steelers	Bahr 39 yd. field goal	4-5:10
Steelers	Bleier 4 yd. run (Bahr kick)	4-14:06

Missed FG: Bahr 40W/L
Attendance: 50,475

	Steelers	Oilers
First downs	22	11
3rd-down conversion-att	13-19-68%	3-11-27%
Total yards	358	227
Rushing yards	161	24
Passing yards	197	203
Passes-comp.-Int.	30-18-1	29-20-1
Punts-avg.	3-51	4-30
Punt return yards	3-8	2-8
Kickoff return yards	4-82	6-64
Fumbles-lost	1-1	4-2
Penalties-yards	5-34	2-10
Field goals made-att	2-3	2-2
Time of possession	32:56	27:04

RUSHING									
OILERS	Att	Yds	Lg	TD	STEELERS	Att	Yds	Lg	TD
Campbell	17	15	7	0	Harris	21	85	13	0
Wilson	4	9	3	0	Bleier	13	52	8	1
Caster	1	0	0	0	Bradshaw	1	25	25	0
					Thornton	1	-1	-1	0
TOTALS	22	24	7	0	TOTALS	36	161	25	1

PASSING									
OILERS	Att	Cmp	Yds	TD-I	STEELERS	Att	Cmp	Yds	TD-I
Pastorini	28	19	203	0-1	Bradshaw	30	18	219	2-1
Nielsen	1	1	9	0-0					
TOTALS	29	20	212	0-1	TOTALS	30	18	219	2-1

RECEIVING									
OILERS	Rec	Yds	Lg	TD	STEELERS	Rec	Yds	Lg	TD
Wilson	7	60	41	0	Stallworth	3	52	20	1
Coleman	2	46	32	0	Swann	4	64	21	0
Carpenter	5	23	14	0	Harris	6	50	15	0
Renfro	3	52	19	0	Bleier		39	20	0
Campbell	1	11	11	0	Cunningham	2	14	16	1
Merkens	1	12	12	0					
Barber	1	8	8	0					
TOTALS	20	212	41	0	TOTALS	18	219	21	2

INDIVIDUAL DEFENSE (press box stats)

OILERS – Leading Tackler: Stringer 11-2-13. Sacks: Bethea 1, Stensrud 1, Dorris 1. Int.: Perry 1. FR: Carter 1, Renfro 1.

STEELERS – Leading Tackler: Lambert 7-4-11. Sacks: Greenwood 1. Int.: Woodruff 1. FR: Shell 1, Blount 1.

AFC WILD CARD GAME – 1980
Oakland 27, Houston 7
December 28, 1980 • Alameda County Coliseum

The Raiders advanced to the divisional playoffs by shutting out the Oilers over the final three quarters. Oakland converted Earl Campbell's fumble on the first play of the game into Chris Bahr's 47-yard field goal, but Campbell came back to score on a one-yard plunge to give Houston a 7-3 lead. Jim Plunkett's one-yard touchdown pass to Todd Christensen early in the second quarter put the Raiders ahead to stay 10-7. Plunkett added another touchdown on a 44-yard pass to Arthur Whittington on the first play of the final period. Kenny King's 31-yard run set up Bahr's 37-yard field goal that gave Oakland a 20-7 edge. Lester Hayes added two interceptions to his NFL-leading 13 during the regular season. He picked off Ken Stabler's pass in the end zone to end a Houston scoring threat in the third period. In the fourth quarter Hayes' 20-yard interception return capped the Raiders' scoring.

Oakland	3	7	0	17	27
Houston	7	0	0	0	7

TEAM	SCORING PLAY	QTR-INTO
Raiders	Bahr 47 yd. field goal	1-1:45
Oilers	Campbell 1 yd. run (Fritsch kick)	1-13:15
Raiders	Christensen 1 yd. pass from Plunkett (Bahr kick)	2-9:25
Raiders	Whittington 44 yd. pass from Plunkett (Bahr kick)	4-0:07
Raiders	Bahr 37 yd. field goal	4-8:35
Raiders	Hayes 20 yd. interception return (Bahr kick)	4-9:31

Missed FG: Fritsch 45 short, 37 blocked
Attendance: N/A

	Raiders	Oilers
First downs	12	18
3rd-down conversion-att	3-15-20%	2-15-13%
Total yards	250	275
Rushing yards	111	97
Passing yards	139	178
Passes-comp.-Int.	23-8-1	21-15-2
Punts-avg.	9-51.1	9-44.0
Punt return yards	6-29	7-84
Kickoff return yards	2-47	6-118
Fumbles-lost	2-0	1-1
Penalties-yards	14-91	8-64
Field goals made-att	2-2	0-2
Time of possession	27:56	32:04

RUSHING									
OILERS	Att	Yds	Lg	TD	RAIDERS	Att	Yds	Lg	TD
Campbell	27	91	14	1	King	13	55	27	0
Carpenter	5	9	4	0	Van Eeghen	14	46	9	0
Wilson	1	-3	-3	0	Whittington	5	11	7	0
					Jensen	2	0	0	0
					Plunkett	1	-1	-1	0
TOTALS	29	97	22	0	TOTALS	35	111	27	0

PASSING									
OILERS	Att	Cmp	Yds	TD-I	RAIDERS	Att	Cmp	Yds	TD-I
Stabler	26	15	243	0-2	Plunkett	23	8	168	2-1
Campbell	1	0	0	0-0					
TOTALS	27	15	243	0-2	TOTALS	23	8	168	2-1

RECEIVING									
OILERS	Rec	Yds	Lg	TD	RAIDERS	Rec	Yds	Lg	TD
Barber	4	83	33	0	Whittington	2	64	44	1
Renfro	3	69	39	0	Chester	2	12	10	0
Casper	3	31	12	0	King	1	37	37	0
Carpenter	3	26	14	0	Branch	1	33	33	0
Coleman	1	23	23	0	Van Eeghen	1	21	21	0
B. Johnson	1	11	11	0	Christensen	1	1	1	1
TOTALS	15	243	39	0	TOTALS	8	168	44	2

INDIVIDUAL DEFENSE (press box stats)

OILERS – Leading Tackler: Brazile 9-2-11. Sacks: Bethea 2.0, Bingham 1.0. Int.: Perry 1. FR: None.

RAIDERS – Leading Tackler: Kinlaw 8-2-10. Sacks: Davis 2.0, Hayes 2.0, Browning 1.0, Hendricks 1.0, Jones 1.0. Int.: Hayes 2. FR: McKinney 1, Davis 1.

PLAYOFF GAME SUMMARIES

AFC WILD CARD PLAYOFF GAME – 1987 Houston 23, Seattle 20 (OT) January 3, 1988 • Astrodome

Oilers kicker Tony Zendejas atoned for a fourth-quarter 29-yard field goal miss by converting a 42-yarder 8:05 into overtime to help Houston advance to the divisional playoffs for the first time since 1980. Quarterback Warren Moon completed 21 of 32 passes for 273 yards and one touchdown in his initial NFL playoff game. Drew Hill and Ernest Givins combined for 13 catches for 173 yards, including six for 71 on third downs. Wide receiver Willie Drewrey's first NFL touchdown catch, a 29-yarder, gave the Oilers a 20-13 lead in the third quarter. However, Seattle quarterback Dave Krieg hit wide receiver Steve Largent on a 12-yard scoring pass in the final 1:47 to tie the score and send the game into overtime. Houston held a 47:44 to 20:21 time-of-possession advantage over Seattle and outgained the Seahawks 437 yards to 250.

Seattle	7	3	3	7	0	20
Houston	3	10	7	0	3	23

TEAM	SCORING PLAY	QTR-INTO
Seahawks	Largent 20 yd. pass from Krieg (Johnson kick)	1-3:16
Oilers	Zendejas 47 yd. field goal	1-10:16
Oilers	Rozier 1 yd. run (Zendejas kick)	2-1:43
Oilers	Zendejas 49 yd. field goal	2-8:11
Seahawks	Johnson 33 yd. field goal	2-11:50
Seahawks	Johnson 41 yd. field goal	3-6:37
Oilers	Drewrey 29 yd. pass from Moon (Zendejas kick)	3-12:26
Seahawks	Largent 12 yd. pass from Krieg (Johnson kick)	4-14:34
Oilers	Zendejas 42 yd. field goal	5-8:05

Missed FG: Zendejas 52R, 29L
Attendance: 49,622

	Seahawks	Oilers
First downs	11	27
3rd-down conversion-att	2-12-16%	10-18-55%
4th-down conversion-att	1-1-100%	0-0-0%
Total yards	250	437
Rushing yards	29	178
Passing yards	221	259
Passes-comp.-Int.	39-16-0	32-21-1
Punts-avg.	7-44.3	3-35.0
Punt return yards	2-66	4-27
Kickoff return yards	6-132	4-65
Fumbles-lost	1-1	2-1
Penalties-yards	3-20	4-25
Field goals made-att	2-2	3-5
Time of possession	20:21	47:44

RUSHING									
OILERS	Att	Yds	Lg	TD	SEAHAWKS	Att	Yds	Lg	TD
Rozier	21	66	11	1	Williams	7	27	10	0
Highsmith	12	74	16	0	Morris	4	2	4	0
Pinkett	11	29	5	0					
Moon	4	-2	0	0					
Wallace	2	11	9	0					
TOTALS	50	178	16	1	TOTALS	11	29	10	0

PASSING									
OILERS	Att	Cmp	Yds	TD-I	SEAHAWKS	Att	Cmp	Yds	TD-I
Moon	32	21	273	1-1	Krieg	38	16	237	2-0
					Williams	1	0	0	0-0
TOTALS	32	21	273	1-1	TOTALS	39	16	237	2-0

RECEIVING									
OILERS	Rec	Yds	Lg	TD	SEAHAWKS	Rec	Yds	Lg	TD
Rozier	1	7	7	0	Largent	7	132	33	2
Hill	6	84	15	0	Butler	3	73	32	0
Givins	7	89	19	0	Williams	2	5	3	0
Pinkett	1	3	3	0	Skansi	2	13	7	0
Highsmith	2	17	11	0	Morris	1	6	6	0
Drewrey	3	62	29	1	Tice	1	8	8	0
Wallace	1	11	11	0					
TOTALS	21	273	29	1	TOTALS	16	237	33	2

INDIVIDUAL DEFENSE (press box stats)

OILERS – Leading Tackler: Bostic 2-3-5. Sacks: Childress 1.0, Meads 0.5, Lyles 0.5. Int.: Brown 1. FR: Bostic 1, Fuller 1.

SEAHAWKS – Leading Tackler: Bosworth 9-8-17. Sacks: Gaines 1, Bryant 1. Int.: Jenkins 1. FR: Young 1.

AFC DIVISIONAL PLAYOFF GAME – 1987 Denver 34, Houston 10 January 10, 1988 • Mile High Stadium

John Elway passed for two touchdowns and ran for a third as the Broncos defeated the Oilers 34-10 to become the first AFC West team since the San Diego Chargers of 1980 and 1981 to play in consecutive AFC Championship Games. Denver capitalized on two Houston turnovers to take a 14-0 first quarter lead. Safety Steve Wilson recovered Warren Moon's lateral to Mike Rozier at the Oilers' 1-yard line to set up Gene Lang's one-yard run. Karl Mecklenburg's interception on Houston's next possession led to Elway's first touchdown pass, a 27-yarder to Clarence Kay. Kay also caught a one-yarder in the second quarter for the first two-touchdown game of his four-year career. Elway, who completed 14 of 25 passes for 259 yards, scored on a three-yard run with 4:23 remaining to seal the win.

Denver	14	10	3	7	34
Houston	0	3	0	7	10

TEAM	SCORING PLAY	QTR-INTO
Broncos	Lang 1 yd. run (Karlis kick)	1-6:19
Broncos	Kay 27 yd. pass from Elway (Karlis kick)	1-13:34
Broncos	Karlis 43 yd. field goal	2-3:20
Oilers	Zendejas 46 yd. field goal	2-9:03
Broncos	Kay 1 yd. pass from Elway (Karlis kick)	2-13:08
Broncos	Karlis 23 yd. field goal	3-2:29
Oilers	Givins 19 yd. pass from Moon (Zendejas kick)	4-6:38
Broncos	Elway 3 yd. run (Karlis kick)	4-10:33

Missed FG: None
Attendance: 75,968

	Broncos	Oilers
First downs	19	20
3rd-down conversion-att	4-9-44%	8-16-50%
4th-down conversion-att	2-4-50%	1-1-100%
Total yards	316	337
Rushing yards	61	73
Passing yards	255	264
Passes-comp.-Int.	25-14-1	43-24-2
Punts-avg.	2-46.0	3-44.7
Punt return yards	2-15	0-0
Kickoff return yards	2-28	3-62
Fumbles-lost	0-0	2-1
Penalties-yards	4-35	10-73
Field goals made-att	2-2	1-1
Time of possession	27:27	32:33

RUSHING											
OILERS	Att	Yds	Lg	TD	BRONCOS	Att	Yds	Lg	TD		
Rozier	9	25	8	0	Winder	13	46	8	0		
Pinkett	6	20	8	0	Sewell	5	9	5	0		
Moon	5	15	7	0	Elway	4	8	4	1		
Highsmith	5	13	11	0	Bell	2	7	5	0		
Givins	1	0	0	0	Kubiak	2	-3	-1	0		
					Lang	3	-6	1	1		
TOTALS	26	73	11	0	TOTALS	29	61	8	2		

PASSING											
OILERS	Att	Cmp	Yds	TD-I	BRONCOS	Att	Cmp	Yds	TD-I		
Moon	43	24	264	1-2	Elway	25	14	259	2-1		
TOTALS	43	24	264	1-2	TOTALS	25	14	259	2-1		

RECEIVING											
OILERS	Rec	Yds	Lg	TD	BRONCOS	Rec	Yds	Lg	TD		
Hill	5	93	24	0	Johnson	4	105	55	0		
Givins	6	84	19	1	Kay	3	57	29	2		
Duncan	4	32	13	0	Sewell	3	41	25	0		
Highsmith	4	20	16	0	Lang	1	25	25	0		
Drewrey	2	17	9	0	Boddie	1	15	15	0		
Williams	1	7	7	0	Mobley	1	9	9	0		
Rozier	1	6	6	0	Nattiel	1	7	7	0		
Pinkett	1	5	5	0							
TOTALS	24	264	24	1	TOTALS	14	259	55	2		

INDIVIDUAL DEFENSE (press box stats)

OILERS – Leading Tackler: Donaldson 7-1-8. Sacks: Martin 1. Int.: Allen 1. FR: None.

BRONCOS – Leading Tackler: Dennison 6-2-8. Sacks: None. Int.: Haynes 1, Mecklenburg 1. FR: Wilson 1.

PLAYOFF GAME SUMMARIES

AFC WILD CARD PLAYOFF GAME – 1988
Houston 24, Cleveland 23
December 24, 1988 • Cleveland Stadium

The Oilers advanced to the AFC divisional round of the playoffs for the second straight year with a 24-23 win over the Browns. Allen Pinkett scored two touchdowns within a 15-second span of the second quarter, and Warren Moon rallied Houston with 10 fourth-quarter points for the win. Moon's 14-yard scoring pass to Pinkett seven seconds into the second quarter capped a 17-play, 91-yard drive and gave Houston a 7-3 lead. Nose tackle Richard Byrd recovered Don Strock's fumble on the Browns' next play from scrimmage, and Pinkett scored one play later on a 16-yard run for a 14-9 halftime lead. Mike Pagel replaced the injured Strock and completed a 14-yard touchdown pass to Webster Slaughter late in the third quarter for Cleveland's last lead of the day 16-14. Moon directed a 76-yard drive capped by Lorenzo White's one-yard run as Houston regained the lead 21-16. Richard Johnson's interception on the Browns' next possession led to Tony Zendejas's game-winning 49-yard field goal with 1:54 to play.

Cleveland	3	6	7	7	23
Houston	7	7	0	10	24

TEAM	SCORING PLAY	QTR-INTO
Browns	Bahr 33 yd. field goal	1-5:17
Oilers	Pinkett 14 yd. pass from Moon (Zendejas kick)	2-0:07
Oilers	Pinkett 16 yd. run (Zendejas kick)	2-0:22
Browns	Bahr 26 yd. field goal	2-6:27
Browns	Bahr 28 yd. field goal	2-11:41
Brwns	Slaughter 14 yd. pass from Pagel (Bahr kick)	3-12:24
Oilers	White 1 yd. run (Zendejas kick)	4-2:35
Oilers	Zendejas 49 yd. field goal	4-13:06
Browns	Slaughter 2 yd. pass from Pagel (Bahr kick)	4-14:29

Missed FG: None
Attendance: 74,977

	Browns	Oilers
First downs	19	19
3rd-down conversion-att	5-12-41%	8-14-57%
4th-down conversion-att	0-0-0%	0-0-0%
Total yards	260	334
Rushing yards	68	129
Passing yards	192	205
Passes-comp.-Int.	28-19-1	26-16-3
Punts-avg.	3-35.3	3-37.7
Punt return yards	3-27	0-0
Kickoff return yards	3-75	5-72
Fumbles-lost	1-1	2-0
Penalties-yards	9-75	13-118
Field goals made-att	3-3	1-1
Time of possession	26:36	33:24

RUSHING									
OILERS	Att	Yds	Lg	TD	BROWNS	Att	Yds	Lg	TD
Pinkett	14	82	27	1	Mack	12	14	7	0
Highsmith	2	3	3	0	Byner	9	57	16	0
White	12	30	5	1	Strock	1	0	0	0
Moon	6	16	12	0	Pagel	1	-1	-1	0
Givins	1	-2	-2	0	Fonteno	3	-2	5	0
TOTALS	35	129	27	2	TOTALS	26	68	16	0

PASSING									
OILERS	Att	Cmp	Yds	TD-I	BROWNS	Att	Cmp	Yds	TD-I
Moon	26	16	213	1-3	Strock	3	2	13	0-0
					Pagel	25	17	179	2-1
TOTALS	26	16	213	1-3	TOTALS	28	19	192	2-1

RECEIVING									
OILERS	Rec	Yds	Lg	TD	BROWNS	Rec	Yds	Lg	TD
Pinkett	2	24	14	1	Mack	1	6	6	0
White	1	1	1	0	Slaughter	5	58	18	2
Hill	5	73	22	0	Byner	3	10	8	0
Highsmith	1	8	8	0	Langhorne	6	57	17	0
Duncan	2	33	18	0	Weathers	2	27	18	0
Jeffires	3	52	35	0	Brennan	2	34	25	0
Givins	1	8	8	0					
Williams	1	14	14	0					
TOTALS	16	213	35	1	TOTALS	19	192	25	2

INDIVIDUAL DEFENSE (press box stats)

OILERS – Leading Tackler: Allen 7-1-8. Sacks: None. Int.: Johnson 1. FR: Byrd 1.
BROWNS – Leading Tackler: Golic 5-4-9. Sacks: Johnson 1.0. Int.: Wright 2, Harper 1. FR: None.

AFC DIVISIONAL PLAYOFF GAME – 1988
Buffalo 17, Houston 10
January 1, 1989 • Rich Stadium

Buffalo's special teams blocked a punt and a field goal, and the defense registered an interception and a fumble recovery in the fourth quarter, as the Bills advanced to their first-ever AFC Championship Game. Quarterback Jim Kelley completed a team-playoff record 19 of 33 passes for 244 yards with one interception. Rookie running back Thurman Thomas led all rushers with 75 yards on seven carries, including an 11-yard touchdown run that gave Buffalo a 14-3 lead in the third quarter. Robb Riddick's one-yard scoring run followed a blocked punt by safety Leonard Smith. Safety Mark Kelso intercepted a Warren Moon pass on the Oilers' second play of the fourth quarter. Derrick Burroughs's fumble recovery on Houston's next possession helped Buffalo preserve the win in their first-ever playoff game at Rich Stadium.

Buffalo	0	7	7	3	17
Houston	0	3	0	7	10

TEAM	SCORING PLAY	QTR-INTO
Bills	Riddick 1 yd. run (Norwood kick)	2-4:25
Oilers	Zendejas 35 yd. field goal	2-10:28
Bills	Thomas 11 yd. run (Norwood kick)	3-12:02
Bills	Norwood 27 yd. field goal	4-3:25
Oilers	Rozier 1 yd. run (Zendejas kick)	4-9:48

Missed FG: Zendejas 37 blocked, 31WL, Norwood 50, 36WL
Attendance: 79,532

	Bills	Oilers
First downs	18	20
3rd-down conversion-att	3-14-21%	3-12-25%
4th-down conversion-att	0-2-0%	0-0-0%
Total yards	372	351
Rushing yards	135	125
Passing yards	237	226
Passes-comp.-Int.	33-19-1	33-17-1
Punts-avg.	4-39.3	6-37.2
Punt return yards	4-56	1-6
Kickoff return yards	3-57	4-48
Fumbles-lost	1-0	5-2
Penalties-yards	8-57	8-60
Field goals made-att	1-3	1-3
Time of possession	28:53	31:07

RUSHING											
OILERS	Att	Yds	Lg	TD	BILLS	Att	Yds	Lg	TD		
Highsmith	5	57	31	0	Thomas	7	75	40	1		
Rozier	13	44	8	0	Mueller	7	24	14	0		
Moon	5	11	5	0	Kelly	3	18	10	0		
Pinkett	3	13	10	0	Riddick	9	12	5	1		
					Reed	1	-1	-1	0		
					Harmon	1	7	7	0		
					Byrum	1	0	0	0		
TOTALS	26	125	31	1	TOTALS	29	135	40	2		

PASSING											
OILERS	Att	Cmp	Yds	TD-I	BILLS	Att	Cmp	Yds	TD-I		
Moon	33	17	240	0-1	Kelly	33	19	244	0-1		
TOTALS	33	17	240	0-1	TOTALS	33	19	244	0-1		

RECEIVING											
OILERS	Rec	Yds	Lg	TD	BILLS	Rec	Yds	Lg	TD		
Hill	4	62	21	0	Reed	6	91	53	0		
Highsmith	2	3	7	0	Metzelaars	1	7	7	0		
Jeffires	5	78	27	0	Burkett	3	55	26	0		
Givins	1	23	23	0	Johnson	3	31	18	0		
Duncan	1	9	9	0	Harmon	5	58	17	0		
Pinkett	2	21	15	0	Mueller	1	2	2	0		
Harris	2	44	29	0							
TOTALS	17	240	29	0	TOTALS	19	244	53	0		

INDIVIDUAL DEFENSE (press box stats)

OILERS – Leading Tackler: Brown 8-1-9, Grimsley 9-0-9. Sacks: Childress 1. Int.: Eaton 1. FR: Highsmith 1, Pinkett 1.
BILLS – Leading Tackler: Talley 7-0-7, Still 5-2-7. Sacks: Talley 1, Smith 1. Int.: Kelso 1. FR: Smith 1, Bennett 1.

PLAYOFF GAME SUMMARIES

AFC WILD CARD PLAYOFF GAME – 1989 Pittsburgh 26, Houston 23 (OT) December 31, 1989 • Astrodome

Gary Anderson kicked a 50-yard field goal 3:26 into overtime to cap Pittsburgh's 26-23 comeback win over the Oilers and earn its first playoff victory since 1984. The Steelers, despite being outgained by Houston 380 to 289 total yards, led the game for more than three quarters. Rookie running back Tim Worley converted a fourth-and-one play into a nine-yard touchdown run and Anderson kicked field goals of 25, 30, and 48 yards for a 16-9 fourth-quarter lead. Warren Moon tied the score with an 18-yard touchdown pass to Ernest Givins and gave the Oilers their only lead, 23-16, when he found Givins on a nine-yard scoring pass with six minutes to play. Pittsburgh's Buddy Brister countered with an 82-yard, 11-play drive capped by Merrill Hoge's one-yard touchdown plunge with 46 seconds remaining. Anderson's extra point tied the score and sent the game into overtime. Rod Woodson recovered Lorenzo White's fumble on the Oilers' first play in overtime to set up Anderson's decisive field goal.

Pittsburgh.....	7	3	3	10	3	26
Houston.....	0	6	3	14	0	23

TEAM	SCORING PLAY	QTR-INTO
Steelers	Worley 9 yd. run (Anderson kick)	1-12:07
Oilers	Zendejas 26 yd. field goal	2-5:53
Oilers	Zendejas 35 yd. field goal	2-8:50
Steelers	Anderson 25 yd. field goal	2-13:03
Oilers	Zendejas 26 yd. field goal	3-3:30
Steelers	Anderson 30 yd. field goal	3-11:55
Steelers	Anderson 48 yd. field goal	4-0:30
Oilers	Givins 18 yd. pass from Moon (Zendejas kick)	4-5:46
Oilers	Givins 9 yd. pass from Moon (Zendejas kick)	4-8:58
Steelers	Hoge 2 yd. run (Anderson kick)	4-14:14
Steelers	Anderson 50 yd. field goal	5-3:26

Missed FG: Zendejas 55 Short
Attendance: 58,306

	Steelers	Oilers
First downs	17	22
3rd-down conversion-att	3-14-21%	8-18-44%
4th-down conversion-att	1-1-100%	0-0-0%
Total yards	289	380
Rushing yards	177	65
Passing yards	112	315
Passes-comp.-Int.	33-15-0	48-29-0
Punts-avg.	6-25.3	4-33.0
Punt return yards	2-20	1-0
Kickoff return yards	6-99	2-27
Fumbles-lost	1-1	3-1
Penalties-yards	5-40	8-45
Field goals made-att	4-4	3-4
Time of possession	27:42	35:44

OILERS		RUSHING				STEELERS			
	Att	Yds	Lg	TD		Att	Yds	Lg	TD
Highsmith	2	2	4	0	Hoge	17	100	49	1
Rozier	5	12	3	0	Worley	11	54	12	1
White	7	13	5	0	Brister	1	1	1	0
Pinkett	8	26	6	0	Stone	1	22	22	0
Moon	3	12	5	0					
TOTALS	25	65	6	0	TOTALS	30	177	49	2

OILERS		PASSING				STEELERS			
	Att	Cmp	Yds	TD-I		Att	Cmp	Yds	TD-I
Moon	48	29	315	2-0	Brister	33	15	127	0-0
TOTALS	48	29	315	2-0	TOTALS	33	15	127	0-0

OILERS		RECEIVING				STEELERS			
	Rec	Yds	Lg	TD		Rec	Yds	Lg	TD
Givins	11	136	30	2	Mularkey	3	40	20	0
Hill	6	98	32	0	Stock	1	7	7	0
Rozier	1	5	5	0	Worley	4	23	10	0
Jeffires	3	16	7	0	Hoge	3	26	17	0
Pinkett	3	24	12	0	Lipps	3	24	10	0
Duncan	2	15	9	0	Hill	1	7	7	0
Highsmith	3	21	11	0					
TOTALS	29	315	32	2	TOTALS	15	127	20	0

INDIVIDUAL DEFENSE (press box stats)

OILERS – Leading Tackler: Meads 6-4-10. Sacks: Fairs 1.0. Int.: None. FF: Brown 1. FR: McDowell 1, Moon 1, Pinkett 1.
STEELERS – Leading Tackler: Woodson 6-2-8, Lake 4-4-8. Sacks: None. Int.: None. FF: Woodson 1, Stone 1. FR: Woodson 1.

AFC WILD CARD PLAYOFF GAME – 1990 Cincinnati 41, Houston 14 January 6, 1991 • Riverfront Stadium

Boomer Esiason completed two touchdown passes and ran for a third in the Bengals' victory over the Oilers. Cincinnati built a 20-0 halftime lead as Ickey Woods ran one yard for a touchdown. Esiason flipped a two-yard scoring pass to Harold Green, and Jim Breech kicked two field goals (27 and 30 yards) in the first half. Cincinnati increased its lead to 34-0 in the third quarter when Eric Ball ran three yards for a touchdown and Esiason scored on a 10-yard keeper following James Francis's fumble recovery at Houston's 10-yard line. The Oilers scored on two touchdown passes from Cody Carlson to Ernest Givins (16 and 5 yards). Cincinnati held a 39:45 to 20:15 time-of-possession advantage.

Cincinnati.....	10	10	14	7	41
Houston.....	0	0	7	7	14

TEAM	SCORING PLAY	QTR-INTO
Bengals	Woods 1 yd. run (Breech kick)	1-6:24
Bengals	Breech 27 yd. field goal	1-13:50
Bengals	Green 2 yd. pass from Esiason (Breech kick)	2-5:42
Bengals	Breech 30 yd. field goal	2-14:17
Bengals	Ball 3 yd. run (Breech kick)	3-3:26
Bengals	Esiason 10 yd. run (Breech kick)	3-3:51
Oilers	Givins 16 yd. pass from Carlson (Garcia kick)	3-9:45
Bengals	Kattus 9 yd. pass from Esiason (Breech kick)	4-0:51
Oilers	Givins 5 yd. pass from Carlson (Garcia kick)	4-8:01

Missed FG: None
Attendance: 60,012

	Bengals	Oilers
First downs	24	13
3rd-down conversion-att	4-13-30%	2-9-22%
4th-down conversion-att	2-2-100%	0-0-0%
Total yards	349	226
Rushing yards	187	67
Passing yards	162	165
Passes-comp.-Int.	25-15-1	33-16-1
Punts-avg.	3-45.0	6-42.6
Punt return yards	3-42	1-19
Kickoff return yards	3-58	6-114
Fumbles-lost	1-0	2-1
Penalties-yards	4-40	5-33
Field goals made-att	2-2	0-0
Time of possession	39:45	20:15

OILERS		RUSHING				BENGALS			
	Att	Yds	Lg	TD		Att	Yds	Lg	TD
White	4	2	5	0	Woods	6	11	4	1
Carlson	4	22	12	0	Brooks	6	17	14	0
Pinkett	5	43	16	0	Esiason	5	57	14	1
					Ball	7	33	14	1
					Green	11	55	12	0
					Jennings	6	16	10	0
					Wilhelm	3	-2	0	0
TOTALS	13	67	16	0	TOTALS	44	187	14	3

OILERS		PASSING				BENGALS			
	Att	Cmp	Yds	TD-I		Att	Cmp	Yds	TD-I
Carlson	33	16	165	2-1	Esiason	20	14	150	2-0
					Wilhelm	5	1	12	0-0
TOTALS	33	16	165	2-1	TOTALS	25	15	162	2-0

OILERS		RECEIVING				BENGALS			
	Rec	Yds	Lg	TD		Rec	Yds	Lg	TD
White	1	5	5	0	Jennings	2	15	12	0
Hill	1	5	5	0	Holman	2	51	46	0
Jeffires	2	33	23	0	Woods	2	13	9	0
Duncan	1	15	15	0	McGee	2	23	19	0
Harris	4	37	17	0	Green	2	15	13	1
Givins	6	60	16	2	Brown	2	14	9	0
Pinkett	1	10	10	0	Kattus	2	19	10	1
					Barber	1	12	12	0
TOTALS	16	165	23	2	TOTALS	12	152	46	2

INDIVIDUAL DEFENSE (press box stats)

OILERS – Leading Tackler: Kinard 8-4-12. Sacks: None. Int.: None. FF: None. FR: None.
BENGALS – Leading Tackler: Thomas 6-1-7. Sacks: None. Int.: Fulcher 1. FF: None. FR: Francis 1, Jennings 1.

PLAYOFF GAME SUMMARIES

AFC WILD CARD PLAYOFF GAME – 1991 Houston 17, N.Y. Jets 10 December 29, 1991 • Astrodome

Warren Moon threw a pair of touchdown passes to Ernest Givins and the Oilers' defense stopped the Jets inside Houston's 5-yard line twice in the second half to preserve the victory. The Oilers led 14-10 entering the third quarter, when the Jets took the second-half kickoff and consumed more than eight minutes while driving to the Houston 8-yard line. On third down, Ken O'Brien's pass was intercepted by safety Bubba McDowell at the 2. After Al Del Greco's 53-yard field goal put the Oilers ahead 17-10 early in the fourth quarter, New York drove to the Houston 3. But on third down, Al Smith stopped Brad Baxter for no gain. The Jets had one more chance after recovering Moon's fumble at the Oilers' 26 with 4:59 left in the game, but New York could not convert a first down. For Houston, Moon completed 28 of 40 passes for 271 yards, and Drew Hill had nine catches for 77 yards.

New York	0	10	0	0	10
Houston	7	7	0	3	17

TEAM	SCORING PLAY	QTR-INTO
Oilers	E. Givins 5 yd. pass from Moon (Del Greco kick)	1-9:16
Jets	A. Toon 10 yd. pass from O'Brien (Allegre kick)	2-2:44
Oilers	E. Givins 20 yd. pass from Moon (Del Greco kick)	2-11:04
Jets	Allegre 33 yd. field goal	2-14:56
Oilers	Del Greco 53 yd. field goal	4-1:31

Missed FG: Greco 46WR
Attendance: 61,485

	Jets	Oilers
First downs	18	21
3rd-down conversion-att	6-12-50%	8-14-57%
4th-down conversion-att	0-2-0%	0-0-0%
Total yards	285	303
Rushing yards	71	71
Passing yards	214	232
Passes-comp.-Int.	31-21-3	40-28-1
Punts-avg.	2-36	2-44.5
Punt return yards	0-0	0-0
Kickoff return yards	3-54	1-0
Fumbles-lost	0-0	3-1
Penalties-yards	5-45	8-55
Field goals made-att	1-1	1-2
Time of possession	26:20	33:40

RUSHING									
OILERS	Att	Yds	Lg	TD	JETS	Att	Yds	Lg	TD
L. White	17	65	12	0	J. Hector	11	43	8	0
W. Moon	3	6	7	0	B. Baxter	5	14	5	0
					K. O'Brien	2	10	8	0
					F. McNeil	5	4	5	0
TOTALS	20	71	12	0	TOTALS	23	71	8	0

PASSING									
OILERS	Att	Cmp	Yds	TD-I	JETS	Att	Cmp	Yds	TD-I
W. Moon	40	28	271	2-1	K. O'Brien	31	21	221	1-3
TOTALS	40	28	271	2-1	TOTALS	31	21	221	1-3

RECEIVING									
OILERS	Rec	Yds	Lg	TD	JETS	Rec	Yds	Lg	TD
E. Givins	6	83	35	2	A. Toon	8	96	22	1
D. Hill	9	77	20	0	R. Moore	4	70	31	0
H. Jeffries	4	49	24	0	F. McNeil	4	23	10	0
L. White	4	31	17	0	M. Boyer	3	20	11	0
C. Duncan	4	24	8	0	T. Mathis	2	12	6	0
L. Harris	1	7	7	0					
TOTALS	28	271	35	2	TOTALS	21	221	31	1

INDIVIDUAL DEFENSE (press box stats)

OILERS – Leading Tackler: Lathon 4-7-11. Sacks: Williams 1. Int.: McDowell 2, Orlando 1. FF: None. FR: Moon 2.

JETS – Leading Tackler: Clifton 5-6-11, Stargell 8-3-11. Sacks: Lewis 2.0, Lageman 1.0, Young 1.0. Int.: McMillan 1. FF: Young 1, Lageman 1. FR: Stargell 1.

AFC DIVISIONAL PLAYOFF GAME – 1991 Denver 26, Houston 24 January 4, 1992 • Mile High Stadium

David Treadwell's 28-yard field goal with 16 seconds remaining capped a dramatic 87-yard drive in the closing moments to lift the Broncos over the Oilers. Treadwell's winning kick came shortly after John Elway's 44-yard completion to Vance Johnson on fourth-and-10 from the Denver 35-yard line. Earlier on the drive, Elway scrambled seven yards for a first down on fourth-and-6 from the 28. And it was Elway's 22-yard completion to Michael Young that got the Broncos out of a hole at their own 2-yard line. Denver started the winning drive there with no time outs left after Houston's Greg Montgomery dropped his punt out of bounds with 2:07 left in the game. Warren Moon passed for three touchdowns as Houston built first half leads of 14-0 and 21-6. But the Broncos defense stiffened, allowing only a field goal in the second half.

Denver	6	7	3	10	26
Houston	14	7	0	3	24

TEAM	SCORING PLAY	QTR-INTO
Oilers	H. Jeffries 15 yd. pass from Moon (Del Greco kick)	1-1:46
Oilers	D. Hill 9 yd. pass frm Moon (Del Greco kick)	1-9:44
Broncos	V. Johnson 10 yd. pass from Elway (kick no good)	1-13:43
Oilers	C. Duncan 6 yd. pass from Moon (Del Greco kick)	2-4:05
Broncos	G. Lewis 1 yd. run (Treadwell kick)	2-14:21
Broncos	D. Treadwell 49 yd. field goal	3-13:02
Oilers	A. Del Greco 25 yd. field goal	4-1:35
Broncos	G. Lewis 1 yd. run (Treadwell kick)	4-8:07
Broncos	D. Treadwell 28 yd. field goal	4-14:44

Missed FG: Del Greco 33WR
Attendance: 75,301

	Broncos	Oilers
First downs	26	23
3rd-down conversion-att	5-11-45%	5-8-63%
4th-down conversion-att	3-3-100%	0-0-0%
Total yards	418	422
Rushing yards	151	97
Passing yards	267	325
Passes-comp.-Int.	34-20-1	36-27-1
Punts-avg.	2-40.5	1-44
Punt return yards	0-0	0-0
Kickoff return yards	4-88	6-82
Fumbles-lost	3-0	0-0
Penalties-yards	6-70	13-85
Field goals made-att	2-2	1-2
Time of possession	29:34	30:26

RUSHING									
OILERS	Att	Yds	Lg	TD	BRONCOS	Att	Yds	Lg	TD
L. White	17	79	10	0	G. Green	17	59	14	0
W. Moon	2	18	15	0	J. Elway	6	39	15	0
					R. Rivers	1	3	3	0
					G. Lewis	3	2	1	2
					S. Sewell	4	48	19	0
TOTALS	19	97	15	0	TOTALS	31	151	19	2

PASSING									
OILERS	Att	Cmp	Yds	TD-I	BRONCOS	Att	Cmp	Yds	TD-I
W. Moon	36	27	325	3-1	J. Elway	33	19	257	1-1
					S. Sewell	1	1	10	0-0
TOTALS	36	27	325	3-1	TOTALS	34	20	267	1-1

RECEIVING									
OILERS	Rec	Yds	Lg	TD	BRONCOS	Rec	Yds	Lg	TD
H. Jeffries	7	99	49	1	C. Kay	1	8	8	0
L. White	5	35	10	0	V. Johnson	5	78	44	1
E. Givins	6	111	29	0	D. Russell	1	20	20	0
D. Hill	2	21	12	1	S. Sharpe	3	20	7	0
C. Duncan	6	40	11	1	M. Young	4	85	32	0
T. Jones	1	19	19	0	R. Nattiel	2	27	23	0
					S. Sewell	3	28	16	0
					G. Green	1	1	1	0
TOTALS	27	325	49	3	TOTALS	20	267	44	1

INDIVIDUAL DEFENSE (press box stats)

OILERS – Leading Tackler: A. Smith 6-1-7, L. Lathon 6-1-7. Sacks: None. Int.: R. Johnson 1. FF: B. Orlando 1, A. Smith 1. FR: None.

BRONCOS – Leading Tackler: C. Dimry 9-0-9, M. Brooks 7-2-9. Sacks: None. Int.: S. Atwater 1. FF: None. FR: J. Davidson 1.

PLAYOFF GAME SUMMARIES

AFC WILD CARD PLAYOFF GAME – 1992
Buffalo 41, Houston 38 (OT)
 January 3, 1993 • Rich Stadium

Warren Moon threw for 220 yards and four touchdowns in the first half as Houston jumped out to a 28-3 lead. Early in the third quarter, Oilers defensive back Bubba McDowell intercepted Frank Reich's first pass of the second half and returned it 58 yards for a touchdown as the Oilers took a commanding 32-point lead, 35-3. Then, Buffalo started the comeback, advancing 50 yards to score on Davis' 1-yard touchdown run to cut the deficit to 35-10. After a recovered onside kick by the Bills which led to a touchdown, and a 26-yard touchdown pass to wide receiver Andre Reed, the lead was trimmed to 35-24. On the Oilers' ensuing possession, Bills safety Henry Jones intercepted a pass from Moon which led to another touchdown pass from Reich to Reed. Kicker Al Del Greco attempted a field goal to increase the Oilers' lead, but the snap was fumbled. The Bills then scored on a 17-yard touchdown pass, taking the lead 38-35 with three minutes remaining in the game. A last minute drive ending in a 26-yard field goal from Del Greco would send the game into overtime. Early in overtime, Bills defensive back Nate Odomes intercepted a pass from Moon, setting up Steve Christie's 32-yard game-winning field goal.

Buffalo 3	0	28	7	3	41
Houston 7	21	7	3	0	38

TEAM	SCORING PLAY	QTR-LEFT
Oilers	H. Jeffries 3 pass from W. Moon (A. Del Greco kick)	1-5:51
Bills	S. Christie 36 field goal	1-1:24
Oilers	W. Slaughter 7 pass from W. Moon (A. Del Greco kick)	2-8:59
Oilers	C. Duncan 26 pass from W. Moon (A. Del Greco kick)	2-4:09
Oilers	H. Jeffries 27 pass from W. Moon (A. Del Greco kick)	2-0:14
Oilers	B. McDowell 58 INT return (A. Del Greco kick)	3-13:19
Bills	K. Davis 1 run (D. Christie, kick)	3-8:52
Bills	D. Beebe 38 pass from F. Reich (D. Christie kick)	3-7:56
Bills	A. Reed 26 pass from F. Reich (D. Christie kick)	3-4:21
Bills	A. Reed 18 pass from F. Reich (D. Christie kick)	3-2:00
Bills	A. Reed 17 pass from F. Reich (D. Christie kick)	4-3:08
Oilers	A. Del Greco 26 field goal	4-0:12
Bills	D. Christie 32 field goal	5-11:54

Missed FG: None
 Attendance: 75,141

	Bills	Oilers
First downs	19	27
3rd-down conversion-att	8-15-53%	6-14-43%
4th-down conversion-att	2-3-67%	2-3-67%
Total yards	366	429
Rushing yards	98	82
Passing yards	268	347
Passes-comp.-Int.	34-21-1	50-36-2
Punts-avg.	2-35	2-24.5
Punt return yards	0-0	1-7
Kickoff return yards	5-55	4-27
Fumbles-lost	0-0	2-0
Penalties-yards	4-30	4-30
Field goals made-att	2-2	1-1
Time of possession	25:27	37:39

OILERS		RUSHING				BILLS			
Att	Yds	Lg	TD	Att	Yds	Lg	TD		
W. Moon	2	7	5	0	T. Thomas	11	26	6	0
L. White	19	75	14	0	K. Davis	13	68	35	1
Montgomery	1	0	0	0	C. Gardner	1	5	5	0
					F. Reich	1	-1	-1	0
TOTALS	22	82	14	0	TOTALS	26	98	35	1

OILERS		PASSING				BILLS			
Att	Cmp	Yds	TD-I	Att	Cmp	Yds	TD-I		
W. Moon	50	36	371	4-2	F. Reich	34	21	289	4-1
TOTALS	50	36	371	4-2	TOTALS	34	21	289	4-1

OILERS		RECEIVING				BILLS			
Rec	Yds	Lg	TD	Rec	Yds	Lg	TD		
C. Duncan	8	57	26	1	P. Metzelaars	3	43	2	0
W. Slaughter	8	73	18	1	A. Reed	8	136	27	3
H. Jeffries	8	98	32	2	T. Thomas	2	-3	1	0
E. Givins	9	117	27	0	D. Beebe	4	64	38	1
L. Harris	2	15	9	0	J. Lofton	2	24	18	0
L. White	1	11	11	0	K. Davis	2	25	19	0
TOTALS	36	371	32	4	TOTALS	21	289	38	4

INDIVIDUAL DEFENSE (press box stats)

OILERS – Leading Tackler: A. Smith 4-3-7. Sacks: W. Fuller 2.0, S. Jones 1.0. Int.: B. McDowell 1. FF: None. FR: None.

BILLS – Leading Tackler: P. Hansen 10-0-10. Sacks: J. Wright 2.0, P. Hansen 1.0, D. Talley 1.0. Int.: H. Jones 1, N. Odomes 1. FF: D. Talley 1. FR: None.

AFC DIVISIONAL PLAYOFF GAME – 1993
Kansas City 28, Houston 20
 January 16, 1994 • Astrodome

Joe Montana threw three second-half touchdown passes, including two just 54 seconds apart in the fourth quarter, to rally the Chiefs past the Oilers. Houston, which entered the game with an 11-game winning streak, jumped out to a 10-0 lead in the opening quarter and still led 13-7 after Al Del Greco's 43-yard field goal with 9:37 remaining in the fourth quarter. But Kansas City marched 71 yards in only 59 seconds, the key play a 38-yard pass interference penalty against Oilers cornerback Cris Dishman, to take the lead for the first time on Montana's 11-yard touchdown pass to J.J. Birden. On the next play from scrimmage, Chiefs linebacker Derrick Thomas sacked Warren Moon, forcing a fumble that defensive tackle Dan Saleaumua recovered at the Oilers' 12-yard line. On third down, Montana's 18-yard touchdown pass to Willie Davis put Kansas City ahead 21-13 with 7:44 left. Houston drove 80 yards to a touchdown to pull within one point with 3:45 to go, but Marcus Allen's 21-yard touchdown run at the 1:55 mark sealed the Oilers' fate.

Kansas City 0	0	7	21	28
Houston 10	0	0	10	20

TEAM	SCORING PLAY	QTR-LEFT
Oilers	A. Del Greco 49 field goal	1-11:10
Oilers	C. Brown 2 run (A. Del Greco kick)	1-1:59
Chiefs	K. Cash 7 pass from J. Montana (N. Lowery kick)	3-10:19
Oilers	A. Del Greco 43 field goal	4-9:37
Chiefs	J. Birden 11 pass from J. Montana (N. Lowery kick)	4-8:38
Chiefs	W. Davis 18 pass from J. Montana (N. Lowery kick)	4-7:44
Oilers	E. Givins 7 pass from W. Moon (A. Del Greco kick)	4-3:35
Chiefs	M. Allen 21 run (N. Lowery kick)	4-1:55

Missed FG: None
 Attendance: 64,011

	Chiefs	Oilers
First downs	18	19
3rd-down conversion-att	6-12-50%	7-15-47%
4th-down conversion-att	0-1-0%	0-1-0%
Total yards	354	277
Rushing yards	71	39
Passing yards	283	238
Passes-comp.-Int.	38-22-2	43-32-1
Punts-avg.	3-45	5-48.6
Punt return yards	4-44	1-12
Kickoff return yards	2-38	3-50
Fumbles-lost	0-0	7-2
Penalties-yards	7-51	3-63
Field goals made-att	0-0	2-2
Time of possession	24:18	35:42

OILERS		RUSHING				CHIEFS			
Att	Yds	Lg	TD	Att	Yds	Lg	TD		
W. Moon	3	22	17	0	M. Allen	14	74	21	1
G. Brown	11	17	5	1	D. Krieg	2	-2	-1	0
					K. Anders	1	0	0	0
					J. Montana	1	-1	-1	0
TOTALS	14	39	17	1	TOTALS	18	71	21	1

OILERS		PASSING				CHIEFS			
Att	Cmp	Yds	TD-I	Att	Cmp	Yds	TD-I		
W. Moon	43	32	306	1-1	J. Montana	38	22	299	3-2
TOTALS	43	32	306	1-1	TOTALS	38	22	299	3-2

OILERS		RECEIVING				CHIEFS			
Rec	Yds	Lg	TD	Rec	Yds	Lg	TD		
H. Jeffries	9	88	28	0	J. Birden	6	60	14	1
E. Givins	7	63	15	1	W. Davis	5	96	36	1
G. Wellman	6	80	30	0	K. Cash	4	80	41	1
C. Duncan	6	49	14	0	T. Barnett	2	24	14	0
G. Brown	4	26	12	0	T. McNair	2	9	9	0
					M. Allen	1	12	12	0
					J. Hayes	1	9	9	0
					F. Jones	1	9	9	0
TOTALS	32	306	30	1	TOTALS	22	299	41	3

INDIVIDUAL DEFENSE (press box stats)

OILERS – Leading Tackler: B. Orlando 8-2-10. Sacks: W. Fuller 1.0, L. Lathon 1.0. Int.: S. Jackson 1, T. Hoage 1. FF: None. FR: None.

CHIEFS – Leading Tackler: A. Lewis 8-0-8, M. Bayless 6-2-8, C. Mincy 6-2-8. Sacks: A. Lewis 2.0, D. Thomas 2.0, B. Thompson 2.0, N. Smith 1.0, J. Phillips 1.0. Int.: C. Mincy 1. FF: None. FR: Saleaumua 1.

PLAYOFF GAME SUMMARIES

AFC WILD CARD PLAYOFF GAME – 1999 Tennessee 22, Buffalo 16 January 8, 2000 • Adelphia Coliseum

One of the most memorable finishes in NFL playoff history gave the Titans the franchise's first playoff win since 1991, a 22-16 stunner over the visiting Buffalo Bills. After Steve Christie kicked a 41-yard field goal to give Buffalo a 16-15 lead with 16 seconds remaining, Kevin Dyson returned a Frank Wycheck lateral on the ensuing kickoff 75 yards for a touchdown with three seconds left in the game. The play, quickly dubbed as the "Music City Miracle," gave Tennessee a 22-16 lead that turned into a victory after Buffalo's last-ditch hopes for a matching return touchdown were thwarted. Eddie George paced Tennessee's offense with a 29-carry, 106-yard performance. The victory, in front of a franchise-record crowd at Adelphia Coliseum, allowed the franchise to advance to the AFC Divisional Playoffs for the first time since 1993. The Titans took a 12-0 lead into intermission, but the Bills stormed back behind two touchdowns from Antowain Smith that gave Buffalo a 13-12 lead with 11:08 remaining. Al Del Greco's 36-yard field goal gave the Titans a 15-13 lead with 1:48 remaining, setting up the game's final dramatic moments.

Buffalo	0	0	7	9	16
Tennessee	0	12	0	10	22

TEAM	SCORING PLAY	QTR-LEFT
Titans	R. Johnson sacked by J. Kearse for safety	2-11:19
Titans	S. McNair 1 run (A. Del Greco kick)	2-7:55
Titans	A. Del Greco 40 field goal	2-0:00
Bills	A. Smith 4 run (S. Christie kick)	3-12:28
Bills	A. Smith 1 run (Two-pt. attempt failed)	4-11:08
Titans	A. Del Greco 36 field goal	4-1:48
Bills	S. Christie 41 field goal	4-0:16
Titans	K. Dyson 75 kickoff return (A. Del Greco kick)	4-0:03

Missed FG: A. Del Greco 43W/L
Attendance: 66,782

	Bills	Titans
First downs	13	16
3rd-down conversion-att	5-13-38%	4-16-25%
4th-down conversion-att	0-0-0%	0-0-0%
Total Yards	219	194
Rushing yards	123	139
Passing yards	96	55
Passes-comp.-Int.	22-10-0	24-13-0
Punts-avg.	8-38.5	7-41
Punt return yards	3-10	6-32
Kickoff return yards	4-73	5-192
Fumbles-lost	2-2	2-1
Penalties-yards	10-59	2-12
Field goals made-att	1-2	2-2
Time of possession	24:54	35:06

RUSHING									
TITANS	Att	Yds	Lg	TD	BILLS	Att	Yds	Lg	TD
E. George	29	106	9	0	A. Smith	14	79	44	2
S. McNair	6	19	10	1	J. Linton	5	25	12	0
R. Thomas	4	14	13	0	T. Thomas	5	10	9	0
					R. Johnson	3	9	4	0
TOTALS	39	139	13	1	TOTALS	27	123	44	2

PASSING									
TITANS	Att	Cmp	Yds	TD-I	BILLS	Att	Cmp	Yds	TD-I
S. McNair	24	13	76	0-1	R. Johnson	22	10	131	0-0
TOTALS	24	13	76	0-1	TOTALS	22	10	131	0-0

RECEIVING									
TITANS	Rec	Yds	Lg	TD	BILLS	Rec	Yds	Lg	TD
F. Wycheck	4	29	14	0	P. Price	5	62	15	0
J. Harris	4	20	10	0	E. Moulds	3	62	37	0
E. George	2	4	3	0	S. Gash	1	6	6	0
C. Sanders	1	11	11	0	B. Collins	1	1	1	0
Y. Thigpen	1	8	8	0					
K. Dyson	1	4	4	0					
TOTALS	13	76	14	0	TOTALS	10	131	37	0

INDIVIDUAL DEFENSE (press box stats)

TITANS – Leading Tackler: B. Bishop 6-1-7. Sacks: J. Kearse 2.0, J. Fisk 1.0, S. Rolle 1.0, J. Evans 1.0, K. Holmes 1.0. Int.: None. FF: J. Kearse 1. FR: B. Wortham 1.
BILLS – Leading Tackler: J. Holecek 10-3-13. Sacks: B. Smith 2.5, P. Hansen 0.5. Int.: A. Winfield 1. FF: K. Schulz 1. FR: P. Hansen 1.

AFC DIVISIONAL PLAYOFF GAME – 1999 Tennessee 19, Indianapolis 16 January 16, 2000 • RCA Dome

Eddie George ran for a franchise playoff-record 162 yards and a touchdown as the Tennessee Titans advanced to their first AFC Championship Game since 1979 with a 19-16 victory over the Indianapolis Colts at the RCA Dome. George's 68-yard touchdown run on the first drive of the third quarter gave the Titans the lead for good, and Tennessee's defense held rookie standout Edgerrin James to only 56 yards rushing on 20 carries. Al Del Greco set franchise post-season records for field goals in a game and a career, kicking two of his four field goals in each half to give him 11 for his career. Indiana native Blaine Bishop led the inspired Tennessee defense with 11 tackles and two passes defensed, and the defensive unit as a whole held Peyton Manning in check, with the second-year signal caller completing only 19 of 43 passes for 227 yards in the loss. The Colts pulled within three points with 1:51 remaining on Manning's 15-yard TD run, but Yancey Thigpen sealed Tennessee's victory by recovering Danny Knight's ensuing onside kick.

Indianapolis	3	6	0	7	16
Tennessee	0	6	7	6	19

TEAM	SCORING PLAY	QTR-LEFT
Colts	M. Vanderjagt 40 field goal	1-7:13
Titans	A. Del Greco 49 field goal	2-14:56
Colts	M. Vanderjagt 40 field goal	2-5:38
Titans	A. Del Greco 37 field goal	2-3:15
Colts	M. Vanderjagt 34 field goal	2-0:01
Titans	E. George 68 run (A. Del Greco kick)	3-13:19
Titans	A. Del Greco 25 field goal	4-12:57
Titans	A. Del Greco 43 field goal	4-4:19
Colts	P. Manning 15 run (M. Vanderjagt kick)	4-1:51

Missed FG: None
Attendance: 57,097

	Colts	Titans
First downs	19	13
3rd-down conversion-att	5-15-33%	3-14-21%
4th-down conversion-att	0-1-0%	0-0-0%
Total yards	305	309
Rushing yards	78	197
Passing yards	227	112
Passes-comp.-Int.	43-19-0	24-13-0
Punts-avg.	7-48.6	5-52
Punt return yards	2-24	3-49
Kickoff return yards	6-87	2-47
Fumbles-lost	1-0	1-1
Penalties-yards	7-60	9-78
Field goals made-att	3-3	4-4
Time of possession	28:55	31:05

RUSHING									
TITANS	Att	Yds	Lg	TD	COLTS	Att	Yds	Lg	TD
E. George	26	162	68	1	E. James	20	56	14	0
S. McNair	7	35	29	0	P. Manning	2	22	15	1
TOTALS	33	197	68	1	TOTALS	22	78	15	1

PASSING									
TITANS	Att	Cmp	Yds	TD-I	COLTS	Att	Cmp	Yds	TD-I
S. McNair	24	13	112	0-0	P. Manning	43	19	227	0-0
TOTALS	24	13	112	0-0	TOTALS	43	19	227	0-0

RECEIVING									
TITANS	Rec	Yds	Lg	TD	COLTS	Rec	Yds	Lg	TD
Y. Thigpen	3	19	7	0	M. Harrison	5	65	25	0
F. Wycheck	3	16	6	0	J. Pathon	5	44	13	0
E. George	3	14	6	0	T. Wilkins	4	55	23	0
C. Sanders	2	38	26	0	K. Dilger	2	12	7	0
K. Dyson	2	25	15	0	E.G. Green	1	33	33	0
					M. Pollard	1	10	10	0
					E. James	1	8	8	0
TOTALS	13	112	26	0	TOTALS	19	227	33	0

INDIVIDUAL DEFENSE (press box stats)

TITANS – Leading Tackler: B. Bishop 6-1-7. Sacks: None. Int.: None. FF: D. Sidney 1. FR: None.
COLTS – Leading Tackler: M. Barber 9-1-10. Sacks: None. Int.: None. FF: None. FR: M. Thomas 1.

PLAYOFF GAME SUMMARIES

AFC CHAMPIONSHIP GAME – 1999
Tennessee 33, Jacksonville 14
January 23, 2000 • Alltel Stadium

The Titans advanced to the Super Bowl for the first time in franchise history by defeating the Jacksonville Jaguars for the third time in the same season, 33-14, at Alltel Stadium. Steve McNair ran for 91 yards and two second-half touchdowns, combining with Eddie George for 177 yards rushing on the afternoon. The Titans' defense turned in a dominant performance, forcing six Jacksonville turnovers, including two fumbles and two interceptions from Mark Brunell. Jacksonville led 14-7 on a 33-yard TD run by James Stewart. But the Titans then scored 26 unanswered points, including an Al Del Greco 34-yard field goal that cut the Jaguar lead to 14-10 at halftime. McNair scored on a 1-yard run with 9:24 remaining in the third quarter, and after Mark Brunell was dropped for a safety, Derrick Mason ran the ensuing free kick 80 yards for a touchdown. McNair scored his second touchdown of the game with seven minutes remaining, sealing the 33-14 outcome. The win gave the Titans their first AFC Championship since the AFL-NFL merger, and advanced them to Super Bowl XXXIV against St. Louis.

Jacksonville	7	7	0	0	14
Tennessee	7	3	16	7	33

TEAM	SCORING PLAY	QTR-LEFT
Jaguars	K. Brady 7 pass from M. Brunell (M. Hollis kick)	1-11:20
Titans	Y. Thigpen 9 pass from S. McNair (A. Del Greco kick)	1-5:30
Jaguars	J. Stewart 33 run (M. Hollis kick)	2-4:36
Titans	A. Del Greco 34 field goal	2-0:20
Titans	S. McNair 1 run (A. Del Greco kick)	3-9:24
Titans	M. Brunell sacked by J. Evans & J. Fisk for safety	3-5:13
Titans	D. Mason 80 kickoff return (A. Del Greco kick)	3-4:56
Titans	S. McNair 1 run (A. Del Greco kick)	4-6:59

Missed FG: None
Attendance: 75,206

	Jaguars	Titans
First downs	20	17
3rd-down conversion-att	3-10-30%	3-10-30%
4th-down conversion-att	0-2-0%	0-0-0%
Total yards	360	289
Rushing yards	144	177
Passing yards	216	112
Passes-comp.-Int.	38-19-2	23-14-1
Punts-avg.	3-45.3	5-39.8
Punt return yards	3-2	2-14
Kickoff return yards	6-80	4-174
Fumbles-lost	5-4	5-3
Penalties-yards	9-100	5-39
Field goals made-att	0-0	1-1
Time of possession	28:24	31:36

RUSHING									
TITANS	Att	Yds	Lg	TD	JAGUARS	Att	Yds	Lg	TD
S. McNair	9	91	51	2	F. Taylor	19	110	31	0
E. George	25	86	20	0	J. Stewart	3	35	33	1
					M. Brunell	1	-1	-1	0
TOTALS	34	177	51	2	TOTALS	23	144	33	1

PASSING									
TITANS	Att	Cmp	Yds	TD-I	JAGUARS	Att	Cmp	Yds	TD-I
S. McNair	23	14	112	1-1	M. Brunell	38	19	226	1-2
TOTALS	23	14	112	1-1	TOTALS	38	19	226	1-2

RECEIVING									
TITANS	Rec	Yds	Lg	TD	JAGUARS	Rec	Yds	Lg	TD
J. Harris	3	33	15	0	K. McCardell	6	67	18	0
E. George	3	19	15	0	J. Smith	5	92	37	0
I. Byrd	2	19	11	0	K. Brady	5	44	17	1
Y. Thigpen	2	16	9	1	F. Taylor	2	16	9	0
F. Wycheck	2	12	8	0	D. Jones	1	7	7	0
K. Dyson	1	12	1	0					
L. Neal	1	1	1	0					
TOTALS	14	112	15	1	TOTALS	19	226	37	1

INDIVIDUAL DEFENSE (press box stats)

TITANS – Leading Tackler: E. Robinson 6-1-7. Sacks: B. Bishop 1.0, K. Holmes 1.0, J. Evans 0.5, J. Fisk 0.5. Int.: M. Robertson 1, D. Mitchell 1. FF: E. Robinson 2, B. Bishop 1, K. Holmes 1. FR: D. Walker 1, J. Kearse 1, J. Fisk 1.
JAGUARS – Leading Tackler: K. Hardy 6-4-10. Sacks: T. Brackens 1.0. Int.: F. Bryant 1. FF: T. Brackens 1, L. Marts 1, K. Hardy 1. FR: L. Marts 1, T. Brackens 1.

SUPER BOWL XXXIV – 1999
St. Louis 23, Tennessee 16
January 30, 2000 • Georgia Dome

The Titans' magical season ended at the Georgia Dome, as receiver Kevin Dyson was stopped just short of the goal line on the game's last play by Rams linebacker Mike Jones in a 23-16 St. Louis victory. The play ended an inspired two-minute drive led by Steve McNair, who broke Super Bowl records for rushing yards by a quarterback in both one game and one play for the Titans. The Rams held a 9-0 lead at halftime, extending their lead to 16-0 on a nine yard TD reception by Torry Holt with 7:20 left in the third quarter. The Titans charged back on two touchdown runs by Eddie George, and tied the score at 16 on a 43-yard Al Del Greco field goal with 2:12 remaining. On the first play of the ensuing drive, Isaac Bruce broke free and scored on a 73-yard touchdown pass from Kurt Warner, giving the Rams a seven-point advantage. McNair then led a 12-play, 87-yard drive that culminated in the completion to Dyson. McNair's prolific day included 64 yards rushing. George, meanwhile, rushed for 95 yards to become the Titans' career playoff rushing leader.

St. Louis	3	6	7	7	23
Tennessee	0	0	6	10	16

TEAM	SCORING PLAY	QTR-LEFT
Rams	J. Wilkins 27 yd. field goal	1-3:00
Rams	J. Wilkins 29 yd. field goal	2-4:16
Rams	J. Wilkins 28 yd. field goal	2-0:15
Rams	T. Holt 9 yd. pass from K. Warner (J. Wilkins kick)	3-7:20
Titans	E. George 1 yd. run (two-pt attempt failed)	3-0:14
Titans	E. George 2 yd. run (A. Del Greco kick)	4-7:21
Titans	Del Greco 43 yd. field goal	4-2:12
Rams	I. Bruce 73 yd. pass from K. Warner (J. Wilkins kick)	4-1:54

Missed FG: J. Wilkins 34WR, A. Del Greco 47WL, 47B
Attendance: 72,625

	Rams	Titans
First downs	23	27
3rd-down conversion-att	5-12-42%	6-13-46%
4th-down conversion-att	0-1-0%	1-1-100%
Total yards	436	367
Rushing yards	29	159
Passing yards	407	208
Passes-comp.-Int.	45-24-0	36-22-0
Punts-avg.	2-38.2	3-43
Punt return yards	2-8	1-1
Kickoff return yards	4-55	5-122
Fumbles-lost	2-0	1-0
Penalties-yards	8-60	7-45
Field goals made-att	3-4	1-3
Time of possession	23:34	36:26

RUSHING											
TITANS	Att	Yds	Lg	TD	RAMS	Att	Yds	Lg	TD		
E. George	28	95	13	2	M. Faulk	10	17	4	0		
S. McNair	8	64	23	0	R. Holcombe	1	11	11	0		
					K. Warner	1	1	1	0		
					M. Horan	1	0	0	0		
TOTALS	36	159	23	2	TOTALS	13	29	11	0		

PASSING											
TITANS	Att	Cmp	Yds	TD-I	RAMS	Att	Cmp	Yds	TD-I		
S. McNair	36	22	214	0-0	K. Warner	45	24	414	2-0		
TOTALS	36	22	214	0-0	TOTALS	45	24	414	2-0		

RECEIVING											
TITANS	Rec	Yds	Lg	TD	RAMS	Rec	Yds	Lg	TD		
J. Harris	7	64	21	0	T. Holt	7	109	32	1		
F. Wycheck	5	35	13	0	I. Bruce	6	162	73	1		
K. Dyson	4	41	16	0	M. Faulk	5	90	52	0		
E. George	2	35	32	0	A. Hakim	1	17	17	0		
I. Byrd	2	21	21	0	E. Conwell	1	16	16	0		
D. Mason	2	18	9	0	R. Proehl	1	11	11	0		
					R. Williams	1	9	9	0		
					R. Holcombe	1	1	1	0		
					F. Miller	1	-1	-1	0		
TOTALS	22	214	32	0	TOTALS	24	414	73	2		

INDIVIDUAL DEFENSE (press box stats)

TITANS – Leading Tackler: B. Bishop 4-1-5, A. Dorsett 1-4-5. Sacks: J. Fisk 1.0. Int.: None. FF: None. FR: None.
RAMS – Leading Tackler: B. Jenkins 9-3-12. Sacks: K. Carter 1.0. Int.: None. FF: B. Jenkins 1. FR: None.

PLAYOFF GAME SUMMARIES

AFC DIVISIONAL PLAYOFF GAME – 2000 Baltimore 24, Tennessee 10 January 7, 2001 • Adelphia Coliseum

The Baltimore Ravens used big plays on defense and special teams to advance to the AFC Championship Game with a 24-10 victory over the Tennessee Titans at Adelphia Coliseum. Anthony Mitchell returned a blocked Al Del Greco field goal attempt 90 yards for a touchdown to break a 10-10 tie, and NFL Defensive Player of the Year Ray Lewis returned an interception 50 yards for a touchdown to seal Baltimore's win with 6:41 remaining in the fourth quarter. The Titans took control of the game early, as Eddie George capped off an opening drive that spanned 11 plays and 58 yards with a two-yard touchdown run. Regardless of the final score, it was a dominant performance by the Tennessee defense, as they held the Ravens to six first downs, 134 total yards, and only five completions by Baltimore quarterback Trent Dilfer. Offensively, the Titans dominated Baltimore in first downs (23 to 6), rushing yards (126 to 49) and passing yards (191 to 85), but Baltimore's big plays were ultimately too much to overcome. The loss ended the Titans' reign as AFC Champions and their season at 13-4.

Baltimore	0	7	3	14	24
Tennessee	7	0	3	0	10

TEAM	SCORING PLAY	QTR-LEFT
Titans	E. George 2 run (A. Del Greco kick)	1-7:43
Ravens	Ja. Lewis 1 run (M. Stover kick)	2-9:46
Titans	A. Del Greco 21 field goal	3-8:14
Ravens	M. Stover 38 field goal	3-3:05
Ravens	A. Mitchell 90 field goal return (M. Stover kick)	4-12:12
Ravens	R. Lewis 50 interception return (M. Stover kick)	4-6:41

Missed FG: A. Del Greco 45B, 31LU, 37B

Attendance: 68,527

	Ravens	Titans
First downs	6	23
3rd-down conversion-att	2-11-18%	5-16-31%
4th-down conversion-att	0-0-0%	0-2-0%
Total yards	134	317
Rushing yards	49	126
Passing yards	85	191
Passes-comp.-Int.	17-5-0	47-25-1
Punts-avg.	8-27.6	5-37.8
Punt return yards	1-4	2-5
Kickoff return yards	3-69	4-55
Fumbles-lost	0-0	0-0
Penalties-yards	7-50	6-55
Field goals made-att	1-1	1-4
Time of possession	19:31	40:29

RUSHING									
TITANS	Att	Yds	Lg	TD	RAVENS	Att	Yds	Lg	TD
E. George	27	91	15	1	Ja. Lewis	17	47	14	1
S. McNair	5	31	11	0	T. Dilfer	4	1	4	0
R. Thomas	1	4	4	0	Je. Lewis	1	1	1	0
					S. Gash	1	0	0	0
TOTALS	33	126	15	1	TOTALS	23	49	14	1

PASSING									
TITANS	Att	Cmp	Yds	TD-I	RAVENS	Att	Cmp	Yds	TD-I
S. McNair	46	24	176	0-1	T. Dilfer	16	5	117	0-0
N. O'Donnell	1	1	19	0-0	T. Banks	1	0	0	0-0
TOTALS	47	25	195	0-1	TOTALS	17	5	117	0-0

RECEIVING									
TITANS	Rec	Yds	Lg	TD	RAVENS	Rec	Yds	Lg	TD
E. George	8	5	10	0	Q. Ismail	3	53	33	0
D. Mason	7	88	19	0	S. Sharpe	1	56	56	0
F. Wycheck	5	31	13	0	B. Stokley	1	8	8	0
Y. Thigpen	3	25	11	0					
E. Kinney	1	9	9	0					
S. McNair	1	-10	-10	0					
TOTALS	25	195	19	0	TOTALS	5	117	56	0

INDIVIDUAL DEFENSE (press box stats)

TITANS – Leading Tackler: R. Godfrey 7-2-9. Sacks: R. Godfrey 1.0, J. Fisk 1.0, H. Ford 1.0. Int.: None. FF: None. FR: None.

RAVENS – Leading Tackler: R. Lewis 9-3-12. Sacks: S. Adams 1.0. Int.: R. Lewis 1. FF: None. FR: None.

AFC DIVISIONAL PLAYOFF GAME – 2002 Tennessee 34, Pittsburgh 31 (OT) January 11, 2003 • Adelphia Coliseum

Joe Nedney got a chance for redemption and made a 26-yard field goal 2:15 into overtime that gave the Titans a bruising 34-31 playoff victory over the Pittsburgh Steelers. The kick was the result of a penalty on the previous play by cornerback Dewayne Washington. He drew a 5-yard flag for running into Nedney, giving the kicker another chance after he hooked a 31-yard attempt wide right. Titans quarterback Steve McNair passed for 338 yards and two touchdowns in the game, while tight end Frank Wycheck set a career high with 123 yards on 10 receptions. The Titans scored the game's first 14 points on McNair and Eddie George runs before the Steelers responded with 20 unanswered points. Wycheck and Erron Kinney each caught touchdown passes in the second half. Nedney's game-winner gave the Titans their first victory in four playoff games against Pittsburgh and propelled them into the AFC Championship Game at Oakland.

Pittsburgh	0	13	7	11	0	31
Tennessee	14	0	14	3	3	34

TEAM	SCORING PLAY	QTR-LEFT
Titans	S. McNair 8 run (J. Nedney kick)	1-11:01
Titans	E. George 1 run (J. Nedney kick)	1-0:17
Steelers	H. Ward 8 pass from T. Maddox (J. Reed kick)	2-9:29
Steelers	J. Reed 30 field goal	2-6:47
Steelers	J. Reed 39 field goal	2-0:00
Steelers	A. Zereoue 31 run (J. Reed kick)	3-14:37
Titans	F. Wycheck 7 pass from S. McNair (J. Nedney kick)	3-9:37
Titans	E. Kinney 2 pass from S. McNair (J. Nedney kick)	3-4:38
Steelers	H. Ward 21 pass from T. Maddox (H. Ward to P. Burress pass)	4-10:09
Steelers	J. Reed 40 yd. field goal	4-8:30
Titans	J. Nedney 42 yd. field goal	4-5:40
Titans	J. Nedney 26 yd. field goal	5-12:45

Missed FG: J. Reed 44WL, J. Nedney 48WR

Attendance: 68,809

	Steelers	Titans
First downs	21	29
3rd-down conversion-att	4-14-29%	12-18-67%
4th-down conversion-att	0-0-0%	1-1-100%
Total yards	324	430
Rushing yards	67	99
Passing yards	257	331
Passes-comp.-Int.	42-21-1	45-27-2
Punts-avg.	6-31.8	4-28.8
Punt return yards	2-14	1-9
Kickoff return yards	6-138	7-116
Fumbles-lost	0-0	2-2
Penalties-yards	6-41	8-92
Field goals made-att	3-4	2-3
Time of possession	24:43	37:32

RUSHING									
TITANS	Att	Yds	Lg	TD	STEELERS	Att	Yds	Lg	TD
E. George	15	33	9	1	A. Zereoue	14	49	31	1
S. McNair	8	29	8	1	A. Randle El	1	11	11	0
D. Mason	2	20	16	0	J. Bettis	3	6	4	0
R. Holcombe	11	17	11	0	H. Ward	2	1	1	0
TOTALS	36	99	16	2	TOTALS	20	67	31	1

PASSING									
TITANS	Att	Cmp	Yds	TD-I	STEELERS	Att	Cmp	Yds	TD-I
S. McNair	44	27	338	2-2	T. Maddox	41	21	266	2-1
N. O'Donnell	1	0	0	0-0	A. Randle El	1	0	0	0-0
TOTALS	45	27	338	2-0	TOTALS	42	21	266	2-1

RECEIVING									
TITANS	Rec	Yds	Lg	TD	STEELERS	Rec	Yds	Lg	TD
F. Wycheck	10	123	39	1	H. Ward	7	82	21	2
D. Bennett	7	85	20	0	A. Randle El	4	53	30	0
D. Mason	5	47	18	0	T. Mathis	3	40	22	0
J. McCareins	2	53	31	0	P. Burress	2	62	40	0
E. Kinney	2	20	18	1	D. Kreider	2	14	8	0
R. Holcombe	1	10	10	0	A. Zereoue	2	10	6	0
					C. Ma'afala	1	5	5	0
TOTALS	27	338	39	2	TOTALS	21	266	40	2

INDIVIDUAL DEFENSE (press box stats)

TITANS – Leading Tackler: K. Bulluck 5-4-9. Sacks: D. Mitchell 1.0. Int.: S. Rolle 1. FF: None. FR: None.

STEELERS – Leading Tackler: L. Flowers 9-2-11, L. Foote 7-4-11. Sacks: K. Von Oelhoffen 1.0. Int.: D. Townsend 1, C. Scott 1. FF: C. Hampton 1. FR: L. Flowers 1, A. Smith 1.

PLAYOFF GAME SUMMARIES

AFC CHAMPIONSHIP GAME – 2002 Oakland 41, Tennessee 24

January 19, 2003 • Network Associates Stadium

The Raiders scored 14 unanswered points in the fourth quarter, closing out the Titans 41-24 to advance to Super Bowl XXXVII against Tampa Bay. Steve McNair's second rushing touchdown of the game pulled Tennessee within 27-24 at the end of the third quarter, but Rich Gannon scored on a 2-yard run and Zack Crockett added a 7-yard scoring run, ending a drive that consumed 6:29 on the clock late in the contest. The game's momentum changed before halftime when Oakland turned back-to-back fumbles by Tennessee into 10 points to close out the first half, taking a 24-17 lead at intermission. The Titans had scored 10 unanswered points to take their first lead of the game, 17-14, on McNair's 9-yard rushing touchdown. But a fumble by Robert Holcombe turned into a 1-yard touchdown pass from Gannon to Doug Jolley two plays later. Then John Simon fumbled the ensuing kickoff which Sebastian Janikowski turned into a 43-yard field goal as time expired at intermission.

Tennessee 7	10	7	0	24
Oakland 14	10	3	14	41

TEAM	SCORING PLAY	QTR-LEFT
Raiders	J. Porter 3 pass from R. Gannon (S. Janikowski kick)	1-10:59
Titans	D. Bennett 33 pass from S. McNair (J. Nedney kick)	1-5:59
Raiders	C. Garner 12 pass from R. Gannon (S. Janikowski kick)	1-2:47
Titans	J. Nedney 29 field goal	2-12:39
Titans	S. McNair 9 run (J. Nedney kick)	2-2:47
Raiders	S. Jolley 1 pass from R. Gannon (S. Janikowski kick)	2-1:00
Raiders	S. Janikowski 43 field goal	2-0:00
Raiders	S. Janikowski 32 field goal	3-4:29
Titans	S. McNair 13 run (C. Hentrich kick)	3-0:31
Raiders	R. Gannon 2 run (S. Janikowski kick)	4-11:27
Raiders	Z. Crockett 7 run (S. Janikowski kick)	4-3:25

Missed FG: None
Attendance: 62,544

	Raiders	Titans
First downs	25	28
3rd-down conversion-att	4-9-44%	6-12-50%
4th-down conversion-att	0-0-0%	0-2-0%
Total yards	375	312
Rushing yards	89	138
Passing yards	286	174
Passes-comp.-Int.	41-29-0	36-21-0
Punts-avg.	3-40	3-32.0
Punt return yards	0-0	1-11
Kickoff return yards	5-143	7-131
Fumbles-lost	3-1	2-2
Penalties-yards	14-127	7-60
Field goals made-att	2-2	1-1
Time of possession	26:25	33:35

RUSHING									
TITANS	Att	Yds	Lg	TD	RAIDERS	Att	Yds	Lg	TD
E. George	15	67	17	0	R. Gannon	8	41	14	1
S. McNair	5	53	16	2	C. Garner	7	36	18	0
R. Holcombe	9	24	7	0	Z. Crockett	1	7	7	1
C. Hentrich	1	-6	-6	0	T. Wheatley	1	5	5	0
TOTALS	30	138	17	2	TOTALS	17	89	18	2

PASSING									
TITANS	Att	Cmp	Yds	TD-I	RAIDERS	Att	Cmp	Yds	TD-I
S. McNair	36	21	194	1-0	R. Gannon	41	29	286	3-0
TOTALS	36	21	194	1-0	TOTALS	41	29	286	3-0

RECEIVING									
TITANS	Rec	Yds	Lg	TD	RAIDERS	Rec	Yds	Lg	TD
D. Mason	5	41	14	0	T. Brown	9	73	14	0
R. Holcombe	5	25	9	0	C. Garner	7	55	17	1
F. Wycheck	4	41	18	0	J. Rice	5	79	29	0
D. Bennett	3	58	33	1	J. Porter	4	52	31	1
E. Kinney	2	15	14	0	D. Jolley	3	13	7	1
E. George	1	9	9	0	J. Ritchie	1	14	14	0
E. Berlin	1	5	5	0					
TOTALS	21	194	33	1	TOTALS	29	286	31	3

INDIVIDUAL DEFENSE (press box stats)

TITANS – Leading Tackler: D. Mitchell 7-1-8. Sacks: None. Int.: None. FF: T. Williams 1, K. Carter 1. FR: S. Rolle 1.

RAIDERS – Leading Tackler: E. Barton 7-1-8, C. Woodson 5-3-8. Sacks: N. Harris 1, J. Parrella 1. Int.: None. FF: E. Barton 1. FR: A. Dorsett 1.

AFC WILD CARD PLAYOFF GAME – 2003 Tennessee 20, Baltimore 17

January 3, 2004 – M&T Bank Stadium

NFL career scoring leader Gary Anderson kicked a 46-yard field goal with 29 seconds left after a courageous effort by a limping Steve McNair, giving the Titans a 20-17 victory in the first-round AFC Wild Card playoff game. McNair, named the league's co-MVP just 24 hours before kickoff, engineered an eight-play, 35-yard drive to set up the winning kick, and Eddie George finished with 88 yards on 25 carries, despite playing with a dislocated shoulder in the second half. In the process, Tennessee snapped a five-game losing streak against the Ravens. The Titans held 2003 NFL rushing champion Jamal Lewis to a season-low 35 yards. The Titans got the better of Ravens linebacker Ray Lewis, the AP NFL Defensive Player of the Year. George ran repeatedly at him all game, dispelling any myth that Lewis owned the 1-on-1 battle. The Titans took a 14-10 lead in the third quarter when McNair threw a 49-yard touchdown pass to Justin McCareins. Tennessee took a 7-0 lead in the first quarter on Chris Brown's first career touchdown from six yards out. The Titans held Lewis to 12 yards rushing on seven carries in the first half and outgained Baltimore 108-15 in the first quarter.

Tennessee 7	0	7	6	20
Baltimore 7	3	0	7	17

TEAM	SCORING PLAY	QTR-LEFT
Titans	C. Brown 6 run (G. Anderson kick)	1-8:54
Ravens	W. Demps 56 interception return (M. Stover kick)	1-6:12
Ravens	M. Stover 43 field goal	2-1:55
Titans	J. McCareins 49 pass from S. McNair (G. Anderson kick)	3-7:59
Titans	G. Anderson 45 field goal	4-9:13
Ravens	T. Heap 35 pass from A. Wright (M. Stover kick)	4-4:30
Titans	G. Anderson 46 field goal	4-0:29

Missed FG: None
Attendance: 69,452

	Ravens	Titans
First downs	12	16
3rd-down conversion-att	3-12-25%	6-15-40%
4th-down conversion-att	0-0-0%	0-0-0%
Total yards	255	324
Rushing yards	54	165
Passing yards	201	159
Passes-comp.-Int.	37-20-2	23-14-3
Punts-avg.	8-48.8	6-44.7
Punt return yards	2-2	6-70
Kickoff return yards	4-79	4-61
Fumbles-lost	1-0	0-0
Penalties-yards	8-70	6-55
Field goals made-att	1-1	2-2
Time of possession	24:52	35:08

RUSHING									
TITANS	Att	Yds	Lg	TD	RAVENS	Att	Yds	Lg	TD
E. George	25	88	13	0	J. Lewis	14	35	8	0
C. Brown	11	61	16	1	A. Wright	2	19	11	0
S. McNair	4	16	9	0					
TOTALS	40	165	16	1	TOTALS	16	54	11	0

PASSING									
TITANS	Att	Cmp	Yds	TD-I	RAVENS	Att	Cmp	Yds	TD-I
S. McNair	23	14	159	1-3	A. Wright	37	20	214	1-2
TOTALS	23	12	159	1-3	TOTALS	37	20	214	1-2

RECEIVING									
TITANS	Rec	Yds	Lg	TD	RAVENS	Rec	Yds	Lg	TD
D. Mason	3	28	12	0	T. Taylor	7	82	30	0
J. McCareins	2	62	49	1	T. Heap	6	80	35	1
F. Wycheck	2	17	14	0	C. Taylor	2	19	16	0
E. Kinney	2	12	6	0	T. Jones	2	16	9	0
E. George	2	9	6	0	J. Lewis	2	4	6	0
D. Bennett	1	17	17	0	M. Robinson	1	13	13	0
T. Calico	1	12	12	0					
C. Brown	1	2	2	0					
TOTALS	14	159	49	1	TOTALS	20	214	35	1

INDIVIDUAL DEFENSE (press box stats)

TITANS – Leading Tackler: K. Bulluck 8-0-8. Sacks: A. Haynesworth 1.0, K. Carter 1. Int.: S. Rolle 1, A. Dyson 1. FF: None. FR: None.

RAVENS – Leading Tackler: R. Lewis 11-6-17. Sacks: None. Int.: W. Demps 1, C. McAlister 1, E. Reed 1. FF: None. FR: None.

PLAYOFF GAME SUMMARIES

AFC DIVISIONAL PLAYOFF GAME – 2003 New England 17, Tennessee 14 January 10, 2004 – Gillette Stadium

NFL co-MVP Steve McNair almost single-handedly took Tennessee downfield in the final minutes. But the man playing with a cracked bone spur in his left ankle saw his final pass fall in and out of the hands of Drew Bennett with 1:45 remaining in a 17-14 playoff loss to the eventual Super Bowl champion New England Patriots. The Titans (13-5) were trying to return to the AFC Championship for the third time in five seasons, and McNair nearly got them there. He tied the game with an 11-yard touchdown pass to Derrick Mason in the third quarter on a drive in which he was a perfect five of five for 59 yards. But the Titans came up just short on the final drive that included a pair of controversial calls against Tennessee. The game-time temperature at kickoff was four degrees with a wind-chill of minus 10. Winds were blowing at 10 mph. It marked the coldest game in both Patriots and Titans history. Rookie running back Chris Brown scored his second career touchdown – and second of the post-season – when he crossed the end zone from five yards out to tie the game at 7 in the first quarter.

Tennessee 7	0	7	0	14
New England 7	7	0	3	17

TEAM	SCORING PLAY	QTR-LEFT
Patriots	B. Johnson 41 pass from T. Brady (A. Vinatieri kick)	1-10:59
Titans	C. Brown 5 run (G. Anderson kick)	1-7:31
Patriots	A. Smith 1 run (A. Vinatieri kick)	2-13:46
Titans	D. Mason 11 pass from S. McNair (G. Anderson kick)	3-4:14
Patriots	A. Vinatieri 46 yd. field goal	4-4:06

Missed FG: G. Anderson 31B, A. Vinatieri 44WL
Attendance: 68,436

	Patriots	Titans
First downs	18	16
3rd-down conversion-att	7-16-44%	7-13-54%
4th-down conversion-att	2-3-67%	0-1-0%
Total yards	297	284
Rushing yards	96	84
Passing yards	201	200
Passes-comp.-Int.	41-21-0	26-18-1
Punts-avg.	4-27.0	4-34.0
Punt return yards	1-9	0-0
Kickoff return yards	3-48	4-92
Fumbles-lost	1-1	0-0
Penalties-yards	2-14	9-55
Field goals made-att	1-2	0-1
Time of possession	28:02	31:58

RUSHING									
TITANS	Att	Yds	Lg	TD	PATRIOTS	Att	Yds	Lg	TD
E. George	16	48	9	0	A. Smith	16	69	17	1
C. Brown	7	35	13	1	K. Faulk	5	22	8	0
S. McNair	2	11	12	0	T. Brady	5	5	5	0
F. Wycheck	1	-10	-10	0	L. Centers	1	0	0	0
TOTALS	26	84	13	1	TOTALS	27	96	17	1

PASSING									
TITANS	Att	Cmp	Yds	TD-I	PATRIOTS	Att	Cmp	Yds	TD-I
S. McNair	26	18	210	1-1	T. Brady	41	21	201	1-0
TOTALS	26	18	210	1-1	TOTALS	41	21	201	1-0

RECEIVING									
TITANS	Rec	Yds	Lg	TD	PATRIOTS	Rec	Yds	Lg	TD
D. Mason	7	90	28	1	D. Givens	4	26	8	0
D. Bennett	3	48	24	0	C. Fauria	3	42	19	0
J. McCareins	2	21	11	0	K. Faulk	3	31	19	0
F. Wycheck	2	9	6	0	D. Branch	3	10	6	0
E. George	2	7	4	0	B. Johnson	2	55	41	1
T. Calico	1	30	30	0	T. Brown	2	11	7	0
E. Kinney	1	5	5	0	D. Ward	1	22	22	0
					L. Centers	1	4	4	0
					A. Smith	1	1	1	0
					D. Graham	1	-1	-1	0
TOTALS	18	210	30	1	TOTALS	21	201	41	1

INDIVIDUAL DEFENSE (press box stats)

TITANS – Leading Tackler: P. Sirmon 9-3-12. Sacks: None. Int.: None. FF: K. Carter 1. FR: C. Hall 1.

PATRIOTS – Leading Tackler: T. Bruschi 5-4-9. Sacks: W. McGinest 2.0, M. Vrabel 1.0. Int.: R. Harrison 1. FF: None. FR: None.

AFC WILD CARD – 2007 Chargers 17, Titans 6 January 6, 2008 – Qualcomm Stadium

A pair of Rob Bironas field goals and a defense that held San Diego to 94 first-half yards enabled the Titans to take a 6-0 halftime lead in their first playoff game in four years. But San Diego scored 17 unanswered points in the second half, exploding for 256 yards, in a 17-6 victory at Qualcomm Stadium. Running back LaDainian Tomlinson was held to 42 yards, but got to celebrate the first playoff victory in three tries in his brilliant career. The Titans bottled up Tomlinson, the two-time NFL rushing champion, and dared quarterback Philip Rivers to beat them. The second-year starter did just that, throwing a 25-yard touchdown pass to Vincent Jackson late in the third quarter that gave San Diego its first lead at 10-6. Tomlinson finally found the end zone midway through the fourth quarter on a fourth-down leap over the pile from inside the 1-yard line that survived a video replay. Tennessee's defense dominated in the first half, holding San Diego to just 10 total yards and without a first down in the first quarter.

Tennessee 3	3	0	0	6
San Diego 0	0	10	7	17

TEAM	SCORING PLAY	QTR-LEFT
Titans	R. Bironas 30 field goal	1- 9:37
Titans	R. Bironas 44 field goal	2- 0:00
Chargers	N. Kaeding 20 field goal	3- 9:41
Chargers	V. Jackson 25 pass from P. Rivers (N. Kaeding kick)	3- 2:35
Chargers	L. Tomlinson 1 run (N. Kaeding kick)	4- 8:45

Missed FG: Kaeding, SD (45WR); Bironas, Tenn. (38WL)
Attendance: 65,640

	Titans	Chargers
First downs	15	17
3rd-down conversion-att	9-16-56%	8-15-53%
4th-down conversion-att	0-0-0%	1-1-100%
Total yards	248	350
Rushing yards	119	68
Passing yards	129	282
Passes-comp.-Int.	29-16-1	30-19-1
Sacked-yards	3-9	1-10
Punts-avg.	5-39.6	4-40.8
Punt return yards	2-15	2-12
Kickoff return yards	4-71	2-40
Fumbles-lost	1-1	1-0
Penalties-yards	6-38	5-53
Field goals made-att	2-3	1-2
Time of possession	27:41	32:19

RUSHING									
TITANS	Att	Yds	Lg	TD	CHARGERS	Att	Yds	Lg	TD
L. White	19	69	13	0	L. Tomlinson	21	42	12	1
A. Hall	3	14	11	0	M. Turner	9	28	11	0
C. Brown	4	13	5	0	P. Rivers	2	-2	-1	0
V. Young	2	12	9	0					
C. Davis	1	11	11	0					
C. Henry	1	0	0	0					
TOTALS	30	119	13	0	TOTALS	32	68	12	1

PASSING									
TITANS	Att	Cmp	Yds	TD-I	CHARGERS	Att	Cmp	Yds	TD-I
V. Young	29	16	138	0-1	P. Rivers	30	19	292	1-1
TOTALS	29	16	138	0-1	TOTALS	30	19	292	1-1

RECEIVING									
TITANS	Rec	Yds	Lg	TD	CHARGERS	Rec	Yds	Lg	TD
B. Troupe	3	44	26	0	C. Chambers	6	121	39	0
E. Moulds	3	18	10	0	V. Jackson	5	114	34	1
B. Hartsock	3	16	6	0	L. Tomlinson	3	19	9	0
B. Ealy	2	17	9	0	B. Manumaleuna	2	18	9	0
C. Davis	2	11	7	0	A. Gates	2	15	16	0
J. Gage	1	19	19	0	C. Davis	1	5	5	0
A. Hall	1	16	16	0					
L. White	1	-3	-3	0					
TOTALS	16	138	26	0	TOTALS	19	292	39	1

INDIVIDUAL DEFENSE

(Opponents - press box stats; Titans - coaching stats)

TITANS – Leading Tackler: K. Bulluck 10-8-2. Sacks: C. Finnegan 1-10. Int.: C. Finnegan 1. FF: C. Finnegan 1. FR: None.

CHARGERS – Leading Tackler: S. Phillips 10-9-1. Sacks: S. Merriman 1-4, J. Cesaire 1-3, L. Castillo 1-2. Int.: D. Florence 1. FF: S. Merriman 1. FR: S. Phillips 1.

PLAYOFF GAME SUMMARIES

AFC DIVISIONAL GAME - 2008 Titans 10, Ravens 13 Saturday, Jan. 10, 2009 • LP Field

Matt Stover connected on a 43-yard field goal with under a minute to play that proved to be the difference as the Ravens defeated the Titans 13-10 in a Divisional Round playoff game at LP Field. Despite being outgained 391-211 in total yards and gaining nine first downs to Tennessee's 21, Baltimore forced three turnovers, all as the Titans were driving inside the Ravens' 30-yard line. Receiver Justin Gage caught a career-high 10 balls for 135 yards, second in his career only to his 147-yard effort in Jacksonville earlier in the season. The Titans were held without a sack for the first time since Week 8. It marked only the third time all season that the Titans did not force a turnover. Defensively, Tennessee held a Baltimore rushing attack averaging four yards-per-carry to 50 yards on 30 carries. Chris Johnson rushed for 72 yards in the first quarter before leaving the game with an injured ankle.

Baltimore	7	0	0	6	13
Tennessee	7	0	0	3	10

TEAM	SCORING PLAY	QTR-LEFT
Titans	C. Johnson 8 run (R. Bironas kick)	1- 4:38
Ravens	D. Mason 48 pass from J. Flacco (M. Stover kick)	1- 1:20
Ravens	M. Stover 21 field goal	4-14:10
Titans	R. Bironas 27 field goal	4- 4:23
Ravens	M. Stover 43 field goal	4- 0:53

Missed FG: R. Bironas, Tenn. (51WL)
Attendance: 69,143

	Ravens	Titans
First downs	9	21
3rd-down conversion-att	3-13-23%	4-14-29%
4th-down conversion-att	0-0-0%	0-2-0%
Total yards	211	391
Rushing yards	50	116
Passing yards	161	275
Passes-comp.-Int.	22-11-0	42-26-1
Sacked-yards	0-0	1-6
Punts-avg.	8-42.8	4-53.3
Punt return yards	1-29	3-8
Kickoff return yards	1-15	4-104
Fumbles-lost	0-0	5-2
Penalties-yards	8-40	12-89
Field goals made-att	2-2	1-2
Time of possession	25:53	34:07

RUSHING									
RAVENS	Att	Yds	Lg	TD	TITANS	Att	Yds	Lg	TD
W. McGahee	12	32	11	0	C. Johnson	11	72	32	1
L. McClain	12	12	8	0	L. White	15	45	12	0
J. Flacco	5	5	3	0	K. Collins	1	0	0	0
L. Neal	1	1	1	0	Q. Ganther	1	-1	-1	0
TOTALS	30	50	11	0	TOTALS	28	116	32	1

PASSING									
RAVENS	Att	Cmp	Yd	TD-I	TITANS	Att	Cmp	Yd	TD-I
J. Flacco	22	11	161	1-0	K. Collins	42	26	281	0-1
TOTALS	22	11	161	1-0	TOTALS	42	26	281	0-1

RECEIVING									
RAVENS	Rec	Yds	Lg	TD	TITANS	Rec	Yds	Lg	TD
D. Mason	5	78	48	1	J. Gage	10	135	24	0
M. Clayton	2	45	37	0	L. White	4	35	19	0
T. Heap	1	23	23	0	B. Scaife	4	23	14	0
L. Neal	1	7	7	0	J. McCareins	2	24	17	0
D. Wilcox	1	4	4	0	B. Jones	2	16	11	0
W. McGahee	1	4	4	0	A. Crumpler	2	9	7	0
					C. Johnson	1	28	28	0
					A. Hall	1	11	11	0
TOTALS	11	161	48	1	TOTALS	26	281	28	0

INDIVIDUAL DEFENSE

(Titans - Coaching Stats; Opponents - Press Box Stats)

TITANS – Leading Tacklers: Bulluck 8-5-3. Sacks: None. Int.: None. FF: None. FR: None.

RAVENS – Leading Tacklers: R. Lewis 11-8-3, B. Scott 11-9-2. Sacks: T. Suggs 1. Int.: S. Rolle 1. FF: Johnson 1, Leonhard 1, Lewis 1. FR: Leonhard 1, Washington 1.

PLAYOFF GAME SUMMARIES



Wild Card Round: Titans 22, Chiefs 21 Saturday, Jan. 6, 2018 • 3:35 p.m. CT • Arrowhead Stadium



GAME RECAP

In Week 1 of the 2017 playoffs, the Titans traveled to Kansas City to face the Chiefs on Wild Card weekend. Tennessee scored 19 unanswered points in the second half and did not allow the Chiefs to score in the third or fourth quarter, as the Titans won by a score of 22-21 and advanced to the Divisional Round.

Both the Chiefs and Titans punted on their opening possessions. On Kansas City's second possession, Chiefs QB **Alex Smith** drove his offense down the field with help by a 45-yard reception from Chiefs WR **Tyreek Hill** and a 27-yard reception from Chiefs TE **Travis Kelce**. On second-and-one from the Tennessee one-yard line, Chiefs RB **Kareem Hunt** ran up the middle for a one-yard touchdown and a 7-0 Chiefs lead. On the following Kansas City possession, the Chiefs doubled their lead as Smith hit Kelce for a 13-yard touchdown to put Kansas City up, 14-0.

With the Titans offense driving in the second quarter, QB **Marcus Mariota** had the ball on the Kansas City 21-yard line. On second-and-10, he threw an interception to Chiefs CB **Marcus Peters** who returned the pick for 28 yards. However, the Tennessee defense came up big as Kansas City couldn't capitalize and was forced to punt. As the Titans regained possession, Mariota connected with TE **Delanie Walker** for a 22-yard reception and WR **Corey Davis** for an 11-yard catch. The Titans entered field goal range and got on the board with a 49-yard kick, 14-3 Chiefs. Kansas City took the field and strung together a 79-yard scoring drive that culminated in a 14-yard touchdown pass from Smith to Chiefs WR **Demarcus Robinson** with three seconds left to play in the second quarter. Kansas City took a 21-3 lead into halftime.

On the Titans' first drive of the second half, Mariota led the offense into the red zone after he rushed for two first downs and RB **Derrick Henry** contributed both a 29-yard receiving and 12-yard rushing first down. On third-and-six from the Kansas City six-yard line, Mariota's pass was deflected by Chiefs CB **Darrelle Revis**, but it bounced back into Mariota's hands and he ran it in for a touchdown. Mariota became the first quarterback to catch a touchdown pass in a playoff game since the 1970 AFC-NFC merger, and he also became the first quarterback in league history to complete a touchdown pass to himself in the playoffs. Tennessee narrowed the Chiefs lead, 21-10.

The Titans had the ball at the Kansas City 35-yard line to start the fourth quarter, and on the second play Henry ran up the middle for a 35-yard touchdown. Tennessee attempted a two-point conversion but failed as they edged closer, 21-16 Kansas City. After forcing the Chiefs to punt, Tennessee regained possession and tacked on another score as Mariota hit WR **Eric Decker** for a 22-yard touchdown. The two-point conversion failed as Tennessee took the lead, 22-21.

Kansas City couldn't string together a comeback as the Titans came back from the second-largest deficit by a road team in NFL playoff history to win their first postseason contest in 14 years.

SCORING

	1	2	3	4	Final
Tennessee	0	3	7	12	22
Kansas City	14	7	0	0	21

TEAM	SCORING PLAY	TIME
Chiefs	K.Hunt 1 yd. run (H.Butker kick)	1-7:37
Chiefs	T.Kelce 13 yd. pass from A.Smith (H.Butker kick)	1-2:15
Titans	R.Succop 49 yd. Field Goal	2-1:55
Chiefs	D.Robinson 14 yd. pass from A.Smith (H.Butker kick)	2-0:03
Titans	M.Mariota 6 yd. pass from M.Mariota (R.Succop kick)	3-6:31
Titans	D.Henry 35 yd. run (pass failed)	4-14:08
Titans	E.Decker 22 yd. pass from M.Mariota (pass failed)	4-6:06

Missed FGs: H. Butker 48LU

Attendance: 73,319

Time of Game: 3:14

Weather: 33° F, wind SE 10 mph

Referee: Jeff Triplette



TEAM STATISTICS

	Titans	Chiefs
TOTAL FIRST DOWNS	23	19
THIRD DOWN EFFICIENCY	8-13-62%	4-11-36%
FOURTH DOWN EFFICIENCY	0-0-0%	0-1-0%
TOTAL NET YARDS	397	325
Plays - Avg.	64-6.2	53-6.1
NET YARDS RUSHING	202	69
Rushes - Avg.	31-6.5	16-4.3
NET YARDS PASSING	195	256
Sacks - Yards Lost	2-10	4-8
PASS ATT-COMP-INT	31-19-1	33-24-0
PUNTS - Avg.	3-43.7	5-50.0
PUNT RETURNS - Yards	3-18	2-8
KICKOFF RETURNS - Yards	3-55	4-83
INTERCEPTIONS - Yards	0-0	1-28
PENALTIES Number and Yards	8-50	8-68
FUMBLES - Lost	2-1	0-0
TOUCHDOWNS	3	3
FIELD GOALS Made-Attempts	1-1	0-1
RED ZONE EFFICIENCY	1-2-50%	3-3-100%
GOAL TO GO EFFICIENCY	1-1-100%	1-1-100%
SAFETIES	0	0
GIVEAWAYS	2	0
TAKEAWAYS	0	2
TIME OF POSSESSION	32:28	27:32

TITANS STARTERS

OFFENSE		DEFENSE	
WR 18	R.Matthews	DE 94	A.Johnson
TE 82	D.Walker	DT 99	J.Casey
LT 77	T.Lewan	OLB 91	D.Morgan
LG 67	Q.Spain	ILB 59	W.Woodyard
C 60	B.Jones	ILB 54	A.Williamson
RG 64	J.Kline	OLB 98	B.Orakpo
RT 78	J.Conklin	CB 25	A.Jackson
TE 81	J.Smith	SS 37	J.Cyprien
WR 84	C.Davis	FS 31	K.Byard
QB 8	M.Mariota	CB 26	L.Ryan
RB 22	D.Henry	CB 33	T.Smith

CHIEFS STARTERS

OFFENSE		DEFENSE	
WR 10	T.Hill	LDE 95	C.Jones
LT 72	E.Fisher	NT 96	B.Logan
LG 70	B.Witzmann	RDE 97	A.Bailey
C 73	Z.Fulton	LOLB 50	J.Houston
RG 76	L.Duvernay-Tardif	LILB 56	D.Johnson
RT 71	M.Schwartz	RILB 59	R.Ragland
TE 87	T.Kelce	ROLB 51	F.Zombo
WR 14	D.Robinson	LCB 22	M.Peters
WR 12	A.Wilson	RCB 20	S.Nelson
QB 11	A.Smith	S 38	R.Parker
RB 27	K.Hunt	S 49	D.Sorensen

TITANS INDIVIDUAL STATISTICS

Rushing	Att	Yds	Avg	Lg	TD
D.Henry	23	156	6.8	35	1
M.Mariota	8	46	5.8	17	0
Total	31	202	6.5	35	1

Passing	Att	Cmp	Yds	TD	Lg	IN	Rt
M. Mariota	31	19	205	2	29	1	88.8
Total	31	19	205	2	29	1	88.8

Receiving	No	Yds	Avg	Lg	TD
D.Walker	6	74	12.3	22	0
C.Davis	4	35	8.8	13	0
D.Henry	2	35	17.5	29	0
E.Decker	2	21	10.5	22	1
J.Smith	2	15	7.5	10	0
R.Matthews	1	15	15.0	15	0
M.Mariota	1	6	6.0	6	1
T.Taylor	1	4	4.0	4	0
Total	19	205	10.8	29	2

Interceptions	No	Yds	Avg	Lg	TD
Total	0	0	-	-	0

Leading Tacklers (Coaching Totals)
J. Casey 8-4-4; W. Woodyard 8-4-4; D. Morgan 7-5-2

Sacks: B. Orakpo 1.5; D. Morgan 1; S. Williams 1; W. Woodyard 0.5 **FF:** None **FR:** None

CHIEFS INDIVIDUAL STATISTICS

Rushing	Att	Yds	Avg	Lg	TD
K.Hunt	11	42	3.8	16	1
T.Hill	1	14	14.0	14	0
A.Smith	4	13	3.3	11	0
Total	16	69	4.3	16	1

Passing	Att	Cmp	Yds	TD	Lg	IN	Rt
A. Smith	33	24	264	2	45	0	0116.2
Total	33	24	264	2	45	0	0116.2

Receiving	No	Yds	Avg	Lg	TD
T.Hill	7	87	12.4	45	0
T.Kelce	4	66	16.5	27	1
D.Robinson	4	57	14.3	15	1
K.Hunt	3	5	1.7	7	0
A.Wilson	2	26	13.0	18	0
D.Harris	2	22	11.0	13	0
C.West	2	1	0.5	3	0
Total	24	264	11.0	45	2

Interceptions	No	Yds	Avg	Lg	TD
M. Peters	1	28	28.0	28	0
Total	1	28	28.0	28	0

Leading Tacklers (Press Box Totals)
R. Ragland 9-5-4; D. Johnson 8-6-2; F. Zombo 7-3-4

Sacks: J. Houston 1; D. Johnson 1 **FF:** K. Pierre-Louis 1 **FR:** None

PLAYOFF GAME SUMMARIES

Divisional Round: Titans 14, Patriots 35 Saturday, Jan. 13, 2018 • 8:15 p.m. ET • Gillette Stadium



GAME RECAP

In the AFC Divisional Playoff round of the 2017 season, the Titans traveled to New England to face the Patriots and were eliminated from postseason contention with a 35-14 loss.

The Titans defense forced New England to punt on both of the Patriots' first quarter possessions. On Tennessee's second possession of the game, the Titans drove efficiently down the field and constructed a 95-yard scoring drive. QB **Marcus Mariota** scrambled for two first downs, and connected with both TE **Delanie Walker** for a 36-yard pass and WR **Rishard Matthews** for an eight-yard third-down conversion pass. The drive resulted in Mariota hitting WR **Corey Davis** for a 15-yard touchdown as the Titans took an early 7-0 Titans lead.

In the second quarter, New England responded with three consecutive touchdown drives. Patriots RB **James White** scored on back-to-back possessions, first on a five-yard touchdown pass from Patriots QB **Tom Brady**, and on the ensuing drive, White rushed into the endzone for a six-yard touchdown. The Patriots got ahead, 14-7. On New England's third possession of the second quarter, Brady led the Patriots on a 91-yard scoring drive that resulted in a four-yard touchdown pass to Patriots WR **Chris Hogan**. New England took a 21-7 lead heading into halftime.

In the third quarter, Patriots RB **Brandon Bolden** rushed in a two-yard touchdown as New England increased its lead, 28-7.

On the Patriots opening drive of the fourth quarter, Brady engineered a 90-yard drive that resulted in a four-yard touchdown pass to Patriots TE **Rob Gronkowski**. New England widened its lead, 35-7. Later in the fourth quarter, Tennessee put up its second score on a 16-play drive. Mariota connected with WR **Eric Decker** for two first downs and Matthews for one first down, before linking with Davis again for an 11-yard touchdown pass. The Titans doubled their points with Davis' second score of the game, 35-14 New England.

The Titans ultimately couldn't construct a comeback and were knocked out of post-season contention with a final score of 35-14.

SCORING

	1	2	3	4	Final
Tennessee	7	0	0	7	14
New England	0	21	7	7	35

TEAM	SCORING PLAY	TIME
Titans	C.Davis 15 yd. pass from M.Mariota (R.Succop kick)	1-1:14
Patriots	J.White 5 yd. pass from T.Brady (S.Gostkowski kick)	2-13:18
Patriots	J.White 6 yd. run (S.Gostkowski kick)	2-9:20
Patriots	C.Hogan 4 yd. pass from T.Brady (S.Gostkowski kick)	2-1:52
Patriots	B.Bolden 2 yd. run (S.Gostkowski kick)	3-4:02
Patriots	R.Gronkowski 4 yd. pass from T.Brady (S.Gostkowski kick)	4-10:22
Titans	C.Davis 11 yd. pass from M.Mariota (R.Succop kick)	4-1:55

Missed FGs: S. Gostkowski 53WV
Attendance: 65,878
Time of Game: 3:25
Weather: 24° F, wind NW 12 mph
Referee: Ronald Torbert



TEAM STATISTICS

	Titans	Patriots
TOTAL FIRST DOWNS	15	31
THIRD DOWN EFFICIENCY	5-15-33%	11-17-65%
FOURTH DOWN EFFICIENCY	2-3-67%	0-0-0%
TOTAL NET YARDS	267	438
Plays - Avg.	61-4.4	80-5.5
NET YARDS RUSHING	65	101
Rushes - Avg.	16-4.1	27-3.7
NET YARDS PASSING	202	337
Sacks - Yards Lost	8-52	0-0
PASS ATT-COMP-INT	37-22-0	53-35-0
PUNTS - Avg.	7-45.1	4-42.3
PUNT RETURNS - Yards	1-0	3-27
KICKOFF RETURNS - Yards	4-83	1-27
INTERCEPTIONS - Yards	0-0	0-0
PENALTIES Number and Yards	10-62	4-37
FUMBLES - Lost	0-0	0-0
TOUCHDOWNS	2	5
FIELD GOALS Made-Attempts	0-0	0-1
RED ZONE EFFICIENCY	2-2-100%	5-5-100%
GOAL TO GO EFFICIENCY	0-0-0%	5-5-100%
SAFETIES	0	0
GIVEAWAYS	0	0
TAKEAWAYS	0	0
TIME OF POSSESSION	27:04	32:56

TITANS STARTERS

OFFENSE		DEFENSE	
WR 18	R.Matthews	DT 96	S.Williams
TE 82	D.Walker	DT 99	J.Casey
LT 77	T.Lewan	OLB 91	D.Morgan
LG 67	Q.Spain	ILB 59	W.Woodyard
C 60	B.Jones	ILB 54	A.Williamson
RG 64	J.Kline	OLB 98	B.Orakpo
RT 78	J.Conklin	CB 25	A.Jackson
WR 84	C.Davis	SS 33	T.Smith
WR 87	E.Decker	CB 26	L.Ryan
QB 8	M.Mariota	FS 31	K.Byard
RB 22	D.Henry	S 37	J.Cyprien

PATRIOTS STARTERS

OFFENSE		DEFENSE	
WR 14	B.Cooks	LE 55	E.Lee
LT 77	N.Solder	DT 93	L.Guy
LG 62	J.Thuney	DT 90	M.Brown
C 60	D.Andrews	RE 98	T.Flowers
RG 69	S.Mason	LB 53	K.Van Noy
RT 68	L.Waddle	LB 52	E.Roberts
TE 87	R.Gronkowski	RCB 24	S.Gilmore
WR 15	C.Hogan	LCB 21	M.Butler
QB 12	T.Brady	DB 25	E.Rowe
RB 33	D.Lewis	S 32	D.McCourty
WR 80	D.Amendola	S 23	P.Chung

TITANS INDIVIDUAL STATISTICS

Rushing	Att	Yds	Avg	Lg	TD
M.Mariota	4	37	9.3	11	0
D.Henry	12	28	2.3	4	0
Total	16	65	4.1	11	0

Passing	Att	Cmp	Yds	TD	Lg	IN	Rt
M. Mariota	37	22	254	2	36	0	98.3
Total	37	22	254	2	36	0	98.3

Receiving	No	Yds	Avg	Lg	TD
E.Decker	6	85	14.2	22	0
C.Davis	5	63	12.6	17	2
D.Walker	3	49	16.3	36	0
R.Matthews	3	27	9.0	12	0
D.Henry	3	21	7.0	14	0
T.Taylor	1	5	5.0	5	0
J.Smith	1	4	4.0	4	0
Total	22	254	11.5	36	2

Interceptions	No	Yds	Avg	Lg	TD
Total	0	0	-	-	0

Leading Tacklers (Coaching Totals)
 L. Ryan 11-9-2; K. Byard 10-9-1; J. Casey 6-5-1

Sacks: None **FF:** None **FR:** None

PATRIOTS INDIVIDUAL STATISTICS

Rushing	Att	Yds	Avg	Lg	TD
D.Lewis	15	62	4.1	10	0
B.Bolden	4	27	6.8	20	1
J.White	4	11	2.8	6	1
T.Brady	1	2	2.0	2	0
B.Hoyer	3	-1	-0.3	0	0
Total	27	101	3.7	20	2

Passing	Att	Cmp	Yds	TD	Lg	IN	Rt
T. Brady	53	35	337	3	31	0	102.5
Total	53	35	337	3	31	0	102.5

Receiving	No	Yds	Avg	Lg	TD
D.Amendola	11	112	10.2	25	0
D.Lewis	9	79	8.8	31	0
R.Gronkowski	6	81	13.5	27	1
J.White	4	29	7.3	14	1
B.Cooks	3	32	10.7	13	0
C.Hogan	1	4	4.0	4	1
J.Hollister	1	0	0.0	0	0
Total	35	337	9.6	31	3

Interceptions **No** **Yds** **Avg** **Lg** **TD**
Total **0** **0** **-** **-** **0**

Leading Tacklers (Press Box Totals)
 E. Rowe 5-4-1; M. Flowers 4-4-0; M. Butler 4-4-0

Sacks: G. Grissom 2; D. Wise 2; A. Butler 1; R. Jean Francois 1; M. Flowers 1; T. Flowers 1 **FF:** None **FR:** None

PLAYOFF GAME SUMMARIES



Wild Card Round: Titans 20, Patriots 13 Saturday, Jan. 4, 2020 • 8:25 p.m. ET • Gillette Stadium



GAME RECAP

During the 2019 playoffs on Wild Card Weekend, the Titans traveled to New England and defeated the defending Super Bowl champion Patriots by a score of 20-13. RB **Derrick Henry** set the franchise's single-game postseason record with 182 rushing yards and one touchdown on 34 carries, while the defense shut out the Patriots in the second half.

New England got on the board on their opening possession as Patriots QB **Tom Brady** led his team on an eight-play, 57-yard scoring drive that included a 21-yard pass to Patriots TE **Ben Watson** and a 29-yard catch by Patriots RB **James White**. The drive culminated in a 36-yard field goal and an early 3-0 lead. The Titans responded on their own opening possession with a scoring drive to take the lead. QB **Ryan Tannehill** engineered a 12-play, 75-yard drive that featured a combined 49 rushing yards by Henry before Tannehill connected with TE **Anthony Firkser** for a 12-yard touchdown and a 7-3 lead.

On the ensuing New England possession, the Patriots came back with a 10-play scoring drive. Patriots RB **Sony Michel** contributed a 25-yard rush and White added a 14-yard gain to help move the chains, before Patriots WR **Julian Edelman** collected a five-yard touchdown on a jet sweep. New England went ahead, 10-7.

Later in the second quarter with New England in the red zone, the Titans defense orchestrated an impressive goal line stop to force the Patriots to settle for a field goal. On New England's first down at the Tennessee one-yard line, Michel was stopped for a loss of one by LB **Rashaan Evans**. Next, Patriots RB **Rex Burkhead** was halted after a gain of one on second down, and on third down, Michel was pushed back for a loss of two yards again by Evans. New England was forced to kick a 21-yard field goal to extend the lead, 13-7. On the following Tennessee possession, the Titans retook the lead on a seven-play scoring drive. Henry accounted for all 75 yards on the drive that culminated in Henry's one-yard rushing score and a 14-13 Titans lead heading into halftime.

In the fourth quarter, with the Titans still leading by one point, New England took possession of the ball at their own one-yard line. With 15 seconds remaining, Brady dropped back to pass but the ball was intercepted by CB **Logan Ryan** and returned for a nine-yard touchdown to seal a Titans victory. Tennessee advanced to the divisional round with a 20-13 win at New England.

SCORING

	1	2	3	4	Final
Tennessee	7	7	0	6	20
New England	3	10	0	0	13

TEAM	SCORING PLAY	TIME
Patriots	N.Folk 36 yd. Field Goal	1-12:37
Titans	A.Firkser 12 yd. pass from R.Tannehill (G.Joseph kick)	1-5:39
Patriots	J.Edelman 5 yd. run (N.Folk kick)	2-14:57
Patriots	N.Folk 21 yd. Field Goal	2-2:16
Titans	D.Henry 1 yd. run (G.Joseph kick)	2-0:35
Titans	L.Ryan 9 yd. interception return (run failed)	4-0:09

Missed FGs: None

Attendance: 65,878

Time of Game: 2:57

Weather: Foggy, 44° F, wind N 4 mph

Referee: John Hussey



TEAM STATISTICS

	Titans	Patriots
TOTAL FIRST DOWNS	19	18
THIRD DOWN EFFICIENCY	6-12-50%	5-13-38%
FOURTH DOWN EFFICIENCY	0-0-0%	0-1-0%
TOTAL NET YARDS	272	307
Plays - Avg.	57-4.8	59-5.2
NET YARDS RUSHING	201	98
Rushes - Avg.	40-5.0	22-4.5
NET YARDS PASSING	71	209
Sacks - Yards Lost	1-5	0-0
PASS ATT-COMP-INT	16-9-1	37-20-1
PUNTS - Avg.	6-45.8	5-46.0
Net Punting Average	42.0	38.0
PUNT RETURNS - Yards	0-0	1-23
KICKOFF RETURNS - Yards	2-40	1-10
INTERCEPTIONS - Yards	1-9	1-0
PENALTIES Number and Yards	5-25	3-28
FUMBLES - Lost	2-0	2-1
TOUCHDOWNS	3	1
EXTRA POINTS Made-Attempts	2-3	1-1
RED ZONE EFFICIENCY	2-2-100%	1-3-33%
GOAL TO GO EFFICIENCY	1-1-100%	1-2-50%
SAFETIES	0	0
GIVEAWAYS	1	2
TAKEAWAYS	2	1
TIME OF POSSESSION	31:09	28:51

TITANS STARTERS

OFFENSE		DEFENSE	
WR 84	C.Davis	CB 35	T.Brock
TE 81	J.Smith	NT 90	D.Jones
LT 77	T.Lewan	DT 99	J.Casey
LG 76	R.Saffold	OLB 44	K.Correa
C 60	B.Jones	ILB 54	R.Evans
RG 64	N.Davis	ILB 55	J.Brown
RT 78	J.Conklin	OLB 58	H.Landry
WR 11	A.Brown	CB 26	L.Ryan
FB 41	K.Blasingame	SS 24	K.Vaccaro
QB 17	R.Tannehill	FS 31	K.Byard
RB 22	D.Henry	CB 25	A.Jackson

PATRIOTS STARTERS

OFFENSE		DEFENSE	
WR 13	P.Dorsett II	DT 93	L.Guy
LT 76	I.Wynn	DT 71	D.Shelton
LG 62	J.Thuney	RE 55	J.Simon
C 75	T.Karras	DL 91	D.Wise Jr.
RG 69	S.Mason	LB 54	D.Hightower
RT 61	M.Cannon	LB 53	K.Van Noy
WR 14	M.Sanu Sr.	LB 52	E.Roberts
WR 11	J.Edelman	RCB 24	S.Gilmore
QB 12	T.Brady	LCB 27	J.Jackson
RB 28	J.White	S 23	P.Chung
WR 15	N.Harry	S 32	D.McCourtney

TITANS INDIVIDUAL STATISTICS

Rushing	Att	Yds	Avg	Lg	TD
D.Henry	34	182	5.4	29	1
R.Tannehill	4	11	2.8	5	0
D.Lewis	2	8	4.0	6	0
Total	40	201	5.0	29	1

Passing	Att	Cmp	Yds	TD	Lg	IN	Rt
R.Tannehill	15	8	72	1	22	1	61.0
M.Mariota	1	1	4	0	4	0	83.3
Total	16	9	76	1	22	1	63.5

Receiving	No	Yds	Avg	Lg	TD
A.Firkser	2	23	11.5	12	1
M.Pruitt	2	4	2.0	4	0
D.Henry	1	22	22.0	22	0
J.Smith	1	9	9.0	9	0
D.Lewis	1	8	8.0	8	0
T.Sharpe	1	6	6.0	6	0
A.Brown	1	4	4.0	4	0
Total	9	76	8.4	22	1

Interceptions	No	Yds	Avg	Lg	TD
L. Ryan	1	9	9.0	9	1
Total	1	9	9.0	9	1

Leading Tacklers (Coaching Totals)
R. Evans 12-8-4; L. Ryan 8-4-4; K. Vaccaro 7-3-4

Sacks: None
FF: None **FR:** None

PATRIOTS INDIVIDUAL STATISTICS

Rushing	Att	Yds	Avg	Lg	TD
S.Michel	14	61	4.4	25	0
J.White	1	14	14.0	14	0
J.Edelman	2	12	6.0	7	1
N.Harry	1	7	7.0	7	0
R.Burkhead	3	4	1.3	4	0
E.Roberts	1	0	0.0	0	0
Total	22	98	4.5	25	1

Passing	Att	Cmp	Yds	TD	Lg	IN	Rt
T.Brady	37	20	209	0	29	1	59.4
Total	37	20	209	0	29	1	59.4

Receiving	No	Yds	Avg	Lg	TD
J.White	5	62	12.4	29	0
B.Watson	3	38	12.7	21	0
R.Burkhead	3	32	10.7	12	0
J.Edelman	3	30	10.0	20	0
N.Harry	2	21	10.5	14	0
S.Michel	2	9	4.5	7	0
M.Sanu Sr.	1	11	11.0	11	0
P.Dorsett II	1	6	6.0	6	0
Total	20	209	10.5	29	0

Interceptions	No	Yds	Avg	Lg	TD
D. Harmon	1	0	0.0	0	0
Total	1	0	0.0	0	0

Leading Tacklers (Press Box Totals)
D. Hightower 9-8-1; D. Shelton 7-5-2.

Sacks: K. Van Noy 1
FF: K. Van Noy 1 **FR:** None

PLAYOFF GAME SUMMARIES

Divisional Round: Titans 28, Ravens 12 Saturday, Jan. 11, 2020 • 8:15 p.m. ET • M&T Bank Stadium



GAME RECAP

In the Divisional Round of the 2019 playoffs, the Titans traveled to Baltimore to face the top-seeded Ravens and won by a score of 28-12. The Titans' 217 rushing yards set a new franchise postseason mark, and the Tennessee defense notched four fourth-down stops and three takeaways.

Tennessee got on the board in the first quarter and never surrendered the lead. On the Ravens' opening possession, Baltimore posted its first turnover of the day as Ravens QB **Lamar Jackson** threw an interception to S **Kevin Byard** who returned the ball 31 yards. The Titans took over at the Baltimore 35-yard line. The offense capitalized with an eight-play scoring drive that was capped by a 12-yard touchdown pass from QB **Ryan Tannehill** to TE **Jonnu Smith**, and a 7-0 lead.

On the following possession, the Titans defense halted Jackson for no gain on fourth-and-one at Baltimore's 45-yard line. Tennessee's offense took the field, and Tannehill quickly tossed a 45-yard touchdown to WR **Kalif Raymond**. Tennessee took a 14-0 lead on an eight-second scoring drive.

In the second quarter, Baltimore got on the board as the Ravens added a pair of field goals. Ravens K **Justin Tucker** converted 49 and 22-yard attempts to make it a 14-6 game heading into halftime.

Baltimore opened the second half with possession of the ball. Facing a fourth-and-one in the red zone, Jackson was again stopped for no gain as the Titans defense stood their ground. Tennessee gained possession of the ball and put together an 81-yard scoring drive with help from a 66-yard rush by RB **Derrick Henry**. At the Baltimore three-yard line, Henry took a direct snap and threw a jump pass-style three-yard touchdown to WR **Corey Davis** for a 21-6 lead. On the first play of the following Ravens possession, Jackson was strip sacked by DT **Jurrell Casey** and the ball was recovered by DL **Jeffery Simmons** at the Baltimore 20-yard line. Henry accounted for 10 yards on the ground, and WR **A.J. Brown** caught a nine-yard pass, before Tannehill scrambled into the end zone on a one-yard touchdown rush. Tennessee increased the lead, 28-6.

In the fourth quarter, Baltimore tacked on a touchdown with a 10-play, 88-yard scoring drive. Jackson contributed a 27-yard rush to move the chains before connecting with Ravens

TE **Hayden Hurst** for a 15-yard touchdown. Baltimore's two-point conversion attempt failed, keeping the score at 28-12. The Titans preserved the lead and earned their first AFC Championship appearance since the 2002 playoffs.

SCORING

	1	2	3	4	Final
Tennessee	7	7	14	0	28
Baltimore	0	6	0	6	12

TEAM	SCORING PLAY	TIME
Titans	J.Smith 12 yd. pass from R.Tannehill (G.Joseph kick)	1-3:36
Titans	K.Raymond 45 yd. pass from R.Tannehill (G.Joseph kick)	2-14:45
Ravens	J.Tucker 49 yd. Field Goal	2-5:52
Ravens	J.Tucker 22 yd. Field Goal	2-0:00
Titans	C.Davis 3 yd. pass from D.Henry (G.Joseph kick)	3-6:54
Titans	R.Tannehill 1 yd. run (G.Joseph kick)	3-4:16
Ravens	H.Hurst 15 yd. pass from L.Jackson (pass failed)	4-11:04

Missed FGs: None

Attendance: 71,254

Time of Game: 3:13

Weather: Cloudy, 69° F, wind S 12 mph

Referee: Bill Vinovich



TEAM STATISTICS

	Titans	Ravens
TOTAL FIRST DOWNS	15	29
THIRD DOWN EFFICIENCY	7-13-54%	11-18-61%
FOURTH DOWN EFFICIENCY	0-0-0%	0-4-0%
TOTAL NET YARDS	300	530
Plays - Avg.	53-5.7	92-5.8
NET YARDS RUSHING	217	185
Rushes - Avg.	37-5.9	29-6.4
NET YARDS PASSING	83	345
Sacks - Yards Lost	1-8	4-20
PASS ATT-COMP-INT	15-8-0	59-31-2
PUNTS - Avg.	6-52.5	1-44.0
Net Punting Average	39.2	44.0
PUNT RETURNS - Yards	0-0	0-0
KICKOFF RETURNS - Yards	2-27	3-71
INTERCEPTIONS - Yards	2-34	0-0
PENALTIES Number and Yards	5-20	7-56
FUMBLES - Lost	0-0	1-1
TOUCHDOWNS	4	1
EXTRA POINTS Made-Attempts	4-4	0-1
RED ZONE EFFICIENCY	3-3-100%	1-4-25%
GOAL TO GO EFFICIENCY	3-3-100%	0-1-0%
SAFETIES	0	0
GIVEAWAYS	0	3
TAKEAWAYS	3	0
TIME OF POSSESSION	27:54	32:06

TITANS STARTERS

OFFENSE	DEFENSE
WR 84 C.Davis	NT 90 D.Jones
TE 81 J.Smith	DT 99 J.Casey
LT 77 T.Lewan	OLB 44 K.Correa
LG 76 R.Saffold	ILB 54 R.Evans
C 60 B.Jones	ILB 51 D.Long
RG 64 N.Davis	OLB 58 H.Landry
RT 78 J.Conklin	CB 26 L.Ryan
TE 85 M.Pruitt	CB 35 T.Brock
WR 11 A.Brown	SS 24 K.Vaccaro
QB 17 R.Tannehill	FS 31 K.Byard
RB 22 D.Henry	CB 25 A.Jackson

RAVENS STARTERS

OFFENSE	DEFENSE
WR 15 M.Brown	DT 98 B.Williams
WR 83 W.Snead IV	NT 97 M.Pierce
LT 79 R.Stanley	DE 93 C.Wormley
LG 77 B.Bozeman	RUSH45 J.Ferguson
OC 65 P.Mekari	WLB 58 L.Fort
RG 73 M.Yanda	SAM 99 M.Judon
RT 78 O.Brown Jr.	LCB 44 M.Humphrey
TE 81 H.Hurst	RCB 24 M.Peters
TE 86 N.Boyle	DB 36 C.Clark
QB 8 L.Jackson	SS 29 E.Thomas III
RB 21 M.Ingram II	FS 39 B.Carr

TITANS INDIVIDUAL STATISTICS

Rushing	Att	Yds	Avg	Lg	TD
D.Henry	30	195	6.5	66	0
R.Tannehill	6	13	2.2	9	1
A.Brown	1	9	9.0	9	0
Total	37	217	5.9	66	1

Passing	Att	Cmp	Yds	TD	Lg	IN	Rt
R.Tannehill	14	7	88	2	45	0	109.5
D.Henry	1	1	3	1	3	0	0118.8
Total	15	8	91	3	45	0	0111.4

Receiving	No	Yds	Avg	Lg	TD
J.Smith	2	12	6.0	12	1
D.Henry	2	7	3.5	8	0
K.Raymond	1	45	45.0	45	1
M.Pruitt	1	15	15.0	15	0
A.Brown	1	9	9.0	9	0
C.Davis	1	3	3.0	3	1
Total	8	91	11.4	45	3

Interceptions	No	Yds	Avg	Lg	TD
K.Byard	1	31	31.0	31	0
K.Vaccaro	1	3	3.0	3	0
Total	2	34	17.0	31	0

Leading Tacklers (Coaching Totals)

L. Ryan 13-11-2; K. Byard 11-8-3; R. Evans 9-8-1

Sacks: J. Casey 2; K. Correa 1; H. Landry 1
FF: J. Casey 1 FR: J. Simmons 1

RAVENS INDIVIDUAL STATISTICS

Rushing	Att	Yds	Avg	Lg	TD
L.Jackson	20	143	7.2	30	0
M.Ingram II	6	22	3.7	7	0
G.Edwards	3	20	6.7	19	0
Total	29	185	6.4	30	0

Passing	Att	Cmp	Yds	TD	Lg	IN	Rt
L.Jackson	59	31	365	1	38	2	63.2
Total	59	31	365	1	38	2	63.2

Receiving	No	Yds	Avg	Lg	TD
M.Brown	7	126	18.0	38	0
W.Snead IV	6	56	9.3	26	0
H.Hurst	4	53	13.3	18	1
M.Andrews	4	39	9.8	16	0
J.Hill	4	26	6.5	14	0
M.Boykin	3	26	8.7	13	0
S.Roberts	2	30	15.0	26	0
M.Ingram II	1	9	9.0	9	0
Total	31	365	11.8	38	1

Interceptions	No	Yds	Avg	Lg	TD
None					

Leading Tacklers (Press Box Totals)

E. Thomas III 7-6-1; B. Williams 6-6-0; P. Onwuasor 5-4-1

Sacks: E. Thomas III 1
FF: None FR: None

PLAYOFF GAME SUMMARIES



AFC Championship: Titans 24, Chiefs 35 Sunday, Jan. 19, 2020 • 2:05 p.m. CT • Arrowhead Stadium



GAME RECAP

The Titans traveled to Kansas City to face the Chiefs for the AFC Championship Game and lost by a score of 35-24.

In the first quarter, Tennessee put together consecutive scoring drives to take a 10-0 lead. First, QB **Ryan Tannehill** led the offense on an eight-play, 58-yard possession with WR **A.J. Brown** contributing a 37-yard catch. K **Greg Joseph** converted a 30-yard field goal attempt as Tennessee went up, 3-0. After forcing Kansas City to punt on the Chiefs' opening possession, Tennessee added another 58-yard scoring drive with help from a 22-yard reception from TE **Jonnu Smith**. At the Kansas City four-yard line, RB **Derrick Henry** took the direct snap and ran into the end zone for a four-yard score and a 10-0 Titans lead.

Kansas City got on the board in the first quarter. Chiefs QB **Patrick Mahomes** led his team on a 10-play, 74-yard scoring drive that culminated in an eight-yard touchdown pass to Chiefs WR **Tyreek Hill** as Kansas City cut the lead, 10-7. On the following possession, the Titans put together a scoring drive that consumed more than nine minutes, the longest scoring drive for the club since the 2000 postseason. WRs **Corey Davis**, **Adam Humphries** and Brown all contributed first down catches, and Henry accounted for 37 yards on the ground, before Tannehill tossed a one-yard touchdown to extra tackle **Dennis Kelly**. The Titans extended the lead, 17-7.

The Chiefs added two touchdowns in the second quarter to take the lead. First, Mahomes connected with Hill for a 20-yard score to make it 17-14. Then, Mahomes scrambled into the end zone on a 27-yard run down the left sideline as Kansas City took a 21-17 lead into the half.

In the fourth quarter, Kansas City added a pair of touchdowns on back-to-back possessions. Chiefs RB **Damien Williams** capped a 13-play scoring drive with a four-yard touchdown run to put Kansas City ahead, 28-17. Next, Mahomes constructed an eight-play scoring drive that culminated in a 60-yard touchdown pass to Chiefs WR **Sammy Watkins**. Kansas City extended the lead, 35-17.

On the following Tennessee possession, the Titans put together an 80-play scoring drive including a fourth-down fake punt that saw P **Brett Kern** toss a 28-yard pass to DB **Amani Hooker**. Davis contributed a 22-yard reception, as Tannehill then connected with TE **Anthony Firkser** for a 22-yard touchdown. Tennessee cut the lead to 35-24, but ultimately could not mount a comeback and fell to the Chiefs.

SCORING

	1	2	3	4	Final
Tennessee	10	7	0	7	24
Kansas City	7	14	0	14	35

TEAM	SCORING PLAY	TIME
Titans	G.Joseph 30 yd. Field Goal	1-11:29
Titans	D.Henry 4 yd. run (G.Joseph kick)	1-5:52
Chiefs	T.Hill 8 yd. pass from P.Mahomes (H.Butker kick)	1-0:46
Titans	D.Kelly 1 yd. pass from R.Tannehill (G.Joseph kick)	2-6:39
Chiefs	T.Hill 20 yd. pass from P.Mahomes (H.Butker kick)	2-4:03
Chiefs	P.Mahomes 27 yd. run (H.Butker kick)	2-0:11
Chiefs	Dam.Williams 3 yd. run (H.Butker kick)	4-14:50
Chiefs	S.Watkins 60 yd. pass from P.Mahomes (H.Butker kick)	4-7:33
Titans	A.Firkser 22 yd. pass from R.Tannehill (G.Joseph kick)	4-4:18

Missed FGs: None

Attendance: 73,656

Time of Game: 3:04

Weather: Sunny, 17° F, wind NW 10 mph

Referee: Tony Corrente



TEAM STATISTICS

	Titans	Chiefs
TOTAL FIRST DOWNS	20	27
THIRD DOWN EFFICIENCY	3-10-30%	6-10-60%
FOURTH DOWN EFFICIENCY	2-3-67%	1-1-100%
TOTAL NET YARDS	295	404
Plays - Avg.	58-5.1	64-6.3
NET YARDS RUSHING	85	112
Rushes - Avg.	23-3.7	27-4.1
NET YARDS PASSING	210	292
Sacks - Yards Lost	3-27	2-2
PASS ATT-COMP-INT	32-22-0	35-23-0
PUNTS - Avg.	3-46.3	3-40.7
Net Punting Average	44.0	31.0
PUNT RETURNS - Yards	1-9	2-7
KICKOFF RETURNS - Yards	4-61	5-105
INTERCEPTIONS - Yards	0-0	0-0
PENALTIES Number and Yards	8-85	9-61
FUMBLES - Lost	0-0	1-0
TOUCHDOWNS	3	5
EXTRA POINTS Made-Attempts	3-3	5-5
RED ZONE EFFICIENCY	2-3-67%	2-3-67%
GOAL TO GO EFFICIENCY	2-2-100%	2-2-100%
SAFETIES	0	0
GIVEAWAYS	0	0
TAKEAWAYS	0	0
TIME OF POSSESSION	30:10	29:50

TITANS STARTERS

OFFENSE		DEFENSE	
WR 84	C.Davis	NT 90	D.Jones
TE 81	J.Smith	DT 99	J.Casey
LT 77	T.Lewan	OLB 44	K.Correa
LG 76	R.Saffold	ILB 54	R.Evans
C 60	B.Jones	ILB 55	J.Brown
RG 64	N.Davis	OLB 58	H.Landry
RT 78	J.Conklin	CB 26	L.Ryan
WR 11	A.Brown	SS 24	K.Vaccaro
WR 19	T.Sharpe	FS 31	K.Byard
QB 17	R.Tannehill	CB 25	A.Jackson
RB 22	D.Henry	CB 35	T.Brock

CHIEFS STARTERS

OFFENSE		DEFENSE	
WR 10	T.Hill	LDE 55	F.Clark
LT 72	E.Fisher	LDT 64	M.Pennell
LG 61	S.Wisniewski	RDT 91	D.Nnadi
C 62	A.Reiter	RDE 92	T.Kpassagnon
RG 76	L.Duvernay-Tardif	LB 53	A.Hitchens
RT 71	M.Schwartz	LB 54	D.Wilson
TE 87	T.Kelce	RCB 35	C.Ward
WR 14	S.Watkins	LCB 21	B.Breeland
QB 15	P.Mahomes	CB 29	K.Fuller
RB 26	Dam.Williams	FS 49	D.Sorensen
WR 11	D.Robinson	SS 32	T.Mathieu

TITANS INDIVIDUAL STATISTICS

Rushing	Att	Yds	Avg	Lg	TD
D.Henry	19	69	3.6	13	1
R.Tannehill	3	11	3.7	6	0
M.Mariota	1	5	5.0	5	0
Total	23	85	3.7	13	1

Passing	Att	Cmp	Yds	TD	Lg	IN	Rt
R.Tannehill	31	21	209	2	37	0108.1	
B.Kern	1	1	28	0	28	0118.8	
Total	32	22	237	2	37	0111.1	

Receiving	No	Yds	Avg	Lg	TD
C.Davis	5	65	13.0	22	0
A.Humphries	4	25	6.3	9	0
A.Brown	3	51	17.0	37	0
J.Smith	3	38	12.7	22	0
D.Henry	2	-8	-4.0	-2	0
A.Hooker	1	28	28.0	28	0
A.Firkser	1	22	22.0	22	1
M.Pruitt	1	9	9.0	9	0
D.Lewis	1	6	6.0	6	0
D.Kelly	1	1	1.0	1	1
Total	22	237	10.8	37	2

Interceptions	No	Yds	Avg	Lg	TD
None					

Leading Tacklers (Coaching Totals)

K. Correa 10-6-4; L. Ryan 6-6-0; J. Brown 5-5-0

Sacks: K. Correa 1; D. Jones 0.5; J. Casey 0.5

FF: None FR: None

CHIEFS INDIVIDUAL STATISTICS

Rushing	Att	Yds	Avg	Lg	TD
P.Mahomes	8	53	6.6	27	1
Dam.Williams	17	45	2.6	8	1
T.Hill	1	7	7.0	7	0
D.Thompson	1	7	7.0	7	0
Total	27	112	4.1	27	2

Passing	Att	Cmp	Yds	TD	Lg	IN	Rt
P.Mahomes	35	23	294	3	60	0120.4	
Total	35	23	294	3	60	0120.4	

Receiving	No	Yds	Avg	Lg	TD
S.Watkins	7	114	16.3	60	1
T.Hill	5	67	13.4	26	2
Dam.Williams	5	44	8.8	17	0
T.Kelce	3	30	10.0	18	0
D.Robinson	2	31	15.5	24	0
M.Hardman	1	8	8.0	8	0
Total	23	294	12.8	60	3

Interceptions	No	Yds	Avg	Lg	TD
None					

Leading Tacklers (Press Box Totals)

T. Mathieu 9-6-3; D. Sorensen 8-6-2; D. Wilson 7-6-1

Sacks: T. Kpassagnon 2; F. Clark 1

FF: None FR: None

PLAYOFF GAME SUMMARIES



Wild Card Round: Titans 13, Ravens 20 Sunday, Jan. 10, 2021 • 12:00 p.m. CT • Nissan Stadium



In the AFC Wild Card Round, the Titans hosted the Baltimore Ravens and fell by a score of 20-13.

Tennessee got on the board first and built a 10-0 lead in the opening quarter. The Titans first touchdown came on a 10-play scoring drive that saw WR **A.J. Brown** contribute three receptions for 52 yards, including a 10-yard touchdown pass from QB **Ryan Tannehill**, to put Tennessee ahead 7-0. On the ensuing Baltimore possession, Ravens QB **Lamar Jackson** threw an interception to CB **Malcolm Butler**. The Titans took possession at their own 28-yard line and capitalized on the turnover as K **Stephen Gostkowski** converted a 45-yard field goal to make it a 10-0 game.

In the second quarter, Baltimore got into the red zone, but Jackson was sacked on third down by OLB **Brooks Reed**. The Ravens were forced to settle for a 33-yard field goal to make it a 10-3 contest. Later in the second quarter, facing a third-and-nine at the Tennessee 48-yard line, Jackson broke free for a 48-yard rushing touchdown to even the score 10-10.

Baltimore began the second half with possession of the ball and tacked on a touchdown on a 77-yard scoring drive. Jackson accounted for 34 yards on four carries to move the chains before Ravens RB **J.K. Dobbins** scored on a four-yard rush. Baltimore pulled ahead, 17-10.

In the fourth quarter, Tennessee inched within four points with a 25-yard field goal that made it 17-13, Baltimore. However, the Ravens added a field goal in the fourth quarter as well as Ravens K **Justin Tucker** converted a 51-yard attempt to make it 20-13. As Tennessee took possession down by seven with just over four minutes remaining, the Titans began driving. Tannehill was intercepted by Ravens CB **Marcus Peters**. The Titans ran out of time to mount a comeback and fell to the Ravens at home.

SCORING

	1	2	3	4	Final
Baltimore	0	10	7	3	20
Tennessee	10	0	0	3	13

TEAM	SCORING PLAY	TIME
Titans	A.Brown 10 yd. pass from R.Tannehill (S.Gostkowski kick)	1:5:39
Titans	S.Gostkowski 45 yd. Field Goal	1-1:38
Ravens	J.Tucker 33 yd. Field Goal	2-9:59
Ravens	L.Jackson 48 yd. run (J.Tucker kick)	2-2:32
Ravens	J.Dobbins 4 yd. run (J.Tucker kick)	3-9:01
Titans	S.Gostkowski 25 yd. Field Goal	4-14:56
Ravens	J.Tucker 51 yd. Field Goal	4-4:19

Missed FGs: J. Tucker 52WR

Attendance: 14,029

Time of Game: 2:45

Weather: 33°, Cloudy, wind NE 1 mph

Referee: Jerome Boger



TEAM STATISTICS

	Ravens	Titans
TOTAL FIRST DOWNS	22	12
THIRD DOWN EFFICIENCY	7-13-54%	4-12-33%
FOURTH DOWN EFFICIENCY	0-0-0%	1-1-100%
TOTAL NET YARDS	401	209
Plays - Avg.	64-6.3	49-4.3
NET YARDS RUSHING	236	51
Rushes - Avg.	35-6.7	22-2.3
NET YARDS PASSING	165	158
Sacks - Yards Lost	5-14	1-7
PASS ATT-COMP-INT	24-17-1	26-18-1
PUNTS - Avg.	2-50.5	5-45.6
Net Punting Average	46.5	45.6
PUNT RETURNS - Yards	0-0	2-8
KICKOFF RETURNS - Yards	1-20	2-46
INTERCEPTIONS - Yards	1-13	1-0
PENALTIES Number and Yards	5-60	2-10
FUMBLES - Lost	0-0	0-0
TOUCHDOWNS	2	1
EXTRA POINTS Made-Attempts	2-2	1-1
FIELD GOALS Made-Attempts	2-3	2-2
RED ZONE EFFICIENCY	1-3-33%	1-2-50%
GOAL TO GO EFFICIENCY	1-1-100%	1-2-50%
SAFETIES	0	0
GIVEAWAYS	1	1
TAKEAWAYS	1	1
TIME OF POSSESSION	33:38	26:22

RAVENS STARTERS

OFFENSE		DEFENSE	
WR 80	M.Boykin	DT 93	C.Campbell
LT 78	O.Brown	NT 98	B.Williams
LG 77	B.Bozeman	DE 95	D.Wolfe
C 65	P.Mekari	OLB 90	P.McPhee
RG 72	B.Powers	ILB 40	M.Harrison
RT 74	T.Phillips	WLB 58	L.Fort
TE 89	M.Andrews	SAM 99	M.Judon
TE 85	E.Tomlinson	LCB 24	M.Peters
QB 8	L.Jackson	FS 32	D.Elliott
FB 42	P.Ricard	SS 36	C.Clark
RB 27	J.Dobbins	RCB 44	M.Humphrey

TITANS STARTERS

OFFENSE		DEFENSE	
TE 87	G.Swaim	NT 92	M.Dickerson
TE 81	J.Smith	DT 90	D.Jones
LT 72	D.Quessenberry	DT 98	J.Simmons
LG 76	R.Saffold III	OLB 49	N.Dzubnar
C 60	B.Jones	ILB 54	R.Evans
RG 64	N.Davis	ILB 51	D.Long Jr.
RT 71	D.Kelly	OLB 58	H.Landry III
WR 11	A.Brown	CB 25	A.Jackson
QB 17	R.Tannehill	SS 24	K.Vaccaro
FB 41	K.Blasingame	FS 31	K.Byard
RB 22	D.Henry	CB 21	M.Butler

RAVENS INDIVIDUAL STATISTICS

Rushing	Att	Yds	Avg	Lg	TD
L.Jackson	16	136	8.5	48	1
J.Dobbins	9	43	4.8	12	1
G.Edwards	8	38	4.8	8	0
M.Brown	2	19	9.5	15	0
Total	35	236	6.7	48	2

Passing	Att	Cmp	Yds	TD	Lg	IN	Rt
L.Jackson	24	17	179	0	28	1	74.8
Total	24	17	179	0	28	1	74.8

Receiving	No	Yds	Avg	Lg	TD
M.Brown	7	109	15.6	28	0
M.Andrews	4	41	10.3	17	0
P.Ricard	3	26	8.7	11	0
W.Snead	2	9	4.5	5	0
J.Dobbins	1	-6	-6.0	-6	0
Total	17	179	10.5	28	0

Interceptions	No	Yds	Avg	Lg	TD
M.Peters	1	13	13.0	13	0
Total	1	13	13.0	13	0

Leading Tacklers (Press Box Totals)
P. McPhee 6-5-1; D. Wolfe 6-4-2; M. Humphrey 5-4-1

Sacks: D. Wolfe 1
FF: None **FR:** None

TITANS INDIVIDUAL STATISTICS

Rushing	Att	Yds	Avg	Lg	TD
D.Henry	18	40	2.2	8	0
R.Tannehill	2	6	3.0	4	0
J.McNichols	1	4	4.0	4	0
D.Evans	1	1	1.0	1	0
Total	22	51	2.3	8	0

Passing	Att	Cmp	Yds	TD	Lg	IN	Rt
R.Tannehill	26	18	165	1	35	1	83.0
Total	26	18	165	1	35	1	83.0

Receiving	No	Yds	Avg	Lg	TD
A.Brown	6	83	13.8	28	1
D.Henry	3	11	3.7	7	0
A.Firkser	2	44	22.0	35	0
N.Westbrook-Ikhine	2	17	8.5	12	0
J.Smith	2	9	4.5	5	0
C.Batson	1	6	6.0	6	0
G.Swaim	1	5	5.0	5	0
R.Tannehill	1	-10	-10.0	-10	0
Total	18	165	9.2	35	1

Interceptions	No	Yds	Avg	Lg	TD
M.Butler	1	0	0.0	0	0
Total	1	0	0.0	0	0

Leading Tacklers (Press Box Totals)
H. Landry III 10-8-2; K. Vaccaro 9-6-3; R. Evans 9-5-4

Sacks: H. Landry III 2; D. Jones 1; B. Reed 1; M. Dickerson 1
FF: None **FR:** None

PLAYOFF GAME SUMMARIES



Divisional Round: Titans 16, Bengals 19 Saturday, Jan. 22, 2022 • 3:30 p.m. CT • Nissan Stadium



In the Divisional Round of the 2021 playoffs, the Titans hosted the Cincinnati Bengals and lost by a score of 19-16. Despite the Titans defense tallying a NFL postseason record nine sacks, and limiting the Bengals offense to 64 rushing yards on 18 attempts, Cincinnati's game-winning field goal as time expired proved to be the difference as Tennessee was handed a home playoff loss.

On the first play of the contest, QB **Ryan Tannehill's** pass was intercepted by Bengals S **Jessie Bates III** to give Cincinnati possession at the Tennessee 42-yard line. Tennessee's defense was able to hold the Bengals to a field goal, as a 38-yard kick gave Cincinnati an early 3-0 lead. Later in the first quarter, the Bengals doubled their lead with a six play, 61-yard scoring drive that featured a 57-yard pass from Bengals QB **Joe Burrow** to Bengals WR **Ja'Marr Chase**. Cincinnati was again forced to settle for a field goal as Bengals K **Evan McPherson** tacked on a 45-yarder, 6-0.

Tennessee tied the score in the second quarter with a nine play, 84-yard scoring possession. Tannehill connected with WR **A.J. Brown** for a 41-yard bomb on the first play of the drive, and WR **Julio Jones** contributed a 13-yard catch to give the Titans a first down in the red zone. Then, while in the Wildcat formation, RB **Derrick Henry** took the direct snap and ran in a three-yard touchdown. However, Cincinnati was penalized for having 12 men on the field for the extra point, and the Titans elected to enforce the opportunity to go for a two-point conversion. Henry's carry was short of the goal line, 6-6.

On the ensuing Bengals possession, facing a third-and-14 at the Tennessee 24-yard line, Burrow was sacked by DT **Jeffery Simmons** for a loss of 12. Cincinnati was forced to kick a 54-yard field goal to make it 9-6 heading into halftime.

Cincinnati pulled ahead in the third quarter on the Bengals' lone touchdown score of the day. Burrow connected with Bengals WR **Tee Higgins** for a 12-yard pass, and Bengals RB **Joe Mixon** accounted for 41 total yards, including a 16-yard rushing touchdown that made it 16-6, Cincinnati.

Later in the third quarter, Tennessee constructed two scoring drives on consecutive possessions to tie the score. First, with help from a 40-yard pass from Tannehill to Brown, K **Randy Bullock** was able to convert a 34-yard field goal to make it 16-9,

Bengals. Next, as Cincinnati took the field, S **Amani Hooker** intercepted Burrow on the first play of the drive to give Tennessee possession at the Bengals 27-yard line. Tannehill connected with Brown for a 33-yard touchdown, as the Titans tied the score 16-16.

With under a minute remaining in regulation, as the Titans were driving, Tannehill's pass was intercepted by Bengals LB **Logan Wilson** at the Cincinnati 47-yard line. Burrow quickly moved the ball with a 19-yard pass to Chase. With four seconds remaining, McPherson successfully kicked a 52-yard field goal to seal a victory by a final score of 19-16.

SCORING	1	2	3	4	Final
Cincinnati	6	3	7	3	19
Tennessee	0	6	10	0	16

TEAM	SCORING PLAY	TIME
Bengals	E.McPherson 38 yd. Field Goal	1-12:03
Bengals	E.McPherson 45 yd. Field Goal	1-2:11
Titans	D.Henry 3 yd. run (run failed)	2-6:07
Bengals	E.McPherson 54 yd. Field Goal	2-1:35
Bengals	J.Mixon 16 yd. run (E.McPherson kick)	3-9:34
Titans	R.Bullock 34 yd. Field Goal	3-1:36
Titans	A.Brown 33 yd. pass from R.Tannehill (R.Bullock kick)	3-0:15
Bengals	E.McPherson 52 yd. Field Goal	4-0:00

Missed FGs: None
Attendance: 69,242
Time of Game: 2:59
Weather: 34°, Sunny, Wind 0 mph
Referee: Clete Blakeman



TEAM STATISTICS

	Bengals	Titans
TOTAL FIRST DOWNS	17	16
THIRD DOWN EFFICIENCY	7-15-46.7%	1-8-12.5%
FOURTH DOWN EFFICIENCY	0-0-0.0%	0-1-0.0%
TOTAL NET YARDS	345	353
Plays - Avg.	64-5.4	52-6.8
NET YARDS RUSHING	65	140
Rushes - Avg.	18-3.6	27-5.2
NET YARDS PASSING	280	213
Sacks - Yards Lost	9-68	1-7
PASS ATT-COMP-INT	37-28-1	24-15-3
PUNTS - Avg.	5-40.6	4-41.5
Net Punting Average	39.6	41.5
PUNT RETURNS - Yards	0-0	3-5
KICKOFF RETURNS - Yards	3-82	1-26
INTERCEPTIONS - Yards	3-19	1-15
PENALTIES Number and Yards	6-46	2-15
FUMBLES Number and Lost	0-0	0-0
TOUCHDOWNS	1	2
EXTRA POINTS Made-Attempts	1-1	1-2
RED ZONE EFFICIENCY	1-2-50%	1-3-33%
GOAL TO GO EFFICIENCY	0-0-0%	1-2-50%
SAFETIES	0	0
GIVEAWAYS	1	3
TAKEAWAYS	3	1
TIME OF POSSESSION	33:25	26:35

BENGALS STARTERS

OFFENSE	DEFENSE
WR 85 T.Higgins	LDE 94 S.Hubbard
TE 87 C.Uzomah	DT 68 J.Tupou
LT 73 J.Williams	NT 98 D.Reader
LG 67 Q.Spain	DT 92 B.Hill
C 66 T.Hopkins	RDE 91 T.Hendrickson
RG 77 H.Adeniji	LB 55 L.Wilson
RT 75 I.Prince	LB 57 G.Pratt
WR 83 T.Boyd	CB 20 E.Apple
WR 1 J.Chase	CB 22 C.Awuzie
QB 9 J.Burrow	S 24 V.Bell
HB 28 J.Mixon	S 30 J.Bates III

TITANS STARTERS

OFFENSE	DEFENSE
TE 83 R.Izzo	DT 98 J.Simmons
TE 87 G.Swaim	DT 90 N.Jones
LT 77 T.Lewan	DL 96 D.Autry
LG 76 R.Saffold	OLB 58 H.Landry
C 60 B.Jones	LB 51 D.Long
RG 64 N.Davis	LB 41 Z.Cunningham
RT 72 D.Quessenberry	CB 26 K.Fulton
WR 11 A.Brown	CB 24 E.Molden
WR 2 J.Jones	CB 20 J.Jenkins
QB 17 R.Tannehill	S 31 K.Byard
RB 22 D.Henry	S 37 A.Hooker

BENGALS INDIVIDUAL STATISTICS

Rushing	Att	Yds	Avg	Lg	TD
J.Mixon	14	54	3.9	16	1
J.Burrow	2	5	2.5	7	0
C.Evans	1	4	4.0	4	0
J.Chase	1	2	2.0	2	0
Total	18	65	3.6	16	1

Passing	Att	Cmp	Yds	TD	Lg	IN	Rt
J.Burrow	37	28	348	0	57	1	93.1
Total	37	28	348	0	57	1	93.1

Receiving	No	Yds	Avg	Lg	TD
T.Higgins	7	96	13.7	22	0
C.Uzomah	7	71	10.1	32	0
J.Mixon	6	51	8.5	21	0
J.Chase	5	109	21.8	57	0
T.Boyd	2	17	8.5	10	0
S.Perine	1	4	4.0	4	0
Total	28	348	12.4	57	0

Interceptions	No	Yds	Avg	Lg	TD
M.Hilton	1	19	19.0	19	0
J.Bates III	1	0	0.0	0	0
L.Wilson	1	0	0.0	0	0
Total	3	19	6.3	19	0

Leading Tacklers (Press Box Totals)
 L. Wilson 8-6-2; V. Bell 6-5-1; D. Reader 6-5-1

Sacks: V. Bell 1
FF: None
FR: None

TITANS INDIVIDUAL STATISTICS

Rushing	Att	Yds	Avg	Lg	TD
D.Foreman	4	66	16.5	45	0
D.Henry	20	62	3.1	9	1
R.Tannehill	3	12	4.0	8	0
Total	27	140	5.2	45	1

Passing	Att	Cmp	Yds	TD	Lg	IN	Rt
R.Tannehill	24	15	220	1	41	3	66.7
Total	24	15	220	1	41	3	66.7

Receiving	No	Yds	Avg	Lg	TD
J.Jones	6	62	10.3	16	0
A.Brown	5	142	28.4	41	1
D.Hilliard	3	13	4.3	5	0
C.Rogers	1	3	3.0	3	0
Total	15	220	14.7	41	1

Interceptions	No	Yds	Avg	Lg	TD
A.Hooker	1	15	15.0	15	0
Total	1	15	15.0	15	0

Leading Tacklers (Press Box Totals)
 Z. Cunningham 10-8-2; J. Simmons 8-7-1; D. Long 8-6-2

Sacks: J. Simmons 3; D. Autry 1.5; H. Landry 1.5; B. Dupree 1; D. Long 1; N. Jones 0.5; K. Peko 0.5
FF: None
FR: None