



Saint Thomas Sports Park | 460 Great Circle Road | Nashville, TN 37228 | 615-565-4100 | TennesseeTitans.com | @Titans

**ROBBIE BOHREN** Senior Director of Communications | **DWIGHT SPRADLIN** Director of Media Relations

**JARED PUFFER** Media Relations Manager | **KATE GUERRA** Team Publicist | **KIM SMITH** Media Relations Coordinator

FOR IMMEDIATE RELEASE

AUGUST 23, 2021



# TITANS CONCLUDE PRESEASON AT HOME AGAINST BEARS



Tennessee Titans (2-0) vs. Chicago Bears (1-1)

Saturday, Aug. 28, 2021 • 6 p.m. CDT • Nissan Stadium • Nashville, Tenn. • TV: WKRN & NFL Network

NASHVILLE — The Tennessee Titans (2-0) conclude their preseason schedule this week against the Chicago Bears (1-1). Kickoff at Nissan Stadium (capacity 69,143) is scheduled for 6 p.m. CDT on Saturday, Aug. 28.

This week marks the first time since Dec. 22, 2019 that the Titans will play in front of their home crowd without any pandemic-related restrictions on attendance. Since that date, the Titans have played 23 total preseason, regular season and playoff games, and they have been to the playoffs twice, including a run to the 2019 AFC title game.

**THE BROADCAST**

This week's contest will be televised regionally on the Titans Preseason TV Network, including flagship WKRN-News 2 in Nashville. Additionally, the WKRN broadcast will be carried nationally on NFL Network. Play-by-play announcer **Dan Hellie** and analyst **Charles Davis** will call the action, and **Cory Curtis** will report from the sidelines.

Fans in the Nashville television market can livestream the broadcast on their mobile devices from the Titans Mobile App (iOS and Android), as well as on desktop computers and mobile web at [TennesseeTitans.com](http://TennesseeTitans.com). Restrictions apply. For more information on streaming options visit [TennesseeTitans.com](http://TennesseeTitans.com) or [NFL.com/ways-to-watch](http://NFL.com/ways-to-watch).

The Titans Radio Network and Nashville flagship 104.5 The Zone will carry the game across the Mid-South with the "Voice of the Titans" **Mike Keith**, analyst **Dave McGinnis**, sideline reporter **Amie Wells** and gameday host **Rhett Bryan**.

**HOT START TO PRESEASON**

General manager **Jon Robinson** and head coach **Mike Vrabel** will get their final look at the roster this week before it needs to be reduced for the regular season. NFL maximums go from 80 to 53 players at 3 p.m. CDT on Tuesday, Aug. 31. A practice squad of up to 16 players can be formed on Sept. 1.

Robinson and Vrabel were able to evaluate the squad over multiple days last week in Tampa, Fla. The Titans had practice sessions against the Buccaneers on Wednesday and Thursday and then played the Super Bowl champions at Raymond James Stadium on Saturday night. For the second consecutive week, the Titans never trailed in the game and allowed only a field goal, leaving Tampa Bay with a 34-3 victory.

Combined with their 23-3 win in the preseason opener at Atlanta, the Titans have outscored their opponents this preseason 57-6. Tennessee's defense has yet to allow the opposing offense into the red zone and has allowed only four third-down conversions on 26 attempts (15.4 percent).

At Tampa Bay, the Titans defense forced three turnovers and totaled three sacks. Third-round rookie cornerback **Elijah Molden** led the way with eight tackles, one sack, two tackles for loss, one pass defended and one forced fumble.

On offense, the Titans rested several key starters for the second straight outing, including quarterback **Ryan Tannehill**, running back **Derrick Henry** and wide receivers **A.J. Brown** and **Julio Jones**.

With Tannehill out, **Logan Woodside** has been the starting signal caller with fellow veteran **Matt Barkley** serving as the backup. Combined this preseason, Woodside and Barkley are 34-of-47 passing (72.3 percent) for 317 yards with five touchdowns, no interceptions and a 125.9 passer rating.

**THE BEARS**

**Matt Nagy** is in his fourth season as Chicago's head coach and is coming off the club's second playoff appearance in his tenure. They went 8-8 to earn a wild card spot in 2020. In 2018, Nagy was named the Associated Press NFL Coach of the Year after leading the team to an NFC North title.

The Bears have a pair of new signal callers vying for the starting quarterback job this season. They signed former Cincinnati Bengals and Dallas Cowboys veteran **Andy Dalton** as an unrestricted free agent, and in the first round of the 2021 NFL Draft, they chose Ohio State's **Justin Fields** with the 11th overall selection. In each of Chicago's first two preseason games, Dalton has started with Fields coming off the bench.

The Bears began the preseason with a 20-13 victory over the Miami Dolphins at Soldier Field. Last week, they hosted the Buffalo Bills and fell by a final score of 41-15.

## 2021 TITANS SCHEDULE

PRESEASON

Day	Date	Opponent	Result, Kickoff	Score, TV
Fri.	Aug. 13	at Atlanta	W	23-3
Sat.	Aug. 21	at Tampa Bay	W	34-3
Sat.	Aug. 28	CHICAGO	6 p.m.	WKRN/NFLN

REGULAR SEASON

Day	Date	Opponent	Kickoff	TV
Sun.	Sept. 12	ARIZONA	Noon	CBS
Sun.	Sept. 19	at Seattle	3:25 p.m.	CBS
Sun.	Sept. 26	INDIANAPOLIS	Noon	CBS
Sun.	Oct. 3	at New York Jets	Noon	CBS
Sun.	Oct. 10	at Jacksonville	Noon*	CBS
Mon.	Oct. 18	BUFFALO	7:15 p.m.	ESPN
Sun.	Oct. 24	KANSAS CITY	Noon*	CBS
Sun.	Oct. 31	at Indianapolis	Noon*	CBS
Sun.	Nov. 7	at Los Angeles Rams	7:20 p.m.*	NBC
Sun.	Nov. 14	NEW ORLEANS	Noon*	CBS
Sun.	Nov. 21	HOUSTON	Noon*	CBS
Sun.	Nov. 28	at New England	Noon*	CBS
Sun.	Dec. 5	Bye		
Sun.	Dec. 12	JACKSONVILLE	Noon*	CBS
Sun.	Dec. 19	at Pittsburgh	Noon*	CBS
Thu.	Dec. 23	SAN FRANCISCO	7:20 p.m.	NFLN
Sun.	Jan. 2	MIAMI	Noon*	CBS
Sun.	Jan. 9	at Houston	Noon*	CBS

All kickoff times Central \* Time, TV subject to change  
All games on Titans Radio Network (Flagship 104.5 The Zone)

## PRESEASON AFC SOUTH STANDINGS

TEAM	W	L	T	PCT
Tennessee Titans	2	0	0	1.000
Houston Texans	2	0	0	1.000
Indianapolis Colts	2	0	0	1.000
Jacksonville Jaguars	0	1	0	0.000

**LAST WEEK:** Ten 34 at TB 3, Hou 20 at Dal 14, Ind 12 at Min 10, Jax at NO (Mon 7:00)

**THIS WEEK (central time):** Ind at Det (Fri 6:00), Chi at Ten (Sat 6:00), TB at Hou (Sat 7:00), Jax at Dal (Sun 12:00)

**IN TWO WEEKS (central time):** Ari at Ten (Sun 12:00), Jax at Hou (Sun 12:00), Sea at Ind (Sun 12:00)



## GAME INFORMATION

**Date of Game** . . . . . Saturday, Aug. 28, 2021  
**Kickoff Time** . . . . . 6 p.m. CDT  
**Venue** . . . . . Nissan Stadium  
**Location** . . . . . Nashville, Tenn.  
**Opened in** . . . . . 1999  
**Surface** . . . . . Natural Grass  
**Capacity** . . . . . 69,143

**Home Team** . . . . . Tennessee Titans (2-0)

**Website** . . . . . [www.TennesseeTitans.com](http://www.TennesseeTitans.com)  
**Media Guide** . . . . . [www.TennesseeTitans.com/Media](http://www.TennesseeTitans.com/Media)  
**Franchise since** . . . . . 1960 (1960-96 Houston Oilers; 1997-98 Tennessee Oilers)  
**Ownership** . . . . . Amy Adams Strunk (Chairman, Board of Directors); Kenneth S. Adams, IV (Board of Directors); Barclay Adams; Susan Lewis  
**President/CEO** . . . . . Burke Nihill  
**EVP/General Manager** . . . . . Jon Robinson  
**Head Coach** . . . . . Mike Vrabel (since 2018)  
**Defensive Coordinator** . . . . . Shane Bowen  
**Offensive Coordinator** . . . . . Todd Downing  
**2020 Record** . . . . . 11-5 (1st place, AFC South)  
**2020 NFL Offensive Rank** . . . . . 2T (Total), 2 (Rush), 23 (Pass)  
**2020 NFL Defensive Rank** . . . . . 28 (Total), 19 (Rush), 29 (Pass)

**Visiting Team** . . . . . Chicago Bears (1-1)

**Website** . . . . . [www.chicagobears.com](http://www.chicagobears.com)  
**Franchise since** . . . . . 1920 (Decatur Staleys 1920, Chicago Staleys 1921)  
**Chairman** . . . . . George H. McCaskey  
**Secretary** . . . . . Virginia H. McCaskey  
**President/CEO** . . . . . Ted Phillips  
**General Manager** . . . . . Ryan Pace  
**Head Coach** . . . . . Matt Nagy  
**Defensive Coordinator** . . . . . Sean Desai  
**Offensive Coordinator** . . . . . Bill Lazor  
**Special Teams Coordinator** . . . . . Chris Tabor  
**2020 Record** . . . . . 8-8 (2nd place, NFC North)  
**2020 NFL Offensive Rank** . . . . . 26 (Total), 25 (Rush), 22 (Pass)  
**2020 NFL Defensive Rank** . . . . . 11 (Total), 15 (Rush), 12 (Pass)

**Referee** . . . . . Carl Cheffers

**Television** . . . . . WKRN News 2

**Play-by-Play** . . . . . Dan Hellie  
**Analyst** . . . . . Charles Davis  
**Sideline Reporter** . . . . . Cory Curtis

### TITANS PRESEASON TELEVISION AFFILIATES:

**Nashville/Flagship** . . . . . WKRN Ch. 2 (ABC)  
**Bowling Green, Ky.** . . . . . WNKY Ch. 40 (NBC 40.1/CBS 40.2)  
**Chattanooga, Tenn.** . . . . . WRCB Ch. 3 (NBC) (Aug. 13 & 21)/CW Chattanooga (Aug. 28)  
**Evansville, Ind.** . . . . . WTVW Ch. 7 (CW) (Aug. 13 & 21)  
**Huntsville, Ala.** . . . . . WHNT Ch. 19 (CBS)  
**Jackson, Tenn.** . . . . . WJKT Ch. 16 (FOX)  
**Knoxville, Tenn.** . . . . . WATE Ch. 6 (ABC)  
**Memphis, Tenn.** . . . . . WREG Ch. 3 (CBS)  
**Paducah, Ky.** . . . . . KBSI Ch. 23.2 (MyTV)  
**Tri-Cities, Tenn.** . . . . . ABC Tri-Cities/WJHL Ch. 11.2 (ABC)



## SERIES AT A GLANCE

- Overall series (regular & postseason): **Titans lead 7-6**
- Regular season series: **Titans lead 7-6**
- Postseason series: **None**
- Preseason series: **Titans lead 8-5**
- Total points: **Titans 296, Bears 276**
- Current streak: **Two wins by Titans**
- Titans at home vs. Bears: **3-4**
- Titans on road vs. Bears: **4-2**
- Longest winning streak by Titans: **2 (last 2016–present)**
- Longest losing streak by Titans: **3 (last 1995–2004)**
- Titans vs. Bears at Nissan Stadium: **1-2**
- Last time at Nissan Stadium: **Bears 17 at Titans 24 (11-8-20)**
- Titans vs. Bears at Soldier Field: **4-2**
- Last time at Soldier Field: **TITANS 27 at Bears 21 (11-27-16)**
- First time: **Oilers 14 at BEARS 35 (10-28-73)**
- Mike Vrabel's record vs. Bears: **1-0**
- Matt Nagy's record vs. Titans: **0-1**
- Mike Vrabel's record vs. Matt Nagy: **1-0**

## A TITANS VICTORY WOULD ...

- Give Mike Vrabel a 5-6 record in the preseason as a head coach.
- Give the Titans four consecutive preseason victories, dating back to 2019.
- Give the Titans an all-time preseason record of 9-5 against the Bears.

**Radio** . . . . . Titans Radio Network  
**Flagship** . . . . . WGFX 104.5 FM-The Zone  
**Satellite Radio** . . . . . Sirius 83, XM 226, SiriusXM 226 (Internet 830)  
**Play-by-Play** . . . . . Mike Keith  
**Analyst** . . . . . Dave McGinnis  
**Gameday Host** . . . . . Rhett Bryan  
**Reporter** . . . . . Amie Wells



## SERIES HISTORY

This week marks the 14th preseason meeting between the Titans and Bears and the third in five years. The Titans have an 8-5 advantage in the preseason series, including a 19-15 victory at Chicago in 2019. They were scheduled to play again in the preseason in 2020, but the NFL was forced to cancel all preseason games due to the COVID-19 pandemic.

There have been 13 all-time meetings in the regular season between the Titans and Bears franchises. The Titans have a 7-6 edge, including a current two-game winning streak.

Most recently, the Bears visited Nissan Stadium in Week 9 of the 2020 campaign. The Titans built a 24-3 lead and despite a late charge by the Bears held on for a 24-17 victory. Tennessee's three touchdowns came on a pair of **Ryan Tannehill** touchdown passes and a 63-yard fumble return for a touchdown by cornerback **Desmond King II**.

The last time the Titans traveled to Chicago was a Week 12 battle during the 2016 season, when they escaped with a 27-21 victory. After falling behind 7-0, they scored 27 unanswered points and withstood a furious fourth-quarter rally by the Bears to clinch the win. Quarterback **Marcus Mariota** completed 15 of 23 passes for 226 yards with two touchdowns and added 46 rushing yards.

On Nov. 4, 2012, the Bears visited Tennessee and cruised to a 51-20 victory. Their point total remains the most ever scored by a visiting team at Nissan Stadium.

The two teams engaged in a memorable contest in Nashville on Nov. 14, 2004. Chicago prevailed in the game 19-17 when defensive end **Adewale Ogunleye** registered a safety in overtime. Titans tackle **Fred Miller** recovered a **Billy Volek** fumble but was tackled in the end zone, resulting at the time in one of two games in NFL history that ended with a safety.

Some of the other matchups in the series were not as hotly contested, in addition to the Bears' convincing 2012 win. The first ever Bears-Oilers matchup, played Oct. 28, 1973 in Chicago, was won by the Bears 35-14. In the following meeting on Nov. 6, 1977, the Bears were the unfortunate recipients of the second largest victory in Oilers/Titans history, a 47-0 final at the Astrodome.

## ALL-TIME SERIES RESULTS

TITANS vs. BEARS  
Titans lead 7-6

Date	Site	W/L	Score
10-28-73	Chi	L	14-35
11-6-77	Hou	W	47-0
11-16-80	Chi	W	10-6
10-12-86	Hou	L	7-20
10-15-89	Chi	W	33-28
12-7-92	Hou	W	24-7
10-22-95	Chi	L	32-35
10-25-98	Tenn	L	20-23
11-14-04	Tenn	L	17-19 (OT)
11-9-08	Chi	W	21-14
11-4-12	Tenn	L	20-51
11-27-16	Chi	W	27-21
11-8-20	Tenn	W	24-17

## MOST RECENT MATCHUPS

2008 Week 10 • Nov. 9, 2008 • TITANS 21 at Bears 14

Titans quarterback Kerry Collins leads Tennessee in an aerial attack, completing 30-of-41 passes for 289 yards, two touchdowns and no interceptions ... Tight end Bo Scaife and receiver Brandon Jones combine for 160 yards on 18 catches ... The Titans defense keeps Chicago contained by forcing eight consecutive punts spanning the second and third quarters ... The Titans special teams limit Bears return specialist Devin Hester to a 6.5-yard average on punt returns and block a key field goal in the fourth quarter.



2012 Week 9 • Nov. 4, 2012 • BEARS 51 at Titans 20

The Bears score 28 points in the first quarter en route to scoring the most points by an opponent at Nissan Stadium ... The Titans turn the ball over on four fumbles and one interception ... The Bears score first on a blocked punt for a touchdown ... Jay Cutler and Brandon Marshall connect three times for touchdowns ... The Titans score touchdowns on a 30-yard pass from Matt Hasselbeck to Nate Washington and on an 80-yard run by Chris Johnson.

2016 Week 12 • Nov. 27, 2016 • TITANS 27 at Bears 21

After the Bears take a 7-0 lead, the Titans score 27 unanswered points and hold off a late rally ... Chicago quarterback Matt Barkley makes his first career start and passes for 316 yards ... Marcus Mariota throws two touchdown passes ... With less than a minute to play, the Titans defense stops the Bears seven yards from the end zone on four consecutive incompletions ... Wesley Woodyard and Da'Norris Searcy record interceptions inside their own 20-yard line.

2020 Week 9 • Nov. 8, 2020 • Bears 17 at TITANS 24

On a 77-degree day in November, the Titans jump out to a 24-3 lead in the fourth quarter and withstand two late touchdown drives by the Bears ... Ryan Tannehill completes touchdown passes of 40 yards to A.J. Brown and two yards to Jonnu Smith ... Brown totals 101 yards on the day ... The Titans defense sacks Nick Foles three times and recovers two Bears fumbles ... Cornerback Desmond King II, making his Titans debut after being acquired in a trade, returns a fumble 63 yards for a touchdown ... The Titans limit the Bears to 56 rushing yards and 2-of-15 (13.3 percent) on third down.

## KEY DATES

August 24	Prior to 3 p.m. CT, clubs must reduce rosters to a maximum of 80 players on the Active/Inactive List
August 28	Final preseason game vs. the Chicago Bears at Nissan Stadium
August 31	Prior to 3 p.m. CT, clubs must reduce rosters to a maximum of 53 players on the Active/Inactive List
September 1	Clubs may establish practice squads
September 12	Titans open the regular season at Nissan Stadium against the Arizona Cardinals



# TITANS-BEARS: THE LAST MEETING

**2020 Week 9: Titans 24, Bears 17**  
**Sunday, Nov. 8, 2020 • 12:00 p.m. CT • Nissan Stadium**



In Week 9 of the 2020 season the Titans hosted the Chicago Bears and won by a score of 24-17. Tennessee's defense limited Chicago to two third-down conversions on 15 attempts and allowed the Bears to rush for just 56 yards. Tennessee's defense limited Chicago to two third-down conversions on 15 attempts and allowed the Bears to rush for just 56 yards.

Tennessee got on the board first with an eight-play, 56-yard scoring drive and never relinquished the lead. WR **A.J. Brown** caught a 38-yard pass to help move the chains before K **Stephen Gostkowski** ultimately made a 40-yard field goal for an early 3-0 lead.

In the second quarter, the Titans extended the lead with a 91-yard scoring drive. RB **Derrick Henry** carried the ball for five consecutive plays, and Brown added a 17-yard reception before he then bulldozed his way into the end zone on a 40-yard touchdown catch to make it 10-0 Tennessee.

In the third quarter with Chicago driving toward the red zone, Bears QB **Nick Foles** threw a short pass to Bears RB **David Montgomery**, but DL **Jeffery Simmons** forced him to fumble. CB **Desmond King II** scooped up the fumble and returned it for a 63-yard touchdown to extend the Titans lead, 17-0.

Chicago got on the board in the fourth quarter on a 15-play scoring drive. Bears WR **Allen Robinson II** contributed a 23-yard catch to help move the sticks but Chicago was halted at the Tennessee four-yard line. Bears K **Cairo Santos** converted a 23-yard field goal to make it a 17-3 game. On the ensuing Titans possession, Tennessee quickly added another touchdown. Henry broke free for a 26-yard gain, and QB **Ryan Tannehill** threw a 30-yard pass to TE **Jonnu Smith** to give the Titans a first down at the Chicago two-yard line. On the next play, Tannehill tossed a two-yard touchdown pass to Smith to put Tennessee up, 24-3.

Chicago responded on the next possession with a touchdown of their own. Robinson contributed a 27-yard catch to bring the Bears into Titans territory before Foles ultimately connected with Bears RB **Ryan Nall** for a six-yard touchdown. Chicago moved closer, 24-10.

Later in the fourth quarter, the Bears tacked on another score on an 80-yard possession. Nall added two first-down receptions, and Robinson contributed an 11-yard first down, before Foles threw an eight-yard touchdown to Bears TE **Jimmy Graham**. Chicago made it a one possession game at 24-17 but could not recover an onside kick as the Titans advanced to 6-2 on the season.

### SCORING

	1	2	3	4	Final
Chicago	0	0	0	17	17
Tennessee	3	7	7	7	24

TEAM	SCORING PLAY	TIME
Titans	S.Gostkowski 40 yd. Field Goal	1-4:22
Titans	A.Brown 40 yd. pass from R.Tannehill (S.Gostkowski kick)	2-4:39
Titans	D.King 63 yd. fumble return (S.Gostkowski kick)	3-4:41
Bears	C.Santos 22 yd. Field Goal	4-12:30
Titans	J.Smith 2 yd. pass from R.Tannehill (S.Gostkowski kick)	4-8:10
Bears	R.Nall 6 yd. pass from N.Foles (C.Santos kick)	4-5:06
Bears	J.Graham 8 yd. pass from N.Foles (C.Santos kick)	4-1:04

**Missed FGs:** None  
**Attendance:** 13,871  
**Time of Game:** 3:07  
**Weather:** 77°, Sunny, wind SE 14 mph  
**Referee:** Ronald Torbert

**CLICK TO WATCH HIGHLIGHTS**



TEAM STATISTICS

	Bears	Titans
TOTAL FIRST DOWNS	22	11
THIRD DOWN EFFICIENCY	2-15-13%	6-15-40%
FOURTH DOWN EFFICIENCY	3-4-75%	0-0-0%
TOTAL NET YARDS	375	228
Plays - Avg.	75	55
NET YARDS RUSHING	56	92
Rushes - Avg.	20-2.8	31-3.0
NET YARDS PASSING	319	136
Sacks - Yards Lost	3-16	3-22
PASS ATT-COMP-INT	52-36-0	21-10-0
PUNTS - Avg.	6-49.7	8-50.5
Net Punting Average	38.2	40.0
PUNT RETURNS - Yards	6-64	3-49
KICKOFF RETURNS - Yards	3-53	2-37
INTERCEPTIONS - Yards	0-0	0-0
PENALTIES Number and Yards	5-35	6-57
FUMBLES - Lost	3-2	0-0
TOUCHDOWNS	2	3
EXTRA POINTS Made-Attempts	2-2	3-3
FIELD GOALS Made-Attempts	1-1	1-1
RED ZONE EFFICIENCY	2-3-67%	1-1-100%
GOAL TO GO EFFICIENCY	2-3-67%	1-1-100%
SAFETIES	0	0
GIVEAWAYS	2	0
TAKEAWAYS	0	2
TIME OF POSSESSION	33:54	26:06

### BEARS STARTERS

OFFENSE		DEFENSE	
WR 12	A.Robinson	DT 96	A.Hicks
TE 80	J.Graham	NT 98	B.Nichols
RT 69	R.Coward	DE 92	B.Urban
RG 74	G.Ifedi	OLB 52	K.Mack
C 64	A.Bars	ILB 58	R.Smith
LG 71	A.Hambright	ILB 59	D.Trevathan
LT 72	C.Leno	OLB 94	R.Quinn
QB 9	N.Foles	CB 23	K.Fuller
WR 88	R.Ridley	S 38	Ta.Gipson
WR 84	C.Patterson	S 39	E.Jackson
WR 11	D.Mooney	CB 33	J.Johnson

### TITANS STARTERS

OFFENSE		DEFENSE	
WR 84	C.Davis	DE 94	J.Crawford
TE 81	J.Smith	NT 90	D.Jones
LT 70	T.Sambrailo	DT 98	J.Simmons
LG 76	R.Saffold III	ILB 54	R.Evans
C 60	B.Jones	ILB 55	J.Brown
RG 64	N.Davis	OLB 58	H.Landry III
RT 71	D.Kelly	CB 39	B.Borders
WR 11	A.Brown	CB 33	D.King
QB 17	R.Tannehill	SS 24	K.Vaccaro
FB 41	K.Blasingame	FS 31	K.Byard
RB 22	D.Henry	CB 21	M.Butler

### BEARS INDIVIDUAL STATISTICS

Rushing	Att	Yds	Avg	Lg	TD
D.Montgomery	14	30	2.1	5	0
C.Patterson	3	13	4.3	6	0
B.Mingo	1	11	11.0	11	0
N.Foles	2	2	1.0	2	0
<b>Total</b>	<b>20</b>	<b>56</b>	<b>2.8</b>	<b>11</b>	<b>0</b>

Passing	Att	Cmp	Yds	TD	Lg	IN	Rt
N.Foles	52	36	335	2	34	0	99.4
<b>Total</b>	<b>52</b>	<b>36</b>	<b>335</b>	<b>2</b>	<b>34</b>	<b>0</b>	<b>99.4</b>

Receiving	No	Yds	Avg	Lg	TD
A.Robinson	7	81	11.6	27	0
J.Graham	6	55	9.2	24	1
A.Miller	5	59	11.8	34	0
D.Mooney	5	43	8.6	22	0
R.Nall	4	35	8.8	16	1
C.Patterson	4	27	6.8	9	0
D.Montgomery	3	12	4.0	13	0
R.Ridley	2	23	11.5	18	0
<b>Total</b>	<b>36</b>	<b>335</b>	<b>9.3</b>	<b>34</b>	<b>2</b>

Interceptions	No	Yds	Avg	Lg	TD
None					

**Leading Tacklers (Press Box Totals)**  
 R. Smith 11-9-2; A. Hicks 6-4-2; B. Skrine 6-4-2

**Sacks:** R. Smith 1; M. Edwards 1; B. Nichols 1  
**FF:** None **FR:** None

### TITANS INDIVIDUAL STATISTICS

Rushing	Att	Yds	Avg	Lg	TD
D.Henry	21	68	3.2	26	0
D.Foreman	5	11	2.2	3	0
J.McNichols	2	10	5.0	5	0
R.Tannehill	3	3	1.0	5	0
<b>Total</b>	<b>31</b>	<b>92</b>	<b>3.0</b>	<b>26</b>	<b>0</b>

Passing	Att	Cmp	Yds	TD	Lg	IN	Rt
R.Tannehill	21	10	158	2	40	0	104.9
<b>Total</b>	<b>21</b>	<b>10</b>	<b>158</b>	<b>2</b>	<b>40</b>	<b>0</b>	<b>104.9</b>

Receiving	No	Yds	Avg	Lg	TD
A.Brown	4	101	25.3	40	1
A.Firkser	3	19	6.3	12	0
J.Smith	2	32	16.0	30	1
C.Batson	1	6	6.0	6	0
<b>Total</b>	<b>10</b>	<b>158</b>	<b>15.8</b>	<b>40</b>	<b>2</b>

Interceptions	No	Yds	Avg	Lg	TD
None					

**Leading Tacklers (Press Box Totals)**  
 J. Brown 10-6-4; B. Borders 9-7-2; D. Jones 7-5-2;  
 A. Hooker 7-5-2

**Sacks:** J. Brown 1; H. Landry 1; R. Evans 0.5; D. Jones 0.5  
**FF:** J. Brown 1; J. Simmons 1 **FR:** J. Simmons 1; D. King 1

GAME PREVIEW

TEAM NOTES

PLAYER NOTES

MEDIA

STATISTICS

ROSTERS

## 2020 TALE OF THE TAPE

OFFENSE	Tenn.	Chi.	NFL/Avg
<b>GAMES (Won-Lost)</b>	11-5	8-8	---
<b>FIRST DOWNS</b>	381	335	347.1
Rushing	142	93	111.3
Passing	203	218	204.6
Penalty	36	24	31.2
<b>YDS GAINED (tot)</b>	6343	5302	5744.5
Avg per Game	396.4	331.4	359.0
<b>RUSHING (net)</b>	2690	1647	1902.1
Avg per Game	168.1	102.9	118.9
Rushes	521	393	431.0
Yards per Rush	5.2	4.2	4.4
<b>PASSING (net)</b>	3653	3655	3842.4
Avg per Game	228.3	228.4	240.2
Passes Att.	485	614	563.1
Completed	316	402	367.4
Pct Completed	65.2	65.5	65.2
Yards Gained	3826	3925	4078.1
Sacked	25	36	35.5
Yards Lost	173	270	235.7
Had intercepted	7	16	12.3
Yards Opp Ret	81	119	145.7
Opp TDs on Int	0	0	1.0
<b>PUNTS</b>	50	64	59.4
Avg Yards	45.1	45.7	45.6
<b>PUNT RETURNS</b>	23	25	24.2
Avg Return	9.0	7.6	8.8
Returned for TD	0	0	0.3
<b>KICKOFF RETURNS</b>	38	47	31.0
Avg Return	20.2	24.4	22.5
Returned for TD	1	1	0.2
<b>PENALTIES</b>	86	88	89.9
Yards Penalized	783	777	778.6
<b>FUMBLES BY</b>	15	20	18.7
Fumbles Lost	5	6	8.4
Opp Fumbles	21	16	18.7
Opp Fum Lost	8	8	8.4
<b>POSS. TIME (avg)</b>	28:28	30:12	30:00
<b>TOUCHDOWNS</b>	62	40	46.0
Rushing	26	12	16.6
Passing	33	26	27.2
Returns	3	2	2.2
<b>EXTRA-PT KICKS</b>	51/53	36/37	93%
<b>2-PT CONVERSIONS</b>	4/7	2/3	48%
<b>FIELD GOALS/FGA</b>	20/28	30/32	25/30
<b>POINTS SCORED</b>	491	372	396.6
DEFENSE	Tenn.	Chi.	NFL/Avg
<b>POINTS ALLOWED</b>	439	370	396.6
<b>OPP FIRST DOWNS</b>	391	331	347.1
Rushing	113	104	111.3
Passing	247	190	204.6
Penalty	31	37	31.2
<b>OPP YARDS GAINED</b>	6372	5519	5744.5
Avg per Game	398.3	344.9	359.0
<b>OPP RUSHING(net)</b>	1933	1814	1902.1
Avg per Game	120.8	113.4	118.9
Rushes	427	438	431.0
Yards per Rush	4.5	4.1	4.4
<b>OPP PASSING(net)</b>	4439	3705	3842.4
Avg per Game	277.4	231.6	240.2
Passes Att.	630	547	563.1
Completed	423	350	367.4
Pct Completed	67.1	64.0	65.2
Sacked	19	35	35.5
Yards Lost	154	234	235.7
<b>INTERCEPTED BY</b>	15	10	12.3
Yards Returned	189	81	145.7
Returned for TD	0	0	1.0
<b>OPP PUNT RETURNS</b>	20	25	24.2
Avg return	8.6	11.8	8.8
<b>OPP KICKOFF RET</b>	37	41	31.0
Avg return	22.2	20.4	22.5
<b>OPP TOUCHDOWNS</b>	55	41	46.0
Rushing	18	11	16.6
Passing	36	28	27.2
Returns	1	2	2.2

## 2021 SCHEDULE & RESULTS



PRESEASON			
Date	Opponent	W/L	Score
08/13	at Atlanta	W	23-3
08/21	at Tampa Bay	W	34-3
08/28	Chicago		
REGULAR SEASON			
Date	Opponent	W/L	Score
09/12	Arizona		
09/19	at Seattle		
09/26	Indianapolis		
10/03	at N.Y. Jets		
10/10	at Jacksonville		
10/18	Buffalo		
10/24	Kansas City		
10/31	at Indianapolis		
11/07	at L.A. Rams		
11/14	New Orleans		
11/21	Houston		
11/28	at New England		
12/12	Jacksonville		
12/19	at Pittsburgh		
12/23	San Francisco		
01/02	Miami		
01/09	at Houston		

PRESEASON			
Date	Opponent	W/L	Score
08/14	Miami	W	20-13
08/21	Buffalo	L	15-41
08/28	at Tennessee		
REGULAR SEASON			
Date	Opponent	W/L	Score
09/12	at L.A. Rams		
09/19	Cincinnati		
09/26	at Cleveland		
10/03	Detroit		
10/10	at Las Vegas		
10/17	Green Bay		
10/24	at Tampa Bay		
10/31	San Francisco		
11/08	at Pittsburgh		
11/21	Baltimore		
11/25	at Detroit		
12/05	Arizona		
12/12	at Green Bay		
12/20	Minnesota		
12/26	at Seattle		
01/02	N.Y. Giants		
01/09	at Minnesota		

## 2020 REGULAR SEASON INDIVIDUAL LEADERS

Passing	Att	Cmp	Yds	Pct	Y/Att	TD	Int	Lg	Sack/Lost	Rtg	
<b>Titans</b>	R. Tannehill	481	315	3,819	65.5	7.9	33	7	75t	24/173	106.5
<b>Bears</b>	M. Trubisky	297	199	2,055	67.0	6.9	16	8	53	18/125	93.5
	N. Foles	312	202	1,852	64.7	5.9	10	8	50	18/145	80.8
Rushing	No.	Yds	Avg	Long	TD						
<b>Titans</b>	D. Henry	378	2,027	5.4	94t	17					
	R. Tannehill	43	266	6.2	45t	7					
	J. McNichols	47	204	4.3	20	1					
<b>Bears</b>	D. Montgomery	247	1,070	4.3	80t	8					
	C. Patterson	64	232	3.6	13	1					
Receiving	No.	Yds	Avg	Long	TD						
<b>Titans</b>	A. Brown	70	1,075	15.4	73t	11					
	C. Davis	65	984	15.1	75t	5					
<b>Bears</b>	A. Robinson	102	1,250	12.3	42	6					
	D. Mooney	61	631	10.3	53	4					
	D. Montgomery	54	438	8.1	28t	2					
	J. Graham	50	456	9.1	30	8					
Interceptions	No.	Yds	Avg	Long	TD						
<b>Titans</b>	M. Butler	4	111	27.8	68	0					
	A. Hooker	4	11	2.8	6	0					
<b>Bears</b>	R. Smith	2	16	8.0	11	0					
	T. Gipson	2	10	5.0	9	0					
Punting	No.	Yds	Avg	Net	TB	In	Lg	B			
<b>Titans</b>	B. Kern	37	1,695	45.8	41.5	3	22	66	0		
<b>Bears</b>	P. O'Donnell	64	2,924	45.7	39.5	5	28	64	0		
Punt Returns	No.	FC	Yds	Avg	Lg	TD					
<b>Titans</b>	K. Raymond	23	11	208	9.0	40	0				
<b>Bears</b>	D. Harris	10	0	81	8.1	19	0				
Kickoff Returns	No.	Yds	Avg	Lg	TD						
<b>Titans</b>	K. Raymond	15	275	18.3	30	0					
	C. Batson	11	231	21.0	35	0					
<b>Bears</b>	C. Patterson	35	1,017	29.1	104	1					
Scoring/Kickers	PAT	FG	Pts								
<b>Titans</b>	S. Gostkowski	46/48	18/26	100							
<b>Bears</b>	C. Santos	36/37	30/32	126							
Sacks	Tot										
<b>Titans</b>	H. Landry	5.5									
<b>Bears</b>	K. Mack	9.0									
Tackles	Tot	Solo	Asst								
<b>Titans</b>	K. Byard	111	79	32							
<b>Bears</b>	R. Smith	139	98	41							

GAME PREVIEW

TEAM NOTES

PLAYER NOTES

MEDIA

STATISTICS

ROSTERS



## 2020 INDIVIDUAL NFL RANKINGS

(qualifiers only, where applicable)

Category	Team	Player	Stat	NFL Rank
<b>Passer Rating</b>	Titans	Ryan Tannehill	106.5	5
	Bears	Mitchell Trubisky	93.5	20
<b>Passing Yards</b>	Titans	Ryan Tannehill	3,819	15
	Bears	Mitchell Trubisky	2,055	31
<b>Passing TDs</b>	Titans	Ryan Tannehill	33	t-7
	Bears	Mitchell Trubisky	16	t-20
<b>Rushing Yards</b>	Titans	Derrick Henry	2,027	1
	Bears	David Montgomery	1,070	t-5
<b>Rushing Average</b>	Titans	Derrick Henry	5.4	6
	Bears	David Montgomery	4.3	29
<b>Rushing TDs</b>	Titans	Derrick Henry	17	1
	Bears	David Montgomery	8	t-15
<b>Receptions</b>	Titans	A.J. Brown	70	t-32
	Bears	Allen Robinson	102	6
<b>Receiving Yards</b>	Titans	A.J. Brown	1,075	16
	Bears	Allen Robinson	1,250	9
<b>Receiving TDs</b>	Titans	A.J. Brown	11	t-5
	Bears	Jimmy Graham	8	t-15
<b>Sacks</b>	Titans	Harold Landry III	5.5	t-48
	Bears	Khalil Mack	9.0	t-14
<b>Interceptions</b>	Titans	M. Butler, A. Hooker	4	t-7
	Bears	R. Smith, T. Gipson	2	t-41

## NOTABLE PERFORMANCES VS. THE BEARS

### WR A.J. BROWN

- On 11/8/20 against Chicago, Brown caught four passes for a team-high 101 yards, including a 40-yard touchdown catch.

### LB JAYON BROWN

- On 11/8/20 against Chicago, Brown tallied a team-high 11 tackles, one sack and one forced fumble that was recovered by DT Jeffery Simmons.

### LB RASHAAN EVANS

- On 11/8/20 against Chicago, Evans tallied four tackles and a half sack.

### RB BRIAN HILL

- On 9/27/20 against Chicago, Hill carried the ball nine times for 58 yards with a 35-yard touchdown while with the Atlanta Falcons. He also added a 22-yard reception.

### CB JACKRABBIT JENKINS

- On 1/10/21 against Chicago in the Wild Card Round, Jenkins posted five tackles as a member of the New Orleans Saints.

### OLB HAROLD LANDRY III

- On 11/8/20 against Chicago, Landry posted four tackles and one sack.

### S BRADLEY MCDOUGALD

- On 12/27/15 against Chicago, McDougald amassed 12 tackles during his time as a Tampa Bay Buccaneer.

### WR JOSH REYNOLDS

- On 10/26/20 against Chicago, Reynolds caught four passes for 52 yards and one touchdown during his tenure with the Los Angeles Rams.

### DT JEFFERY SIMMONS

- On 11/8/20, Simmons tallied three tackles, one forced fumble and one fourth-quarter fumble recovery. His forced fumble was recovered by CB Desmond King and returned for a 63-yard touchdown. Simmons was named AFC Defensive Player of the Week for his efforts.

### OLB JOHN SIMON

- On 9/11/16 against Chicago, Simon posted six tackles and one sack while with the Houston Texans.

### QB RYAN TANNEHILL

- On 10/19/14 at Chicago, Tannehill completed 25 of 32 passes for 277 yards and two touchdowns, and added six carries for 48 yards as a member of the Miami Dolphins.

## 2020 SITUATIONAL RECORDS

TENNESSEE TITANS		CHICAGO BEARS	
Total	11 - 5	Total	8 - 8
Home	5 - 3	Home	3 - 5
Away	6 - 2	Away	5 - 3
Grass	8 - 4	Grass	5 - 7
Turf	3 - 1	Turf	3 - 1
AFC	8 - 4	AFC	2 - 2
NFC	3 - 1	NFC	6 - 6
In Division	5 - 1	In Division	2 - 4
Out Division	6 - 4	Out Division	6 - 4
Indoor	2 - 0	Indoor	2 - 0
Outdoor	9 - 5	Outdoor	6 - 8
January	1 - 0	January	0 - 1
September	3 - 0	September	3 - 0
October	2 - 1	October	2 - 2
November	3 - 2	November	0 - 4
December	2 - 2	December	3 - 1
Sunday	9 - 4	Sunday	7 - 6
Monday	1 - 0	Monday	0 - 2
Tuesday	1 - 0	Tuesday	1 - 0
Thursday	0 - 1	Thursday	1 - 0

## THIS WEEK'S NFL SCHEDULE

All Times Central

### Friday, Aug. 27

Indianapolis	at Detroit	6:00
Pittsburgh	at Carolina	6:30
Philadelphia	at New York Jets	6:30
Minnesota	at Kansas City	7:00

### Saturday, Aug. 28

Green Bay	at Buffalo	12:00
Baltimore	at Washington	5:00
Chicago	at Tennessee	6:00
Tampa Bay	at Houston	7:00
Arizona	at New Orleans	7:00
Los Angeles Rams	at Denver	8:05
Los Angeles Chargers	at Seattle	9:00

### Sunday, Aug. 29

Jacksonville	at Dallas	12:00
Miami	at Cincinnati	3:00 (CBS)
Las Vegas	at San Francisco	3:00
New England	at New York Giants	5:00
Cleveland	at Atlanta	7:00 (NBC)



## WHERE THE TEAMS RANKED IN 2020

### 2020 OFFENSIVE STATISTICS AND NFL RANKING

OFFENSIVE CATEGORY	TITANS	BEARS
	STAT (RANK)	STAT (RANK)
Yards / Game	396.4 (2t)	331.4 (26)
Yards / Play	6.15 (4)	5.08 (27)
Rushing Yards / Game	168.1 (2)	102.9 (25)
Rushing Yards / Play	5.16 (2)	4.19 (21)
Passing Yards / Game	228.3 (23)	228.4 (22)
Passing Yards / Play	7.53 (7)	5.95 (27)
Interception Rate	1.44% (4)	2.61% (24)
Sacks / Pass Attempt	5.15% (10)	5.86% (15)
First Downs / Game	23.8 (4t)	20.9 (21t)
Punt Return Avg	9.0 (14)	7.6 (22)
Kickoff Return Avg	20.2 (26)	24.4 (10)
Field Goals Made	71.43% (31)	93.75% (7)
3rd Down Pct	46.15% (5)	34.63% (31)
4th Down Pct	62.50% (9)	60.71% (12)
Red Zone Pct	75.00% (2)	56.36% (22)
Goal to Go%	94.12% (1)	68.75% (26)
Avg Time of Possession	28:28 (27)	30:12 (17)
Points / Game	30.7 (4)	23.3 (22t)
Turnover Ratio	+11 (1)	-4 (23t)

### 2020 DEFENSIVE STATISTICS AND NFL RANKING

DEFENSIVE CATEGORY	TITANS	BEARS
	STAT (RANK)	STAT (RANK)
Yards / Game	398.3 (28)	344.9 (11)
Yards / Play	5.92 (25)	5.41 (11)
Rushing Yards / Game	120.8 (19)	113.4 (15)
Rushing Yards / Play	4.53 (19)	4.14 (9)
Passing Yards / Game	277.4 (29)	231.6 (12)
Passing Yards / Play	7.05 (20)	6.77 (17)
Interception Rate	2.38% (12)	1.83% (24)
Sacks / Pass Attempt	3.02% (32)	6.40% (17)
First Downs / Game	24.4 (30)	20.7 (9)
Punt Return Avg	8.6 (16)	11.8 (28)
Kickoff Return Avg	22.2 (17)	20.4 (6)
3rd Down Pct	51.87% (32)	38.10% (8)
4th Down Pct	57.69% (17)	59.09% (20)
Red Zone Pct	69.23% (30)	54.72% (5)
Goal to Go%	82.86% (26t)	72.41% (15t)
Points / Game	27.4 (24)	23.1 (13t)
Point Differential / Game	3.3 (12)	0.1 (15)
Yard Differential / Game	-1.8 (16)	-13.6 (20)

## BEARS HEAD COACH MATT NAGY

### MATT NAGY AT A GLANCE

- Regular season record: **28-20**
- Postseason record: **0-2**
- Overall record: **28-22**
- vs. Titans: **0-1**
- on the road vs. Titans: **0-1**
- at home vs. Titans: **0-0**
- vs. Mike Vrabel: **0-1**
- Year as Bears head coach: **4**
- Year as NFL head coach: **4**



#### Matt Nagy's Assistant Coaching Staff:

Bill Lazor	Offensive Coordinator
Sean Desai	Defensive Coordinator
Chris Tabor	Special Team Coordinator
Mike Adams	Assistant Defensive Backs
Clancy Barone	Tight Ends
Henry Burris	Offensive Quality Control
Juan Castillo	Offensive Line
John DeFilippo	Pass Game Coordinator/Quarterbacks
Mike Furrey	Wide Receivers
Brian Ginn	Assistant Special Teams
Tom Herman	Offensive Analyst/Special Projects
Anthony Hibbert	Assistant Strength & Conditioning
Chris Jackson	Assistant Wide Receivers
Casey Kramer	Assistant Strength & Conditioning
Jason Loscalzo	Head Strength & Conditioning
Bill McGovern	Inside Linebackers
Mike Pettine	Senior Defensive Assistant
Michael Pitre	Running Backs
Donovan Raiola	Assistant Offensive Line
Chris Rumph	Defensive Line
Bill Shuey	Outside Linebackers
Mike Snyder	Offensive Quality Control/Asst. Quarterbacks
Shane Toub	Defensive Quality Control
Deshea Townsend	Secondary
Ronell Williams	Defensive Quality Control

Matt Nagy was named the 16th head coach of the Chicago Bears on Jan. 8, 2018.

Nagy, the 2018 Associated Press and PFWA Coach of the Year, has won one division championship and lead the Bears to two playoff appearances.

The Bears finished the 2020 pandemic-stricken season 8-8 and clinched their second playoff berth in three seasons, falling to the No. 2-seed New Orleans Saints in the Wild Card round. The Bears started the season 5-1, their best start to a season since 2012.

Nagy and the Bears finished the 2019 season 8-8 in a year that saw **Allen Robinson II** become the first 1,000-yard receiver for the Bears since 2014.

Nagy orchestrated a remarkable turnaround for the Bears in his first year in 2018, taking a 5-11 team in 2017 and transforming them into NFC North champions, capturing AP and PFWA Coach of the Year honors for his efforts.

The Bears, who won nine of their last 10 that season, finished the regular season 12-4, the most wins since the 2006 NFC Championship season (13-3), and the most by a Bears head coach in their inaugural season in franchise history.

In 2017, Nagy completed his fifth and final season in Kansas City and his first as offensive coordinator. He was promoted to offensive coordinator following the 2016 season after serving as co-offensive coordinator with **Brad Childress**. Prior to that, Nagy spent three seasons as the Chiefs quarterbacks coach. Overall, Nagy helped the Chiefs to the postseason four times in his five seasons with the club.

Before joining the Chiefs coaching staff, Nagy spent three years on the offensive staff of the Philadelphia Eagles, serving two seasons as the franchise's offensive quality control coach (2011-12). He was promoted to that role after he served as a coaching assistant during the 2010 campaign.

His initial experience with the Eagles came in 2008 and 2009 when he served as a coaching intern during Eagles training camp.

A former quarterback for the Arena Football League, Nagy played six seasons for the New York Dragons (2002), Carolina Cobras (2004), Georgia Force (2005-06) and Columbus Destroyers (2007-08). During his career, Nagy completed 65.5 percent of his passes for 18,866 yards, 374 touchdowns.

Nagy played collegiately at Delaware, setting more than 20 career passing records at the time, including career marks for passing yards (8,214) and touchdowns (58).

After graduating from Delaware, Nagy gained coaching experience at several local high schools, as he served as an assistant coach at Manheim Central (2001), the quarterbacks coach at Cedar Crest (2002-03) and the offensive coordinator at Palmyra Area High School (2008-09).



## TITANS-BEARS CONNECTIONS

### FORMER BEARS

- Titans quarterback **Matt Barkley** spent the 2016 season with the Bears. He appeared in seven games with six starts and completed 129 of 216 passes for 1,611 yards and eight touchdowns.

### FORMER TITANS

- Bears assistant wide receivers coach **Chris Jackson** played wide receiver for the Titans in 2000.
- Bears secondary coach **Deshea Townsend** served as the Titans secondary coach from 2016 to 2017.
- Bears defensive lineman **Angelo Blackson** was drafted by the Tennessee Titans in the fourth round (100th overall) of the 2015 NFL Draft. Blackson appeared in 29 games with one start and tallied 24 tackles, 2.5 sacks and one forced fumble in his two seasons with the Titans (2015-16).
- Bears kicker **Cairo Santos** appeared in five games for the Titans in 2019, tying a then-career-high 53-yard field goal in Week 2 at Cleveland.

### BEARS WITH NASHVILLE/TENNESSEE AREA CONNECTIONS

- Bears offensive lineman **Lachavious Simmons** attended Tennessee State from 2015-19. In his redshirt senior season, Simmons started all 12 games with seven starts at left guard and five at left tackle.
- Bears offensive lineman **Alex Bars** attended Montgomery Bell High School in Nashville, Tenn.
- Bears defensive line coach **Chris Rumph** was the outside linebackers coach for the University of Memphis. He helped the Tigers to three consecutive bowl games and won 24 games during his three seasons on staff (2003-05).

### TITANS WITH CHICAGO AREA/ILLINOIS CONNECTIONS

- Titans running back **Brian Hill** (Belleville), defensive tackle **Naquan Jones** (Evanston), linebacker **Justin March-Lillard** (Danville) and linebacker **B.J. Bello** (IR) (New Lenox) all have hometowns in Illinois.
- Titans tackle **Christian DiLaurio** attended Illinois, where he started in 31 straight games on the offensive line (2014-2017).
- Titans assistant offensive line coach **Mike Sullivan** is a native of Chicago. A graduate of St. Francis de Sales High School, he was inducted into the Chicago Catholic League Hall of Fame in April 2020.
- Titans safety **Matthias Farley** graduated from Notre Dame, where he appeared in 52 games with 26 starts and tallied eight interceptions from 2012 to 2015.
- Titans safeties coach **Scott Booker** was on the Notre Dame staff from 2010 to 2016.
- Titans strength and conditioning coach **Frank Piraino** was on the Notre Dame staff in 2004.

### COACHING CONNECTIONS

- Titans head coach **Mike Vrabel** played alongside Bears secondary coach **Deshea Townsend** while with the Pittsburgh Steelers (1998-2000).
- Titans senior defensive assistant **Jim Schwartz** was the defensive coordinator for the Eagles with Bears quarterbacks coach **John DeFilippo** who served in the same role with the team. They both helped coach the Eagles to win Super Bowl LII.
- Titans defensive line coach **Terrell Williams** served in the same role for the Miami Dolphins while Bears offensive coordinator **Bill Lazor** served in the same role (2015-16).
- Titans head coach **Mike Vrabel** coached with Bears offensive analyst/special projects coach **Tom Herman** at Ohio State (2012-13).
- Titans special teams coordinator **Craig Aukerman** served as a defensive assistant for the Denver Broncos while Bears tight ends coach **Clancy Barone** served as the offensive line coach during the 2010-11 season.
- Titans secondary coach **Anthony Midget** served in the same role for the Houston Texans with Bears defensive line coach **Chris Rumph** who was the Texans outside linebacker coach (2019).
- Titans offensive coordinator **Todd Downing** was the tight ends coach for the Minnesota Vikings while Bears tight ends coach **Clancy Barone** served as the co-offensive line coach and quarterbacks coach **John DeFilippo** served as the offensive coordinator during the 2018 season.

### COACH-PLAYER CONNECTIONS

- Titans senior defensive assistant **Jim Schwartz** was the defensive coordinator for the Eagles while Bears quarterback **Nick Foles** and offensive lineman **Jason Peters** were on the roster (2017-18). They both won the 2018 Super Bowl while with the team.

- Titans tight end **Anthony Firkser** was on the Kansas City Chiefs practice squad while Bears head coach **Matt Nagy** was the offensive coordinator during the 2017-18 season.
- Titans offensive coordinator **Todd Downing** served as the quarterbacks coach (2016) and offensive coordinator (2017) for the Oakland Raiders and wide receivers coach **Rob Moore** served in the same role while Bears outside linebacker **Khalil Mack** was on the roster (2016-17).
- Titans quarterback **Ryan Tannehill** played for the Miami Dolphins while Bears offensive coordinator **Bill Lazor** served in the same role from 2014-15.
- Titans defensive line coach **Terrell Williams** coached the defensive line for the Miami Dolphins while Bears running back **Damien Williams** and defensive back **Jordan Lucas** were on the roster (2015-17).
- Titans tackle **Ty Sambrailo** was on the roster for the Denver Broncos while Bears tight ends coach **Clancy Barone** served as the offensive line coach (2016).
- Titans running back **Jeremy McNichols** and tight end **Geoff Swaim** were both on the Jacksonville Jaguars roster while Bears quarterbacks coach **John DeFilippo** was the offensive coordinator (2019-20).
- Titans strength and conditioning assistant **Mondray Gee** served in the same role for the Seattle Seahawks while Bears tight end **Jimmy Graham** was on the roster (2015-17).
- Titans offensive line coach **Keith Carter** was an assistant offensive line coach and running backs coach for the Atlanta Falcons while Bears wide defensive back **Desmond Trufant** played for the Falcons (2015-17).
- Titans special teams coordinator **Craig Aukerman** served in the same role for the San Diego Chargers while Bears linebacker **Jeremiah Attaochu** was on the roster (2014-16).

### NOTABLE PRO TEAMMATES

- Titans outside linebacker **Ola Adeniyi** and outside linebacker **Bud Dupree** with Bears defensive back **Artie Burns** and tight end **Jesse James** at Pittsburgh...Titans defensive lineman **Denico Autry** with Bears linebacker **Khalil Mack** at Oakland...Titans quarterback **Matt Barkley** with Bears quarterback **Nick Foles** at Philadelphia...Titans cornerback **Breon Borders** with Bears quarterback **Nick Foles**, defensive back **Tashaun Gipson Sr.** and linebacker **Austin Calitro** at Jacksonville...Titans wide receiver **Fred Brown** with linebacker **Jeremiah Attaochu** and linebacker **Austin Calitro** at Denver...Titans safety **Matthias Farley**, tackle **Brent Vaile** (IR), linebacker **B.J. Bello** (IR) and kicker **Sam Ficken** with Bears defensive back **Marqui Christian** and linebacker **Alec Ogletree** at New York Jets...Titans wide receiver **Josh Reynolds**, guard **Rodger Saffold III** and kicker **Sam Ficken** with Bears kicker **Cairo Santos**, linebacker **Robert Quinn** and linebacker **Alec Ogletree** at Los Angeles Rams...Titans cornerback **Jackrabbit Jenkins** and guard **Rodger Saffold III** with linebacker **Alec Ogletree** and linebacker **Robert Quinn** at St. Louis Rams...Titans wide receiver **Julio Jones** and running back **Brian Hill** with Bears defensive back **Desmond Trufant** at Atlanta...Titans cornerback **Jackrabbit Jenkins** with Bears linebacker **Alec Ogletree** and defensive lineman **Mario Edwards Jr.** at New York Giants...Titans wide receiver **Marcus Johnson** with Bears quarterback **Nick Foles** at Philadelphia...Titans guard **Jordan Roos** with Bears tight end **Jimmy Graham** at Seattle...Titans linebacker **Nick Dzubnar** with Bears linebacker **Jeremiah Attaochu** at San Diego Chargers and Los Angeles Chargers...Titans tackle **Ty Sambrailo** and tight end **Luke Stocker** with Bears defensive back **Desmond Trufant** at Atlanta...Titans tackle **Ty Sambrailo** with Bears **Danny Trevathan** at Denver...Titans outside linebacker **John Simon** with wide receiver **Damiere Byrd** at New England...Titans tight end **Geoff Swaim** with Bears quarterback **Nick Foles** and linebacker **Austin Calitro** at Jacksonville...Titans quarterback **Ryan Tannehill** with Bears running back **Damien Williams** and defensive back **Jordan Lucas** at Miami.

### NOTABLE COLLEGE TEAMMATES

- Titans running back **Derrick Henry** and linebacker **Rashaan Evans** with Bears free safety **Eddie Jackson** at Alabama...Titans offensive lineman **Chandon Herring** with Bears defensive lineman **Khyiris Tonga** at Brigham Young...Titans center **Ben Jones** with Bears linebacker **Alec Ogletree** at Georgia...Titans linebacker **Monty Rice** and defensive back **Maurice Smith** (IR) with Bears wide receiver **Riley Ridley**, linebacker **Roquan Smith** and wide receiver **Javon Wims** at Georgia...Titans tight end **Anthony Firkser** with Bears offensive lineman **Adam Redmond** at Harvard...Titans guard **Cole Banwart** and defensive back **Amani Hooker** with Bears offensive lineman **James Daniels** at Iowa...Titans



## TITANS-BEARS CONNECTIONS

fullback **Tory Carter**, cornerback **Kristian Fulton**, and wide receiver **Racey McMath** with Bears offensive lineman **Badara Traore** at Louisiana State...Titans cornerback **Kevin Peterson** (IR) with Bears wide receiver **Chris Lacy** at Oklahoma State...Titans safety **Brady Breeze** with Bears defensive back **Thomas Graham Jr.** at Oregon...Titans defensive tackle **Kyle Peko** with Bears running back **Ryan Nall** at Oregon State...Titans kicker **Sam Ficken** with Bears wide receiver **Allen Robinson II** and tight end **Jesse James** at Penn State...Titans wide receiver **Marcus Johnson** with Bears wide receiver **Marquise Goodwin** at Texas...Titans quarterback **Logan Woodside** and linebacker **Ola Adeniyi** with Bears wide receiver **Jon'Vea Johnson** at Toledo...Titans cornerback **Caleb Farley** and with Bears kicker **Brian Johnson** at Virginia Tech.

## CAREER GAME-BY-GAME STATS VS. THE BEARS: TITANS OFFENSE

### QUARTERBACKS

#### Matt Barkley

Date	Opp	W-L	G/S	Att	Cmp	Pct	Yds	Yd/A	TD	TD%	Int	Int%	Lg	Sk	Lst	Rate
None																
<b>Totals</b>		<b>0-0</b>	<b>0/0</b>	<b>0</b>	<b>0</b>	<b>-</b>	<b>0</b>	<b>-</b>	<b>0</b>	<b>-</b>	<b>0</b>	<b>-</b>	<b>-</b>	<b>0</b>	<b>0</b>	<b>-</b>

#### Ryan Tannehill (Passing)

Date	Opp	W-L	G/S	Att	Cmp	Pct	Yds	Yd/A	TD	TD%	Int	Int%	Lg	Sk	Lst	Rate
10/19/14	@ Chi	W	QB	32	25	78.1	277	8.7	2	6.3	0	0.0	26	4	21	123.6
11/8/20	Chi	W	QB	21	10	47.6	158	7.5	2	9.5	0	0.0	40t	3	22	104.9
<b>Totals</b>		<b>2-0</b>	<b>2/2</b>	<b>53</b>	<b>35</b>	<b>66.0</b>	<b>435</b>	<b>8.2</b>	<b>4</b>	<b>7.5</b>	<b>0</b>	<b>0.0</b>	<b>40t</b>	<b>7</b>	<b>43</b>	<b>116.5</b>

#### Ryan Tannehill (Rushing)

Date	Opp	W-L	G/S	Att	Yds	Avg	Lg	TD
10/19/14	@ Chi	W	QB	6	48	8.0	30	0
11/8/20	Chi	W	QB	3	3	1.0	5	0
<b>Totals</b>		<b>2-0</b>	<b>2/2</b>	<b>9</b>	<b>51</b>	<b>5.7</b>	<b>30</b>	<b>0</b>

#### Logan Woodside

Date	Opp	W-L	G/S	Att	Cmp	Pct	Yds	Yd/A	TD	TD%	Int	Int%	Lg	Sk	Lst	Rate
None																
<b>Totals</b>		<b>0-0</b>	<b>0/0</b>	<b>0</b>	<b>0</b>	<b>-</b>	<b>0</b>	<b>-</b>	<b>0</b>	<b>-</b>	<b>0</b>	<b>-</b>	<b>-</b>	<b>0</b>	<b>0</b>	<b>-</b>

### RUNNING BACKS

#### Khari Blasingame (FB)

Date	Opp	W-L	G/S	Att	Rushing				Receiving				
					Yds	Avg	Lg	TD	Rec	Yds	Avg	Lg	TD
11/8/20	Chi	W	FB	0	0	-	-	0	0	0	-	-	0
<b>Totals</b>		<b>1-0</b>	<b>1/1</b>	<b>0</b>	<b>0</b>	<b>-</b>	<b>-</b>	<b>0</b>	<b>0</b>	<b>0</b>	<b>-</b>	<b>-</b>	<b>0</b>

#### Darrynton Evans

Date	Opp	W-L	G/S	Att	Rushing				Receiving							
					Yds	Avg	Lg	TD	Rec	Yds	Avg	Lg	TD			
None																
<b>Totals</b>		<b>0-0</b>	<b>0/0</b>	<b>0</b>	<b>0</b>	<b>-</b>	<b>-</b>	<b>0</b>	<b>0</b>	<b>0</b>	<b>-</b>	<b>-</b>	<b>0</b>			

#### Derrick Henry

Date	Opp	W-L	G/S	Att	Rushing				Receiving				
					Yds	Avg	Lg	TD	Rec	Yds	Avg	Lg	TD
11/27/16	@ Chi	W		8	60	7.5	17	1	0	0	-	-	0
11/8/20	Chi	W	RB	21	68	3.2	26	0	0	0	-	-	0
<b>Totals</b>		<b>2/0</b>	<b>2/1</b>	<b>29</b>	<b>128</b>	<b>4.4</b>	<b>26</b>	<b>1</b>	<b>0</b>	<b>0</b>	<b>-</b>	<b>-</b>	<b>0</b>

#### Brian Hill

Date	Opp	W-L	G/S	Att	Rushing				Receiving				
					Yds	Avg	Lg	TD	Rec	Yds	Avg	Lg	TD
12/10/17	Chi	L		2	8	4.0	4	0	1	2	2.0	2	0
9/27/20	Chi	L		9	58	6.4	35t	1	1	22	22.0	22	0
<b>Totals</b>		<b>0-2</b>	<b>2/0</b>	<b>11</b>	<b>66</b>	<b>6.0</b>	<b>35t</b>	<b>1</b>	<b>2</b>	<b>24</b>	<b>12.0</b>	<b>22</b>	<b>0</b>

#### Jeremy McNichols

Date	Opp	W-L	G/S	Att	Rushing				Receiving				
					Yds	Avg	Lg	TD	Rec	Yds	Avg	Lg	TD
11/8/20	Chi	W		2	10	5.0	5	0	0	0	-	-	0
<b>Totals</b>		<b>1-0</b>	<b>1/0</b>	<b>2</b>	<b>10</b>	<b>5.0</b>	<b>5</b>	<b>0</b>	<b>0</b>	<b>0</b>	<b>-</b>	<b>-</b>	<b>0</b>

## CAREER GAME-BY-GAME STATS VS. THE BEARS: TITANS OFFENSE

### WIDE RECEIVERS

#### Cameron Batson

Date	Opp	W-L	G/S	Rec	Yds	Avg	Lg	TD
11/8/20	Chi	W		1	6	6.0	6	0
<b>Totals</b>		<b>1-0</b>	<b>1/0</b>	<b>1</b>	<b>6</b>	<b>6.0</b>	<b>6</b>	<b>0</b>

#### A.J. Brown

Date	Opp	W-L	G/S	Rec	Yds	Avg	Lg	TD
11/8/20	Chi	W	WR	4	101	25.3	40t	1
<b>Totals</b>		<b>1-0</b>	<b>1/1</b>	<b>4</b>	<b>101</b>	<b>25.3</b>	<b>40t</b>	<b>1</b>

#### Fred Brown

Date	Opp	W-L	G/S	Rec	Yds	Avg	Lg	TD
None								
<b>Totals</b>		<b>0-0</b>	<b>0/0</b>	<b>0</b>	<b>0</b>	<b>-</b>	<b>-</b>	<b>0</b>

#### Marcus Johnson

Date	Opp	W-L	G/S	Rec	Yds	Avg	Lg	TD
10/4/20	@ Chi	W		1	27	27.0	27	0
<b>Totals</b>		<b>1-0</b>	<b>1/0</b>	<b>1</b>	<b>27</b>	<b>27.0</b>	<b>27</b>	<b>0</b>

#### Julio Jones

Date	Opp	W-L	G/S	Rec	Yds	Avg	Lg	TD
9/11/11	@ Chi	L	WR	5	71	14.2	32	0
10/12/14	Chi	L	WR	4	68	17.0	29	0
9/10/17	@ Chi	W	WR	4	66	16.5	25	0
<b>Totals</b>		<b>1-2</b>	<b>3/3</b>	<b>13</b>	<b>205</b>	<b>15.8</b>	<b>32</b>	<b>0</b>

#### Mason Kinsey

Date	Opp	W-L	G/S	Rec	Yds	Avg	Lg	TD
None								
<b>Totals</b>		<b>0-0</b>	<b>0/0</b>	<b>0</b>	<b>0</b>	<b>-</b>	<b>-</b>	<b>0</b>

#### Josh Reynolds

Date	Opp	W-L	G/S	Rec	Yds	Avg	Lg	TD
12/9/18	@ Chi	L	WR	3	36	12.0	16	0
11/17/19	Chi	W	WR	3	55	18.3	26	0
10/26/20	Chi	W		4	52	13	21	1
<b>Totals</b>		<b>2-1</b>	<b>3/2</b>	<b>10</b>	<b>143</b>	<b>14.3</b>	<b>26</b>	<b>1</b>

#### Chester Rogers

Date	Opp	W-L	G/S	Rec	Yds	Avg	Lg	TD
10/9/16	Chi	W		3	24	8.0	19	0
<b>Totals</b>		<b>1-0</b>	<b>1/0</b>	<b>3</b>	<b>24</b>	<b>8.0</b>	<b>19</b>	<b>0</b>

#### Nick Westbrook-Ikhine

Date	Opp	W-L	G/S	Rec	Yds	Avg	Lg	TD
11/8/20	Chi	W		0	0	-	-	0
<b>Totals</b>		<b>1-0</b>	<b>1/0</b>	<b>0</b>	<b>0</b>	<b>-</b>	<b>-</b>	<b>0</b>

### TIGHT ENDS

#### Anthony Firkser

Date	Opp	W-L	G/S	Rec	Yds	Avg	Lg	TD
11/8/20	Chi	W		3	19	6.3	12	0
<b>Totals</b>		<b>1-0</b>	<b>1/0</b>	<b>3</b>	<b>19</b>	<b>6.3</b>	<b>12</b>	<b>0</b>

#### Tommy Hudson

Date	Opp	W-L	G/S	Rec	Yds	Avg	Lg	TD
None								
<b>Totals</b>		<b>0-0</b>	<b>0/0</b>	<b>0</b>	<b>0</b>	<b>-</b>	<b>-</b>	<b>0</b>

#### Jared Pinkney

Date	Opp	W-L	G/S	Rec	Yds	Avg	Lg	TD
None								
<b>Totals</b>		<b>0-0</b>	<b>0/0</b>	<b>0</b>	<b>0</b>	<b>-</b>	<b>-</b>	<b>0</b>

#### Luke Stocker

Date	Opp	W-L	G/S	Rec	Yds	Avg	Lg	TD
10/23/11	Chi	L		2	14	7.0	10	0
11/23/14	@ Chi	L		1	6	6.0	6	0
12/27/15	Chi	L	TE	1	7	7.0	7	0
11/13/16	Chi	W		1	11	11.0	11	0
9/17/17	Chi	W	TE	0	0	-	-	0
9/27/20	Chi	L	TE	1	6	6.0	6	0
<b>Totals</b>		<b>2-4</b>	<b>6/3</b>	<b>6</b>	<b>44</b>	<b>7.3</b>	<b>11</b>	<b>0</b>

#### Geoff Swaim

Date	Opp	W-L	G/S	Rec	Yds	Avg	Lg	TD
11/8/20	Chi	W	TE	0	0	-	-	0
<b>Totals</b>		<b>1-0</b>	<b>1/1</b>	<b>0</b>	<b>0</b>	<b>-</b>	<b>-</b>	<b>0</b>

## CAREER GAME-BY-GAME STATS VS. THE BEARS: TITANS SPECIALISTS

### KICKERS

#### Sam Ficken

Date	Opp	W-L	FGM	FGA	Pct	XPM	XPA	1-19	20-29	30-39	40-49	50+	Lg	KO	TB
None															
<b>Totals</b>		<b>0-0</b>	<b>0</b>	<b>0</b>	<b>-</b>	<b>0</b>	<b>0</b>	<b>0-0</b>	<b>0-0</b>	<b>0-0</b>	<b>0-0</b>	<b>0-0</b>	<b>-</b>	<b>0</b>	<b>0</b>

### PUNTERS

#### Brett Kern

Date	Opp	W-L	Num	Blk	Yds	Avg	Lg	TB	In20	NetAvg
11/4/12	Chi	L	6	1	299	49.8	59	1	1	30.0
11/27/16	@ Chi	W	4	0	177	44.3	47	0	2	43.3
<b>Totals</b>		<b>1-1</b>	<b>10</b>	<b>1</b>	<b>476</b>	<b>47.6</b>	<b>59</b>	<b>1</b>	<b>3</b>	<b>34.8</b>



## CAREER GAME-BY-GAME STATS VS. THE BEARS: TITANS SPECIALISTS

### RETURNERS

#### Cameron Batson

Date	Opp	W-L	PR	FC	Yds	Avg	Lg	TD	KR	Yds	Avg	Lg	TD
11/8/20	Chi	W	0	0	0	-	-	0	1	23	23.0	23	0
<b>Totals</b>		<b>1-0</b>	<b>0</b>	<b>0</b>	<b>0</b>	<b>-</b>	<b>-</b>	<b>0</b>	<b>1</b>	<b>23</b>	<b>23.0</b>	<b>23</b>	<b>0</b>

#### Darrynton Evans

Date	Opp	W-L	PR	FC	Yds	Avg	Lg	TD	KR	Yds	Avg	Lg	TD
None													
<b>Totals</b>		<b>0-0</b>	<b>0</b>	<b>0</b>	<b>0</b>	<b>-</b>	<b>-</b>	<b>0</b>	<b>0</b>	<b>0</b>	<b>-</b>	<b>-</b>	<b>0</b>

#### Mason Kinsey

Date	Opp	W-L	PR	FC	Yds	Avg	Lg	TD	KR	Yds	Avg	Lg	TD
None													
<b>Totals</b>		<b>0-0</b>	<b>0</b>	<b>0</b>	<b>0</b>	<b>-</b>	<b>-</b>	<b>0</b>	<b>0</b>	<b>0</b>	<b>-</b>	<b>-</b>	<b>0</b>

#### Chester Rogers

Date	Opp	W-L	PR	FC	Yds	Avg	Lg	TD	KR	Yds	Avg	Lg	TD
10/9/16	Chi	W	0	0	0	-	-	0	0	0	-	-	0
<b>Totals</b>		<b>1-0</b>	<b>0</b>	<b>0</b>	<b>0</b>	<b>-</b>	<b>-</b>	<b>0</b>	<b>0</b>	<b>0</b>	<b>-</b>	<b>-</b>	<b>0</b>

## CAREER GAME-BY-GAME STATS VS. THE BEARS: TITANS DEFENSE

#### Ola Adeniyi (OLB)

Date	Opp	W-L	G/S	Tackle	Sack	Int	FF	FR
None								
<b>Totals</b>		<b>0-0</b>	<b>0/0</b>	<b>0</b>	<b>0.0</b>	<b>0</b>	<b>0</b>	<b>0</b>

#### Denico Autry (DL)

Date	Opp	W-L	G/S	Tackle	Sack	Int	FF	FR
10/4/15	@ Chi	L		1	0.0	0	0	0
10/4/20	@ Chi	W	DE	0	0.0	0	0	0
<b>Totals</b>		<b>1-1</b>	<b>2/1</b>	<b>1</b>	<b>0.0</b>	<b>0</b>	<b>0</b>	<b>0</b>

#### Briean Boddy-Calhoun (CB)

Date	Opp	W-L	G/S	Tackle	Sack	Int	FF	FR
None								
<b>Totals</b>		<b>0-0</b>	<b>0/0</b>	<b>0</b>	<b>0.0</b>	<b>0</b>	<b>0</b>	<b>0</b>

#### Breon Borders (CB)

Date	Opp	W-L	G/S	Tackle	Sack	Int	FF	FR
11/8/20	Chi	W	CB	9	0.0	0	0	0
<b>Totals</b>		<b>1-0</b>	<b>1/1</b>	<b>9</b>	<b>0.0</b>	<b>0</b>	<b>0</b>	<b>0</b>

#### Jayon Brown (LB)

Date	Opp	W-L	G/S	Tackle	Sack	Int	FF	FR
11/8/20	Chi	W	LB	11	1.0	0	1	0
<b>Totals</b>		<b>1-0</b>	<b>1/1</b>	<b>11</b>	<b>1.0</b>	<b>0</b>	<b>1</b>	<b>0</b>

#### Kevin Byard (S)

Date	Opp	W-L	G/S	Tackle	Sack	Int	FF	FR
11/27/16	@ Chi	W	FS	7	0.0	0	0	0
11/8/20	Chi	W	FS	7	0.0	0	0	0
<b>Totals</b>		<b>2-0</b>	<b>2/2</b>	<b>14</b>	<b>0.0</b>	<b>0</b>	<b>0</b>	<b>0</b>

#### Jamal Carter (S)

Date	Opp	W-L	G/S	Tackle	Sack	Int	FF	FR
None								
<b>Totals</b>		<b>0-0</b>	<b>0/0</b>	<b>0</b>	<b>0.0</b>	<b>0</b>	<b>0</b>	<b>0</b>

#### Dane Cruikshank (DB)

Date	Opp	W-L	G/S	Tackle	Sack	Int	FF	FR
11/8/20	Chi	W		0	0.0	0	0	0
<b>Totals</b>		<b>1-0</b>	<b>1/0</b>	<b>0</b>	<b>0.0</b>	<b>0</b>	<b>0</b>	<b>0</b>

#### Bud Dupree (OLB)

Date	Opp	W-L	G/S	Tackle	Sack	Int	FF	FR
9/24/17	@ Chi	L	OLB	4	0.0	0	0	0
<b>Totals</b>		<b>0-1</b>	<b>1/1</b>	<b>4</b>	<b>0.0</b>	<b>0</b>	<b>0</b>	<b>0</b>

#### Nick Dzubnar (LB)

Date	Opp	W-L	G/S	Tackle	Sack	Int	FF	FR
11/9/15	Chi	L		0	0.0	0	0	0
10/27/19	@ Chi	W		0	0.0	0	0	0
11/8/20	Chi	W		0	0.0	0	0	0
<b>Totals</b>		<b>2-1</b>	<b>3/0</b>	<b>0</b>	<b>0.0</b>	<b>0</b>	<b>0</b>	<b>0</b>

#### Rashaan Evans (LB)

Date	Opp	W-L	G/S	Tackle	Sack	Int	FF	FR
11/8/20	Chi	W	LB	4	0.5	0	0	0
<b>Totals</b>		<b>1-0</b>	<b>1/1</b>	<b>4</b>	<b>0.5</b>	<b>0</b>	<b>0</b>	<b>0</b>

#### Matthias Farley (S)

Date	Opp	W-L	G/S	Tackle	Sack	Int	FF	FR
10/9/16	Chi	W		0	0.0	0	0	0
<b>Totals</b>		<b>1-0</b>	<b>1/0</b>	<b>0</b>	<b>0.0</b>	<b>0</b>	<b>0</b>	<b>0</b>

#### Kristian Fulton (CB)

Date	Opp	W-L	G/S	Tackle	Sack	Int	FF	FR
None								
<b>Totals</b>		<b>0-0</b>	<b>0/0</b>	<b>0</b>	<b>0.0</b>	<b>0</b>	<b>0</b>	<b>0</b>

#### Clayton Geathers (S)

Date	Opp	W-L	G/S	Tackle	Sack	Int	FF	FR
10/9/16	Chi	W	FS	9	0.0	0	0	0
<b>Totals</b>		<b>1-0</b>	<b>1/1</b>	<b>9</b>	<b>0.0</b>	<b>0</b>	<b>0</b>	<b>0</b>

#### Woodrow Hamilton IV (DT)

Date	Opp	W-L	G/S	Tackle	Sack	Int	FF	FR
None								
<b>Totals</b>		<b>0-0</b>	<b>0/0</b>	<b>0</b>	<b>0.0</b>	<b>0</b>	<b>0</b>	<b>0</b>

#### Amani Hooker (DB)

Date	Opp	W-L	G/S	Tackle	Sack	Int	FF	FR
11/8/20	Chi	W		7	0.0	0	0	0
<b>Totals</b>		<b>1-0</b>	<b>1/0</b>	<b>7</b>	<b>0.0</b>	<b>0</b>	<b>0</b>	<b>0</b>

## CAREER GAME-BY-GAME STATS VS. THE BEARS: TITANS DEFENSE

### Chris Jackson (DB)

Date	Opp	W-L	G/S	Tackle	Sack	Int	FF	FR
11/8/20	Chi	W		0	0.0	0	0	0
<b>Totals</b>		<b>1-0</b>	<b>1/0</b>	<b>0</b>	<b>0.0</b>	<b>0</b>	<b>0</b>	<b>0</b>

### Jackrabbit Jenkins (CB)

Date	Opp	W-L	G/S	Tackle	Sack	Int	FF	FR
9/23/12	@ Chi	L	CB	6	0.0	0	0	0
11/24/13	Chi	W	CB	6	0.0	0	0	0
11/15/15	Chi	L	CB	3	0.0	0	0	0
11/20/16	Chi	W	CB	2	0.0	0	0	0
12/2/18	Chi	W	CB	2	0.0	0	0	0
11/24/19	@ Chi	L	CB	5	0.0	0	0	0
11/1/20	@ Chi	W	CB	4	0.0	0	0	0
<b>Totals</b>		<b>4-3</b>	<b>7/7</b>	<b>28</b>	<b>0.0</b>	<b>0</b>	<b>0</b>	<b>0</b>

### Playoffs

1/10/21	Chi	W	CB	5	0.0	0	0	0
<b>Playoff Totals</b>		<b>1-0</b>	<b>1/1</b>	<b>5</b>	<b>0.0</b>	<b>0</b>	<b>0</b>	<b>0</b>

### Jan Johnson (LB)

Date	Opp	W-L	G/S	Tackle	Sack	Int	FF	FR
None								
<b>Totals</b>		<b>0-0</b>	<b>0/0</b>	<b>0</b>	<b>0.0</b>	<b>0</b>	<b>0</b>	<b>0</b>

### Chris Jones (CB)

Date	Opp	W-L	G/S	Tackle	Sack	Int	FF	FR
11/16/20	@ Chi	W	CB	3	0.0	0	0	0
12/20/20	Chi	L		3	0.0	0	0	0
<b>Totals</b>		<b>1-1</b>	<b>2/1</b>	<b>6</b>	<b>0.0</b>	<b>0</b>	<b>0</b>	<b>0</b>

### Harold Landry III (OLB)

Date	Opp	W-L	G/S	Tackle	Sack	Int	FF	FR
11/8/20	Chi	W	OLB	4	1.0	0	0	0
<b>Totals</b>		<b>1-0</b>	<b>1/1</b>	<b>4</b>	<b>1.0</b>	<b>0</b>	<b>0</b>	<b>0</b>

### David Long Jr. (LB)

Date	Opp	W-L	G/S	Tackle	Sack	Int	FF	FR
11/8/20	Chi	W		0	0.0	0	0	0
<b>Totals</b>		<b>1-0</b>	<b>1/0</b>	<b>0</b>	<b>0.0</b>	<b>0</b>	<b>0</b>	<b>0</b>

### Justin March-Lillard (LB)

Date	Opp	W-L	G/S	Tackle	Sack	Int	FF	FR
12/5/19	@ Chi	L		0	0.0	0	0	0
<b>Totals</b>		<b>0-1</b>	<b>1/0</b>	<b>0</b>	<b>0.0</b>	<b>0</b>	<b>0</b>	<b>0</b>

### Bradley McDougald (S)

Date	Opp	W-L	G/S	Tackle	Sack	Int	FF	FR
11/23/14	@ Chi	L		4	0.0	0	0	0
12/27/15	Chi	L	FS	12	0.0	0	0	0
11/13/16	Chi	W	S	3	0.0	0	0	0
9/17/18	@ Chi	L	SS	8	0.0	0	0	0
<b>Totals</b>		<b>1-3</b>	<b>4/3</b>	<b>27</b>	<b>0.0</b>	<b>0</b>	<b>0</b>	<b>0</b>

### Larrell Murchison (DL)

Date	Opp	W-L	G/S	Tackle	Sack	Int	FF	FR
11/8/20	Chi	W		0	0.0	0	0	0
<b>Totals</b>		<b>1-0</b>	<b>1/0</b>	<b>0</b>	<b>0.0</b>	<b>0</b>	<b>0</b>	<b>0</b>

### Kyle Peko (DT)

Date	Opp	W-L	G/S	Tackle	Sack	Int	FF	FR
None								
<b>Totals</b>		<b>0-0</b>	<b>0/0</b>	<b>0</b>	<b>0.0</b>	<b>0</b>	<b>0</b>	<b>0</b>

### Wyatt Ray (OLB)

Date	Opp	W-L	G/S	Tackle	Sack	Int	FF	FR
11/8/20	Chi	W		0	0.0	0	0	0
<b>Totals</b>		<b>1-0</b>	<b>1/0</b>	<b>0</b>	<b>0.0</b>	<b>0</b>	<b>0</b>	<b>0</b>

### Derick Roberson (OLB)

Date	Opp	W-L	G/S	Tackle	Sack	Int	FF	FR
11/8/20	Chi	W		3	0.0	0	0	0
<b>Totals</b>		<b>1-0</b>	<b>1/0</b>	<b>3</b>	<b>0.0</b>	<b>0</b>	<b>0</b>	<b>0</b>

### Anthony Rush (DT)

Date	Opp	W-L	G/S	Tackle	Sack	Int	FF	FR
11/3/19	Chi	W		2	0.0	0	0	0
<b>Totals</b>		<b>1-0</b>	<b>1/0</b>	<b>2</b>	<b>0.0</b>	<b>0</b>	<b>0</b>	<b>0</b>

### Jeffery Simmons (DT)

Date	Opp	W-L	G/S	Tackle	Sack	Int	FF	FR
11/8/20	Chi	W	DT	3	0.0	0	1	1
<b>Totals</b>		<b>1-0</b>	<b>1/1</b>	<b>3</b>	<b>0.0</b>	<b>0</b>	<b>1</b>	<b>1</b>

### John Simon (OLB)

Date	Opp	W-L	G/S	Tackle	Sack	Int	FF	FR
9/11/16	Chi	W	MLB	6	1.0	0	0	0
<b>Totals</b>		<b>1-0</b>	<b>1/1</b>	<b>6</b>	<b>1.0</b>	<b>0</b>	<b>0</b>	<b>0</b>

### Teair Tart (DT)

Date	Opp	W-L	G/S	Tackle	Sack	Int	FF	FR
11/8/20	Chi	W		0	0.0	0	0	0
<b>Totals</b>		<b>1-0</b>	<b>1/0</b>	<b>0</b>	<b>0.0</b>	<b>0</b>	<b>0</b>	<b>0</b>





## REGULAR TITANS LINEUP

### OFFENSIVE STARTERS

**WR 2-Julio Jones** (6-3, 220, 11th Year/1st with Titans, Alabama) - The Titans traded for Jones during the 2021 offseason, adding Atlanta's all-time leader in catches (848), receiving yards (12,896) and 100-yard receiving games (58). His 60 touchdowns were second in Falcons annals, and his 95.5 receiving yards per game through 2020 ranked first in NFL history.

	G	GS	Rec	Yds	Avg	Lg	TD
2020	9	9	51	771	15.1	44	3
Career	135	134	848	12,896	15.2	81t	60

**TE 87-Geoff Swaim** (6-4, 260, 6th year/2nd with Titans, Texas) - Swaim was signed as a free agent in 2020 after previous stints with the Cowboys (2015-18) and Jaguars (2019). He was a seventh-round pick with Dallas in 2015.

	G	GS	Rec	Yds	Avg	Lg	TD
2020	10	8	9	83	9.2	16	1
Career	53	28	57	484	8.5	43	2

**LT 77-Taylor Lewan** (6-7, 309, 8th Year/8th with Titans, Michigan) - The team's first-round pick in 2014 (11th overall) was voted to the Pro Bowl each season from 2016-18. He was limited to five games in 2020 after landing on injured reserve due to a knee injury.

2020 G/GS: 5/5, Career G/GS: 90/85

**LG 76-Rodger Saffold III** (6-5, 325, 12th Year/3rd with Titans, Indiana) - The former second-round pick was signed in 2019 as an unrestricted free agent from the Rams. In his first two seasons in Tennessee, he started all but one contest at left guard.

2020 G/GS: 15/15, Career G/GS: 145/142

**C 60-Ben Jones** (6-3, 308, 10th Year/6th with Titans, Georgia) - Added as an unrestricted free agent in 2016, the former fourth-round pick played four previous seasons with the Houston Texans. He started 79 of 80 possible games during his first five seasons in Tennessee.

2020 G/GS: 16/16, Career G/GS: 143/122

**RG 64-Nate Davis** (6-3, 316, 3rd Year/3rd with Titans, Charlotte) - The 2019 third-round pick started 12 contests at right guard as a rookie and followed with 16 starts in his second season.

2020 G/GS: 16/16, Career G/GS: 29/28

**RT 70-Ty Sambrailo** (6-5, 311, 7th Year/2nd with Titans, Colorado State) - The former second-round pick spent his first five NFL seasons with the Broncos (2015-16) and Falcons (2017-19). He started five games for the Titans at left tackle in 2020 before his season was ended due to injury.

2020 G/GS: 10/5, Career G/GS: 67/18

**WR 18-Josh Reynolds** (6-3, 196, 5th Year/1st with Titans, Texas A&M) - Reynolds was signed as an unrestricted free agent in 2021 after collecting 113 receptions for 1,450 yards and nine touchdowns in four seasons with the Rams. He was a fourth-round pick in 2017.

	G	GS	Rec	Yds	Avg	Lg	TD
2020	16	13	52	618	11.9	40t	2
Career	64	24	113	1,450	12.8	40t	9

**WR 11-A.J. Brown** (6-1, 226, 3rd Year/3rd with Titans, Mississippi) - The second-round pick became the 11th NFL player to reach 1,000 receiving yards in each of his first two NFL seasons. He was selected to the Pro Bowl in 2020 after leading the team with 70 receptions, 1,075 receiving yards and 11 touchdown catches.

	G	GS	Rec	Yds	Avg	Lg	TD
2020	14	12	70	1,075	15.4	73t	11
Career	30	23	122	2,126	17.4	91t	19

**QB 17-Ryan Tannehill** (6-4, 217, 10th Year/3rd with Titans, Texas A&M) - Acquired via trade from Miami in 2019, Tannehill led the Titans to two consecutive playoff appearances. From the time he took over as the Titans' starter in 2019 through 2020, his 111.3 passer rating ranked third in the NFL. His 40 total touchdowns (33 passing, seven rushing) in 2020 set a franchise record.

	G	GS	Att	Cmp	Pct	Yds	TD	Int	Lg	Sk	Rate
2020	16	16	481	315	65.5	3,819	33	7	75t	24	106.5
Career	116	114	3,678	2,345	63.8	26,995	178	88	91t	303	92.0

**RB 22-Derrick Henry** (6-3, 247, 6th Year/6th with Titans, Alabama) - The 2016 second-round pick and former Heisman winner claimed his second consecutive NFL rushing title in 2020 with 2,027 yards (fifth all-time). He won AP Offensive Player of the Year honors and his second consecutive Pro Bowl berth. No player had more rushing yards (4,626) or touchdowns (45) than Henry from 2018 to 2020.

	G	GS	Att	Yds	Avg	Lg	TD	Rec	Yds	Avg	Lg	TD
2020	16	16	378	2,027	5.4	94t	17	19	114	6.0	53	0
Career	78	47	1,182	5,860	5.0	99t	55	76	692	9.1	75t	3

### OFFENSIVE RESERVES

**QB 14-Matt Barkley** (6-2, 234, 9th Year/1st with Titans, Southern California) - Signed as a free agent during 2021 training camp after three seasons with the Bills (2018-20), Barkley also spent time in his career with the Eagles (2013-14), Cardinals (2015), Bears (2016), 49ers (2017), Cardinals (2017), and Bengals (2018).

	G	GS	Att	Cmp	Pct	Yds	TD	Int	Lg	Sk	Rate
2020	5	0	21	11	52.4	197	1	1	56t	1	80.9
Career	19	7	363	212	58.4	2,699	11	22	56t	13	66.6

**WR 13-Cameron Batson** (5-8, 175, 4th Year/4th with Titans, Texas Tech) - Signed as a rookie free agent in 2018, Batson appeared in 23 games with three starts during his first three seasons. He also contributes in the return game.

	G	GS	Rec	Yds	Avg	Lg	TD
2020	12	1	12	100	8.3	18	1
Career	23	3	20	182	9.1	26	1

**FB 41-Khari Blasingame** (6-0, 233, 3rd Year/3rd with Titans, Vanderbilt) - Originally an undrafted free agent with the Vikings, he was signed by the Titans off Minnesota's practice squad during the 2019 campaign.

	G	GS	Att	Yds	Avg	Lg	TD	Rec	Yds	Avg	Lg	TD
2020	15	7	0	0	-	-	0	4	39	9.8	16	0
Career	21	10	0	0	-	-	0	8	93	11.6	24	0

**RB 32-Darrynton Evans** (5-10, 203, 2nd Year/2nd with Titans, Appalachian State) - A third-round pick in 2020, Evans appeared in five games as a rookie. In college, he accumulated 2,884 rushing yards and 4,642 all-purpose yards.

	G	GS	Att	Yds	Avg	Lg	TD	Rec	Yds	Avg	Lg	TD
2020	5	0	14	54	3.9	9	0	2	27	13.5	24	1
Career	5	0	14	54	3.9	9	0	2	27	13.5	24	1

**TE 86-Anthony Firkser** (6-2, 246, 4th year/4th with Titans, Harvard) - The former undrafted free agent joined the Titans in 2018 after previous stints with the Jets and Chiefs. He appeared in a career-high 16 games in 2020.

	G	GS	Rec	Yds	Avg	Lg	TD
2020	16	1	39	387	9.9	45	1
Career	43	2	72	816	11.3	45	3

**RB 28-Jeremy McNichols** (5-9, 205, 2nd Year/2nd with Titans, Boise State) - Originally a fifth-round pick by Tampa Bay in 2017, McNichols also has spent time with San Francisco, Indianapolis, Denver and Jacksonville. He appeared in all 16 games in 2020 and rushed for 204 yards.

	G	GS	Att	Yds	Avg	Lg	TD	Rec	Yds	Avg	Lg	TD
2020	16	0	47	204	4.3	20	1	12	55	4.6	9	0
Career	20	0	49	208	4.2	20	1	12	55	4.6	9	0

**WR 80-Chester Rogers** (6-0, 184, 5th Year/1st with Titans, Grambling State) - The former undrafted rookie caught 111 passes for 1,221 yards in four seasons with the Colts before stints with Miami and Tennessee in 2020.

Receiving	G	GS	Rec	Yds	Avg	Lg	TD
2020	0	0	0	0	-	-	0
Career	53	22	111	1,221	11.0	61t	5

Returns	PR	FC	Yds	Avg	Lg	TD	KR	Yds	Avg	Lg	TD
2020	0	0	0	-	-	0	0	0	-	-	0
Career	63	63	503	8.0	25	0	6	64	10.7	17	0

**QB 5-Logan Woodside** (6-1, 213, 2nd Year/2nd with Titans, Toledo) - Originally a seventh-round draft pick with Cincinnati in 2018, he initially joined the Titans practice squad in 2018. After spending 2019 on the practice squad/injured list, he appeared in six games in 2020 as Ryan Tannehill's understudy.

	G	GS	Att	Cmp	Pct	Yds	TD	Int	Lg	Sk	Rate
2020	6	0	3	1	33.3	7	0	0	7	0	42.4
Career	6	0	3	1	33.3	7	0	0	7	0	42.4

### SPECIALISTS

**P 6-Brett Kern** (6-2, 214, 14th Year/13th with Titans, Toledo) - Claimed off waivers from the Broncos during the 2009 season, he was named to the Pro Bowl in 2017, 2018 and 2019. He is the franchise's career and single-season leader in every major punting category.

	G	Punt	Bk	Yds	Avg	Lg	TB	I20	NetAvg
2020	13	37	0	1,695	45.8	66	3	22	41.5
Career	205	949	5	43,623	46.0	79	57	377	40.5

## REGULAR TITANS LINEUP

**K 4-Sam Ficken (6-1, 192, 3rd Year/1st with Titans, Penn State)** - Ficken was claimed off waivers from the Jets early in training camp. He previously spent time with the Jaguars (2016), Rams (2017-18) and Jets (2019-20).

	G	FGM	FGA	Pct	Lg	XPM	XPA	Pts
2020	9	13	15	86.7	54	12	15	51
Career	28	35	48	72.9	54	49	56	154

### DEFENSIVE STARTERS

**DE 96-Denico Autry (6-5, 285, 8th Year/1st with Titans, Mississippi State)** - Originally a rookie free agent with the Raiders in 2014, he totaled 30.5 sacks and 50 tackles for loss in 96 games with the Raiders (2014-17) and Colts (2018-20) before signing with Tennessee in 2021.

	GP	GS	Tackle	Sack	QBP	TFL	Int	PD	FF	FR
2020	14	13	33	7.5	10	9	0	0	0	0
Career	96	56	216	30.5	53	50	0	19	3	3

**NT 93-Teair Tart (6-2, 304, 2nd Year/2nd with Titans, Florida International)** - As an undrafted rookie in 2020, he appeared in seven games with one start. His rookie statistics included five tackles and two pressures.

	GP	GS	Tackle	Sack	QBP	TFL	Int	PD	FF	FR
2020	7	1	5	0.0	2	1	0	1	0	0
Career	7	1	5	0.0	2	1	0	1	0	0

**DT 98-Jeffery Simmons (6-4, 305, 3rd Year/3rd with Titans, Mississippi State)** - The two-time All-SEC selection and 2019 19th overall draft pick registered three sacks and 19 quarterback pressures and tied for the NFL lead with three fumble recoveries in his second season.

	GP	GS	Tackle	Sack	QBP	TFL	Int	PD	FF	FR
2020	15	15	49	3.0	19	3	0	5	1	3
Career	24	22	89	5.0	33	5	0	6	1	3

**OLB 48-Bud Dupree (6-4, 269, 7th Year/1st with Titans, Kentucky)** - The former first-round pick signed in Tennessee in 2021 following six seasons in Pittsburgh, where he totaled 39.5 sacks in 81 games. He had eight sacks in 11 games in 2020 before landing on IR.

	GP	GS	Tackle	Sack	QBP	TFL	Int	PD	FF	FR
2020	11	11	31	8.0	15	8	0	2	2	0
Career	81	66	231	39.5	64	53	1	11	8	3

**ILB 55-Jayon Brown (6-0, 226, 5th Year/5th with Titans, UCLA)** - The 2017 fifth-round pick appeared in 56 games from 2017-20. He played 10 games and registered 76 tackles in 2020 before he ended the season on injured reserve.

	GP	GS	Tackle	Sack	TFL	QBP	Int	PD	FF	FR
2020	10	10	76	1.0	5	4	1	8	2	0
Career	56	33	367	9.5	17	35	3	28	4	3

**ILB 54-Rashaan Evans (6-2, 232, 4th Year/4th with Titans, Alabama)** - The 22nd overall pick in 2018 started every game in 2019 and 2020. He led the team with 139 tackles and 11 tackles for loss in 2019, followed by 96 tackles in 2020.

	GP	GS	Tackle	Sack	QBP	TFL	Int	PD	FF	FR
2020	16	16	96	0.5	6	1	0	5	0	1
Career	47	39	298	3.0	23	14	0	9	0	2

**OLB 58-Harold Landry III (6-2, 252, 4th Year/4th with Titans, Boston College)** - The 41st overall draft pick in 2018 totaled a team-high 19 sacks from 2018-20. He started all 16 games for the second consecutive season in 2020 and led the defense with 5.5 sacks, 29 pressures and 10 tackles for loss.

	GP	GS	Tackle	Sack	QBP	TFL	Int	PD	FF	FR
2020	16	16	69	5.5	29	10	1	5	0	0
Career	47	35	196	19.0	75	16	2	8	2	2

**CB 20-Jackrabbit Jenkins (5-10, 190, 10th Year/1st with Titans, North Alabama)** - Jenkins signed with the Titans in 2021 after recording three interceptions with New Orleans in 2020. The former second-rounder has played for the Rams (2012-15), Giants (2016-19) and Saints (2019-20).

	GP	GS	Tackle	Sack	QBP	TFL	Int	PD	FF	FR
2020	13	13	54	0.0	NA	NA	3	12	0	0
Career	128	125	539	2.0	NA	NA	26	124	6	2

**S 31-Kevin Byard (5-11, 212, 6th Year/6th with Titans, Middle Tennessee State)** - The 2016 third-round pick appeared in all 80 games with 71 starts during his first five seasons. He ranked second in the NFL from 2017-20 with 18 total interceptions. His 111 tackles in 2020 set a career high and led the team.

	GP	GS	Tackle	Sack	QBP	TFL	Int	PD	FF	FR
2020	16	16	111	0.0	2	1	1	7	1	0
Career	80	71	448	3.0	13	12	18	49	1	2

**S 37-Amani Hooker (5-11, 210, 3rd Year/3rd with Titans, Iowa)** - The fourth-round pick in 2019 played in all 32 games in his first two seasons. He made three starts in 2020 and tied for the team lead with four interceptions.

	GP	GS	Tackle	Sack	QBP	TFL	Int	PD	FF	FR
2020	16	3	44	0.0	0	1	4	8	0	0
Career	32	3	57	0.0	0	1	4	8	0	0

**CB 26-Kristian Fulton (5-11, 197, 2nd Year/2nd with Titans, Louisiana State)** - The 2020 second-rounder was drafted after winning a national title and second-team AP All-SEC recognition. He had one interception in six games as a rookie.

	GP	GS	Tackle	Sack	TFL	QBP	Int	PD	FF	FR
2020	6	2	16	1.0	1	1	1	1	0	0
Career	6	2	16	1.0	1	1	1	1	0	0

### DEFENSIVE RESERVES

**CB 39-Breon Borders (6-0, 189, 3rd Year/2nd with Titans, Duke)** - After spending time with seven other NFL teams since 2017, he joined the Titans practice squad in 2020 and was later promoted to the 53-man roster.

	GP	GS	Tackle	Sack	QBP	TFL	Int	PD	FF	FR
2020	6	5	27	0.0	0	1	1	6	0	0
Career	19	6	34	0.0	0	1	1	6	0	1

**S 29-Dane Cruikshank (6-1, 209, 4th Year/4th with Titans, Arizona)** - The fifth-round pick was a core special teamer with 18 special teams tackles in his first two years. He was limited to two games in 2020 due to injury.

	GP	GS	Tackle	Sack	QBP	TFL	Int	PD	FF	FR
2020	2	0	0	0.0	0	0	1	1	0	0
Career	30	0	2	0.0	0	0	1	1	0	0

**CB 3-Caleb Farley (6-2, 197, Rookie, Virginia Tech)** - Farley was drafted with the 22nd overall pick in 2021 after opting out of the 2020 season at Virginia Tech (COVID-19 related). He had six interceptions in 24 games with the Hokies.

**S 21-Matthias Farley (5-11, 209, 6th Year/1st with Titans, Notre Dame)** - Initially a rookie free agent with Arizona in 2016, he appeared in 66 games (18 starts) during his time with the Colts (2016-18) and Jets (2019-20).

	GP	GS	Tackle	Sack	QBP	TFL	Int	PD	FF	FR
2020	16	2	16	0.0	NA	NA	0	3	0	0
Career	66	18	132	0.0	NA	NA	3	14	2	1

**ILB 51-David Long Jr. (5-11, 227, 3rd Year/3rd with Titans, West Virginia)** - The 2019 fifth-round pick emerged as a starter in the second half of 2020 after Jayon Brown went to IR. He totaled five starts and 50 total tackles in 14 games.

	GP	GS	Tackle	Sack	QBP	TFL	Int	PD	FF	FR
2020	14	5	50	0.0	1	2	0	2	0	0
Career	28	5	65	0.0	1	4	0	3	1	0

**DL 91-Larrell Murchison (6-2, 297, 2nd Year/2nd with Titans, North Carolina State)** - A fifth-round draft choice in 2020, he appeared in 10 games as a rookie and posted five tackles.

	GP	GS	Tackle	Sack	QBP	TFL	Int	PD	FF	FR
2020	10	0	5	0.0	0	1	0	0	0	0
Career	10	0	5	0.0	0	1	0	0	0	0

**OLB 50-Derick Roberson (6-3, 250, 3rd Year/3rd with Titans, Sam Houston State)** - The 2019 rookie free agent appeared in 11 games (one start) in his first two seasons, contributing three sacks and a forced fumble.

	GP	GS	Tackle	Sack	QBP	TFL	Int	PD	FF	FR
2020	8	1	6	0.0	4	0	0	1	1	0
Career	11	1	10	3.0	4	0	0	1	1	0

**OLB 59-John Simon (6-2, 260, 9th Year/1st with Titans, Ohio State)** - Simon was signed prior to 2021 training camp, arriving with 97 games and 52 starts with Baltimore (2013), Houston (2014-16), Indianapolis (2017) and New England (2018-20).

	GP	GS	Tackle	Sack	QBP	TFL	Int	PD	FF	FR
2020	16	16	34	2.0	NA	4	0	3	0	0
Career	97	52	169	21.0	NA	25	2	11	2	1

GAME PREVIEW

TEAM NOTES

PLAYER NOTES

MEDIA

STATISTICS


ROSTERS



# LAST WEEK VS. THE BUCCANEERS



## Preseason Week 2: Titans 34, Buccaneers 3 Saturday, Aug. 21, 2021 • 7:30 p.m. ET • Raymond James Stadium



In Week 2 of the 2021 preseason, the Titans traveled to Tampa Bay to face the Buccaneers for joint practices, culminating in a preseason game at the conclusion of the week. The Titans won by a score of 34-3, allowing the Buccaneers to gain just 17 rushing yards on 15 attempts, and finishing the contest plus-three in the turnover margin.

Tennessee got on the board first with a seven-play, 43-yard scoring drive in the opening stanza, and never relinquished the lead. QB **Matt Barkley** connected with WR **Nick Westbrook-Ikhine** and WR **Chester Rogers** for first down passes. On fourth-and-one at the Tampa Bay five-yard line, Barkley tossed a five-yard touchdown to RB **Mekhi Sargent** as Tennessee took an early lead, 7-0.

In the second quarter, Sargent tallied four carries for 27 yards to help get down the field. K **Sam Ficken** converted a 48-yarder to extend Tennessee's lead, 10-0. Tampa Bay responded later in the second quarter with their only score of the night on a six-play, 14-yard possession that resulted in a 49-yard field goal by Buccaneers K **Ryan Succop**, 10-3.

With under two minutes remaining in the first half, the Titans moved the ball from their own 21-yard line to the Buccaneers 40-yard line, as Ficken tacked on a 58-yard field goal to make it a 13-3 contest heading into halftime.

On Tampa Bay's opening drive of the second half, Buccaneers QB **Kyle Trask** threw a pass to Buccaneers TE **Tanner Hudson**. However, Hudson fumbled the ball, and it was recovered by CB **Briean Boddy-Calhoun** and returned for a 42-yard touchdown. Tennessee went ahead, 20-3. On the following Titans possession, QB **Logan Woodside** led the offense on a 76-yard scoring drive that saw first downs by RB **Brian Hill** and Sargent. Ultimately, Woodside connected with WR **Dez Fitzpatrick** for a 23-yard touchdown as the Titans extended the lead, 27-3.

In the fourth quarter, a Trask pass was intercepted by S **Clayton Geathers** and

returned 30 yards to the Tampa Bay 23-yard line. Tennessee quickly capitalized on the turnover as Barkley connected with WR **Mason Kinsey** for a 20-yard touchdown. Tennessee increased the lead to 34-3 and preserved the score to seal a victory at Tampa Bay.

### SCORING

	1	2	3	4	Final
Tennessee	7	6	14	7	34
Tampa Bay	0	3	0	0	3

TEAM	SCORING PLAY	TIME
Titans	M.Sargent 5 yd. pass from M.Barkley (S.Ficken kick)	1-0:19
Titans	S.Ficken 48 yd. Field Goal	2-10:37
Buccaneers	R.Succop 49 yd. Field Goal	2-3:27
Titans	S.Ficken 58 yd. Field Goal	2-0:03
Titans	B.Boddy-Calhoun 42 yd. fumble return (S.Ficken kick)	3-12:02
Titans	D.Fitzpatrick 23 yd. pass from L.Woodside (S.Ficken kick)	3-1:46
Titans	M.Kinsey 20 yd. pass from M.Barkley (S.Ficken kick)	4-11:03

Missed FGs: B. Pinion 61SH

Attendance: 65,324

Time of Game: 3:02

Weather: 89°, Cloudy, Wind NW 11 mph

Referee: Jerome Boger

[CLICK TO WATCH HIGHLIGHTS](#)



TEAM STATISTICS

	Titans	Buccaneers
TOTAL FIRST DOWNS	15	11
THIRD DOWN EFFICIENCY	2-13-15.4%	2-14-14.3%
FOURTH DOWN EFFICIENCY	1-2-50.0%	0-2-0.0%
TOTAL NET YARDS	238	207
Plays - Avg.	61-3.9	61-3.4
NET YARDS RUSHING	87	17
Rushes - Avg.	34-2.6	15-1.1
NET YARDS PASSING	151	190
Sacks - Yards Lost	3-28	3-19
PASS ATT-COMP-INT	24-19-0	43-22-2
PUNTS - Avg.	7-48.7	7-42.1
Net Punting Average	43.9	40.0
PUNT RETURNS - Yards	2-15	3-34
KICKOFF RETURNS - Yards	2-46	2-31
INTERCEPTIONS - Yards	2-66	0-0
PENALTIES Number and Yards	6-59	4-23
FUMBLES Number and Lost	0-0	6-1
TOUCHDOWNS	4	0
EXTRA POINTS Made-Attempts	4-4	0-0
RED ZONE EFFICIENCY	1-2-50%	0-0-0%
GOAL TO GO EFFICIENCY	0-0-0%	0-0-0%
SAFETIES	0	0
GIVEAWAYS	0	3
TAKEAWAYS	3	0
TIME OF POSSESSION	34:06	25:54

### TITANS STARTERS

OFFENSE			DEFENSE		
WR 15	N.Westbrook-Ikhine	NT 93	T.Tart		
TE 86	A.Firkser	DT 98	J.Simmons		
LT 70	T.Sambrailo	OLB 50	D.Roberson		
LG 57	J.Roos	LB 55	J.Brown		
C 52	D.Munyer	LB 54	R.Evans		
RG 75	D.Radunz	OLB 58	H.Landry		
RT 72	D.Quessenberry	CB 39	B.Borders		
WR 18	J.Reynolds	S 31	K.Byard		
FB 44	T.Carter	S 37	A.Hooker		
QB 5	L.Woodside	CB 24	E.Molden		
RB 28	J.McNichols	CB 26	K.Fulton		

### BUCCANEERS STARTERS

OFFENSE			DEFENSE		
WR 10	S.Miller	DL 79	P.O'Connor		
WR 1	J.Darden	DL 56	R.Nunez-Roches		
LT 72	J.Wells	DL 96	S.McLendon		
LG 64	A.Stinnie	ILB 51	K.Minter		
C 60	N.Leverett	ILB 52	K.Britt		
RG 65	A.Cappa	OLB 9	J.Tryon		
RT 62	B.Seaton	OLB 98	A.Nelson		
TE 80	O.Howard	CB 30	D.Delaney		
WR 18	T.Johnson	CB 34	J.Hagan		
QB 11	B.Gabbert	S 43	R.Cockrell		
RB 21	K.Vaughn	S 36	H.Miller		

### TITANS INDIVIDUAL STATISTICS

Rushing	Att	Yds	Avg	Lg	TD
M.Sargent	16	78	4.9	16	0
B.Hill	10	24	2.4	5	0
L.Woodside	2	-2	-1.0	-1	0
M.Barkley	1	-4	-4.0	-4	0
J.McNichols	5	-9	-1.8	0	0
<b>Total</b>	<b>34</b>	<b>87</b>	<b>2.6</b>	<b>16</b>	<b>0</b>

Passing	Att	Cmp	Yds	TD	Lg	IN	Rt
M.Barkley	16	12	115	2	20	0	134.1
L.Woodside	8	7	64	1	23	0	139.6
<b>Total</b>	<b>24</b>	<b>19</b>	<b>179</b>	<b>3</b>	<b>23</b>	<b>0</b>	<b>137.3</b>

Receiving	No	Yds	Avg	Lg	TD
M.Kinsey	6	56	9.3	20	1
D.Fitzpatrick	2	30	15.0	23	1
C.Rogers	2	22	11.0	13	0
A.Firkser	2	15	7.5	11	0
J.McNichols	2	8	4.0	5	0
N.Westbrook-Ikhine	1	18	18.0	18	0
B.Hill	1	12	12.0	12	0
F.Brown	1	7	7.0	7	0
C.Batson	1	6	6.0	6	0
M.Sargent	1	5	5.0	5	1
<b>Total</b>	<b>19</b>	<b>179</b>	<b>9.4</b>	<b>23</b>	<b>3</b>

Interceptions	No	Yds	Avg	Lg	TD
J. Carter	1	36	36.0	36	0
C. Geathers	1	30	30.0	30	0
<b>Total</b>	<b>2</b>	<b>66</b>	<b>33.0</b>	<b>36</b>	<b>0</b>

**Leading Tacklers (Press Box Totals)**  
E. Molden 8-8-0; M. Rice 5-3-2; C. Jones 4-4-0

**Sacks:** E. Molden 1; J. Simon 1; D. Long 1  
**FF:** E. Molden 1; B. McDougald 1; J. Simon 1 **FR:** B. Boddy-Calhoun 1

### BUCCANEERS INDIVIDUAL STATISTICS

Rushing	Att	Yds	Avg	Lg	TD
K.Vaughn	9	18	2.0	5	0
B.Gabbert	2	3	1.5	3	0
G.Bernard	1	0	0.0	0	0
R.Griffin	1	-1	-1.0	-1	0
K.Trask	2	-3	-1.5	1	0
<b>Total</b>	<b>15</b>	<b>17</b>	<b>1.1</b>	<b>5</b>	<b>0</b>

Passing	Att	Cmp	Yds	TD	Lg	IN	Rt
K.Trask	26	13	131	0	35	2	32.7
R.Griffin	11	6	45	0	15	0	64.6
B.Gabbert	6	3	33	0	15	0	66.7
<b>Total</b>	<b>43</b>	<b>22</b>	<b>209</b>	<b>0</b>	<b>35</b>	<b>2</b>	<b>45.6</b>

Receiving	No	Yds	Avg	Lg	TD
T.Hudson	6	74	12.3	26	0
C.Grayson	4	57	14.3	35	0
O.Howard	3	24	8.0	9	0
T.Johnson	2	21	10.5	15	0
J.Darden	2	18	9.0	12	0
S.Miller	2	-1	-0.5	0	0
C.Prosise	1	11	11.0	11	0
K.Vaughn	1	9	9.0	9	0
J.Mickens	1	-4	-4.0	-4	0
<b>Total</b>	<b>22</b>	<b>209</b>	<b>9.5</b>	<b>35</b>	<b>0</b>

**Interceptions** None

**Leading Tacklers (Press Box Totals)**  
G. Stuard 6-6-0; J. Hagan 6-4-2; D. Delaney 5-3-2; J. Jones 5-3-2

**Sacks:** G. Stuard 1; P. O'Connor 1; J. Tryon 1  
**FF:** None **FR:** None

GAME PREVIEW

TEAM NOTES

PLAYER NOTES

MEDIA

STATISTICS

ROSTERS

## NOTES FROM LAST WEEK'S GAME

### TEAM NOTES

- The Titans improved to 2-0 in the preseason and have won three consecutive preseason games dating back to 2019.
- Following their 34-3 victory at Tampa Bay, the Titans have outscored their opponents this preseason 57-6.
- Their 31-point victory margin at Tampa Bay was the franchise's largest in a preseason game since a 44-point Oilers win (54-10) at Dallas during the 1988 preseason.
- The Titans were plus-three in turnover margin at Tampa Bay (two interceptions and one fumble recovery). In two preseason games, they have four total takeaways without committing any turnovers.
- The Titans won the time-of-possession battle 34:06 to 25:54 at Tampa Bay. Through two preseason games, the Titans are averaging a 35:20 time of possession to 24:41 by their opponents.

### TEAM NOTES – OFFENSE

- The starting offense for the Titans included quarterback **Logan Woodside**; tight end **Anthony Firkser**; running back **Jeremy McNichols**; fullback **Tory Carter**; wide receivers **Nick Westbrook-Ikhine** and **Josh Reynolds**; and offensive linemen **Ty Sambrailo** (left tackle), **Jordan Roos** (left guard), **Daniel Munyer** (center), **Dillon Radunz** (right guard) and **David Quessenberry** (right tackle).
- Titans quarterbacks **Logan Woodside** and **Matt Barkley** combined to complete 19 of 24 passes for 179 yards and three touchdowns. Their combined passer rating was 137.3. In two preseason games, the pair has a 125.9 passer rating (47 attempts, 34 completions, 317 yards, five touchdowns, no interceptions).

### TEAM NOTES – DEFENSE

- The starting defense for the Titans included defensive linemen **Jeffery Simmons** and **Teair Tart**; outside linebackers **Harold Landry III** and **Derick Roberson**; inside linebackers **Rashaan Evans** and **Jayon Brown**; safeties **Kevin Byard** and **Amani Hooker**; and cornerbacks **Breon Borders**, **Kristian Fulton** and **Elijah Molden**.
- The defense came up with a fourth-down stop in the first quarter. On fourth-and-one at the Tampa Bay 43-yard line, running back **Giovani Bernard** was stopped for no gain. Titans rookie cornerback **Elijah Molden** was credited with the tackle. The Titans had another fourth-down stop in the fourth quarter, and for the preseason they have not allowed a fourth-down conversion on three attempts.
- The Titans defense allowed two conversions of 14 third-down attempts by the Buccaneers offense (14.3 percent). In two preseason contests, opposing offenses are four-of-26 on third down against the Titans (15.4 percent).
- The Buccaneers gained only 17 rushing yards on 15 attempts – an average of 1.1 yards per carry against the Titans defense.
- The Titans defense has yet to allow the opposing offense into the red zone through two preseason games.

### QB MATT BARKLEY

- Completed 12 of 16 passes for 115 yards and two touchdowns without throwing an interception. His passer rating was 134.1.
- Completed a five-yard touchdown pass to running back **Mekhi Sargent** in the first quarter. The touchdown pass came on fourth-and-one.
- Tossed a 20-yard touchdown pass to wide receiver **Mason Kinsey** in the fourth quarter.

### CB BRIEAN BODDY-CALHOUN

- Recovered a fumble by Buccaneers tight end **Tanner Hudson** and returned the ball 42 yards for a Titans touchdown in the third quarter.
- Added one tackle and two passes defended.

### S JAMAL CARTER

- Made his Titans preseason debut four days after signing with the club and recorded an interception. In the fourth quarter, he picked off a **Kyle Trask** pass and returned the ball 36 yards.

### CB CALEB FARLEY

- Made his NFL preseason debut. The first-round pick (22nd overall), who was held out of the preseason opener at Atlanta, entered the game on defense on Tampa Bay's third offensive drive in the first quarter.

### K SAM FICKEN

- Made both of his field goal attempts and all four of his extra point attempts. He has made all nine of his kicking attempts during the preseason – six extra points and three field goals.
- Booted a 48-yard field goal in the second quarter.
- Nailed a 58-yard field goal with three seconds remaining in the first half. His career long in the regular season is 54 yards (twice, last Oct. 1, 2020 vs. Denver).

### WR DEZ FITZPATRICK

- Totaled two receptions for 30 yards and a touchdown.
- Caught a 23-yard touchdown pass from **Logan Woodside** in the third quarter.

### S CLAYTON GEATHERS

- Made his Titans preseason debut five days after signing with the club and recorded an interception. In the fourth quarter, he intercepted a tipped pass from **Kyle Trask** that was intended for wide receiver **Jaydon Mickens**. Geathers raced 30 yards into Buccaneers territory to set up a Titans touchdown two plays later.

### S AMANI HOOKER

- Totaled two tackles on defense and two stops on special teams. He also was credited with a special teams forced fumble (recovered by the Buccaneers).

### P BRETT KERN

- Punted seven times for a 48.7-yard average and a 43.9-yard net average with two punts placed inside the 20.
- Placed a 45-yard punt at the seven-yard line in the third quarter and a 49-yard punt at the seven-yard line in the fourth quarter.

### WR MASON KINSEY

- Led the team in receiving for the second consecutive week, catching





## NOTES FROM LAST WEEK'S GAME

six passes for 56 yards with one touchdown.

- Snared a 20-yard touchdown pass from **Matt Barkley** in the fourth quarter.
- Leads the team in receiving through two preseason games with 10 receptions and 107 receiving yards.

### ILB DAVID LONG JR.

- Ended a Buccaneers series in the first quarter with a sack on third down, dropping **Blaine Gabbert** for an eight-yard loss.

### S BRADLEY McDOUGALD

- Made his Titans preseason debut five days after signing with the club and registered three tackles, one pass defended and one forced fumble.
- On a deep pass from **Kyle Trask** to tight end **Tanner Hudson** in the third quarter, he was credited with a forced fumble. The ball was recovered by Titans cornerback **Briean Boddy-Calhoun**, who raced 42 yards for a touchdown.

### CB ELIJAH MOLDEN

- Started in his NFL preseason debut and led the team with eight tackles. He added one sack, two tackles for loss, one pass defended and one forced fumble.
- In the fourth quarter, he contributed to an interception when **Kyle Trask's** pass tipped his helmet and was then snared by safety **Clayton Geathers**.
- In the fourth quarter, he sacked **Kyle Trask** for a six-yard loss, and on the following play, he registered a four-yard tackle for loss on wide receiver **Jaydon Mickens**.
- Credited with a forced fumble in the fourth quarter when he knocked the ball from the hands of wide receiver **Cyril Grayson**, who recovered his own fumble.



### RB MEKHI SARGENT

- Led the team with 78 rushing yards on 16 attempts (4.9 avg.) with a long rush of 16 yards. He added a five-yard touchdown reception.
- Scored his first preseason touchdown on a five-yard reception in the first quarter. The catch, which came on fourth-and-one, was on a pass from **Matt Barkley**.
- Leads the team through two preseason games with 32 carries and 136 rushing yards (4.3 avg.).

### OLB JOHN SIMON

- Produced a strip-sack in the second quarter. He dropped quarterback **Ryan Griffin** for a six-yard loss and knocked the ball loose, but it was recovered by the Buccaneers.

### QB LOGAN WOODSIDE

- Started for the second consecutive week and completed seven of his eight passing attempts for 64 yards and one touchdown without throwing an interception.
- Completed a 23-yard touchdown pass to wide receiver **Dez Fitzpatrick** in the third quarter.

## SELECT TITANS POSTGAME QUOTES

SATURDAY, AUG. 21, 2021

### HEAD COACH MIKE VRABEL

#### *(opening statement)*

I think Jon (Robinson), Amy (Adams Strunk) and everybody has touched on the condolences we would like to send to the Reese family – and his loved ones. When you're able to work after you're done coaching or in the front office – if you're able to stay and be beloved in the town that you work in, that's pretty unusual. Normally they run you out of town so he was clearly loved – my best to Jared (Stillman) and the people who he worked with on the radio.

#### *(on rotating quarterbacks and how he thought it worked out)*

I think that those guys have to go in there (on) short notice – they also don't have the luxury of getting into the flow of the game – but also just keeping it consistent with who was in there at the game. There was a certain group of receivers and linemen that you could evaluate them based on who they (Tampa Bay) had in the game that were similar.

#### *(on the passes defended recorded by the secondary)*

It's really nice to be able to see the things that you emphasize and that you coach come through – and those guys are taking it to heart – they're excited about it. Tipped passes get intercepted – they helped us out sometime with a tip or drop, but our guys are challenging and it's really cool to see the stuff that we emphasize and work on carry into the game.

#### *(on the performance of cornerback Elijah Molden)*

Yeah, I think that's something that Jon (Robinson) and I had envisioned with the defensive staff when he came out of Washington. He's been able to be in there pretty consistently for the last week and compete – (he) hasn't been perfect, but it was really cool to see him go out there and do some nice things – blitz and cover. One of his plays led to an interception, a big interception – executing the things we've been coaching him to do on that situation on third down.

#### *(on the players' enthusiasm to play)*

We asked our players who weren't playing in the game – they had two choices – put the uniform on and go out and support your teammates or stay in the locker room, and it really didn't matter to me whichever one they wanted to do, but you could see that they had energy and they were excited for those guys that were making plays. They're just competitive and that's a reflection of our team, our organization, and the type of people we have – that late in the fourth quarter of a preseason game guys are battling and competing – that's important to me.

#### *(on cornerback Caleb Farley's progress as he returns to play)*

It's the next step with the return of play that we had talked about with adding reps to practice. He came through pretty well through the practices health-wise, which allowed him to be available for the game. I think we tried to get him close to 16 snaps. We'll take a look at it, and again, he hasn't played football in quite a bit of time and it's going to be a process. I think it was a good step just to get him out there and just show him what the game feels like and how the situations change. We'll just coach him up and just keep moving forward.

## SELECT TITANS POSTGAME QUOTES

### *(on how the quarterbacks handled the rotations)*

I think that they handled it well. I think there's always going to be plays you'd like to have back, whether it's reads or checks or throws. I thought they both capitalized on the situations that the defense put them in. We had some drives stall there – too many negative-yardage runs early on that put us behind, but we did capitalize on some of the sudden change and the turnovers.

### *(on the progress of wide receiver Dez Fitzpatrick)*

Well, he continues to work and compete. I think we were probably a little disappointed – and so was he – on one of the blocks, and then he came back and feel like put his body on a safety and really tried to play physical. Then the touchdown where he did a nice job of selling it – there was a great pocket and Logan (Woodside) gave him a good ball.

### *(on how much one play can turn things around for a player)*

I don't know – I think that we're just going to wait and see how he turns out on Monday and how it looks. Hopefully he continues to gain confidence getting out here and competing at this level.

### *(on the young players at receiver and running back)*

Yeah, really these guys are competitive, they know what to do, they're ready for their opportunities, they have earned the right to be in there. Quarterbacks throw to the guys they trust, and again, Mason (Kinsey) has been really consistent for us and then Mekhi (Sargent) has done well on special teams. He's finding a role on the kickoff coverage and then he's ran hard – he has ran hard when given the opportunity.

### *(on not seeing defensive lineman Larrell Murchison and some other players tonight)*

Unavailable. Whatever we said the other day, however I phrased that, – same thing for Murch (Larrell Murchison) and the rest of the guys that didn't play.

## QUARTERBACK LOGAN WOODSIDE

### *(on making adjustments in the second half)*

It was tough starting out, but that's football. Kind of frustrated in the first half but starting the second half I really tried to challenge the guys. (I) told them we really needed to put a drive together and we were able to go down and do that. So, that was nice to see.

### *(on rotating in and out with quarterback Matt Barkley)*

Going in every two series, (I was) just trying to get in a rhythm. Obviously, if we had a three-and-out or something, it was tough coming off the field then having to wait a little bit there. It's part of the job. I just try to prepare myself and when it's my time to go in, I try to go in and execute.

### *(on communication with quarterback Ryan Tannehill)*

(He was) Coach Tannehill tonight. It was good being out there, obviously and I get our reps however it is split up. At practice, (Ryan Tannehill)'s obviously taking all the reps with the ones and getting those reps. A lot of the work is mental work. Making sure you're taking mental reps when (Tannehill) is in, and when Logan (Woodside) is in, even. Just trying to make the most of every single play, whether you're in or not.

## QUARTERBACK MATT BARKLEY

### *(on rotating in and out with quarterback Logan Woodside)*

Going in, we knew that it would be a 'two-on, two-out' (rotation), rep-scheme or drive-scheme. Having that knowledge going in helped frame getting into a rhythm, because sometimes that's hard. But it was kind of easier because you kind of stay warm throughout the whole game rather than nothing in the first half and then coming in kind of dry from warm-ups. We made it work, I thought Logan (Woodside) and I did a pretty good job.

### *(on getting reps and trying to earn a spot on the team)*

Yeah, especially with seeing Ryan (Tannehill), that helps Logan (Woodside) and I get our reps however it is split up. At practice, (Ryan Tannehill)'s obviously taking all the reps with the ones and getting those reps. A lot of the work is mental work. Making sure you're taking mental reps when (Tannehill) is in, and when Logan (Woodside) is in, even. Just trying to make the most of every single play, whether you're in or not.

### *(on if quarterbacks are able to get comfortable in an offense)*

Yeah, I'm pretty sure Tom Brady was comfortable with New England after twenty years. It's like speaking a second language. It comes with time, just reps. I'm not there yet, but I will be. I think I'll make strides this year, as you grow with all the different checks and ways that you can handle the offense. That just happens with time.

## RUNNING BACK MEHKI SARGENT

### *(on how important pass protection is to being a third-down back)*

It's very important. I'm just here trying to define my role, earn the respect of the veterans, and just play wherever they need me to play.

### *(on what running back Derrick Henry is like on a night like tonight when he doesn't play)*

Like I said last week, guys lead by example – Derrick (Henry), Darrynton (Evans), Jeremy (McNichols), Brian (Hill), those guys are like extra coaches for me, so we kind of help each other out and give each other coaching points, like if I'm running they may see something I don't see, so we just pretty much help each other out. And all those guys are older than me, so I just follow their lead and try to be better every single day, be a better version of myself.

### *(in if it is difficult to develop chemistry with rotating quarterbacks)*

I feel like you need to be ready to go when your number is called. I'm around my coach all the time – special teams helps as well to keep my legs going so I'm not cold on the sideline. But pretty much ready to go every time my number is called.

## CORNERBACK ELIJAH MOLDEN

### *(on gaining momentum as the game went along)*

It's always been like that – first drive you're just feeling it out. You still have the butterflies. My technique was a little sloppy and then I got out there for the second drive and I picked up from there.

### *(on playing as a nickel corner)*

"I think in any defense the nickel is kind of unique, because you're like a linebacker/defensive back hybrid. Coach Shane [Bowen] calls a great defense. I just do what I'm told to the best of my abilities and good things happen.

### *(on self-evaluation)*

I'm only thinking about the plays I can improve on, to be honest. When I got tired my technique started to slip up a little bit, that's when your technique in front of the middle matters most. So, I'll clean that up.





## TITANS 2021 SCHEDULE NOTES

### 2021 SCHEDULE NOTES

- **PLAYOFF OPPONENTS:** The Titans have eight total games against seven total playoff teams from last season, including five consecutive games from Oct. 18 to Nov. 14: Indianapolis (Sept. 26 at home, Oct. 31 on the road), Buffalo (Oct. 18), Kansas City (Oct. 24), at Los Angeles Rams (Nov. 7), New Orleans (Nov. 14), at Pittsburgh (Dec. 19) and at Seattle (Sept. 19). The eight games against incumbent playoff teams sets a franchise high since the team became the Titans in 1999.
- **PRIMETIME APPEARANCES:** This marks the second consecutive season for the Titans with three primetime games on the initial schedule. A fourth primetime date was added for a Tuesday night during the 2020 campaign (against Buffalo).
- **STRENGTH OF SCHEDULE:** The Titans' schedule is tied for the 13th most difficult in the NFL based upon their opponents' combined 2020 winning percentage of .507 (138-134).
- **VRABEL TO COACH AGAINST ALL THREE FORMER TEAMS:** The Titans play all three franchises where head coach Mike Vrabel spent time as a player: against Kansas City (Oct. 24), at New England (Nov. 28) and at Pittsburgh (Dec. 19).
- **FIRST-PLACE SCHEDULE:** Every NFL team has two intraconference games and one interconference matchup based on the previous season's standings. The Titans host the AFC West champion Chiefs (Oct. 14) and NFC South champion Saints (Nov. 14) and visit the AFC North champion Steelers (Dec. 19) as a result of each team's first-place finish in 2020.
- **ROOKIE QUARTERBACKS:** Five quarterbacks were selected in the first round of the 2021 NFL Draft, and the Titans could see four of them in 2021: Jacksonville's Trevor Lawrence (first-overall pick; Oct. 10 and Dec. 12), the New York Jets' Zach Wilson (second overall; Oct. 3), San Francisco's Trey Lance (third overall; Dec. 23) and New England's Mac Jones (15<sup>th</sup> overall; Nov. 28). Chicago, with rookie Justin Fields (11<sup>th</sup> overall), is the only team that drafted a signal caller in the first round and will not play the Titans during the regular season. However, the two teams do meet in Week 3 of the preseason.
- **FACING TOP OFFENSES AND DEFENSES:** The Titans host two of the top three offensive teams from 2020 in back-to-back weeks. The Bills, who tied with the Titans for the second-ranked offense a year ago, travel to Nissan Stadium on Oct. 18, while the top-ranked Chiefs offense arrives Oct. 24. Additionally, the Titans have road dates with two of the top three defenses from 2020, visiting the No. 1 ranked Rams (Nov. 7) and third-ranked Steelers (Dec. 19).
- **HEAD COACHING EXPERIENCE:** The Titans face the third-winningest head coach in NFL history in New England's Bill Belichick (Nov. 28), but they also play five total games against first-year NFL head coaches: Jacksonville's Urban Meyer (Oct. 10 and Dec. 12), Houston's David Culley (Nov. 21 and Jan. 9) and the New York Jets' Robert Saleh (Oct. 3).
- **AFC SOUTH COACHES AND QBs:** Within the AFC South, the Titans are the only club without a new head coach and/or a projected new starting quarterback. The Jaguars are led by first-year head coach Urban Meyer with rookie quarterback Trevor Lawrence, while Texans head coach David Culley is in his first year at the helm. In Indianapolis, veteran quarterback Carson Wentz was acquired in a trade from the Philadelphia Eagles.

### WEEK-BY-WEEK NOTES

- **WEEK 1 vs. ARIZONA:** The Titans open the season at home for the first time since 2017, leading off against the Arizona Cardinals (Sept. 12) for the first time in franchise history. Arizona makes its third regular season appearance at Nissan Stadium and its first since 2013. In 2020, Cardinals quarterback Kyler Murray passed for 3,971 yards and 26 touchdowns and rushed for an additional 11 touchdowns after winning 2019 NFL Rookie of the Year honors.
- **WEEK 2 at SEATTLE:** The Titans embark on their third all-time trip to CenturyLink Field to meet the Seattle Seahawks on Sept. 19. They split the two previous meetings in 2009 (Titans win) and 2013 (Seahawks win).
- **WEEKS 3 & 8 vs. INDIANAPOLIS:** The Titans host their first divisional game of 2021 on Sept. 26 and could get their first look at veteran quarterback Carson Wentz since he was traded from Philadelphia and reunited with Colts head coach and former Eagles offensive coordinator

Frank Reich. The Titans enter 2021 with a three-game winning streak within the AFC South after taking all three road matchups with divisional foes in 2020.

- **WEEK 4 at NEW YORK JETS:** On Oct. 3, the Titans play the Jets at MetLife Stadium for only the second time. The Jets are launching a new era in 2021 with rookie quarterback Zach Wilson and first-year head coach Robert Saleh, and they also signed former Titans wide receiver Corey Davis as an unrestricted free agent this offseason.
- **WEEKS 5 & 14 vs. JACKSONVILLE:** The Titans enter 2021 with a three-game winning streak over the Jaguars and have won seven of their last eight games in the series.
- **WEEK 6 vs. BUFFALO:** The Bills visit Nissan Stadium (Oct. 18) for the third consecutive season and for the second consecutive year in primetime. The Titans defeated the Bills on a Tuesday night in 2020, following a two-day postponement due to a COVID-19 outbreak. In 2020, Titans quarterback Ryan Tannehill and Buffalo's Josh Allen became the fourth and fifth quarterbacks in NFL history with at least 3,800 passing yards, 33 passing touchdowns and seven rushing touchdowns in the same season. The Titans have won seven of their past nine Monday night games, including most recently their 2020 season opener at Denver.
- **WEEK 7 vs. KANSAS CITY:** On Oct. 24, the Titans and Chiefs tangle for the first time since the 2019 AFC Championship game. Prior to Kansas City's conference-clinching victory, the Titans had won their previous four games versus the Chiefs, including three wins in Kansas City. Chiefs quarterback Patrick Mahomes, the 2018 NFL MVP, passed for 4,740 yards, 38 touchdowns and six interceptions in 2020.
- **WEEK 9 at LOS ANGELES RAMS:** On Nov. 7, the Titans make their first appearance at SoFi Stadium, clashing with the Los Angeles Rams and their new veteran quarterback Matthew Stafford on Sunday Night Football. The last time the Titans franchise played a game in Los Angeles was Oct. 30, 1994 against the then-Los Angeles Raiders.
- **WEEK 10 vs. NEW ORLEANS:** New Orleans travels to Nashville for only the fourth time in the regular season (Nov. 14) but for the second time in three years. The Saints most recently visited in 2019 and were added to the Titans' 2021 home slate with the advent of the NFL's 17-game schedule.
- **WEEKS 11 & 18 vs. HOUSTON:** Titans running back Derrick Henry enters the Nov. 21 game at Nissan Stadium carrying a three-game streak with more than 200 rushing yards against the Texans. On Jan. 9, the Titans will appear in their first Week 18 contest, closing out the campaign at Houston for the third consecutive season.
- **WEEK 12 at NEW ENGLAND:** The Titans visit New England (Nov. 28) for the first time since a 2019 playoff victory at Gillette Stadium. General manager Jon Robinson and head coach Mike Vrabel return to where they spent significant portions of their scouting and playing careers, respectively.
- **WEEK 13 (BYE):** The Week 13 bye is tied for the latest Titans bye in franchise history, matching the week of their off date in 2016.
- **WEEK 15 at PITTSBURGH:** At Pittsburgh on Dec. 19, new Titans outside linebacker Bud Dupree could play his former team for the first time since headlining the Titans' 2021 unrestricted free agent signings. It will mark the 80<sup>th</sup> all-time game (regular season and postseason) between the organizations in a rivalry that dates back to 1970. No other opponent has faced the Titans/Oilers franchise as many times as the Steelers.
- **WEEK 16 vs. SAN FRANCISCO:** In a nationally-televised game on Thursday Night Football, San Francisco makes its third regular season appearance at Nissan Stadium (Dec. 23). San Francisco quarterback Trey Lance was the third-overall selection in the 2021 NFL Draft and is the former North Dakota State teammate of Titans second-round rookie tackle Dillon Radunz. It will mark the first Thursday night game for the Titans franchise against an NFC opponent (excluding Thanksgiving daytime kickoffs).
- **WEEK 17 vs. MIAMI:** The Dolphins visit Nissan Stadium (Jan. 2) for the first time since 2015. The last three meetings between the teams have taken place at Hard Rock Stadium. Titans quarterback Ryan Tannehill has not played his former team since being traded from the Dolphins to the Titans in 2019. The Dolphins made him the eighth-overall selection in the 2012 NFL Draft.

## WHAT TO LOOK FOR IN 2021



Kevin Byard enters his sixth season in 2021.

**WHAT TO LOOK FOR – TEAM**

- The Titans have had a winning record each season since general manager **Jon Robinson** arrived in 2016. After going 9-7 each year from 2016 to 2019 and then achieving an 11-5 finish in 2020, a sixth consecutive season above .500 would give the franchise its second-best all-time streak. The only previous stretch in which the club achieved at least six straight winning records was 1987 to 1993.
- The Titans can earn their third consecutive playoff berth. It would be the organization's first time doing so since a franchise-record seven consecutive playoff appearances from 1987 to 1993.

**WR A.J. BROWN**

- Needs 1,000 receiving yards and eight touchdown receptions to become the fourth player to reach the marks in each of his first three NFL seasons. He would join **John Jefferson**, **Randy Moss** and **Odell Beckham Jr.**
- Can join **Derrick Mason** (2001–2004) as the only players in franchise history to register 1,000 receiving yards in at least three consecutive seasons. Brown would be the first to accomplish the feat in his first three seasons.

**S KEVIN BYARD**

- Needs two interceptions in 2020 (18 interceptions entering the season) to become the 15th player in franchise history to reach 20 career interceptions. The most recent Titans player to do so was safety **Michael Griffin**.

**RB DERRICK HENRY**

- Needs 2,000 rushing yards to become the first player in NFL history to reach the mark in two different seasons.
- Needs 1,500 rushing yards and 15 rushing touchdowns to become the first player in NFL history to reach both marks in three consecutive seasons.
- Needs 15 rushing touchdowns to become the second player in NFL history to reach the mark in three consecutive seasons, joining **LaDainian Tomlinson** (four seasons, 2004–2007).
- Can join **Steve Van Buren** (1947–1949) as the only players in NFL history to lead the NFL in rushing yards, rushing attempts and rushing touchdowns for three consecutive seasons.
- Can become the fifth player in NFL history to win the NFL rushing title in three consecutive seasons, joining **Steve Van Buren** (1947–1949), **Jim Brown** (1957–1961, 1963–1965), **Earl Campbell** (1978-80) and **Emmitt Smith** (1991-93).
- Needs a pair of 200-yard rushing games to give him seven for his career, which would set the NFL record. He would surpass **O.J. Simpson** and **Adrian Peterson**, who each have six such performances.
- Needs 17 total touchdowns to reach 75 career touchdowns and break the franchise record held by **Eddie George** (74).

**CB JACKRABBIT JENKINS**

- Needs one interception return for a touchdown to become the eighth player in NFL history to record nine career interception return touchdowns.

**WR JULIO JONES**

- With 12,896 career receiving yards entering 2021, needs 802 receiving yards to surpass **Marvin Harrison** (13,697) for the second-most through a player's first 11 seasons in NFL history.
- Needs 95 receptions to surpass **Jerry Rice** (942) for the second-most through a player's first 11 seasons in NFL history. Jones enters 2021 with 848 career catches.
- Can become the third player in NFL history with 60 career 100-yard receiving games. He needs two such games in 2021 to join **Jerry Rice** (76) and **Randy Moss** (64). Jones ranks fourth in NFL history in 100-yard receiving games behind Rice, Moss and **Marvin Harrison** (59).

**P BRETT KERN**

- Can record his eighth total season and fifth consecutive campaign with a net punting average of at least 40.0 yards. No other punter in franchise history has had one such season.
- Can become the fourth player in franchise history to play 13 seasons for the organization, joining **Bruce Matthews** (1983–2001), **Elvin Bethea** (1968–1983) and **Brad Hopkins** (1993–2005).
- Needs 17 games in 2021 (183 career games with the Titans entering the season) to become the third player in franchise history to appear in 200 career games. He would join **Bruce Matthews** (296) and **Elvin Bethea** (210).

**GM JON ROBINSON**

- Can become the only Titans/Oilers general manager in franchise history to oversee six total winning seasons, breaking the record of five winning seasons established by **Bum Phillips** (1975, 1977–1980) and later matched by **Mike Holovak** (1989–1993).
- Can become the only Titans/Oilers general manager in franchise history to oversee six consecutive winning seasons in his first six years on the job, breaking the record set by **Mike Holovak** (1989–1993).

**QB RYAN TANNEHILL**

- Can produce his sixth career season with at least 3,000 passing yards and his third career season with at least 4,000 passing yards.
- Can become the first player in franchise history with multiple career seasons with at least 30 touchdown passes.
- Enters 2021 with a current streak of 13 consecutive regular season games with at least one touchdown pass, the sixth-longest streak in franchise annals.
- Can become the first player in franchise history to produce three consecutive seasons with a passer rating of at least 100.0 (117.5 in 2019; 106.5 in 2020). He already became the only quarterback in franchise history to have two consecutive seasons with a passer rating of 100.0 or better.
- Can join **Drew Brees** (2018-20) as the only players in NFL history with a passer rating of at least 106.0 in three consecutive seasons.

**HEAD COACH MIKE VRABEL**

- With a winning record in 2021, **Mike Vrabel** would become the only head coach in franchise history other than **Jack Pardee** (1990–1993) to begin his tenure with at least four consecutive winning campaigns. Vrabel, who arrived in 2018, already joined Pardee as the only head coaches in team annals with three consecutive seasons over .500 to begin their careers.



The Titans traded for Julio Jones in June.



## EVP/GENERAL MANAGER JON ROBINSON

[Video: Jon Robinson recaps the 2021 offseason](#)

[Robinson Talks About Trade for Julio Jones](#)

[From the Senior Bowl: Jon Robinson Looking for Titans in Mobile](#)

[Video: Titans GM Jon Robinson on Social Justice](#)

[Video: Jaimie Robinson's Work with Diabetes Nonprofit JDRF](#)

[JDRF Event a Success, with Help of Titans GM Jon Robinson](#)



**Jon Robinson** was hired as Titans general manager on Jan. 14, 2016 after spending two years as director of player personnel for the Tampa Bay Buccaneers. Nearly one year later, on Jan. 5, 2017, he was promoted to executive vice president/general manager.

In his first five seasons on the job, the Titans finished with four consecutive 9-7 records followed by an 11-5 mark in 2020. It was the first time the organization produced at least five consecutive winning seasons since a seven-year run of winning records from 1987–1993. The Titans, Seattle Seahawks and Kansas City Chiefs were the only NFL teams without a losing season from 2016 to 2020.

Robinson became only the second general manager in franchise history whose first five teams finished above the .500 mark, joining **Mike Holovak** (1989-93).

Robinson's work helped the team go from three wins in the season prior to his arrival (2015) to a divisional round playoff finish following the 2017 campaign. He became the fifth general manager in franchise history to have the team in the playoffs within his first two full seasons.

Then, in 2019, the team he constructed advanced to the AFC Championship game. It was the organization's first appearance in the conference title game in 17 seasons (2002).

In 2020, Robinson and the Titans clinched the 2020 AFC South title with an 11-5 record in the regular season, claiming their best record and first division title since going 13-3 in 2008. They did so while navigating the challenges associated with the COVID-19 pandemic.

Robinson has overseen a nearly complete overhaul of the roster during his tenure. In six drafts as general manager from 2016 to 2021, he selected 48 total players, and 23 of those players were still with the organization through the 2021 offseason. The only members of the roster who predated Robinson at that time were punter **Brett Kern** and tackle **Taylor Lewan**. During that same time period (through June 2021), he engineered 26 trades and made 12 waiver claims.

**2021:** After the NFL's new league year began in March, the Titans struck several deals with veterans in the initial days of free agency. The incoming players included Pittsburgh Steelers outside linebackers **Bud Dupree** and **Ola Adeniyi**, New Orleans Saints cornerback **Jackrabbit Jenkins**, Indianapolis Colts defensive lineman **Denico Autry**, New York Jets safety



**Matthias Farley**, Los Angeles Rams wide receiver **Josh Reynolds**, Browns tackle **Kendall Lamm** and Baltimore Ravens long snapper **Morgan Cox**.

The Titans also re-signed several of their own free agents: tight ends **Anthony Firkser** and **Geoff Swaim**, tackle **Ty Sambrailo** and inside linebacker **Jayon Brown**.

During the 2021 NFL Draft, Robinson led the selection of eight total players, beginning with Virginia Tech cornerback **Caleb Farley** with the 22nd overall selection in the first round. In the second round, the Titans chose North Dakota State tackle **Dillon Radunz**, followed by Georgia linebacker Monty Rice and Washington defensive back **Elijah Molden** in Round 3.

Perhaps the most notable transaction of the organization's 2021 offseason was the trade for wide receiver **Julio Jones** on June 9. Robinson dealt draft picks in 2022 (second round) and 2023 (fourth round) to the Atlanta Falcons in exchange for Jones and a 2023 sixth-rounder. Through 2020, Jones' average of 95.5 receiver yards per game ranked first in NFL history, and he is Atlanta's all-time career leader in receptions (848), receiving yards (12,896) and 100-yard receiving games (58).

**2020:** Early in 2020, the Titans reached an agreement on a multi-year contract to keep quarterback **Ryan Tannehill** in Tennessee. The Titans also re-signed tackle **Dennis Kelly**, who would go on to start all 16 games at right tackle.

After initially placing the franchise tag on running back **Derrick Henry**, the Titans and Henry were able to come to an agreement on a multi-year contract extension in July 2020.

Tannehill responded with 16 starts for the first time since 2015 and produced one of the best seasons of any quarterback in franchise history. He finished in the top five of several of the organization's single-season record lists with 40 total touchdowns (first), a 106.5 passer rating (second), 3,819 passing yards (third) and 33 touchdown passes (tied for second).

Robinson acquired Tannehill for the Titans in a 2019 trade with the Miami Dolphins, and in the quarterback's first two seasons with the team, he led the Titans to two playoff appearances. From the time he took over as the Titans' starter in Week 7 of 2019 through the end of 2020, Tannehill's 111.3 passer rating ranked third in the NFL behind only **Drew Brees'** 112.3 and **Aaron Rodgers'** 111.7. Tannehill's 2020 successes followed a 2019 season in which he led the NFL and set franchise records with a 117.5 passer rating and a 9.6-yard passing average. In addition to being named to his first Pro Bowl, he earned the 2019 Associated Press Comeback Player of the Year Award.

After securing his multi-year extension, Henry produced one of the greatest seasons in NFL history by a running back. He led the NFL in rushing for the second consecutive season with 2,027 rushing yards, which was only the eighth 2,000-yard rushing season in league annals, and also paced the league with 17 rushing touchdowns. He was recognized with the Associated Press Offensive Player of the Year Award.

Henry, a second-round pick by Robinson in 2016, led the Titans in rushing every season from 2017 through 2020, during which time he also led the NFL with 5,370 total rushing yards. In 2019, he won his first of two consecutive NFL rushing crowns with 1,540 yards and tied for the NFL lead with 16 rushing touchdowns.

In the 2020 NFL Draft, the Titans had six total picks, including Louisiana State cornerback **Kristian Fulton** in the second round (61st overall) and Appalachian State running back **Darrynton Evans** in the third round (93rd overall).

**2019:** Near the beginning of the 2019 free agent signing period, Robinson worked quickly to add several veterans from other teams who played key roles, including Tannehill and former Rams guard **Rodger Saffold**. Robinson also worked to re-sign safety **Kenny Vaccaro** and punter **Brett Kern**.

Then, in the 2019 NFL Draft, Robinson directed the selection of six total players, including Mississippi State defensive lineman **Jeffery Simmons** in the first round (19th overall), Ole Miss wide receiver **A.J. Brown** in the second round (51st overall) and Charlotte offensive lineman **Nate Davis** in the third round (82nd overall).

In his first two seasons, Brown led the Titans in every major receiving category, totaling 122 catches for 2,126 yards and 19 touchdowns. He became the 11th NFL player to reach 1,000 receiving yards in each of his first two NFL seasons and the first player to do so since **Michael Thomas** (2016-17). From 1970 through 2020, Brown and **Randy Moss** were the only players to post at least 120 receptions and 19 touchdown catches while averaging 17.0 yards per reception in their first two seasons. He was

named to the Pro Bowl in 2020 after totaling 70 receptions for 1,075 yards and 11 touchdowns.

As a rookie, Brown ranked first among rookies in receiving yards (1,051), tied for the rookie lead in touchdown receptions (eight) and placed fifth in receptions (52). Among all NFL players in 2019—rookies and veterans—Brown finished second in receiving average (20.2), behind only the Los Angeles Chargers' **Mike Williams** (20.4).

**2018:** The Titans' 2018 free agent class included Pro Bowl cornerback **Malcolm Butler**. In his three seasons in Tennessee, Butler played in 41 games (36 starts) and totaled nine interceptions. In early August 2018, the Titans signed Vaccaro, who went on to start 42 games over his three seasons with the club.

Robinson's 2018 draft class was comprised of four players after he used multiple trades to go up and get his targets. It included first-round linebacker **Rashaan Evans** from Alabama (22nd overall pick) and second-round outside linebacker **Harold Landry III** from Boston College (41st overall). Evans started all 32 games from 2019 to 2020, and in 2019 he led the team with 139 tackles. Landry appeared in 47 games (35 starts) in his first three seasons, and his 19.0 sacks from 2018–2020 (nine in 2019) ranked first on the team.

**2017:** During the 2017 offseason, Robinson used free agency to address needs on defense and special teams. Most notably, he spearheaded deals for cornerback **Logan Ryan** (New England) and special teams contributor and 2017 Pro Bowler **Brynden Trawick** (Oakland).

In the 2017 NFL Draft, Robinson spent first-round picks on wide receiver **Corey Davis** (fifth overall) and cornerback **Adoree' Jackson** (18th overall). It marked the first time the franchise had a pair of first-round draft selections since 1987. The Titans' 2017 draft haul also featured tight end **Jonnu Smith** in the third round and linebacker **Jayon Brown** in the fifth round.

The 2017 Titans advanced to the playoffs for the first time since 2008. Robinson became the fifth general manager in franchise history to have the team in the postseason within his first two full seasons.

**2016:** In his first year as an NFL general manager, Robinson's leadership and decision-making helped the Titans triple their win total from the previous season, finishing 9-7 in 2016 after a 3-13 finish in 2015. The six-win improvement tied for the most in franchise history (1967 and 1974) and doubled the previous club benchmark for the most wins in the first year under a new general manager (three by **Bum Phillips** in 1975).

Within the first four months at his post, Robinson pulled the trigger on several key personnel decisions. On March 9, 2016, he made his first major acquisition, swapping fourth-round draft picks with the Philadelphia Eagles in exchange for running back **DeMarco Murray**. The trade provided major dividends in 2016, as Murray led the AFC and ranked third in the NFL with 1,287 rushing yards.

Around the same time, Robinson began to work the free agent market. Center **Ben Jones** and wide receiver **Rishard Matthews** highlighted the haul, and both were instrumental in helping to transform the Titans offense into the 11th-ranked unit in the NFL.

On April 14, 2016, two weeks before the NFL Draft, Robinson and the Titans dealt the first overall pick to the Los Angeles Rams in one of the biggest trades in recent NFL history. The Titans gave up the No. 1 pick and a fourth-rounder in order to receive the 15th overall pick, two second-rounders and a third-rounder in 2016, plus the Rams' first- and third-round picks in 2017. From 1990–2015, there were seven trades involving the No. 1 overall pick, but this was the first since 2004, when the San Diego Chargers selected **Eli Manning** with the first pick and dealt his rights to the New York Giants.

The Titans had their hands at one point or another on 17 selections in the 2016 draft due to five different trades (including one trade in 2015), and in the end, they ended up with a class of 10 players, including four of the top 45 picks. Robinson swung a draft-day trade with the Cleveland Browns to move back up to the eighth slot to choose Michigan State tackle **Jack Conklin**.

All 10 members of Robinson's first draft class played in at least one game in 2016. They accumulated a total of 110 games played and 38 starts, including 16 starts at right tackle by Conklin. The eighth-overall pick capped his successful rookie campaign by being named first-team All-Pro by Associated Press.

Third-round safety **Kevin Byard** earned first-team All-Pro honors in his second campaign. He ranked second in the NFL from 2017–2020 with 18 total interceptions also was named to the Pro Bowl in 2017.

**PRIOR HISTORY:** Robinson arrived in Tennessee with a wide range of experience from working his way up on the personnel side of the NFL. From 2014–2015, he served as director of player personnel for the Buccaneers and oversaw both college and pro departments as the team rebuilt its roster. The 2015 Buccaneers draft class made a significant impact, including four rookie starters: quarterback **Jameis Winston**, tackle **Donovan Smith**, guard **Ali Marpet** and linebacker **Kwon Alexander**.

Prior to joining Tampa Bay, Robinson spent 12 years with the New England Patriots, including his last five years (2009-13) as the director of college scouting. In the five years heading up their college scouting, the Patriots added a number of key components to their roster that won the Super Bowl in 2014, including wide receiver **Julian Edelman**, defensive back **Devin McCourty**, tight end **Rob Gronkowski**, tackle **Nate Solder** and defensive end **Chandler Jones**. He joined the Patriots as an area scout in 2002, a role he served for four seasons. Robinson then spent two years (2006-07) as a regional scout, before being promoted to assistant director of college scouting in 2008 and then director of college scouting in 2009. In his time scouting for the Patriots the team won 10 division titles, four conference titles and two Super Bowls (2003, 2004).

Robinson played three years at Southeast Missouri State as a defensive lineman after starting his college career at the Air Force Academy. Following his college career as a player, he spent one season (1998) coaching at his alma mater and three years (1999-2001) coaching at Nicholls State.

A native of Union City, Tenn., Robinson and his wife, Jaimie, have two daughters, Taylor and Bailey.

**JON ROBINSON'S BACKGROUND:**

- 2017-21:** Tennessee Titans - Executive Vice President/General Manager
- 2016:** Tennessee Titans - General Manager
- 2014-15:** Tampa Bay Buccaneers - Director of Player Personnel
- 2009-13:** New England Patriots - Director of College Scouting
- 2008:** New England Patriots - Assistant Director of College Scouting
- 2006-07:** New England Patriots - Regional Scout
- 2002-05:** New England Patriots - Area Scout
- 1999-01:** Nicholls State - Assistant Coach
- 1998:** Southeast Missouri State - Assistant Coach

**FIVE YEARS, THREE PLAYOFF BERTHS**

**Jon Robinson** constructed a roster that produced five consecutive winning seasons in Robinson's first five years on the job, including 2020. The club went 9-7 in 2016, 2017, 2018 and 2019 with postseason berths following the 2017 and 2019 campaigns. Then, in 2020, the Titans finished the regular season 11-5 and won the team's first division championship since 2008.

Robinson is only the second general manager in franchise history whose first five teams finished above the .500 mark, joining **Mike Holovak** (1989-93).

He is also the second general manager in team annals who has helped guide the club to three playoff berths in his first five seasons. Holovak did so in each of his first five years.

**Most winning seasons in a general manager's first five seasons, franchise history:**

New GM	1st 5 Seasons (or fewer)	Seasons Over .500	Playoff Seasons	5-Year Total			Pct
				W	L	T	
Mike Holovak	1989-93	5	5	51	29	0	.638
<b>Jon Robinson</b>	<b>2016-20</b>	<b>5</b>	<b>3</b>	<b>46</b>	<b>33</b>	<b>0</b>	<b>.582</b>
Bum Phillips	1975-79	4	2	44	30	0	.595
Mike Reinfeldt	2007-11	3	2	46	34	0	.575
Don Suman	1961-62 (2)	2	2	21	6	1	.768
Don Klosterman	1966-69 (4)	1	2	25	28	3	.473
Floyd Reese	1994-98	0	0	33	47	0	.413
Ruston Webster	2012-15 (4)	0	0	18	46	0	.281
Ladd Herzeg	1981-85	0	0	18	55	0	.247
Sid Gillman	1973-74 (2)	0	0	8	20	0	.286
Carroll Martin	1964-65 (2)	0	0	8	20	0	.286
Frank "Pop" Ivy	1963 (1)	0	0	6	8	0	.429
John Breen	1971-72 (2)	0	0	5	22	1	.196

GAME PREVIEW

TEAM NOTES

PLAYER NOTES

MEDIA

STATISTICS

ROSTERS



## TITANS FOOTBALL ADMINISTRATION/ PLAYER PERSONNEL STAFF

Jon Robinson . . . . .	Executive Vice President/General Manager
Vin Marino . . . . .	Vice President of Football Administration
Ryan Cowden . . . . .	Vice President of Player Personnel
Monti Ossenfort . . . . .	Director of Player Personnel
Brian Gardner . . . . .	Director of Pro Scouting
Jon Salge . . . . .	Director of College Scouting
Kevin Turks . . . . .	Assistant Director of Pro Scouting
Jay Thomas . . . . .	Personnel Analyst
Mike Boni . . . . .	National Scout
Dale Thompson . . . . .	National Scout
Blaise Taylor . . . . .	Pro Scout
Brandon Taylor . . . . .	Pro Scout
Casey Callahan . . . . .	College Scout
Patrick Callaway . . . . .	College Scout
T.J. Earley . . . . .	College Scout
Matt Miller . . . . .	College Scout
Tom Roth . . . . .	College Scout
Wes Slay . . . . .	College Scout
Rob Riederer . . . . .	Pro Scouting Coordinator
Patrick Woo . . . . .	Scouting Coordinator
Mical Johnson . . . . .	Scouting Assistant
Max Curtis . . . . .	Executive Assistant to EVP & General Manager/Football Administration Coordinator
Adam Bondi . . . . .	Lead Developer of Football Technology
Matt Iammarino . . . . .	Asst. Developer, Analytical Football Research

## FIVE CONSECUTIVE WINNING SEASONS

With an 11-5 record during the 2020 regular season, the Titans recorded their fifth season with a winning record in five seasons since **Jon Robinson** was hired as general manager.

In the "Titans era" (1999–present), it marks the first time the team has had as many as three consecutive winning campaigns.

With their 2020 mark on top of their 9-7 marks every season from 2016 through 2019, the Titans built the third-longest active streak of winning seasons in the NFL.

### Most current consecutive winning seasons:

Team	Total	Seasons
1. Seattle Seahawks	9	2012–2020
2. Kansas City Chiefs	8	2013–2020
3. <b>Tennessee Titans</b>	<b>5</b>	<b>2016–2020</b>
4. New Orleans Saints	4	2017–2020
Los Angeles Rams	4	2017–2020
Baltimore Ravens	4	2017–2020

## TO THE PLAYOFFS IN YEAR 2

In January 2016, Titans controlling owner **Amy Adams Strunk** hired general manager **Jon Robinson**, who helped turn the Titans into a playoff team by his second season.

Robinson became the fifth general manager in franchise history to have the team in the playoffs within his first two full seasons.

### Titans/Oilers general managers in the playoffs within their first two full seasons:

Head Coach	First Full Season as General Manager	Postseason Berths in First Two Seasons
<b>Jon Robinson</b>	<b>2016</b>	<b>2017 (Year 2)</b>
Mike Reinfeldt	2007	2007, 2008 (Years 1 & 2)
Mike Holovak	1989	1989, 1990 (Years 1 & 2)
Don Klosterman	1966	1967 (Year 2)
Don Suman	1961	1961, 1962 (Years 1 & 2)

## UNRESTRICTED FREE AGENCY UNDER ROBINSON

### 2021

Free Agents Signed	Former Team
OLB Ola Adeniyi	Pittsburgh
DL Denico Autry	Indianapolis
LB B.J. Bello	L.A. Chargers
WR Fred Brown	Denver
DT Trevon Coley	N.Y. Jets
LS Morgan Cox	Baltimore
T Christian DiLauro	Pittsburgh
OLB Bud Dupree	Pittsburgh
S Matthias Farley	N.Y. Jets
DT Woodrow Hamilton IV	Carolina
DT Bruce Hector	Carolina
RB Brian Hill	Atlanta
CB Jackrabbit Jenkins	New Orleans
CB Kevin Johnson	Cleveland
DT Abry Jones	Jacksonville
CB Chris Jones	Minnesota
T Kendall Lamm	Cleveland
WR Kalija Lipscomb	Green Bay
CB Greg Mabin	Jacksonville
LB Justin March-Lillard	Dallas
CB Kevin Peterson	Arizona
WR Josh Reynolds	L.A. Rams

### Free Agents Lost

Free Agents Lost	New Team
OLB Jadeveon Clowney	Cleveland
WR Corey Davis	N.Y. Jets
DE Matt Dickerson	Las Vegas
G/C Jamil Douglas	Buffalo
DT DaQuan Jones	Carolina
DB Joshua Kalu	N.Y. Giants
CB Desmond King	Houston
CB Chris Milton	N.Y. Giants
TE MyCole Pruitt	San Francisco
WR Kalif Raymond	Detroit
TE Jonnu Smith	New England
CB Tye Smith	Minnesota

### 2020

Free Agents Signed	Former Team
OLB Vic Beasley Jr.	Atlanta
DB Ibraheim Campbell	Green Bay
DL Jack Crawford	Atlanta
LB Nick Dzubnar	L.A. Chargers
CB Johnathan Joseph	Houston
RB Seniorise Perry	Buffalo
T Ty Sambrailo	Atlanta

### Free Agents Lost

Free Agents Lost	New Team
T Jack Conklin	Cleveland
WR Darius Jennings	L.A. Chargers
DL Austin Johnson	N.Y. Giants
QB Marcus Mariota	Las Vegas
CB Logan Ryan	New York Giants
WR Tajaé Sharpe	Minnesota
CB LeShaun Sims	Cincinnati

### 2019

Free Agents Signed	Former Team
DL Frank Herron	New England
TE Ryan Hewitt	Indianapolis
WR Cody Hollister	New England
WR Adam Humphries	Tampa Bay
G Rodger Saffold	L.A. Rams
DL Brent Urban	Baltimore
OLB Cameron Wake	Miami

### Free Agents Lost

Free Agents Lost	New Team
TE Luke Stocker	Atlanta
G Quinton Spain	Buffalo

**2018**

<u>Free Agents Signed</u>	<u>Former Team</u>
CB Malcolm Butler	New England
WR Michael Campanaro	Baltimore
LB Will Compton	Washington
QB Blaine Gabbert	Arizona
RB Dion Lewis	New England
S Kendrick Lewis	Baltimore
DL Bennie Logan	Kansas City
G Kevin Pamphile	Tampa Bay
OL Xavier Su'a-Filo	Houston
S Kenny Vaccaro	New Orleans
WR Nick Williams	Atlanta

<u>Free Agents Lost</u>	<u>New Team</u>
DB Curtis Riley	N.Y. Giants
QB Brandon Weeden	Houston
LB Avery Williamson	N.Y. Jets
G/C Brian Schwenke	New England
WR Eric Decker	New England

**2017**

<u>Free Agents Signed</u>	<u>Former Team</u>
LB Daren Bates	Oakland
S Johnathan Cyprien	Jacksonville
WR Eric Decker	N.Y. Jets
CB Demontre Hurst	Chicago
OL Tim Lelito	New Orleans
CB Logan Ryan	New England
S Brynden Trawick	Oakland
OLB Erik Walden	Indianapolis
KR/WR Eric Weems	Atlanta
NT Sylvester Williams	Denver

<u>Free Agents Lost</u>	<u>New Team</u>
T/G Byron Bell	Dallas
CB Valentino Blake	N.Y. Giants
TE Anthony Fasano	Miami
C/G Brian Schwenke	Indianapolis (later re-signed in Tennessee)
LB Sean Spence	Indianapolis
G Chance Warmack	Philadelphia
WR Kendall Wright	Chicago

**2016**

<u>Free Agents Signed</u>	<u>Former Team</u>
CB Brice McCain	Miami
C Ben Jones	Houston
QB Matt Cassel	Dallas
WR Rishard Matthews	Miami
LB Sean Spence	Pittsburgh
CB Valentino Blake	Pittsburgh
S Rashad Johnson	Arizona

<u>Free Agents Lost</u>	<u>New Team</u>
LB Zach Brown	Buffalo
LB Steven Johnson	Pittsburgh
OL Joe Looney	Dallas
CB Coty Sensabaugh	Los Angeles



Ben Jones was signed as an unrestricted free agent in 2016.

**JON ROBINSON'S DRAFT CLASSES**

**Bold = currently on the Titans roster**  
 \* = currently on another NFL roster

**2021**

Rd.	Pick	Player	Pos.	College
1	22	<b>Caleb Farley</b>	CB	Virginia Tech
2	53	<b>Dillon Radunz</b>	T	North Dakota State
3	92	<b>Monty Rice</b>	ILB	Georgia
3	100	<b>Elijah Molden</b>	CB	Washington
4	109	<b>Dez Fitzpatrick</b>	WR	Louisville
4	135	<b>Rashad Weaver</b>	OLB	Pittsburgh
6	205	<b>Racey McMath</b>	WR	Louisiana State
6	215	<b>Brady Breeze</b>	S	Oregon

**2020**

Rd.	Pick	Player	Pos.	College
1	29	Isaiah Wilson	T	Georgia
2	61	<b>Kristian Fulton</b>	CB	Louisiana State
3	93	<b>Darrynton Evans</b>	RB	Appalachian State
5	174	<b>Larrell Murchison</b>	DL	North Carolina State
7	224	Cole McDonald	QB	Hawaii
7	243	<b>Chris Jackson</b>	DB	Marshall

**2019**

Rd.	Pick	Player	Pos.	College
1	19	<b>Jeffery Simmons</b>	DT	Mississippi State
2	51	<b>A.J. Brown</b>	WR	Mississippi
3	82	<b>Nate Davis</b>	OL	Charlotte
4	116	<b>Amani Hooker</b>	DB	Iowa
5	168	D'Andre Walker	OLB	Georgia
6	188	<b>David Long Jr.</b>	LB	West Virginia

**2018**

Rd.	Pick	Player	Pos.	College
1	22	<b>Rashaan Evans</b>	LB	Alabama
2	41	<b>Harold Landry III</b>	OLB	Boston College
5	152	<b>Dane Cruikshank</b>	DB	Arizona
6	199	Luke Falk	QB	Washington State

**2017**

Rd.	Pick	Player	Pos.	College
1	5	Corey Davis *	WR	Western Michigan
1	18	Adoree' Jackson *	CB	Southern California
3	72	Taywan Taylor *	WR	Western Kentucky
3	100	Jonnu Smith *	TE	Florida International
5	155	<b>Jayon Brown</b>	LB	UCLA
6	217	Corey Levin *	OL	Chattanooga
7	227	Josh Carraway	OLB	Texas Christian
7	236	Brad Seaton *	T	Villanova
7	241	Khalfani Muhammad	RB	California

**2016**

Rd.	Pick	Player	Pos.	College
1	8	Jack Conklin *	T	Michigan State
2	33	Kevin Dodd	OLB	Clemson
2	43	Austin Johnson *	DL	Penn State
2	45	<b>Derrick Henry</b>	RB	Alabama
3	64	<b>Kevin Byard</b>	S	Middle Tennessee St.
5	140	Tajaé Sharpe *	WR	Massachusetts
5	157	LeShaun Sims	CB	Southern Utah
6	193	Sebastian Tretola	G	Arkansas
7	222	Aaron Wallace	OLB	UCLA
7	253	Kalan Reed	CB	Southern Mississippi



## TRADES BY JON ROBINSON

### 2021 TRADES

Trade Date/Teams	Compensation	Overall	Player Selected	Note
<b>1. March 17, 2021</b>				
Tennessee Receives:	Draft Choice: Round 7, 2021	#232	(DT Phil Hoskins)	Pick originally from Atlanta; traded to Carolina
Miami Receives:	Player: T Isaiah Wilson			
	Draft Choice: Round 7, 2022			
<b>2. April 30, 2021 (Draft Day Trade)</b>				
Tennessee Receives:	Draft Choice: Round 3, 2021	#92	ILB Monty Rice	
	Draft Choice: Round 4, 2021	#135	OLB Rashad Weaver	
Green Bay Receives:	Draft Choice: Round 3, 2021	#85	WR Amari Rodgers	
<b>3. May 1, 2021 (Draft Day Trade)</b>				
Tennessee Receives:	Draft Choice: Round 4, 2021	#109	WR Dez Fitzpatrick	Pick originally from Houston
Carolina Receives:	Draft Choice: Round 4, 2021	#126	RB Chuba Hubbard	
	Draft Choice: Round 5, 2021	#166	DB Keith Taylor	Pick originally from Atlanta through Miami
	Draft Choice: Round 7, 2021	#232	DT Phil Hoskins	
<b>4. June 6, 2021</b>				
Tennessee Receives:	Player: WR Julio Jones			Conditional draft choice
	Draft Choice: Round 6, 2023			
Atlanta Receives:	Draft Choice: Round 2, 2022			
	Draft Choice: Round 4, 2023			

### 2020 TRADES

Trade Date/Teams	Compensation	Overall	Player Selected	Note
<b>1. March 19, 2020</b>				
Tennessee Receives:	Draft Choice: Round 7, 2020	#237	(CB Thakarius Keyes)	Pick originally from New England; traded to Kansas City
Denver Receives:	Player: DT Jurrell Casey			
<b>2. April 25, 2020 (Draft Day Trade)</b>				
Tennessee Receives:	Draft Choice: Round 6, 2021	#215	S Brady Breeze	Pick originally from New England through Denver
Kansas City Receives:	Draft Choice: Round 7, 2020	#237	CB Thakarius Keyes	
<b>3. Oct. 14, 2020</b>				
Tennessee Receives:	Draft Choice: Round 6, 2021	#185	(LB Nick Niemann)	Pick traded to L.A. Chargers
Jacksonville Receives:	Draft Choice: Round 7, 2021	#249	(WR Ben Skowronek)	Pick traded to L.A. Rams
	Player: OLB Kamalei Correa			
<b>4. Nov. 2, 2020</b>				
Tennessee Receives:	Player: CB Desmond King II			Pick originally from Jacksonville
L.A. Chargers Receive:	Draft Choice: Round 6, 2021	#185	LB Nick Niemann	



Ryan Tannehill was acquired in a trade in 2019.

## TRADES BY JON ROBINSON

2019 TRADES

Trade Date/Teams	Compensation	Overall	Player Selected	Note
<b>1. March 15, 2019</b>				
Tennessee Receives:	Player:		QB Ryan Tannehill	
	Draft Choice:	Round 6, 2019	#188 LB David Long	
Miami Receives:	Draft Choice:	Round 7, 2019	#233 RB Chandler Cox	
	Draft Choice:	Round 4, 2020	#135 (G Kevin Dotson)	Pick traded to Pittsburgh
<b>2. April 27, 2019 (Draft Day Trade)</b>				
Tennessee Receives:	Draft Choice:	Round 4, 2019	#116 DB Amani Hooker	Pick originally from Miami through New Orleans
	Draft Choice:	Round 5, 2019	#168 OLB D'Andre Walker	Pick originally from New Orleans
N.Y. Jets Receive:	Draft Choice:	Round 4, 2019	#121 TE Trevon Wesco	
	Draft Choice:	Round 5, 2019	#157 LB Blake Cashman	
<b>3. August 29, 2019</b>				
Tennessee Receives:	Player:		OLB Reggie Gilbert	
Green Bay Receives:	Draft Choice:	Round 6, 2020	#208 C Jake Hanson	
<b>4. August 31, 2019</b>				
Tennessee Receives:	Draft Choice:	Round 7, 2020	#224 QB Cole McDonald	
Cleveland Receives:	Player:		WR Taywan Taylor	

2018 TRADES

Trade Date/Teams	Compensation	Overall	Player Selected	Note
<b>1. April 26, 2018 (Draft Day Trade)</b>				
Tennessee Receives:	Draft Choice:	Round 1, 2018	#22 LB Rashaan Evans	Pick originally from Kansas City through Buffalo
	Draft Choice:	Round 6, 2018	#215 (C Bradley Bozeman)	Pick traded back to Baltimore
Baltimore Receives:	Draft Choice:	Round 1, 2018	#25 TE Hayden Hurst	
	Draft Choice:	Round 4, 2018	#125 (DB Avonte Maddox)	Pick traded to Philadelphia
<b>2. April 27, 2018 (Draft Day Trade)</b>				
Tennessee Receives:	Draft Choice:	Round 2, 2018	#41 OLB Harold Landry III	
Oakland Receives:	Draft Choice:	Round 2, 2018	#57 DT P.J. Hall	
	Draft Choice:	Round 3, 2018	#89 (T Joseph Noteboom)	Pick traded to L.A. Rams
<b>3. April 28, 2018 (Draft Day Trade)</b>				
Tennessee Receives:	Draft Choice:	Round 5, 2018	#152 DB Dane Cruikshank	
Baltimore Receives:	Draft Choice:	Round 5, 2018	#162 WR Jordan Lasley	
	Draft Choice:	Round 6, 2018	#215 C Bradley Bozeman	Pick originally from Baltimore
<b>4. August 28, 2018</b>				
Tennessee Receives:	Player:		LB Kamalei Correa	
Baltimore Receives:	Draft Choice:	Round 6, 2019	(DB Marcus Epps)	Pick traded to Minnesota

2017 TRADES

Trade Date/Teams	Compensation	Overall	Player Selected	Note
<b>1. April 28, 2017 (Draft Day Trade)</b>				
Tennessee Receives:	Draft Choice:	Round 3, 2017	#72 WR Taywan Taylor	Pick originally from Carolina
	Draft Choice:	Round 6, 2017	#200 (T Adam Bisnowaty)	Pick traded to N.Y. Giants; originally from Indianapolis
New England Receives:	Draft Choice:	Round 3, 2017	#83 DE Derek Rivers	
	Draft Choice:	Round 4, 2017	#124 (LB Jalen Reeves-Maybin)	Pick traded to Detroit
<b>2. April 29, 2017 (Draft Day Trade)</b>				
Tennessee Receives:	Draft Choice:	Round 5, 2017	#155 LB Jayon Brown	
Philadelphia Receives:	Draft Choice:	Round 5, 2017	#164 (G Isaac Asiata)	Pick traded to Miami
	Draft Choice:	Round 6, 2017	#214 DT Elijah Qualls	Pick originally from Atlanta
<b>3. April 29, 2017 (Draft Day Trade)</b>				
Tennessee Receives:	Draft Choice:	Round 6, 2017	#207 (DB Brandon Wilson)	Pick traded to Cincinnati
	Draft Choice:	Round 7, 2017	#241 RB Khalfani Muhammad	
N.Y. Giants Receive:	Draft Choice:	Round 6, 2017	#200 T Adam Bisnowaty	Pick originally from Indianapolis through New England



## TRADES BY JON ROBINSON

### 4. April 29, 2017 (Draft Day Trade)

Tennessee Receives:	Draft Choice:	Round 6, 2017	#217	OL Corey Levin	Compensatory pick
	Draft Choice:	Round 7, 2017	#227	OLB Josh Carraway	
Cincinnati Receives:	Draft Choice:	Round 6, 2017	#207	DB Brandon Wilson	Pick originally from N.Y. Giants

### 5. Sept. 1, 2017

Tennessee Receives:	Player:	DE David King			
Kansas City Receives:	Draft Choice:	Round 7, 2018	#243	(DB Keion Crossen)	Conditional draft choice; traded to New England

## 2016 TRADES

Trade Date/Teams	Compensation	Overall	Player Selected	Note
------------------	--------------	---------	-----------------	------

### 1. March 9, 2016

Tennessee Receives:	Player:	RB DeMarco Murray			
	Draft Choice:	Round 4, 2016	#113	(LB Nick Kwiatkoski)	Pick traded from Tennessee to Los Angeles to Chicago
Philadelphia Receives:	Draft Choice:	Round 4, 2016	#100	(QB Connor Cook)	Pick traded from Philadelphia to Cleveland to Oakland

### 2. April 14, 2016

Tennessee Receives:	Draft Choice:	Round 1, 2016	#15	(WR Corey Coleman)	Pick traded from Tennessee to Cleveland
	Draft Choice:	Round 2, 2016	#43	DL Austin Johnson	Pick originally from Philadelphia
	Draft Choice:	Round 2, 2016	#45	RB Derrick Henry	
	Draft Choice:	Round 3, 2016	#76	(T Shon Coleman)	Pick traded from Tennessee to Cleveland
	Draft Choice:	Round 1, 2017	#5	WR Corey Davis	
	Draft Choice:	Round 3, 2017	#100	TE Jonnu Smith	Compensatory pick
Los Angeles Receives:	Draft Choice:	Round 1, 2016	#1	QB Jared Goff	
	Draft Choice:	Round 4, 2016	#113	(LB Nick Kwiatkoski)	Pick originally from Philadelphia; traded from Los Angeles to Chicago
	Draft Choice:	Round 6, 2016	#177	TE Temarrick Hemingway	

### 3. April 28, 2016 (Draft Day Trade)

Tennessee Receives:	Draft Choice:	Round 1, 2016	#8	T Jack Conklin	Pick originally from Miami through Philadelphia
	Draft Choice:	Round 6, 2016	#176	(RB Andy Janovich)	Pick traded from Tennessee to Denver
Cleveland Receives:	Draft Choice:	Round 1, 2016	#15	WR Corey Coleman	Pick originally from Los Angeles
	Draft Choice:	Round 3, 2016	#76	T Shon Coleman	Pick originally from Los Angeles
	Draft Choice:	Round 2, 2017	#52	QB DeShone Kizer	

### 4. April 30, 2016 (Draft Day Trade)

Tennessee Receives:	Draft Choice:	Round 5, 2016	#157	CB LeShaun Sims	Pick originally from N.Y. Jets
	Draft Choice:	Round 7, 2016	#253	CB Kalan Reed	
Denver Receives:	Draft Choice:	Round 6, 2016	#176	RB Andy Janovich	Pick originally from Cleveland
	Draft Choice:	Round 6, 2017	#203	RB De'Angelo Henderson	

### 5. Aug. 16, 2016

Tennessee Receives:	Player:	G/T Dennis Kelly			
Philadelphia Receives:	Player:	WR Dorial Green-Beckham			



The Titans used one of their picks from a 2016 trade to select Derrick Henry.

## HEAD COACH MIKE VRABEL

[Click For Complete Online Bio](#)

[Video: Mike Vrabel and the Titans conclude the 2021 offseason program](#)

[Video: Watch "The Mike Vrabel Show"](#)

[Video: Watch Mike Vrabel's latest press conference](#)

[Video: Introducing Mike Vrabel's Second and Seven Foundation](#)

[Video: Igniting the Fire - Who is Mike Vrabel?](#)



**Mike Vrabel** was named head coach of the Titans on Jan. 20, 2018, becoming the 19th head coach in franchise history.

In 2020, the Titans made their second consecutive playoff appearance under Vrabel, who finished his third season with the organization with 31 total wins and a .596 winning percentage (31-21), including the regular season and postseason. His win total and winning percentage each tied **Jack Pardee** (31-21 from 1990 to 1992) for the best in franchise history over a head coach's first three seasons.

The Titans won the 2020 AFC South title with an 11-5 record in the regular season, claiming their best record and first division title since going 13-3 in 2008. They finished with a 5-1 record within the division and a 6-2 mark in road games, all while navigating the challenges of the COVID-19 pandemic.

The Titans led the NFL in 2020 with a plus-11 turnover differential. Their 23 takeaways ranked seventh in the NFL, while their 12 turnovers were the second-fewest in the league in 2020 and tied for the ninth-lowest number since the NFL went to a 16-game schedule in 1978.

In 2020, the Tennessee offense continued its ascent into the NFL's upper echelon. The Titans tied for second place in total offense (396.4 yards per game) and ranked fourth in scoring offense (30.7 points per game). They became the first team in NFL history to generate at least 2,500 rushing yards (2,690) and 3,500 net passing yards (3,653) while surrendering 25 or fewer sacks (25). Their 6,343 total yards and 381 first downs established franchise records, while their 491 points amounted to the organization's second-best total.

### MIKE VRABEL AT A GLANCE

- Years as Titans head coach: 4
- Years as NFL head coach: 4
- Regular season record: **29-19**
- Postseason record: **2-2**
- Overall record: **31-21**
- Regular season home record: **15-9**
- Regular season road record: **14-10**
- vs. Bears: **1-0**
- At home vs. Bears: **1-0**
- On the road vs. Bears: **0-0**
- vs. Matt Nagy: **1-0**

Mike Vrabel's Career Coaching Ledger:

Years	Team	Position
2018-21	Tennessee Titans	Head Coach
2017	Houston Texans	Defensive Coordinator
2014-16	Houston Texans	Linebackers Coach
2012-13	Ohio State University	Defensive Line Coach
2011	Ohio State University	Linebackers Coach

Mike Vrabel's Career Playing Ledger:

Years	Team	Position
2009-10	Kansas City Chiefs	Linebacker
2001-08	New England Patriots	Linebacker
1997-00	Pittsburgh Steelers	Linebacker

The 2020 Titans joined the 1997 Detroit Lions as the only teams in NFL history to feature a 2,000-yard rusher, a 3,000-yard passer and a 1,000-yard receiver. **Derrick Henry** led the NFL in rushing for the second consecutive season, and his 2,027 rushing yards gave him the fifth-best total in league history. Meanwhile, **Ryan Tannehill** passed for 3,819 yards, and his 106.5 passer rating was the fifth-best number in the NFL. **A.J. Brown** was named to the Pro Bowl after recording his second consecutive 1,000-yard season (1,075) and tying for fifth place in the NFL with 11 touchdown catches.

Situationally, Vrabel's teams fared well among the NFL leaders in his first three seasons as head coach. From 2018 to 2020, their .935 winning percentage (29-2) in regular season games in which they had a fourth-quarter lead ranked second in the NFL behind the New Orleans Saints (.974). In the same time period, the Titans had a .643 winning percentage in three-point games (9-5), good for fifth in the league. The Titans and Saints were the only clubs to win at least three overtime contests in the regular season from 2018 to 2020, and neither suffered a loss.

The Titans were called for 267 penalties from 2018 through 2020, which was the second-fewest total in the NFL. Only the New England Patriots (249) fared better.

Also from 2018 to 2020, the Titans were a top-10 team in scoring defense. They allowed opponents to score 22.4 points per game during that time period, the eighth-lowest average in the NFL.

### Titans to AFC Championship Game in Vrabel's Second Season

In 2019, Vrabel became the first head coach in the organization's history to win multiple playoff games within his first two seasons. The Titans won a pair of road games—at New England in the wild card round and at Baltimore in the divisional round—to advance to the 2019 AFC championship game, falling at Kansas City to the eventual Super Bowl champion Chiefs.

The Titans began the 2019 campaign with two wins in their first six games but rallied to win seven of their final 10 games in the regular season. From the time the NFL went to its current playoff format in 1990 through 2019, 345 teams went 2-4 or worse in their first six games of a season. From that group, the Titans became only the third team to advance to a conference championship game, joining the 2002 Titans (2-4) and the 1996 Jacksonville Jaguars (2-4).

The 2019 Titans ranked in the NFL's top 10 in scoring margin (eighth, +71), turnover margin (sixth, +6), offensive yards per play (fourth, 6.12), rushing offense (third, 138.9 yards per game), red zone efficiency (first, 75.6 percent), total touchdowns (tied for third, 54) and third-down defense (eighth, 36.3 percent).

In his first season as head coach, Vrabel directed the Titans to a 9-7 record. His nine wins tied for the fourth-highest total in franchise history by a first-year head coach.

With only 82 penalties enforced against the Titans in 2018, Vrabel's team led the NFL and set a franchise record (16-game season) for fewest penalties in a season. The 2018 Titans also placed third in points allowed (18.9 per game), eighth in total defense (333.4 yards per game), sixth in passing defense (216.9), second in red zone defense (44.7 percent touchdown rate) and seventh in rushing offense (126.4) in the league rankings.

### Background as a Player and Coach

Vrabel arrived in Tennessee with 18 years of NFL experience, including four seasons as a coach and 14 seasons as a player. His distinguished playing career included three Super Bowl wins (2001, 2003 and 2004), one Pro Bowl selection (2007) and an All-Pro honor (2007). Vrabel played in 206 NFL games and totaled 57 sacks, 496 tackles, 11 interceptions, 20 forced fumbles, nine fumble recoveries and 10 touchdown receptions. Additionally, his teams advanced to the playoffs eight times (20 postseason games), with Vrabel recording eight postseason sacks and two postseason touchdown receptions.

Vrabel joined the Titans after four seasons with the Houston Texans, spending the first three seasons (2014-16) coaching linebackers and one year (2017) as the team's defensive coordinator. During his time in Houston, the Texans built one of the best defenses in the NFL and experienced tremendous success as a team – earning two division titles (2015, 2016).

Between 2014-16, the Texans defense ranked third in the NFL in yards allowed per game (319.9) and net passing yards (218.4). Houston also ranked first in third-down defense (33.6), fourth in opponent completion



## TITANS 2021 COACHING STAFF

- Mike Vrabel ..... Head Coach
- Craig Aukerman ..... Special Teams
- Brian Bell ..... Strength & Conditioning Assistant
- Scott Booker ..... Safeties
- Shane Bowen ..... Defensive Coordinator
- Kylan Butler ..... Offensive Assistant
- Keith Carter ..... Offensive Line
- Ryan Crow ..... Outside Linebackers
- Tony Dews ..... Running Backs
- Todd Downing ..... Offensive Coordinator
- Matt Edwards ..... Assistant Special Teams
- Erik Frazier ..... Offensive Skill Assistant
- Mondray Gee ..... Strength & Conditioning Assistant
- Jim Haslett ..... Inside Linebackers
- Jason Houghtaling... Offensive Line Assistant
- Zak Kuhr ..... Inside Linebackers Assistant
- Anthony Midget ..... Secondary
- Rob Moore ..... Wide Receivers
- Pat O'Hara ..... Quarterbacks
- Frank Piraino ..... Strength and Conditioning
- Jim Schwartz ..... Senior Defensive Assistant
- Luke Steckel ..... Tight Ends
- John Streicher ..... Coordinator of Football Development
- Mike Sullivan ..... Assistant Offensive Line
- Kenechi Udeze ..... Defensive Line Assistant
- Terrell Williams ..... Defensive Line



### MOST WINS IN FIRST THREE SEASONS

In the 2020 regular season finale at Houston, **Mike Vrabel** earned his 31st win in the regular season and postseason since taking over as Titans head coach in 2018. He finished the campaign with a three-year record of 31-21, including a 2-2 mark in the playoffs.

His 31 victories tied for the three-year franchise record originally established by former Oilers coach **Jack Pardee** from 1990 to 1992.

Vrabel, Pardee and **Jerry Glanville** (1986–1988) are the only head coaches in team annals to preside over at least two playoff squads in their initial three seasons. All three of Pardee's first three teams made the postseason, while Glanville's Oilers advanced to the postseason in his second and third years.

With a 31-21 record, Vrabel's winning percentage of .596 tied Pardee for the highest mark of any head coach in franchise history who has been with the organization at least three years.

#### Most total wins in Titans/Oilers history in a head coach's first three seasons, including playoffs\*:

Coach	Seasons	Wins	Losses	Ties	Win Pct.
1. <b>Mike Vrabel</b>	<b>2018–2020</b>	<b>31</b>	<b>21</b>	<b>0</b>	<b>.596</b>
Jack Pardee	1990–1992	31	21	0	.596
3. Jerry Glanville	1986–1988	26	25	0	.510
4. O.A. "Bum" Phillips	1975–1977	23	19	0	.548
Jeff Fisher	1995–1997	23	25	0	.479
6. Mike Munchak	2011–2013	22	26	0	.458
7. Wally Lemm	1966–1968	19	23	1	.453
Mike Mularkey	2016–2017**	19	15	0	.559
9. Frank "Pop" Ivy	1962–1963**	17	12	0	.586
10. Lou Rymkus	1960–1961**	12	7	1	.625

\* Does not include interim seasons    \*\* Two total seasons

When Vrabel was hired in 2018, he joined six other head coaches who joined (or rejoined) their respective clubs in the same offseason: **Jon Gruden** (Oakland/Las Vegas Raiders), **Matt Nagy** (Chicago Bears), **Matt Patricia** (Detroit Lions), **Frank Reich** (Indianapolis Colts), **Pat Shurmur** (New York Giants) and **Steve Wilks** (Arizona Cardinals). Of those seven coaches, Vrabel had the most wins from 2018 to 2020.

Vrabel, Reich and Nagy each led their respective teams to the playoffs twice in their first three seasons.

#### Most total wins from 2018 to 2020 by head coaches hired during the 2018 offseason:

Coach	Team	Wins	Losses	Ties	Pct.	Playoff Appearances
1. <b>Mike Vrabel</b>	<b>Tennessee</b>	<b>31</b>	<b>21</b>	<b>0</b>	<b>.596</b>	<b>2</b>
2. Frank Reich	Indianapolis	29	22	0	.569	2
3. Matt Nagy	Chicago	28	22	0	.560	2
4. Jon Gruden	Las Vegas	19	29	0	.396	0
5. Matt Patricia	Detroit	13	29	1	.314	0
6. Pat Shurmur	N.Y. Giants	9	23	0	.281	0
7. Steve Wilks	Arizona	3	13	0	.188	0

percentage (59.5) and sixth in points allowed per game (19.8). The 2016 defense ranked number one in the NFL, for the first time in franchise history, in yards allowed (301.3).

In 2017, his first year as a defensive coordinator, the Texans finished the campaign with 19 players on injured reserve. Despite the injuries, Vrabel led the defense to the fifth-best third-down percentage in the NFL and a franchise-record 3.97 yards per carry by opponents. Houston also had 18 different players record at least half a sack last year and 26 players tally at least one tackle for loss.

Vrabel spent his career playing and coaching with accomplished leaders, including **Bill Belichick**, **Bill Cowher**, **Romeo Crennel**, **Urban Meyer**, **Bill O'Brien** and **Todd Haley**.

As the Texans linebackers coach from 2014-16, Vrabel developed several players into top-notch performers, including **Jadeveon Clowney** (Pro Bowl, 2016), **Whitney Mercilus**, **Benardrick McKinney** (second-team All-Pro, 2016) and **Brian Cushing**. The 2015 Texans defense had the top third-down defense in the NFL (28.5 percent), which was the lowest percentage in franchise history and the lowest by any NFL team since the 2003 Titans (27.7 percent). The 2015 defense also set a franchise mark for sacks in a season with 45 - 22.5 coming from Vrabel's linebacking corps.

Prior to joining the NFL coaching ranks, Vrabel transitioned immediately from an NFL player to college coach. He started as the linebacker coach at Ohio State in 2011 and coached the defensive line from 2012–2013. The 2012 Buckeyes finished the season undefeated at 12-0. He also was named Big Ten Recruiter of the Year by ESPN.com in 2012.

Vrabel was selected by the Pittsburgh Steelers in the third round (91st overall) of the 1997 NFL Draft, after his playing career at Ohio State, where he earned All-America honors and Big Ten Conference Defensive Lineman of the Year in both 1995 and 1996.

A native of Akron, Ohio, Vrabel attended Walsh Jesuit High School. He and his wife, Jennifer, have two sons: Tyler and Carter.

## VRABEL LEADS TITANS TO AFC TITLE GAME

Titans head coach **Mike Vrabel** became the franchise's sixth head coach in franchise annals to have the team in the playoffs within his first two full seasons.

Vrabel is the fourth head coach in Titans/Oilers history to win at least one playoff game in his first two full seasons, joining **Mike Mularkey** (2017 playoff victory), **Jack Pardee** (1991) and **Lou Rymkus** (1960 and 1961). He is the first head coach in the team's history to win multiple playoff games within his first two seasons.

**Titans/Oilers head coaches in the playoffs within their first two full seasons:**

Head Coach	1st Full Season as Head Coach	Postseason Berths in 1st 2 Seasons	Playoff Wins in 1st 2 Seasons
<b>Mike Vrabel</b>	<b>2018</b>	<b>2019 (Year 2)</b>	<b>2</b>
Mike Mularkey	2016*	2017 (Year 2)	1
Jack Pardee	1990	1990, 1991 (Years 1 & 2)	1
Wally Lemm	1966*	1967 (Year 2)	0
Frank "Pop" Ivy	1962	1962 (Year 1)	0
Lou Rymkus	1960	1960 (Year 1)	1

\* Mularkey served as interim head coach for the final nine games of the 2015 season. Lemm was the head coach for the 1961 AFL Champion Oilers after taking over as head coach for the final nine games of the season. He left the team following the season and returned in 1966.

## TITANS/OILERS HEAD COACH HISTORY

COACH	YEARS	WON	LOST	TIED	PCT.
Lou Rymkus	1960-61	12	7	1	.625
Wally Lemm	1961, 1966-70	38	40	4	.487
Frank "Pop" Ivy	1962-63	17	12	0	.586
Sammy Baugh	1964	4	10	0	.285
Hugh "Bones" Taylor	1965	4	10	0	.285
Ed Hughes	1971	4	9	1	.321
Bill Peterson	1972-73	1	18	0	.052
Sid Gillman	1973-74	8	15	0	.347
O.A. "Bum" Phillips	1975-80	59	38	0	.608
Ed Biles	1981-83	8	23	0	.258
Chuck Studley	1983	2	8	0	.200
Hugh Campbell	1984-85	8	22	0	.266
Jerry Glanville	1985-89	35	35	0	.500
Jack Pardee	1990-94	44	35	0	.556
Jeff Fisher	1994-2010	147	126	0	.538
Mike Munchak	2011-13	22	26	0	.458
Ken Whisenhunt	2014-15	3	20	0	.130
Mike Mularkey	2015-17	21	22	0	.488
<b>Mike Vrabel</b>	<b>2018-21</b>	<b>31</b>	<b>21</b>	<b>0</b>	<b>.596</b>


Records include postseason



## TITANS 2021 ASSISTANT COACHES

### SHANE BOWEN DEFENSIVE COORDINATOR

[Click For Complete Online Bio](#)



- Bowen was promoted to defensive coordinator in 2021 after spending his first three seasons with the Titans as outside linebackers coach.
- In 2020, he added defensive play-caller to his responsibilities. The Titans defense ranked seventh in the NFL with 23 takeaways, which tied for the most by a Titans defense since 2013 (25). The Titans also tallied 15 interceptions, which ranked seventh in the NFL and the most by the Titans since 2012 (19).
- In 2019, Harold Landry III (nine sacks) and Kamalei Correa (five) achieved career highs in sacks, while undrafted rookie Derick Roberson added three sacks.
- Bowen joined the Titans in 2018 after spending two seasons (2016-17) as a defensive assistant for the Houston Texans. He arrived with nine years of coaching experience.
- In 2016, Bowen was part of a Texans staff that produced the NFL's number one defense (yards allowed) for the first time in franchise history. In 2017, the defense ranked fifth in third-down defense and set a franchise record for yards per carry by opponents (3.97).
- He also served at Kennesaw State as linebackers coach (2013-15), at Ohio State as a defensive graduate assistant (2012). He began his coaching career as an assistant at Georgia Tech (2009-11).
- A native of Pickerington, Ohio, Bowen was a three-year letter winner at Georgia Tech as an outside linebacker.

### TODD DOWNING OFFENSIVE COORDINATOR

[Click For Complete Online Bio](#)



- Downing was promoted to offensive coordinator in 2021 after initially joining the Titans in 2019 as tight ends coach. He came to the team with 18 years of previous NFL coaching experience.
- From 2019 to 2020, the Titans tight ends' 21 touchdowns tied for the third-highest total in the NFL among tight end groups. Over those two seasons the Titans tight ends also produced the league's seventh-best receiving yardage total (1,915) and tied for the eighth-best reception total (170).
- Among their peers in 2020, the Titans tight end corps ranked second in total touchdowns (14), third in touchdown receptions (12), sixth in receptions (94) and ninth in receiving yards (967). Jonnu Smith tied the franchise single-season record for tight ends with eight touchdown catches, which also tied for third place in the NFL in 2020.
- In his first season with the Titans (2019), Downing helped Smith set then-career highs in receptions (35) and yards (439), while Anthony Firkser (15 games) and MyCole Pruitt (10 starts) emerged as steady contributors.
- He spent 2018 as the tight ends coach for the Minnesota Vikings, helping Pro Bowl tight end Kyle Rudolph post the second-highest reception (64) and yardage totals (634) of his career.
- Downing spent three seasons (2015-17) with the Oakland Raiders, first as quarterbacks coach and then one season as offensive coordinator. In all three seasons with the Raiders, quarterback Derek Carr earned Pro Bowl invites.
- Downing coached the quarterbacks for one season (2014) in Buffalo and spent five seasons (2009-13) with the Detroit Lions. He originally joined the Lions as an offensive quality control coach and worked his way up to quarterbacks coach for the final three seasons.
- Downing began his NFL coaching career with the Minnesota Vikings (2001-05) and then the St. Louis Rams (2006-08).
- The Minneapolis, Minn., native attended the University of Minnesota.



## TITANS 2021 ASSISTANT COACHES

### CRAIG AUKERMAN SPECIAL TEAMS

[Click For Complete Online Bio](#)


- Aukerman was promoted to special teams coach in 2018. He joined the Titans in January 2017 as the assistant special teams coach.
- In 2020, Titans punter Brett Kern's 59.5 percent (22 of 37) of punts placed inside the 20 was the best of any player with at least 30 punts in a season since 1991.
- In 2019, the Titans finished fourth in the NFL in net punting and tied for the NFL lead with four total blocked kicks. Brett Kern was named to his third consecutive Pro Bowl.
- The 2018 Titans set the NFL kickoff return average record (32.0).
- Prior to his arrival in Tennessee, he gained 17 years of coaching experience, including 10 seasons on the college level and seven years in the NFL.
- He spent four seasons (2013-16) with the San Diego Chargers working with their special teams, first as an assistant special teams coach (2013-15) and then as the special teams coordinator (2016).
- He also spent time in the NFL on the coaching staffs with the Jacksonville Jaguars (2011-12) and Denver Broncos (2010).
- In the college ranks, he coached at Findlay (2000), Miami (Ohio) (2001-02, 2005-08), Western Kentucky (2003-04), and Kent State (2009).
- Aukerman was a two-time NAIA All-American at the University of Findlay (Ohio), where he played defensive back and wide receiver from 1995-98.



### BRIAN BELL STRENGTH & CONDITIONING ASSISTANT

[Click For Complete Online Bio](#)

- Bell joined the Titans in 2018 after spending three seasons with the Houston Texans as assistant strength and conditioning coach. He was a member of back-to-back AFC South Division Championships in his first two campaigns in Houston.
- Bell was an assistant strength and conditioning coach at Penn State from 2012-13 and the head football strength and conditioning coach at his high school alma mater, DeMatha Catholic, in Hyattsville, Md., from 2011-12.
- Bell was a tight end and fullback at Kent State from 2002-06. In 2007, Bell signed with the Washington Redskins as an undrafted free agent and served on the team's practice squad.



### SCOTT BOOKER SAFETIES

[Click For Complete Online Bio](#)

- Booker joined the Titans in 2018 after spending 15 seasons in the college coaching ranks. After two seasons as a defensive assistant, he was promoted to safeties coach in 2020.
- In 2020, the Titans defense ranked seventh in the NFL with 15 interceptions, which was most by the Titans since 2012. Safety Kevin Byard led the defense and set a career high with 111 tackles.
- He spent the 2017 season as the safeties coach/special teams coordinator at Nebraska.
- Previously, Booker spent seven years (2010-16) at Notre Dame, as a tight ends/special teams coordinator (2012-16) and offensive intern (2010-11). He coached the secondary at Western Kentucky for one season (2009).
- Booker began his coaching career at his alma mater Kent State as a graduate assistant (2003-04) and secondary coach (2005-08).
- The Pittsburgh, Pa., native played collegiately at Kent State.



### KYLAN BUTLER OFFENSIVE ASSISTANT

[Click For Complete Online Bio](#)

- Butler joined the Titans for 2021 as part of the The NFL Bill Walsh Diversity Coaching Fellowship after seven years coaching at the collegiate level.
- Before arriving in Tennessee, he spent two seasons coaching wide receivers at Morehead State University. He also served as co-special teams coordinator in 2019 and was promoted to associate head coach for 2020-21. After the fall 2020 season was postponed due to the COVID-19 pandemic, Butler helped coach the team in its games during the spring of 2021.
- He spent two years at Glenville (W.Va.) State College, first as running backs coach in 2017 and then as offensive coordinator/wide receivers coach in 2018.
- Butler began his coaching career in 2014 at his alma mater, the University of Arizona, and spent three total seasons as an offensive graduate assistant.
- A native of Antioch, Calif., he appeared in 35 career games as a running back and on special teams for the Arizona Wildcats.



### KEITH CARTER OFFENSIVE LINE

[Click For Complete Online Bio](#)

- Carter joined the Titans in 2018 with 13 years of prior coaching experience, including five seasons in the NFL.
- In 2020, while using three different starting left tackles, the Titans had the NFL's second-ranked rushing offense (168.1 yards per game), and the unit's 25 sacks allowed was the sixth-best finish in the league. Derrick Henry (2,027 rushing yards) led the NFL in rushing for the second consecutive season and recorded the fifth-highest single-season rushing total in NFL history.
- In 2019, the Titans finished third in the NFL in rushing offense with Henry leading the league in rushing yards (1,540). Rookie Nate Davis started 15 consecutive games (including playoffs) at right guard.
- Prior to arriving in Tennessee, he spent three seasons with the Atlanta Falcons as running backs coach (2017) and assistant offensive line coach (2015-16). The 2016 Falcons offensive line protected NFL MVP Matt Ryan and paved the way for the NFL's fifth-best rushing attack while also winning the NFC Championship.
- He tallied two seasons as the offensive quality control coach for the Seattle Seahawks (2012-13).
- In the college ranks, Carter has experience as the offensive line/run game coach at San Jose State (2014), tight ends (2009) and offensive line coach (2010-11) at the University of San Diego, offensive line coach at University of the Redlands (2007-08), tight ends coach at Wagner College (2006) and as an undergraduate assistant at UCLA (2005).
- The Downingtown, Pa., native was a tight end, H-back and fullback at UCLA.



### RYAN CROW OUTSIDE LINEBACKERS

[Click For Complete Online Bio](#)

- Crow was promoted to outside linebackers coach in 2021 after initially joining the Titans in 2018. He arrived with seven previous seasons of coaching experience in the college ranks.
- After serving as a defensive assistant for his first two seasons with the Titans, his title was changed to assistant special teams coach in 2020.
- Crow served as a graduate assistant at Ohio State (2017) and worked primarily with linebackers.
- Crow spent three seasons at Baldwin Wallace University as offensive coordinator/offensive line coach (2015-16) and offensive line coach (2014). He also spent three seasons at Purdue as a graduate assistant working with the offensive line (2012-13) and one season as assistant strength coach (2011).
- A native of Findlay, Ohio, Crow played linebacker at Bowling Green and earned a scholarship after initially walking on.



## TITANS 2021 ASSISTANT COACHES

### TONY DEWS

#### RUNNING BACKS

[Click For Complete Online Bio](#)

- Dewes joined the Titans in 2018 with 20 previous years of coaching in the college ranks.
- In 2020, the Titans had the NFL's second-ranked rushing offense (168.1 yards per game). Derrick Henry led the NFL in rushing for the second consecutive season and produced the eighth 2,000-yard rushing season in league history. Henry's 2,027 rushing yards ranked fifth all-time for a single season.
- In 2019, the Titans finished third in the NFL in rushing offense with Henry leading the league with 1,540 rushing yards.
- In 2018, the Titans finished with the NFL's seventh-ranked rushing offense, as Henry ranked second in the AFC with 1,059 rushing yards.
- Prior to his arrival in Tennessee, Dewes coached running backs at West Virginia in 2017.
- Dewes had stints coaching wide receivers at Arizona (2012-16), tight ends at Pittsburgh (2011), wide receivers at Michigan (2008-10), wide receivers at West Virginia (2007), linebackers at UNLV (2006), special teams (2005) and tackles/tight ends (2004) at Central Michigan, defensive line at Holy Cross (2002), offensive line at California (Pa.) and defensive line at Millersville (1998). He was a graduate assistant at West Virginia from 1999-2001.
- A native of Clifton, Va., Dewes played tight end at Liberty University, where he was the team's leading receiver in both of his final two seasons.



### MONDRAY GEE

#### STRENGTH & CONDITIONING ASSISTANT

[Click For Complete Online Bio](#)

- Gee (pronounced "jee") joined the Titans in 2019 after spending nine seasons with the Seattle Seahawks (2010-18), where he served as an assistant strength and conditioning coach.
- Prior to joining the Titans, Gee accrued 19 seasons in coaching, including 18 seasons in the NFL.
- The Seahawks earned playoff berths in seven of his nine seasons there, including a Super Bowl XLVII victory following the 2013 season and an NFC title the following year.
- From 2008-09, Gee was a strength and conditioning assistant with the Green Bay Packers. His stint in Green Bay followed seven seasons (2001-07) with the Detroit Lions as a strength and conditioning assistant.
- Gee also worked at Michigan State (1996-2001), first as an intern as an undergrad and then as a strength and conditioning graduate assistant.
- He is a native of Detroit, Mich.



### MATT EDWARDS

#### ASSISTANT SPECIAL TEAMS

[Click For Complete Online Bio](#)

- Edwards joined the Titans in 2018 with 15 previous years of collegiate coaching experience.
- Edwards returns to assistant special teams coach in 2021 after holding the title for each of his first two seasons in Tennessee. He served as defensive assistant in 2020.
- He spent four seasons (2014-17) as the defensive coordinator at Tiffin University.
- Edwards served as the defensive line/special teams coordinator at Florida Atlantic (2013), the linebackers/special teams coordinator (2012) and defensive ends coach (2011) at Miami (Ohio), and seven seasons (2004-10) at Kent State primarily coaching the defensive line. Edwards began his coaching career as linebackers coach at the College of Wooster.
- A native of Cincinnati, Ohio, Edwards played linebacker and defensive end at Miami (Ohio).



### JIM HASLETT

#### INSIDE LINEBACKERS

[Click For Complete Online Bio](#)

- Haslett joined the Titans in 2020 with 24 years of NFL coaching experience and nine years of NFL playing experience.
- He arrived in Tennessee after spending three seasons (2016-18) as the linebackers coach for the Cincinnati Bengals.
- He holds the distinction as being the only person recognized as a College Football Hall of Fame member (as a player), an Associated Press NFL Defensive Rookie of the Year and an AP NFL Coach of the Year.
- His 12 total seasons as an NFL coordinator include stints with New Orleans (1996), Pittsburgh (1997-99), St. Louis (2006-08) and Washington (2010-14).
- He coached Mike Vrabel during his stint as defensive coordinator in Pittsburgh.
- His experience includes six seasons (2000-05) as the head coach for the New Orleans Saints, where he earned AP Coach of the Years honors in 2000. He also had stints as a head coach in 2008 on an interim basis with the St. Louis Rams, and for the Florida Tuskers in the United Football League in 2009.
- A Pittsburgh native, Haslett was a four-time little All-America defensive player (LB and DE) at Indiana (Pa.) University. He was a second-round draft pick by the Buffalo Bills in 1979.



### ERIK FRAZIER

#### OFFENSIVE SKILL ASSISTANT

[Click For Complete Online Bio](#)

- Erik Frazier joined the Titans in 2021 after two seasons as wide receivers coach/pass game coordinator at Montana State.
- Served as the Bill Walsh Minority Intern with the New York Giants (2019), Minnesota Vikings (2018) and Kansas City Chiefs (2017).
- Also had previous stints coaching at Delaware Valley (wide receivers, 2014; wide receivers/quarterbacks, 2015), Dayton (wide receivers, 2016), Northwestern (graduate assistant, 2017) and Western Illinois (wide receivers, 2018).
- A native of Philadelphia, Pa., he earned Division II All-America honors in 2011 as a wide receiver at Kutztown University.



### JASON HOUGHTALING

#### OFFENSIVE LINE ASSISTANT

[Click For Complete Online Bio](#)

- Houghtaling (pronounced (HO)-tail-ing) joined the Titans in 2021. He spent 2020 as offensive line coach with Colgate.
- Houghtaling spent 12 total seasons over three stints at Wagner College (2006-09, 2011-12, 2014-19), including serving as head coach for the Seahawks from 2015 to 2019.
- He also served as head coach at Hudson Valley Community College in 2010 and as the offensive coordinator at Cornell in 2013.
- A native of Windsor, N.Y., he attended Lafayette College and played defensive line before injuries ended his career. He graduated from the University of Binghamton.






## TITANS 2021 ASSISTANT COACHES

### ZAK KUHR

#### INSIDE LINEBACKERS ASSISTANT

[Click For Complete Online Bio](#)

- Kuhr joined the Titans in 2020 after a season as offensive analyst at the University of Texas in 2019.
- He spent two seasons at Texas State. In addition to coaching running backs for the Bobcats from 2017-18, he was the co-offensive coordinator in 2017 and the offensive coordinator/assistant head coach in 2018.
- He coached running backs at Rutgers in 2016.
- Following the 2013 season as a graduate assistant at Old Dominion, he spent two years at James Madison, where he coached running backs in 2014 and added co-offensive coordinator to his title in 2015.
- He interned under Urban Meyer at Ohio State from 2011 to 2012 after a two-year stint as a special teams coordinator at Edward Waters College.
- A native of Jacksonville, Fla., he attended the University of Florida.



### ANTHONY MIDGET SECONDARY

[Click For Complete Online Bio](#)

- Midget was hired by the Titans in 2020 to coach the Titans secondary. He arrived in Tennessee with 14 years of coaching experience, including six seasons (2014-19) with the Houston Texans.
- In 2020, Titans defense ranked seventh in the NFL with 15 interceptions. Cornerback Malcolm Butler's five combined interceptions in the regular season and postseason tied for fourth in the league. Safety Kevin Byard led the defense and set a career high with 111 tackles.
- From 2018-19, he was the Texans secondary coach. In 2018, the Texans finished ninth in the NFL with 15 interceptions and ranked fourth in points allowed (19.8 per game).
- He joined the Texans in 2014 as the assistant secondary coach and spent four seasons in that role before being promoted.
- Before joining the NFL, he spent one season at Penn State coaching safeties (2013) and five seasons (2008-12) at Georgia State, including his final season there as defensive coordinator.
- His college coaching career started at his alma mater as a graduate assistant at Virginia Tech (2007) after entering coaching at Lake Worth (Fla.) High School from 2003-06.
- A Florida native, Midget was a three-year starter at cornerback for Virginia Tech and was a fifth-round selection by the Atlanta Falcons in 2000.



### ROB MOORE WIDE RECEIVERS

[Click For Complete Online Bio](#)

- Moore joined the Titans in 2018 with 16 years of NFL experience as a player and coach.
- In 2020, A.J. Brown was selected to the Pro Bowl in his second year after posting 70 receptions for 1,075 yards and 11 touchdowns. Corey Davis set career highs with 984 receiving yards and five touchdowns and tied his career high with 65 catches.
- In 2019, Brown led the 2019 NFL rookie class in receiving yards (1,051), tied for the rookie lead in touchdown receptions (eight), ranked fifth among rookies in receptions (52) and ranked second among all NFL players in receiving average (20.2).
- In 2018, Corey Davis, led the offense in his second season with 65 receptions, 891 receiving yards and four touchdowns, seeing dramatic increases from his rookie campaign.
- Moore spent three seasons (2015-17) as the wide receivers coach for the Oakland Raiders and one year (2014) with the Buffalo Bills.
- During his three years in Oakland, he worked with Amari Cooper and Michael Crabtree, who totaled 435 receptions, 5,556 receiving yards and 43 touchdowns in that time.
- During his one year in Buffalo, he worked with Sammy Watkins, who set franchise records for a rookie with 65 receptions for 982 yards.
- Moore also spent time coaching at Syracuse (2010-13), Phoenix (Ariz.) Junior College (2009) and Montclair (N.J.) High School (2002-03).



- A native of Hempstead, N.Y., Moore had a 12-year NFL career playing for the New York Jets (1990-94) and Arizona Cardinals (1995-2001).

### PAT O'HARA QUARTERBACKS

[Click For Complete Online Bio](#)

- O'Hara joined the Titans in 2018 after spending three seasons (2015-17) with the Houston Texans as an offensive assistant who helped coach quarterbacks. He arrived in Tennessee with 19 previous seasons of coaching experience.
- In 2020, Ryan Tannehill ranked fifth in the NFL with a 106.5 passer rating, which was second in franchise history behind Tannehill's own 2019 record of 117.5. Tannehill produced top-five numbers on several other franchise single-season lists in 2020, including 40 total touchdowns (first), 3,819 passing yards (third), 33 touchdown passes (tied for second), 65.5 completion percentage (fourth) and 7.9 yards per attempt (tied for fifth).
- In 2019, Tannehill led the NFL in passer rating (117.5—fourth in NFL history) and passing average (9.6). Tannehill set franchise records in both categories in addition to the team's completion percentage benchmark (70.3).
- In 2018, quarterback Marcus Mariota set a then-franchise record with a 68.9 completion percentage. He also finished with a career-best average of 7.64 yards per attempt and a career-low eight interceptions.
- O'Hara spent 10 years coaching in the Arena Football League, including stints as a head coach for the Los Angeles Avengers (2009), Tri-Cities Fever (AF2, 2009), Orlando Predators (2010-11) and New Orleans Voo-Doo (2012-14).
- O'Hara was an offensive coordinator for the AFL's Tampa Bay Storm for three seasons (2005, 2007-08).
- A native of Santa Monica, Calif., O'Hara was a 10th round selection for the Tampa Bay Buccaneers in the 1991 NFL Draft.



### FRANK PIRAINO STRENGTH & CONDITIONING

[Click For Complete Online Bio](#)

- Piraino joined the Titans in 2019 after serving as head strength and conditioning coach for football at Boston College, where he spent six total seasons (2013-18).
- Piraino joined head coach Steve Addazio at Boston College after spending two seasons (2011-12) as his head strength and conditioning coach at Temple and one year as the head strength and conditioning coach for football at Marshall (2010).
- He served on the strength and conditioning staff at the University of Florida for five years (2005-09), during a stretch when Florida won a pair of national championships (2006 and 2008) under head coach Urban Meyer.
- He also spent time at Notre Dame (2004), Michigan State (2003-04) and Walsh Jesuit (Cuyahoga Falls, Ohio) High School (2000-03), as well as an internship with the Cleveland Indians (2000-01).
- Piraino graduated from the University of Akron and later earned a master's degree from Michigan State.



### JIM SCHWARTZ SENIOR DEFENSIVE ASSISTANT

[Click For Complete Online Bio](#)

- Schwartz rejoined the Titans in 2021 as senior defensive assistant. He previously spent 10 seasons with the Titans from 1999 to 2008 and was the team's defensive coordinator from 2001 to 2008.
- He has 14 years of experience as an NFL defensive coordinator and an additional five years as the head coach of the Detroit Lions (2009-13).
- From 2016 to 2020, Schwartz was the defensive coordinator with the Philadelphia Eagles. During his five seasons in Philadelphia, the Eagles ranked third in third-down defense (35.9 percent), sixth in red-zone defense (52.7 percent), third in rushing defense (99.1 yards per game) and seventh in sacks (208).



## TITANS 2021 ASSISTANT COACHES

- In 2020, the Eagles defense ranked third in the NFL with 49 sacks, and in 2019, the team led the NFL in forcing three-and-out drives (27.5 percent).
- In Philadelphia's 2017 Super Bowl winning season, he guided the Eagles to the league's best rushing defense (79.2 yards allowed), the third best third-down defense (32.2 percent) and the fourth best takeaway total (31).
- Schwartz originally joined the Titans as a defensive assistant (1999) and then linebackers/third-down package (2000) before taking the reins as defensive coordinator in 2001.
- He is a native of Baltimore, Md., and a graduate of Georgetown University.

### LUKE STECKEL

#### TIGHT ENDS

[Click For Complete Online Bio](#)

- Steckel was promoted to tight ends coach in 2021 following eight previous years with the organization.
- Steckel joined the Titans in 2013 as an assistant to the head coach and was promoted to offensive assistant the following season. He also served as assistant wide receivers coach in 2017.
- In 2020, the Titans offense ranked second overall (396.4 yards per game), second in rushing (168.1) and fourth in scoring (30.7 points per game).
- The 2019 Titans ranked third in the NFL in rushing, first in red zone efficiency and fourth in yards per play.
- He joined the Titans after spending four seasons (2009-2012) with the Cleveland Browns as the assistant to the head coach.
- He spent three seasons as a linebacker at Princeton (2004-06), where he helped lead the Tigers to an Ivy League Championship.
- He is the son of former Titans offensive coordinator Les Steckel and attended Brentwood (Tenn.) High School.



### JOHN STREICHER

#### COORDINATOR OF FOOTBALL DEVELOPMENT

[Click For Complete Online Bio](#)

- Streicher was promoted to coordinator of football development in 2020 after previously serving the team as assistant to head coach Mike Vrabel.
- Streicher joined the Titans in 2018 following two years (2016-17) as Texas State's director of football operations. There he managed the day-to-day operations of the program and oversaw recruiting under Bobcats head coach Everett Withers.
- From 2014-15, Streicher served on James Madison's football staff. He was promoted to the director of football operations and player personnel in 2015 after originally joining JMU as special assistant to the head coach.
- A native of Cincinnati, Ohio, Streicher went to James Madison after spending six seasons on the football staff at Ohio State.



### MIKE SULLIVAN

#### ASSISTANT OFFENSIVE LINE

[Click For Complete Online Bio](#)

- Sullivan joined the Titans in 2014 and has worked with the offensive line since that time.
- In 2020, Sullivan completed his seventh season with the team. While using three different starting left tackles, the Titans had the NFL's second-ranked rushing offense (168.1 yards per game), and the unit's 25 sacks allowed was the sixth-best finish in the league. Derrick Henry led the league and recorded the fifth-highest single-season rushing total in NFL history with 2,027 rushing yards.
- In 2019, the Titans finished third in the NFL in rushing offense with Henry leading the league in rushing yards (1,540). Rookie Nate Davis started 15 consecutive games (including playoffs) at right guard.
- He joined the Titans in 2014 after one season as offensive line coach for the Cleveland Browns (2013).
- Sullivan spent four seasons (2009-12) as offensive line coach for the San Diego Chargers. He had two other stints with the Browns as offensive line coach (2007-08) and assistant offensive line coach (2001-04).




- He has three seasons of college experience, as offensive line coach for Western Michigan (2005-06) and as a graduate assistant for the University of Miami (Fla.) (2000).
- Sullivan began his coaching career in 1997, spending five seasons coaching in Europe.
- A native of Chicago, Ill., Sullivan played in 48 games for the Tampa Bay Buccaneers from 1992-95.

### KENECHI UDEZE

#### DEFENSIVE LINE ASSISTANT

[Click For Complete Online Bio](#)

- Udeze joined the Titans in 2021 as defensive line assistant after spending the 2020 season as linebackers coach at Vanderbilt University.
- In 2019, he served as an analyst on the defensive staff during Louisiana State University's 2019 national championship season.
- Prior to joining LSU, Udeze served on the defensive staff at his alma mater, the University of Southern California, from 2016-18 after serving as an assistant strength and conditioning coach in 2015.
- He was an assistant defensive line coach for the Seattle Seahawks in 2012 and a minority coaching fellow for the Minnesota Vikings (2013) and the Buffalo Bills (2015). He also has coaching experience at the University of Washington (2009-11) and the University of Pittsburgh (2014).
- He was the 20th overall pick by the Minnesota Vikings in the 2004 NFL Draft and went on to play four seasons before a battle with leukemia cut his career short.
- As a defensive end for USC (2001-03), the Los Angeles native earned consensus All-America honors after leading the country with 16.5 sacks as a senior.



### TERRELL WILLIAMS

#### DEFENSIVE LINE

[Click For Complete Online Bio](#)

- Williams joined the Titans in 2018 with 20 previous years of coaching experience, including six seasons in the NFL.
- In 2020, defensive tackle Jeffery Simmons continued to emerge as one of the NFL's top young talents. Simmons ranked second on the team with 19 quarterback pressures and became the first player in the franchise's "Titans era" (since 1999) to post at least three fumble recoveries, three sacks and five passes defended in the same season.
- In 2019, Williams helped acclimate Simmons to the NFL as a first-round rookie, while veteran Jurrell Casey earned his fifth consecutive Pro Bowl berth.
- In 2018, Casey was named to the Pro Bowl after leading the defense with seven sacks. The Titans defense ranked eighth overall and third in points allowed.
- He spent three seasons coaching the defensive line with the Miami Dolphins (2015-17).
- During Williams' tenure with the Dolphins, Cameron Wake tallied 29 sacks, the eighth-highest total by a player, and Ndamukong Suh posted 15.5 sacks, the eighth-highest number of sacks among defensive tackles.
- Williams also spent three seasons coaching the defensive line with the Oakland Raiders (2012-14).
- Prior to joining the NFL coaching ranks, Williams spent time at Texas A&M (2010-11), Purdue (2006-09), Akron (2004-05), Youngstown State (2002-03), North Carolina A&T (1999-2001) and Fort Scott Community College (1998).
- A native of Los Angeles, Calif., Williams played collegiately at East Carolina as a nose tackle.





## TITANS ROSTER BREAKDOWN

Out of the 85 players on the Titans training camp roster (as of Aug. 22), there were 43 offensive players, 38 defensive players and four specialists. Forty-six players were added to the roster since the end of the 2020 campaign.

The following is a closer breakdown of the roster (as of Aug. 22, 2021):

### Years in NFL (including 2021):

14th	1
13th	0
12th	2
11th	2
10th	3
9th	3
8th	2
7th	6
6th	4
5th	5
4th	9
3rd	15
2nd	7
1st	11
Rookie	14

### By Age (roster as of Aug. 22, 2021):

20-24	32
25-28	33
29-32	15
33+	5

### By Position:

ILB	7
OLB	7
OL	16
CB	8
DL	8
WR	11
S	8
TE	6
RB/FB	7
Specialists	4
QB	3

### By Draft Round:

First Round	7
Second Round	8
Third Round	5
Fourth Round	9
Fifth Round	5
Sixth Round	2
Seventh Round	5
Undrafted	44

### States that produced the most current Titans (high school location):

**California** - 11 (Matt Barkley, Jayon Brown, Dane Cruikshank, Nick Dzubnar, Tommy Hudson, Jeremy McNichols, Daniel Munyer, Kyle Peko, David Quessenberry, Ty Sambrailo, Geoff Swaim)

**Florida** - 10 (Jamal Carter, Darrynton Evans, Derrick Henry, Chris Jackson, Jackrabbit Jenkins, Chris Jones, Wyatt Ray, Mekhi Sargent, Rashad Weaver, Nick Westbrook-Ikhine)

**North Carolina** - 8 (Denico Autry, Breon Borders, Caleb Farley, Matthias Farley, Kendall Lamm, Harold Landry III, Larrell Murchison, Anthony Rush)

### Universities that produced the most current Titans:

**Alabama** - 4 (Rashaan Evans, Derrick Henry, Miller Forristall, Julio Jones)

**Iowa** - 4 (Cole Banwart, Amani Hooker, Ross Reynolds, Mekhi Sargent)

### First-Round Draft Picks:

CB Caleb Farley (2021)
DT Jeffery Simmons (2019)
ILB Rashaan Evans (2018)
OLB Bud Dupree (2015)
T Taylor Lewan (2014)
QB Ryan Tannehill (2012)
WR Julio Jones (2011)

### Pro Bowl Seasons:

WR A.J. Brown (2020)
S Kevin Byard (2017)
RB Derrick Henry (2019-20)
CB Jackrabbit Jenkins (2016)
WR Julio Jones (2012, 2014-19)
P Brett Kern (2017-19)
T Taylor Lewan (2016-18)
LS Morgan Cox (2015-16, 2019-20)
QB Ryan Tannehill (2019)

### Drafted by the Titans: 24

### New players in 2021: 46

### Oldest player:

P Brett Kern (2/17/86)

### Youngest player:

WR Racey McMath (6/14/99)

### Tallest player:

OL Chandon Herring (6-7)
T Taylor Lewan (6-7)

### Shortest player:

WR Cameron Batson (5-8)
RB Mekhi Sargent (5-8)

## NISSAN STADIUM



In 2015, the Titans and Nissan North America announced the formation of a 20-year, exclusive naming-rights partnership that rebranded Nashville's downtown stadium as Nissan Stadium.

Nissan Stadium hosts all Titans home football games, Tennessee State University football games, the Music City Bowl, the CMA Music Festival and numerous other events.

The procurement of naming rights to Nissan Stadium fit the automotive company's 'Fewer, Bigger, Better' marketing strategy, which has included ongoing sponsorships of NBC's 'The Voice,' the Heisman House college football program and a major advertising presence in this year's Super Bowl. Nissan is also now the official automotive partner of the Tennessee Titans.

Nissan's ever-growing footprint in Tennessee includes vehicle and powertrain manufacturing facilities in Smyrna and Decherd respectively, along with its North American headquarters in Franklin.

The Nissan Smyrna Plant began operations in 1983 and employs more than 8,400 people. In 2014, the Smyrna plant assembled more than 648,000 vehicles, making it the highest volume automotive assembly plant in North America. Nissan also has a major manufacturing presence in Canton, Miss., along with research and development groups in California, Arizona and Michigan. In total, the company employs more than 22,000 employees in the U.S.

One component of the Titans-Nissan partnership is assisting charitable organizations throughout Middle Tennessee in an array of community outreach programs. A centerpiece of this is the annual "Taste of Titans" charitable event, for which Nissan serves as presenting sponsor. During the course of a 20-year relationship, a total of more than \$1 million resulting from these annual events is anticipated to be distributed to local non-profit organizations.

Nissan Stadium is a city-owned venue that has housed the Titans since 1999. The naming rights agreement includes the opportunity for Nissan branding on the exterior of the stadium, as well as stadium signage and other unique displays inside the stadium. LP Building Products held the naming rights to the stadium from 2006 until the Nissan partnership was established in 2015.

### Titans/Oilers all-time regular-season record by home venue:

Stadium	Seasons	W-L-T	Pct.
Jeppesen Stadium	1960-1964	25-11-0	.694
Rice Stadium	1965-1967	11-10-0	.524
Astrodome	1968-1996	113-103-2	.523
Liberty Bowl	1997	6-2-0	.750
Dudley Field (Vanderbilt Stadium)	1998	3-5-0	.375
<b>Nissan Stadium</b>	<b>1999-2021</b>	<b>100-76-0</b>	<b>.568</b>



## NISSAN STADIUM RECORD WHEN ...

The Titans at Nissan Stadium (1999-present):

	Games	Record	Pct.
Regular Season	176	100-76	.568
Postseason	5	2-3	.400
<b>Combined</b>	<b>181</b>	<b>102-79</b>	<b>.564</b>

Record When ...	Reg. Season	Playoffs
September	20-15	
October	23-21	
November	23-17	
December	32-22	
January	2-1	2-3
Thursday	4-3	
Friday	0-1	
Saturday	2-1	2-1
Sunday	87-68	0-2
Monday	6-3	
Tuesday	1-0	
Against own division	41-31	0-1
Against AFC	72-60	2-3
Against NFC	28-16	
Overtime games	7-6	1-0
In primetime	12-11	
Temperature 80+	7-6	
Temperature <40	8-10	1-1
Titans score 20 points	83-32	2-0
Titans score 30 points	37-6	1-0
Titans allow <20 points	64-13	1-1
Titans allow <10 points	13-0	
Titans net 300 yards	75-45	1-2
Opponents net <300 yards	48-10	1-2
Titans commit 0 turnovers	33-11	
Titans force 2 turnovers	66-23	

## WINNING AT HOME

Since the midway point of the 2016 season, the Titans have been one of the NFL's most successful teams at home. In that time, they have won 25 of their 36 games at Nissan Stadium.

In 2018, the Titans won six games and lost twice at Nissan Stadium. They followed that with a 4-4 home record in 2019.

Since the weekend of their 2016 home victory over the Jaguars (Oct. 27, 2016), the Titans' winning percentage in home games is one of the highest in the NFL.

**Highest winning percentage in home games (regular season) since Week 8 of 2016 (Oct. 27, 2016):**

Team	Wins	Losses	Ties	Win Pct
1. New England Patriots	28	8	0	.778
2. Baltimore Ravens	28	9	0	.757
3. New Orleans Saints	28	9	0	.757
4. Green Bay Packers	26	9	1	.736
5. Kansas City Chiefs	27	10	0	.730
6. Pittsburgh Steelers	26	10	0	.722
7. <b>Tennessee Titans</b>	<b>25</b>	<b>11</b>	<b>0</b>	<b>.694</b>
8. Seattle Seahawks	25	12	0	.676
9. Dallas Cowboys	24	13	0	.649
10. Philadelphia Eagles	23	13	1	.635

## TITANS/OILERS ALL-TIME RECORD

	W	L	T
<b>Regular Season:</b>	<b>451</b>	<b>475</b>	<b>6</b>
Home	258	206	2
Road	193	269	4
As Titans (1999-present)	184	168	0
As Oilers (1960-1998)	267	307	6
<b>Postseason:</b>	<b>17</b>	<b>22</b>	<b>0</b>
Home	6	6	0
Road	11	15	0
Super Bowl (XXXIV)	0	1	0
As Titans (1999-present)	8	9	0
As Oilers (1960-1998)	9	13	0

**All-time playoff appearances by the Oilers/Titans:** 1960, 1961, 1962, 1967, 1969, 1978, 1979, 1980, 1987, 1988, 1989, 1990, 1991, 1992, 1993, 1999, 2000, 2002, 2003, 2007, 2008, 2017, 2019, 2020

**All-time division titles by the Oilers/Titans:** 1960, 1961, 1962, 1967, 1991, 1993, 2000, 2002, 2008, 2020

## FIVE CONSECUTIVE WINNING SEASONS

With an 11-5 record during the 2020 regular season, the Titans recorded their fifth season with a winning record in five seasons since **Jon Robinson** was hired as general manager.

In the "Titans era" (1999–present), it marks the first time the team has had as many as three consecutive winning campaigns.

With their 2020 mark on top of their 9-7 marks every season from 2016 through 2019, the Titans built the third-longest active streak of winning seasons in the NFL.

**Most current consecutive winning seasons:**

Team	Total	Seasons
1. Seattle Seahawks	9	2012–2020
2. Kansas City Chiefs	8	2013–2020
3. <b>Tennessee Titans</b>	<b>5</b>	<b>2016–2020</b>
4. New Orleans Saints	4	2017–2020
Los Angeles Rams	4	2017–2020
Baltimore Ravens	4	2017–2020

## WINNING IN THE AFC SOUTH

From 2017 through 2020, the Titans were 16-8 in games versus AFC South opponents. Their .667 winning percentage was the best in the division during that time period.

The Titans finished the 2020 regular season with a 5-1 record in the AFC South, tying (2017) for their second-best divisional record since the formation of the AFC South in 2002.

**Best division winning percentage in the AFC South from 2017–2020:**

Team	Wins	Losses	Ties	Win %
1. <b>Tennessee Titans</b>	<b>16</b>	<b>8</b>	<b>0</b>	<b>.667</b>
2. Indianapolis Colts	13	11	0	.542
3. Houston Texans	11	13	0	.458
4. Jacksonville Jaguars	8	16	0	.333

**Best final division records for the Titans since the AFC South was formed in 2002:**

Season	Wins	Losses	Win %
1. 2002	6	0	1.000
2. <b>2020</b>	<b>5</b>	<b>1</b>	<b>.833</b>
2017	5	1	.833
3. 2008	4	2	.667
2003	4	2	.667
2006	4	2	.667
2007	4	2	.667
7. 2019	3	3	.500
2018	3	3	.500
2011	3	3	.500



## TOP OFFENSES IN 2020

The 2020 Titans ranked among the NFL leaders in total offense (yards per game), rushing offense and scoring offense (points per game).

The Titans tied for second place in total offense (396.4 yards per game), which was the franchise's highest ranking since finishing second in 1991.

### NFL's top-ranked total offenses in 2020 (yards per game):

Team	Tot Yards Per Game
1. Kansas City Chiefs	415.8
2. <b>Tennessee Titans</b>	<b>396.4</b>
Buffalo Bills	396.4
4. Minnesota Vikings	393.3
5. Green Bay Packers	389.0
6. Arizona Cardinals	384.6
7. Tampa Bay Buccaneers	384.1
8. Las Vegas Raiders	383.3
9. Los Angeles Chargers	382.1
10. Indianapolis Colts	378.1

### NFL's top-ranked rushing offenses in 2020 (yards per game):

Team	Rush Yards Per Game
1. Baltimore Ravens	191.9
2. <b>Tennessee Titans</b>	<b>168.1</b>
3. Cleveland Browns	148.4
4. New England Patriots	146.6
5. Minnesota Vikings	142.7
6. New Orleans Saints	141.6
7. Arizona Cardinals	139.8
8. Green Bay Packers	132.4
9. Philadelphia Eagles	126.7
10. Los Angeles Rams	126.1

### Most points per game in 2020:

Team	Points Per Game
1. Green Bay Packers	31.8
2. Buffalo Bills	31.3
3. Tampa Bay Buccaneers	30.8
4. <b>Tennessee Titans</b>	<b>30.7</b>
5. New Orleans Saints	30.1
6. Kansas City Chiefs	29.6
7. Baltimore Ravens	29.3
8. Seattle Seahawks	28.7
9. Indianapolis Colts	28.2
10. Las Vegas Raiders	27.1



## YARDS PER PLAY, 2019-2020

Since the start of the 2019 season, the Titans rank second in the NFL in average net yards per offensive play.

The 2019 Titans finished the season with 5,805 total yards on 949 total plays. Their average of 6.12 yards per play was the fourth-best in the NFL. They finished fourth again in 2020, averaging 6.15 yards per play (1,031 plays, 6,343 yards).

### Highest average yards per play since 2019:

Team	Yards Per Play
1. Kansas City Chiefs	6.26
2. <b>Tennessee Titans</b>	<b>6.14</b>
3. Houston Texans	6.03
4. Minnesota Vikings	5.99
Baltimore Ravens	5.99
6. Tampa Bay Buccaneers	5.95
7. Las Vegas Raiders	5.90
8. Dallas Cowboys	5.89
9. Green Bay Packers	5.85
10. San Francisco 49ers	5.84

## TOUCHDOWNS FROM 2019-2020

Since the beginning of the 2019 season, the Titans rank second in the NFL in total touchdowns scored.

In 2020, the Titans finished with 62 total touchdowns, which ranked second in the NFL and second all-time for the franchise (66 in 1961).

### Most total touchdowns from 2019 to 2020:

Team	Total Touchdowns
1. Baltimore Ravens	119
2. <b>Tennessee Titans</b>	<b>116</b>
3. Tampa Bay Buccaneers	113
4. New Orleans Saints	111
5. Green Bay Packers	110
6. Kansas City Chiefs	107
7. Seattle Seahawks	104
8. Minnesota Vikings	102
9. San Francisco 49ers	101
10. Buffalo Bills	95

## RED ZONE SUCCESS SINCE 2019

Since the start of the 2019 season, the Titans have fielded the NFL's most efficient offense in the red zone. They had 82 touchdowns in 109 possessions inside their opponent's 20-yard line from 2019-20.

During the 2019 campaign, they scored touchdowns on 75.6 percent (34 of 45) of their drives inside the opponent's 20-yard line to lead the league. That was the third-best figure in the NFL since 1991 and the highest since the 2013 Denver Broncos (76.1 percent).

In 2020, their 75.0 percent rate in the red zone (48 of 64) ranked second to the Green Bay Packers (80.0 percent).

### Top red zone offenses (touchdown percentage) from 2019-2020:

Team	Touchdowns	Drives	TD Pct.
1. <b>Tennessee Titans</b>	<b>82</b>	<b>109</b>	<b>75.2%</b>
2. Green Bay Packers	80	110	72.7%
3. Seattle Seahawks	79	116	68.1%
4. Tampa Bay Buccaneers	77	115	67.0%
5. New Orleans Saints	83	125	66.4%
6. Minnesota Vikings	76	115	66.1%
7. Cleveland Browns	68	103	66.0%
8. Baltimore Ravens	81	124	65.3%
9. Philadelphia Eagles	64	100	64.0%
10. Detroit Lions	60	95	63.2%

## RARE OFFENSIVE NUMBERS

The 2020 Titans offense produced 6,343 total yards to tie for second place in the NFL (6,653 by Kansas City). Their 26 rushing touchdowns finished second in the league (30 by New Orleans), and their 33 passing touchdowns tied for eighth place.

The Titans were the only team in 2020 and just the sixth club in NFL history to complete a season with at least 6,000 total yards, 25 rushing touchdowns and 30 passing touchdowns. They joined the 1981 San Diego Chargers, the 1998 Denver Broncos, the 2000 St. Louis Rams, the 2012 New England Patriots and the 2018 New Orleans Saints.

**Teams in NFL history with 6,000 total yards, 25 rushing touchdowns and 30 passing touchdowns:**

Team	Season	Net Yards	Rush TD	Pass TD
Tennessee Titans	2020	6,343	26	33
New Orleans Saints	2018	6,067	26	33
New England Patriots	2012	6,846	25	34
St. Louis Rams	2000	7,075	26	37
Denver Broncos	1998	6,092	26	32
San Diego Chargers	1981	6,744	26	34

## 2020 OFFENSE/FRANCHISE HISTORY

The Titans offense finished at or near the top of the franchise charts in several major single-season categories, including first downs, net yards and points scored.

**Most first downs in a season, franchise history:**

Season	1st Downs
1. 2020	381
2. 1990	376
3. 1991	353
4. 1992	339
5. 1993	330

**Most total net yards in a season, franchise history:**

Season	Net Yards
1. 2020	6,343
2. 1961	6,288
3. 1990	6,222
4. 1991	5,987
5. 2019	5,805

**Most total points in a season, franchise history:**

Season	Points Scored
1. 1961	513
2. 2020	491
3. 2003	435
4. 1988	424
5. 1990	405

## TITANS HIT TRIO OF BENCHMARKS

The 2020 Titans, who tied for second in the NFL in overall offense (396.4 yards per game), had 2,690 yards on the ground and 3,653 yards through the air for a total of 6,343 yards.

Having surrendered only 25 sacks in 16 games, the Titans ended up with their best finish since 2011 (24). They tied for sixth place in the NFL in fewest times sacked, and the number represented a 55.4 percent improvement from the 56 sacks they allowed in 2019.

Since the NFL went to a 16-game schedule in 1978, the Titans became the first team to register a season with 3,500 net passing yards and 2,500 net rushing yards while also allowing 25 or fewer sacks.

## TURNOVER DIFFERENTIAL

The Titans finished 2020 in first place in the NFL with a plus-11 turnover differential. They had a total of 23 takeaways and 12 giveaways.

**Best turnover differential in 2020:**

Team	Takeaways	Giveaways	Turnover Differential
1. Tennessee Titans	23	12	+11
2. Indianapolis Colts	25	15	+10
3. Pittsburgh Steelers	27	18	+9
New Orleans Saints	26	17	+9
Miami Dolphins	29	20	+9
6. Tampa Bay Buccaneers	25	17	+8
7. Green Bay Packers	18	11	+7
8. Kansas City Chiefs	22	16	+6
9. Cleveland Browns	21	16	+5
10. Seattle Seahawks	22	18	+4
Baltimore Ravens	22	18	+4
Buffalo Bills	26	22	+4

## 15 PLAYERS WITH A TAKEAWAY

In 2020, the Titans registered 15 interceptions and eight fumble recoveries. Fifteen different players contributed to their 23 total takeaways.

**Amani Hooker** and **Malcolm Butler** tied for the team lead with four interceptions each, while defensive tackle **Jeffery Simmons** had a team-high three defensive fumble recoveries and tied Washington's **Chase Young** for the NFL lead. Simmons was Tennessee's first player since linebacker **Brad Kassell** in 2005 to recover three opponent fumbles in a single campaign.

The Titans' count of 15 players with at least one takeaway was the highest number in the NFL.

**Most players with at least one takeaway (interception or opponent's fumble recovery) in 2020:**

Team	Players with at Least 1 Takeaway
1. Tennessee Titans	15
2. Philadelphia Eagles	14
Los Angeles Chargers	14
Washington Football Team	14
San Francisco 49ers	14
6. (seven teams tied)	13

## LEAST PENALIZED TEAMS FROM 2018-2020

Under head coach **Mike Vrabel**, who was named to his current post in 2018, the Titans have been one of the NFL's least penalized teams.

From 2018-20, the Titans were called for the second-fewest total penalties in the NFL—267 total infractions. Only the New England Patriots (249) fared better.

In 2018, the Titans were called for only 82 penalties, leading the NFL and setting a team record for the lowest number in a 16-game season (since 1978, excluding strike-shortened 1982 and 1987 seasons). They received no more than four penalties in nine of their 16 games. The previous franchise record for fewest penalties in a 16-game season was 84 by the 1983 Oilers.

**Fewest total penalties from 2018-2020:**

Team	Penalties
1. New England Patriots	249
2. Tennessee Titans	267
3. Minnesota Vikings	270
4. Miami Dolphins	274
Carolina Panthers	274
6. Los Angeles Rams	285
New York Giants	285
8. Chicago Bears	288
9. Cincinnati Bengals	290
10. Green Bay Packers	292





## 74 TOTAL PLAYERS IN 2020

In 2020, the Titans had a total of 74 players participate in at least one regular season game. It was tied for the seventh-highest total in the NFL.

Since 1993, the Titans' 74 total participants in 2020 was the most for the franchise, topping the previous mark of 70 in 2014.

**Highest total number of players participating in one or more games for the Titans/Oilers from 1993 to 2020 (regular season):**

Season	Players Appearing in a Game
1. 2020	74
2. 2014	70
3. 2019	69
4. 2012	64
5. 2015	63
2007	63

**NFL teams with the highest total number of players participating in at least one game in 2020 (regular season):**

Team	Players Appearing in a Game
1. San Francisco 49ers	84
2. Philadelphia Eagles	81
Jacksonville Jaguars	81
4. New York Jets	80
5. Denver Broncos	75
Baltimore Ravens	75
7. Tennessee Titans	74
Detroit Lions	74
9. Dallas Cowboys	73
10. Seattle Seahawks	72

## WINNING CLOSE GAMES

The Titans won their first three games of 2020 by a total of six points—a 16-14 victory at Denver followed by a 33-30 win against the Jaguars and a 31-30 win at Minnesota. They closed the season with a 41-38 win at Houston.

In 2019, with **Ryan Tannehill** piloting the offense, they earned a pair of three-point wins: 23-20 over the Los Angeles Chargers (Oct. 20) and 35-32 against the Kansas City Chiefs (Nov. 10).

Their six total wins in games decided by three points or less since the start of 2019 tied for the most in the NFL.

**Most wins in games decided by three points or less, 2019–2020:**

Team	Wins
1. Tennessee Titans	6
New Orleans Saints	6
Seattle Seahawks	6
Kansas City Chiefs	6
Houston Texans	6
6. Los Angeles Chargers	5
Detroit Lions	5
Cleveland Browns	5
9. (seven teams tied)	4

## KEY NUMBERS

### 3

Playoff seasons by the Titans since general manager **Jon Robinson** was hired in 2016.

### 4

Players in NFL history to rush for 1,500 yards and 15 touchdowns in two consecutive seasons: **Terrell Davis** (1997-98), **Shaun Alexander** (2004-05), **Larry Johnson** (2005-06) and **Derrick Henry** (2019-20).

### 5

Consecutive winning seasons for the Titans from 2016 to 2020. It is the second-longest such streak in franchise history trailing only the Oilers' seven consecutive winning records from 1987 through 1993.

### 9

Game-winning drives by **Ryan Tannehill** since he arrived in Tennessee in 2019. No quarterback has more in that time period.

### 17

Regular season games that will be played by each NFL team in 2021. The NFL made the change during the 2021 offseason to expand the regular season by one game while reducing the preseason by one contest.

### 18

Interceptions by **Kevin Byard** since 2017. He ranks second in the NFL in total interceptions during that time.

### 19

Touchdown receptions by **A.J. Brown** since he entered the NFL in 2019. It is the fifth-highest total in that time period.

### 31

Total wins, including playoffs, by **Mike Vrabel** as a head coach. Vrabel tied **Jack Pardee** (1990–1992) for the most wins in a head coach's first three seasons in franchise history.

### 40

Franchise-record combined touchdowns passing (33) and rushing (seven) by **Ryan Tannehill** in 2020.

### 90

Players allowed on NFL rosters at the outset of training camp. The number must be reduced to 85 players on Aug. 17, to 80 players on Aug. 24, and finally to 53 players on Aug. 31.

### 95.5

Career receiving yards per game by new Titans wide receiver **Julio Jones**, who ranks first in NFL history in the category.

### 111.3

Passer rating by **Ryan Tannehill** since Week 7 of 2019, when he became the Titans starting quarterback. He ranks third in the NFL in the category during that time behind **Drew Brees** (112.3; retired) and **Aaron Rodgers** (111.7).

### 396.4

Yards per game in 2020 by the Titans, who tied with the Buffalo Bills for the NFL's second-ranked offense. Only the Kansas City Chiefs (415.8) averaged more yards per contest.

### 2,027

Rushing yards in 2020 by **Derrick Henry**, which ranked fifth in NFL history for a single season.



# TITANS QUARTERBACKS

No.	Name	Ht	Wt	Exp	College
14	Barkley, Matt	6-2	234	9	Southern California
17	Tannehill, Ryan	6-4	217	10	Texas A&M
5	Woodside, Logan	6-1	213	2	Toledo

## #17 • QB RYAN TANNEHILL

6-4, 207, 10th Year (3rd with Titans), Texas A&M  
[Click for complete bio](#)



Quarterback **Ryan Tannehill** is in his 10th NFL season and his third campaign with the Titans in 2021.

After receiving a multi-year contract extension during the 2020 offseason, Tannehill responded with 16 starts for the first time since 2015 and produced one of the best seasons of any quarterback in franchise history. A Titans team captain for the first time, his statistics finished in the top five of several of the organization's single-season record lists, including 40 total touchdowns (first), a 106.5 passer rating (second), 3,819 passing yards (third), 33 touchdown passes (tied for second), 65.5 completion percentage (fourth) and 7.9 yards per attempt (tied for fifth).

Tannehill and Buffalo's **Josh Allen** became the fourth and fifth quarterbacks in NFL history with at least 3,800 passing yards, 33 passing touchdowns and seven rushing touchdowns in the same season. Only **Cam Newton** (2015), **Daunte Culpepper** (2000) and **Steve Young** (1994) had done so previously.

From 2019 to 2020, Tannehill built an 18-8 record as a starter in the regular season and led the Titans to two playoff appearances, including an appearance in the 2019 AFC championship game. He was the team's first quarterback since **Steve McNair** in 2002 and 2003 to start playoff games in back-to-back seasons.

From the time he took over as the Titans' starter in Week 7 of 2019 through the 2020 campaign, Tannehill's 111.3 passer rating ranked third in the NFL behind only **Drew Brees'** 112.3 and **Aaron Rodgers'** 111.7. Among qualifiers, Tannehill became the fourth player in NFL history with a passer rating of at least 106.0 in consecutive seasons, joining Brees (2018-20), **Russell Wilson** (2018-19) and Rodgers (2011-12).

In 2019, Tannehill set single-season franchise records and led the NFL with a 117.5 passer rating and a passing average of 9.6 yards per attempt. His passer rating was the fourth-highest figure in NFL history among qualifiers. Additionally, he set a club record and placed third in the NFL with a 70.3 completion percentage.

Tannehill was named AFC Offensive Player of the Month for December 2019 and was named to his first career Pro Bowl. He also won the Associated Press Comeback Player of the Year Award.

Originally a first-round selection (eighth overall) by the Miami Dolphins in the 2012 NFL Draft, Tannehill was acquired by the Titans in a trade with the Dolphins on March 15, 2019. The Titans sent a 2019 seventh-round pick and a 2020 fourth-round selection to Miami in exchange for Tannehill and a 2019 sixth-rounder.

Over his seven seasons in Miami, he started 88 games, threw for 20,434 yards and 123 touchdowns, and rushed for 1,210 yards and six scores. When he left Miami, he ranked second in franchise history behind **Chad Pennington** in both career completion percentage (62.8) and career passer rating (87.0). He authored 13 game-winning drives for the Dolphins.

From 2012 through 2015, Tannehill's passing yardage total—15,460 yards—was the third highest mark in NFL history for a player's first four seasons, behind only **Peyton Manning** and **Dan Marino**. Tannehill's two 4,000-yard passing seasons (2015 and 2014) were the only ones recorded by a Dolphins quarterback other than Marino (six times). The Dolphins reached the playoffs in 2016, breaking an eight-year postseason drought.

A native of Big Spring, Texas, Tannehill attended Texas A&M, where he earned honorable mention All-America honors as a senior. He played both quarterback and wide receiver, passing for 5,450 yards and 42 touchdowns and adding 112 receptions for 1,596 yards and 10 scores.

## 2020 NFL PASSING LEADERS

**Ryan Tannehill** finished among the 2020 NFL passing leaders in several categories.

### Highest passer rating in 2020 (qualifiers only):

Player	Team	Passer Rating
1. Aaron Rodgers	Green Bay Packers	121.5
2. Deshaun Watson	Houston Texans	112.4
3. Patrick Mahomes	Kansas City Chiefs	108.2
4. Josh Allen	Buffalo Bills	107.2
5. <b>Ryan Tannehill</b>	<b>Tennessee Titans</b>	<b>106.5</b>
6. Drew Brees	New Orleans Saints	106.4
7. Russell Wilson	Seattle Seahawks	105.1
8. Kirk Cousins	Minnesota Vikings	105.0
9. Tom Brady	Tampa Bay Buccaneers	102.2
10. Derek Carr	Las Vegas Raiders	101.4

### Most touchdown passes in 2020:

Player	Team	TD Passes
1. Aaron Rodgers	Green Bay Packers	48
2. Russell Wilson	Seattle Seahawks	40
Tom Brady	Tampa Bay Buccaneers	40
4. Patrick Mahomes	Kansas City Chiefs	38
5. Josh Allen	Buffalo Bills	37
6. Kirk Cousins	Minnesota Vikings	35
7. <b>Ryan Tannehill</b>	<b>Tennessee Titans</b>	<b>33</b>
Deshaun Watson	Houston Texans	33
Ben Roethlisberger	Pittsburgh Steelers	33
10. Justin Herbert	Los Angeles Chargers	31

### Highest passing average in 2020 (yards per attempt):

Player	Team	Yards/Att
1. Deshaun Watson	Houston Texans	8.9
2. Kirk Cousins	Minnesota Vikings	8.3
3. Aaron Rodgers	Green Bay Packers	8.2
4. Patrick Mahomes	Kansas City Chiefs	8.1
5. Josh Allen	Buffalo Bills	7.9
<b>Ryan Tannehill</b>	<b>Tennessee Titans</b>	<b>7.9</b>
Derek Carr	Las Vegas Raiders	7.9
8. Ryan Fitzpatrick	Miami Dolphins	7.8
9. Matthew Stafford	Detroit Lions	7.7
Philip Rivers	Indianapolis Colts	7.7

### Highest touchdown-to-interception ratio in 2020:

Player	Team	TDs per INT
1. Aaron Rodgers	Green Bay Packers	9.60
2. Patrick Mahomes	Kansas City Chiefs	6.33
3. <b>Ryan Tannehill</b>	<b>Tennessee Titans</b>	<b>4.71</b>
Deshaun Watson	Houston Texans	4.71
5. Drew Brees	New Orleans Saints	4.00
6. Josh Allen	Buffalo Bills	3.70
7. Tom Brady	Tampa Bay Buccaneers	3.33
8. Ben Roethlisberger	Pittsburgh Steelers	3.30
9. Baker Mayfield	Cleveland Browns	3.25
10. Gardner Minshew	Jacksonville Jaguars	3.20





## SINGLE-SEASON FRANCHISE RECORDS

Ryan Tannehill enjoyed one of the finest statistical passing seasons of any quarterback in Titans/Oilers franchise history in 2020. He concluded the season ranked among the franchise greats in several passing categories, including yards and touchdowns.

Prior to 2020, Tannehill's 2019 totals included 2,742 yards, 22 touchdowns and six interceptions on 201-of-286 passing. His passer rating of 117.5 ranked first in the NFL and was one of three major single-season passing records he set for the franchise. He also established new benchmarks for completion percentage (70.3) and passing average (9.6).

### Single-season passing yardage leaders, franchise history:

Player	Season	Pass Yards
1. Warren Moon	1991	4,690
2. Warren Moon	1990	4,689
3. <b>Ryan Tannehill</b>	<b>2020</b>	<b>3,819</b>
4. Warren Moon	1989	3,631
5. Matt Hasselbeck	2011	3,571

### Single-season touchdown pass leaders, franchise history:

Player	Season	TD Passes
1. George Blanda	1961	36
2. <b>Ryan Tannehill</b>	<b>2020</b>	<b>33</b>
Warren Moon	1990	33
4. George Blanda	1962	27
5. Marcus Mariota	2016	26

### Single-season passer rating leaders, franchise history:

Player	Season	Rating
1. <b>Ryan Tannehill</b>	<b>2019</b>	<b>117.5</b>
2. <b>Ryan Tannehill</b>	<b>2020</b>	<b>106.5</b>
3. Steve McNair	2003	100.4
4. Warren Moon	1990	96.8
5. Marcus Mariota	2016	95.6

### Single-season completion percentage leaders, franchise history:

Player	Season	Comp Pct
1. <b>Ryan Tannehill</b>	<b>2019</b>	<b>70.3</b>
2. Marcus Mariota	2018	68.9
3. Cody Carlson	1992	65.6
4. <b>Ryan Tannehill</b>	<b>2020</b>	<b>65.5</b>
5. Warren Moon	1992	64.7

### Single-season passing average leaders (yards per attempt), franchise history:

Player	Season	Yards/Att
1. <b>Ryan Tannehill</b>	<b>2019</b>	<b>9.6</b>
2. George Blanda	1961	9.2
3. Steve McNair	2003	8.0
Warren Moon	1990	8.0
5. <b>Ryan Tannehill</b>	<b>2020</b>	<b>7.9</b>
Warren Moon	1988	7.9

### Single-season combined passing and rushing touchdown leaders, franchise history:

Player	Season	Pass + Rush TD
1. <b>Ryan Tannehill</b>	<b>2020</b>	<b>40</b>
2. George Blanda	1961	36
3. Warren Moon	1990	35
4. Steve McNair	2003	28
Marcus Mariota	2016	28
George Blanda	1960	28

## TANNEHILL'S CAREER 300-YARD PASSING GAMES

Date	Opp	W/L	Att	Cmp	Pct	Yds	TD	Int	Rtg
9/30/12	at Arizona	L	41	26	63.4	431	1	2	86.5
12/21/14	Minnesota	W	47	35	74.5	396	4	1	118.7
12/8/19	at Oakland	W	27	21	77.8	391	3	1	140.4
12/6/20	Cleveland	L	45	29	64.4	389	3	1	104.8
9/18/16	at New England	L	45	32	71.1	387	2	2	93.5
10/18/20	Houston	W	41	30	73.2	366	4	1	122.6
9/20/15	at Jacksonville	L	44	30	68.2	359	2	0	108.0
11/29/15	at N.Y. Jets	L	58	33	56.9	351	3	1	84.8
1/3/16	New England	W	38	25	65.8	350	2	0	112.8
12/14/14	at New England	L	47	29	61.7	346	1	2	73.5
11/3/19	at Carolina	L	39	27	69.2	331	1	2	82.3
12/1/13	at N.Y. Jets	W	43	28	65.1	331	2	1	94.2
12/27/15	Indianapolis	L	38	26	68.4	329	0	1	84.2
9/27/20	at Minnesota	W	37	23	62.2	321	0	1	78.8
9/25/16	Cleveland	W	39	25	64.1	319	3	2	93.9
9/15/13	at Indianapolis	W	34	23	67.6	319	1	0	107.4
10/20/19	L.A. Chargers	W	29	23	79.3	312	2	1	120.1
12/15/13	New England	W	37	25	67.6	312	3	0	120.6
11/24/13	Carolina	L	42	28	66.7	310	1	1	86.4
11/8/15	at Buffalo	L	35	26	74.3	307	0	0	100.5
10/6/13	Baltimore	L	40	21	52.5	307	1	0	86.1
10/29/15	at New England	L	44	28	63.6	300	0	2	64.6

## A NEW START

Since **Ryan Tannehill's** first start with the Titans, which took place Oct. 20, 2019 against the Los Angeles Chargers, he has been one of the NFL's passing leaders in several categories. He ranks third in the NFL in that time period in passer rating.

### Highest passer rating since Ryan Tannehill became the Titans starter in Week 7 of 2019 (minimum 224 attempts):

Player	Att	Cmp	Pct	Yds	TD	Int	Rating
1. Drew Brees	720	521	72.4	5,513	49	8	112.3
2. Aaron Rodgers	876	588	67.1	6,711	66	7	111.7
3. <b>Ryan Tannehill</b>	<b>751</b>	<b>503</b>	<b>67.0</b>	<b>6,417</b>	<b>55</b>	<b>12</b>	<b>111.3</b>
4. Lamar Jackson	582	380	65.3	4,377	51	10	109.9
5. Kirk Cousins	805	548	68.1	6,494	52	16	105.7
6. Patrick Mahomes	842	562	66.7	6,667	50	10	105.5
7. Deshaun Watson	838	575	68.6	7,031	47	16	105.0
8. Derek Carr	869	591	68.0	7,040	42	14	101.9
9. Russell Wilson	885	588	66.4	6,618	57	18	101.6
Josh Allen	870	565	64.9	6,511	52	12	101.6





## TEAM SINGLE-GAME PASSER RATING

On Dec. 20, 2020, **Ryan Tannehill** recorded at 145.8 passer rating against the Detroit Lions. It qualified as the seventh best single-game passer rating in franchise history (minimum 20 attempts) and was Tannehill's second-highest passer rating in a qualifying game (155.3 vs. Oakland on Sept. 23, 2018).

On Sept. 20, 2020, Tannehill posted a 145.7 passer rating against the Jacksonville Jaguars that at the time ranked seventh in team history.

**Highest single-game passer ratings in franchise history (min. 20 attempts):**

Player	Opp	Date	Att	Cmp	Yds	TD	Int	Rtg
1. Chris Chandler	at Cin	9/24/95	26	23	352	4	0	158.3
2. Marcus Mariota	GB	11/13/16	26	19	295	4	0	149.8
3. Marcus Mariota	Jax	10/27/16	22	18	270	2	0	148.1
4. Marcus Mariota	at Hou	11/26/18	23	22	303	2	0	147.7
5. Steve McNair	Hou	10/12/03	27	18	421	3	0	146.8
6. Warren Moon	at Cle	11/18/90	32	24	322	5	0	146.1
7. <b>Ryan Tannehill</b>	<b>Det</b>	<b>12/20/20</b>	<b>27</b>	<b>21</b>	<b>273</b>	<b>3</b>	<b>0</b>	<b>145.8</b>
8. <b>Ryan Tannehill</b>	<b>Jax</b>	<b>9/20/20</b>	<b>24</b>	<b>18</b>	<b>239</b>	<b>4</b>	<b>0</b>	<b>145.7</b>
9. Warren Moon	Buf	11/26/90	22	16	300	2	0	145.1
10. Chris Chandler	Den	11/26/95	26	18	280	3	0	143.1

## LEADING VETERAN QBS ON NEW TEAMS

In 2019, **Ryan Tannehill** set a new standard for veteran quarterbacks in their first year with a new team. Tannehill, who was acquired in a trade after seven years with the Miami Dolphins, had a passer rating of 117.5. No quarterback has ever finished with a passer rating that high in his first season with a new team after playing at least one year with another team.

**Brett Favre** held the distinction until 2019. In 2009, Favre's 107.2 passer rating with the Minnesota Vikings became the best figure in league annals by a veteran in his first campaign with a new club.

**Highest passer rating in a veteran's first season with a new team:**

Player	Season	New Team	Former Team	Rating
1. <b>Ryan Tannehill</b>	<b>2019</b>	<b>Tennessee</b>	<b>Miami</b>	<b>117.5</b>
2. Brett Favre	2009	Minnesota	N.Y. Jets	107.2
3. Peyton Manning	2012	Denver	Indianapolis	105.8
4. Vinny Testaverde	1998	N.Y. Jets	Baltimore	101.6
5. Kirk Cousins	2018	Minnesota	Washington	99.7
6. Tyrod Taylor	2015	Buffalo	Baltimore	99.4
7. Sam Bradford	2016	Minnesota	Philadelphia	99.3
8. Len Dawson	1962	Dallas Texans	Cleveland	98.3
Case Keenum	2017	Minnesota	L.A. Rams	98.3
10. Brian Griese	2004	Tampa Bay	Miami	97.5

## 2019 NFL PASSING LEADERS

**Ryan Tannehill** led the NFL in 2019 with a 117.5 passer rating and a 9.6-yard passing average. He also placed third in completion percentage (70.3) and second in touchdown percentage (7.7).

Tannehill became the organization's only quarterback other than **Steve McNair** in 2003 to lead the NFL in passer rating. New Orleans' **Drew Brees** finished in second place behind Tannehill with a 116.3 passer rating.

**Highest passer rating in 2019 (qualifiers only):**

Player	Team	Passer Rating
1. <b>Ryan Tannehill</b>	<b>Tennessee Titans</b>	<b>117.5</b>
2. Drew Brees	New Orleans Saints	116.3
3. Lamar Jackson	Baltimore Ravens	113.3
4. Kirk Cousins	Minnesota Vikings	107.4
5. Russell Wilson	Seattle Seahawks	106.3
6. Matthew Stafford	Detroit Lions	106.0
7. Patrick Mahomes	Kansas City Chiefs	105.3
8. Jimmy Garoppolo	San Francisco 49ers	102.0
9. Derek Carr	Oakland Raiders	100.8
10. Dak Prescott	Dallas Cowboys	99.7

**Highest completion percentage in 2019 (qualifiers only):**

Player	Team	Comp. Pct.
1. Drew Brees	New Orleans Saints	74.3
2. Derek Carr	Oakland Raiders	70.4
3. <b>Ryan Tannehill</b>	<b>Tennessee Titans</b>	<b>70.3</b>
4. Kirk Cousins	Minnesota Vikings	69.1
Jimmy Garoppolo	San Francisco 49ers	69.1
6. Deshaun Watson	Houston Texans	67.3
7. Matt Ryan	Atlanta Falcons	66.2
8. Russell Wilson	Seattle Seahawks	66.1
Lamar Jackson	Baltimore Ravens	66.1
10. Philip Rivers	Los Angeles Chargers	66.0

**Highest passing average in 2019 (yards per attempt; qualifiers only):**

Player	Team	Yards/Att.
1. <b>Ryan Tannehill</b>	<b>Tennessee Titans</b>	<b>9.6</b>
2. Matthew Stafford	Detroit Lions	8.6
3. Jimmy Garoppolo	San Francisco 49ers	8.4
4. Patrick Mahomes	Kansas City Chiefs	8.3
5. Dak Prescott	Dallas Cowboys	8.2
Jameis Winston	Tampa Bay Buccaneers	8.2
7. Kirk Cousins	Minnesota Vikings	8.1
8. Russell Wilson	Seattle Seahawks	8.0
9. Derek Carr	Oakland Raiders	7.9
Drew Brees	New Orleans Saints	7.9

**Highest touchdown percentage in 2019 (qualifiers only):**

Player	Team	TD Pct.
1. Lamar Jackson	Baltimore Ravens	9.0
2. <b>Ryan Tannehill</b>	<b>Tennessee Titans</b>	<b>7.7</b>
3. Drew Brees	New Orleans Saints	7.1
4. Matthew Stafford	Detroit Lions	6.5
5. Russell Wilson	Seattle Seahawks	6.0
6. Kirk Cousins	Minnesota Vikings	5.9
7. Jimmy Garoppolo	San Francisco 49ers	5.7
8. Patrick Mahomes	Kansas City Chiefs	5.4
9. Jameis Winston	Tampa Bay Buccaneers	5.3
Deshaun Watson	Houston Texans	5.3

## RYAN TANNEHILL'S STARTING RECORD WHEN ...

Record When Tannehill	Regular Season			Playoffs	
	2020	2019-20	Career	2020	Career
Starts at quarterback	11-5	18-8	60-54	0-1	2-2
Starts vs. division opponents	5-1	8-2	21-21	0-0	0-0
Passes for 300 or more yards	2-1	4-2	10-12	0-0	0-0
Completes 1 or more TD passes	10-5	17-8	54-39	0-1	2-2
Completes 2 or more TD passes	8-3	15-5	42-17	0-0	1-1
Completes 3 or more TD passes	4-1	6-2	17-5	0-0	0-0
Starts and passes for no INTs	8-2	13-3	38-18	0-0	1-1
Completes 70.0% of his passes	6-0	10-0	29-5	0-0	0-0
Has a passer rating of 80.0+	10-4	17-7	54-27	0-1	1-1
Has a passer rating of 90.0+	10-3	17-5	49-13	0-0	1-1
Has a passer rating of 100.0+	9-2	16-3	34-7	0-0	1-1
Sacked 0 times	1-0	3-0	6-3	0-0	0-0
Rushes for 1 or more TDs	4-1	5-3	7-7	0-0	1-0
Rushes for 2 or more TDs	2-0	3-0	3-0	0-0	0-0
Rushes and Passes for 1 TD	4-1	5-3	6-4	0-0	1-0

## RYAN TANNEHILL'S GAME-WINNING DRIVES

In his NFL career, quarterback **Ryan Tannehill** has led 22 game-winning drives in the fourth quarter or overtime, including the regular season and postseason. That includes three games in 2019, his first season with the Titans: a 23-20 win against the Los Angeles Chargers in his first start with the team (10/20), a 27-23 victory against the Tampa Bay Buccaneers (10/27) and a 35-32 win against the Kansas City Chiefs (11/10). He had and NFL-high six game-winning drives in 2020— at Denver (9/14), against Jacksonville (9/20), at Minnesota (9/27), against Houston (10/18), at Baltimore (11/22) and at Houston (1/3).

Per the Elias Sports Bureau, a game-winning drive is defined as when a quarterback's team scores on an offensive possession to put the team ahead (whether tied or from behind) for good in the fourth quarter or overtime.

### Ryan Tannehill's game-winning drives:

Date/Opp.	Largest 4th Qtr Deficit/Tie	Score of Drive	Drive Start	Tannehill's Drive Stats (Att-Cmp-Yds, TD, Rushing)	Drive Totals	Drive End	Game-Winning Scoring Play	Final Score
<b>Dolphins Career:</b>								
11/25/12 at Sea	14-21	21-21	1:32	4-3-51, 0 TD, 1 rush for 15 yds	7-65-1:32	0:00	D. Carpenter 43-yard FG	24-21
9/22/13 vs. Atl	20-23	20-23	4:46	12-9-69, 1 TD, 0 rushes	13-75-4:08	0:38	Tannehill 1-yard pass to D. Sims	27-23
12/8/13 at Pit	24-28	24-28	4:31	3-3-25, 1 TD, 0 rushes	4-80-1:38	2:53	Tannehill 12-yard pass to C. Clay	34-28
12/15/13 vs. NE	17-20	17-20	4:07	8-6-66, 1 TD, 0 rushes	9-60-2:52	1:15	Tannehill 14-yard pass to M. Thigpen	24-20
12/1/14 at NYJ	6-13	13-13	5:42	5-4-43, 0 TD, 0 rushes	9-57-3:45	1:57	C. Sturgis 26-yard FG	16-13
11/15/14 at Phi	13-16	13-16	3:09 (3rd Q)	3-3-62, 1 TD, 0 rushes	7-87-3:14	14:55	Tannehill 4-yard pass to J. Landry	20-19
1/3/16 vs. NE	10-10	10-10	9:50	4-4-77, 1 TD, 0 rushes	6-82-2:52	6:58	Tannehill 2-yard pass to J. Cameron	20-10
9/25/16 vs. Cle	24-24	24-24	9:39 (OT)	1-1-32, 0 TD, 0 rushes	3-44-1:13	8:26	J. Ajayi 11-yard run	30-24
10/23/16 vs. Buf	14-17	14-17	7:45	1-1-18, 0 TD, 0 rushes	6-64-3:49	3:56	D. Williams 12-yard run	28-25
11/20/16 at LAR	0-10	7-10	2:11	5-5-53, 1 TD, 0 rushes	7-75-1:35	0:36	Tannehill 9-yard pass to D. Parker	14-10
9/23/18 vs. Oak	14-17	14-17	8:06	0-0-0, 0 TD, 1 rush for 18 yds	2-70-0:48	7:18	A. Wilson end around 52-yard pass to J. Grant	28-20
12/2/18 vs. Buf	14-17	14-17	12:00	3-3-25, 1 TD, 0 rushes	6-75-3:18	8:42	Tannehill 13-yard pass to K. Stillis	21-17
12/9/18 vs. NE	28-33	28-33	0:07	1-1-69, 1 TD, 0 rushes	1-69-0:07	0:00	K. Drake 69-yard pass play by R. Tannehill	34-33
<b>Titans Career:</b>								
10/20/19 vs. LAC	10-10	10-10	5:20 (3rd Q)	8-6-76, 1 TD, 1 rush for 2 yds	14-85-7:09	13:11	Tannehill 5-yard pass to T. Sharpe	23-20
10/27/19 vs. TB	20-23	20-23	13:49	11-9-85, 1 TD, 0 rushes	12-90-6:54	6:55	Tannehill 8-yard pass to A. Brown	27-23
11/10/19 vs. KC	20-29	27-32	1:21	3-2-43, 1 TD, 1 rush for 18 yds	4-61-0:58	14:37	Tannehill 23-yard pass to A. Humphries	35-32
9/14/20 at Den	13-14	13-14	3:05	7-5-40, 0 TD, 0 rushes	12-83-2:48	0:17	Gostkowski 25-yard FG	16-14
9/20/20 vs. Jax	30-30	30-30	3:29	2-4-10, 0 TD, 0 rushes	8-29-1:53	1:36	Gostkowski 49-yard FG	33-30
9/27/20 at Min	25-30	28-30	3:42	4-5-34, 0 TD, 0 rushes	9-44-1:58	1:44	Gostkowski 55-yard FG	31-30
10/18/20 vs. Hou	29-36	36-36	10:00 (OT)	2-2-55, 0 TD, 0 rushes	6-82-3:30	6:30	Henry 5-yard run	42-36
11/22/20 at Bal	13-21	24-24	7:58 (OT)	3-3-36, 0 TD, 0 rushes	6-73-2:37	5:21	Henry 29-yard run	30-24
1/3/21 at Hou	31-35	38-38	0:18	1-1-52, 0 TD, 0 rushes	3-56-0:18	0:00	Sloman 37-yard FG	41-38

## BAUGH, MONTANA & TANNEHILL

During the 2019 season, Titans quarterback **Ryan Tannehill** accomplished a statistical feat only reached previously by a pair of Pro Football Hall of Fame quarterbacks.

Tannehill's season statistics included a 70.3 completion percentage and an average of 9.6 yards per passing attempt.

In the history of the NFL, only two previous qualifying passers have enjoyed a season in which they completed at least 70.0 percent of their passes and averaged at least 9.0 yards per attempt: **Sammy Baugh** and **Joe Montana**.

Montana led the San Francisco 49ers to a Super Bowl XXIV title and won the NFL MVP award following a 1989 season in which he completed 70.2 percent of his passes (271 of 386) and averaged 9.1 yards per attempt (3,521 yards).

Baugh directed the Washington Redskins to the NFL Championship game in 1945, while completing 70.3 percent of his passes (128 of 182) and averaging 9.2 yards per attempt (1,669 yards).

**Players in NFL history (through 2019) with a completion rate of at least 70.0 percent and a passing average of at least 9.0 yards per attempt (qualifiers only):**

Player	Team	Year	Comp %	Yards/Att
<b>Ryan Tannehill</b>	<b>Tennessee</b>	<b>2019</b>	<b>70.3</b>	<b>9.6</b>
Joe Montana	San Francisco	1989	70.2	9.1
Sammy Baugh	Washington	1945	70.3	9.2

## SINGLE-SEASON NFL LEADERS

**Ryan Tannehill** established the fourth-highest single-season passer rating in NFL history in 2019. His 117.5 passer rating is surpassed in league annals by only **Aaron Rodgers'** 122.5 passer rating in 2011, **Peyton Manning's** 121.1 in 2004 and **Nick Foles'** 119.2 in 2013.

Meanwhile, his 9.6-yard passing average tied for eighth in NFL annals.

### NFL all-time single-season passer rating leaders (through 2019):

Player	Team	Season	Rating
1. Aaron Rodgers	Green Bay Packers	2011	122.5
2. Peyton Manning	Indianapolis Colts	2004	121.1
3. Nick Foles	Philadelphia Eagles	2013	119.2
<b>4. Ryan Tannehill</b>	<b>Tennessee Titans</b>	<b>2019</b>	<b>117.5</b>
5. Tom Brady	New England Patriots	2007	117.2
6. Matt Ryan	Atlanta Falcons	2016	117.1
7. Drew Brees	New Orleans Saints	2019	116.3
8. Drew Brees	New Orleans Saints	2018	115.7
9. Peyton Manning	Denver Broncos	2013	115.1
10. Patrick Mahomes	Kansas City Chiefs	2018	113.8

### NFL all-time single-season passing average leaders (through 2019):

Player	Team	Season	Yds/Att	
1. Sid Luckman	Chicago Bears	1943	10.9	
2. Otto Graham	Cleveland Browns	1953	10.6	
3. Otto Graham	Cleveland Browns	1947	10.2	
4. Norm Van Brocklin	Los Angeles Rams	1954	10.1	
5. Ed Brown	Chicago Bears	1956	9.9	
	Kurt Warner	St. Louis Rams	2000	9.9
7. Otto Graham	Cleveland Browns	1949	9.8	
8. Chris Chandler	Atlanta Falcons	1998	9.6	
	Ryan Fitzpatrick	Tampa Bay Buccaneers	2018	9.6
<b>Ryan Tannehill</b>	<b>Tennessee Titans</b>	<b>2019</b>	<b>9.6</b>	



## GAMES WITH A 130 PASSER RATING

During the 2019 campaign, **Ryan Tannehill** produced a streak of four consecutive games with a passer rating greater than 130. The run included a 133.9 passer rating against the Kansas City Chiefs (Nov. 10), a 155.8 against the Jacksonville Jaguars (Nov. 24), a 131.2 at the Indianapolis Colts (Dec. 1) and a 140.4 at the Oakland Raiders (Dec. 8).

In franchise history, no quarterback prior to Tannehill had ever produced four consecutive starts with a passer rating of 130 or better (minimum 10 attempts per game). **Marcus Mariota** (2016) was the most recent of six Titans/Oilers signal callers to do so for three games before Tannehill.

**Most consecutive games in a single season with a 130 passer rating, franchise history (minimum 10 attempts each game):**

Player	Dates	Games
1. <b>Ryan Tannehill</b>	<b>Nov. 10–Dec. 8, 2019</b>	<b>4</b>
2. <b>Marcus Mariota</b>	Nov. 13–Nov. 27, 2016	3
<b>Ryan Fitzpatrick</b>	Nov. 10–Nov. 24, 2013	3
<b>Steve McNair</b>	Dec. 2–Dec. 16, 2001	3
<b>Warren Moon</b>	Oct. 22–Nov. 5, 1989	3
<b>Dan Pastorini</b>	Nov. 11–Nov. 22, 1979	3
<b>George Blanda</b>	Dec. 3–Dec. 17, 1961	3

Tannehill joined **Russell Wilson** (2015) and **John Hadl** (1973) as the only players in NFL history to register four consecutive games with a minimum of 10 pass attempts and a passer rating of at least 130.

**Most consecutive games in a single season with a 130 passer rating, NFL history (through 2019; minimum 10 attempts each game):**

Player	Team	Dates	Games
1. <b>Ryan Tannehill</b>	<b>Tennessee</b>	<b>Nov. 10–Dec. 8, 2019</b>	<b>4</b>
<b>Russell Wilson</b>	Seattle	Nov. 22–Dec. 13, 2015	4
<b>John Hadl</b>	L.A. Rams	Sept. 16–Oct. 7, 1973	4
4. (several tied)			3

Tannehill registered a total of six single-game passer ratings of 130 or greater in only 10 starts during the 2019 regular season. He tied Wilson with the most such performances in 2019 and also tied for the most by any NFL starting quarterback in any season since 1960. Green Bay's **Aaron Rodgers** (2011) and Dallas' **Tony Romo** (2014) are the only other quarterbacks to accomplish the feat.

In franchise history, former Oilers quarterback **Chris Chandler** previously had the most season games with a 130-plus passer rating, with four in 1995.

**Most starts by a quarterback with a passer rating of 130.0 or greater, 1960–2019:**

Player	Season	Team	Games
1. <b>Ryan Tannehill</b>	<b>2019</b>	<b>Tennessee Titans</b>	<b>6</b>
<b>Russell Wilson</b>	2019	Seattle Seahawks	6
<b>Tony Romo</b>	2014	Dallas Cowboys	6
<b>Aaron Rodgers</b>	2011	Green Bay Packers	6
5. (seven tied)			5

## MOST TD PASSES IN A POSTSEASON

During the 2019 playoffs, **Ryan Tannehill** completed at least one touchdown pass in all three of the team's games and totaled five touchdown passes. Tannehill tied **Warren Moon's** 1991 franchise record for the most touchdown passes in a single postseason.

**Most touchdown passes in a single postseason, franchise history:**

Player	Season	TD Passes
1. <b>Ryan Tannehill</b>	<b>2019</b>	<b>5</b>
<b>Warren Moon</b>	1991	5
3. <b>Marcus Mariota</b>	2017	4
<b>Warren Moon</b>	1992	4
<b>Dan Pastorini</b>	1978	4
6. <b>Steve McNair</b>	2002	3
<b>George Blanda</b>	1960	3

## 2 TD PASSES W/ LESS THAN 2 INTS

To end the 2019 regular season, **Ryan Tannehill** completed multiple touchdown passes for seven consecutive games, one game shy of **Marcus Mariota's** 2016 franchise record of eight consecutive games with multiple touchdown passes.

However, Tannehill did establish a franchise benchmark in his final seven contests for most consecutive games with multiple touchdown passes and fewer than two interceptions. Over those seven games, he had two total interceptions—one each on Dec. 8 (at Oakland) and Dec. 15 (vs. Houston)—to go along with 19 touchdown passes and a 129.8 passer rating.

**Most consecutive games in a season in franchise history with multiple touchdown passes and fewer than two interceptions:**

Player	Season	Consec. Games
1. <b>Ryan Tannehill</b>	<b>2019</b>	<b>7</b>
2. <b>Ryan Tannehill</b>	<b>2020</b>	<b>5</b>
3. <b>Marcus Mariota</b>	2016	4
<b>Warren Moon</b>	1990	4
4. (multiple tied)		3

Tannehill's streak was the best in the NFL in 2019. **Drew Brees**, **Kirk Cousins** and **Jacoby Brissett** had runs of four consecutive games with multiple touchdown passes and fewer than two interceptions, tying for second.

**Most consecutive games in 2019 with multiple touchdown passes and fewer than two interceptions:**

Player	Team	Consec. Games
1. <b>Ryan Tannehill</b>	<b>Tennessee Titans</b>	<b>7</b>
2. <b>Drew Brees</b>	New Orleans Saints	4
<b>Kirk Cousins</b>	Minnesota Vikings	4
<b>Jacoby Brissett</b>	Indianapolis Colts	4
5. (several tied)		3





# TITANS RUNNING BACKS

No.	Name	Ht	Wt	Exp	College
41	Blasingame, Khari	6-0	233	3	Vanderbilt
44	Carter, Tory	6-0	229	R	Louisiana State
32	Evans, Darrynton	5-10	203	2	Appalachian State
22	Henry, Derrick	6-3	247	6	Alabama
25	Hill, Brian	6-1	219	5	Wyoming
28	McNichols, Jeremy	5-9	205	2	Boise State
38	Sargent, Mekhi	5-8	208	R	Iowa

## #22 • RB DERRICK HENRY

6-3, 247, 6th Year, Alabama  
[Click for complete bio](#)



Running back **Derrick Henry** is in his sixth NFL season in 2021. He was selected by the Titans with the 45th overall pick in the second round of the 2016 NFL Draft.

Henry was named the Associated Press NFL Offensive Player of the Year in 2020 after an historic campaign in which he totaled 378 rushing attempts for 2,027 yards and 17 touchdowns. His rushing yardage total established a new franchise record and led the NFL. As the eighth player in NFL annals to hit the 2,000-yard mark, his 2,027 yards finished fifth on the all-time single-season rushing charts. He was honored with his second consecutive Pro Bowl, named first-team Associated Press All-Pro, and won the FedEx Ground Player of the Year Award for the second consecutive year.

Henry was a first-time team captain in 2020. He started all 16 regular season games for the first time and became the first player since **LaDainian Tomlinson** (2006-07) to lead the NFL in rushing yards in consecutive years. He was the first player in more than 50 years to lead the league in rushing yards, attempts and rushing touchdowns in consecutive seasons and the fifth player ever to do so. The most recent prior to him was Cleveland's **Leroy Kelly** from 1967 to 1968.

Henry's 17 rushing touchdowns in 2020 set a career high and finished as the second-best total in franchise history behind **Earl Campbell's** 19 rushing touchdowns in 1979.

In 2019, Henry was named to his first Pro Bowl and added second-team Associated Press All-Pro honors after leading the NFL in rushing. In 15 games, he totaled 1,540 yards on 303 carries (5.1 avg.), joining **Billy Cannon** (AFL, 1961), **Campbell** (1978-80) and **Chris Johnson** (2009) as the only running backs in franchise history to lead their respective leagues in rushing. At the time, Henry's single-season total ranked fourth in franchise annals behind Johnson's 2009 total (2,006) and Campbell's 1979 (1,697) and 1980 (1,934) performances.

With 16 rushing touchdowns in 2019, Henry tied for the NFL lead (**Aaron Jones**). Adding his two receiving touchdowns, his 18 total touchdowns were third in the NFL and tied for second in franchise annals (19 by Campbell in 1979; 18 by **Bill Groman** in 1961).

Henry's performance late in the 2019 season was instrumental in the team's run to the AFC championship game. Over the final six games of the regular season plus three playoff appearances, Henry registered seven 100-yard games. During a three-game stretch (Dec. 29 at Houston, Jan. 4 at New England and Jan. 11 at Baltimore), he became the first player in NFL history to rush for at least 180 yards in three consecutive regular season and/or postseason games.

Henry authored his first career 1,000-yard season in 2018 and the 28th 1,000-yard rushing season in franchise history, totaling 1,059 yards and 12 touchdowns on 215 carries—all then-career highs.

His 2018 rushing yardage ranked second in the AFC to **Joe Mixon's** 1,168 yards, and he finished seventh in the NFL. Henry's 12 rushing touchdowns tied **James Connor** for third place in the NFL behind **Todd Gurley** (17) and **Alvin Kamara** (14).

Henry was named AFC Offensive Player of the Month for December 2018. His 625 rushing yards in the month were the most by any NFL player in any month during the season.

Against the Jacksonville Jaguars on Dec. 6, 2018, Henry recorded one of the greatest single games in franchise history in front of a national

television audience. He broke Johnson's single-game franchise record (228) with 238 rushing yards, including a 99-yard touchdown run. He joined **Tony Dorsett** as the only two players in NFL history to rush for a 99-yard score.

In 2017, Henry shared time in the Titans backfield with **DeMarco Murray**. Henry led the team with 744 rushing yards on 176 carries, and he added 11 receptions for 136 yards and a touchdown. His five rushing touchdowns tied for second on the club.

As a rookie in 2016, Henry played in 15 games with one start, splitting reps in the backfield with Murray. He carried the ball 110 times for 490 yards and five touchdowns and added 137 yards on 13 receptions. Henry became the third rookie for the franchise in the "Titans era" to score at least five touchdowns in a season, joining **Vince Young** (seven rushing touchdowns in 2006) and Johnson (nine rushing and one receiving in 2008).

The Heisman Trophy winner played three seasons (2013–2015) at the University of Alabama, where he set numerous school and SEC records while helping his team win a National Championship in 2015. He played in 39 games and totaled 602 carries for 3,591 yards and 42 rushing touchdowns and added 285 yards on 17 career receptions with three receiving scores. During Alabama's victory over Clemson in the 2016 College Football Playoff National Championship, he broke **Shaun Alexander's** record for most career rushing yards in Alabama history.

In his final collegiate season, Henry rushed for an Alabama and Southeastern Conference record 2,219 yards, which led the nation and ranked fifth in FBS history. He recorded 100-yard rushing games 10 times and had four 200-yard games during the season. His 28 rushing touchdowns were a national best and an SEC record, snapping **Tim Tebow** and **Tre Mason's** old mark of 23. In addition to the Heisman, he also won the Doak Walker Award, Walter Camp Award and Maxwell Award, among a multitude of other honors.

Henry is a native of Yulee, Fla.

### Henry's 2021 Preseason Statistics:

Year	GP	GS	Att	Yds	Avg	Lg	TD	Rec	Yds	Avg	Lg	TD
2021	0	0	0	0	-	-	0	0	0	-	-	0

### Henry's Career Regular Season Statistics:

Year	GP	GS	Att	Yds	Avg	Lg	TD	Rec	Yds	Avg	Lg	TD
2016	15	2	110	490	4.5	22	5	13	137	10.5	29	0
2017	16	2	176	744	4.2	75t	5	11	136	12.4	66t	1
2018	16	12	215	1,059	4.9	99t	12	15	99	6.6	21	0
2019	15	15	303	1,540	5.1	74t	16	18	206	11.4	75t	2
2020	16	16	378	2,027	5.4	94t	17	19	114	6.0	53	0
<b>Totals</b>	<b>78</b>	<b>47</b>	<b>1,182</b>	<b>5,860</b>	<b>5.0</b>	<b>99t</b>	<b>55</b>	<b>76</b>	<b>692</b>	<b>9.1</b>	<b>75t</b>	<b>3</b>

### Henry's Career Postseason Statistics:

Year	GP	GS	Att	Yds	Avg	Lg	TD	Rec	Yds	Avg	Lg	TD
2017	2	2	35	184	5.3	35t	1	5	56	11.2	29	0
2019	3	3	83	446	5.4	66	2	5	21	4.2	22	0
2020	1	1	18	40	2.2	8	0	3	11	3.7	7	0
<b>Totals</b>	<b>6</b>	<b>6</b>	<b>136</b>	<b>670</b>	<b>4.9</b>	<b>66</b>	<b>3</b>	<b>13</b>	<b>88</b>	<b>6.8</b>	<b>29</b>	<b>0</b>





**Henry's Regular Season Single-Game Highs:**

- Rushing Attempts** - 34 at Houston (1/3/21)
- Rushing Yards** - 250 at Houston (1/3/21)
- Long Rush** - 99t vs. Jacksonville (12/6/18)
- Rushing Touchdowns** - 4 vs. Jacksonville (12/6/18)
- Receptions** - 4 vs. Jacksonville (10/27/16)
- Receiving Yards** - 75 at Cleveland (9/8/19)
- Long Reception** - 75t at Cleveland (9/8/19)
- Receiving Touchdowns** - 1 (Three times, last at Carolina, 11/3/19)

**Henry's Playoff Single-Game Highs:**

- Rushing Attempts** - 34 at New England (1/4/20)
- Rushing Yards** - 195 at Baltimore (1/11/20)
- Long Rush** - 66 at Baltimore (1/11/20)
- Rushing Touchdowns** - 1 (Three times, last at Kansas City, 1/19/20)
- Receptions** - 3 (Twice, last vs. Baltimore, 1/10/21)
- Receiving Yards** - 35 at Kansas City (1/6/18)
- Long Reception** - 29 at Kansas City (1/6/18)
- Receiving Touchdowns** - (none)

**2020 NFL RUSHING LEADERS**

Titans running back **Derrick Henry** won the NFL's 2020 rushing title with 2,027 yards in 2020, outdistancing the next-closest competitor by 470 yards (1,557 by **Dalvin Cook**).

Henry became the first player to lead the NFL in rushing in consecutive seasons since **LaDainian Tomlinson** in 2006 and 2007. Since the 1970 AFL-NFL merger, Henry is the eighth different player to lead the league in rushing in back-to-back seasons. The list includes Tomlinson, **O.J. Simpson** (1972-73, 1975-76), **Earl Campbell** (1978-80), **Eric Dickerson** (1983-84), **Emmitt Smith** (1991-93), **Barry Sanders** (1996-97) and **Edgerrin James** (1999-2000).

**NFL rushing yardage leaders in 2020:**

Player	Team	Rushing Yards
1. <b>Derrick Henry</b>	<b>Tennessee Titans</b>	<b>2,027</b>
2. Dalvin Cook	Minnesota Vikings	1,557
3. Jonathan Taylor	Indianapolis Colts	1,169
4. Aaron Jones	Green Bay Packers	1,104
5. James Robinson	Jacksonville Jaguars	1,070
6. David Montgomery	Chicago Bears	1,070
7. Nick Chubb	Cleveland Browns	1,067
8. Josh Jacobs	Las Vegas Raiders	1,065
9. Lamar Jackson	Baltimore Ravens	1,005
10. Melvin Gordon	Denver Broncos	986

Henry also led the NFL with 17 rushing touchdowns in 2020. The total was tied for the second most in the NFL in a 10-year span (2011-20). In that time, only **LeGarrette Blount** (18 in 2016) had more than Henry, **Todd Gurley** (17 in 2018) and **LeSean McCoy** (17 in 2011).

**NFL rushing touchdown leaders in 2020:**

Player	Team	Rushing TDs
1. <b>Derrick Henry</b>	<b>Tennessee Titans</b>	<b>17</b>
2. Alvin Kamara	New Orleans Saints	16
Dalvin Cook	Minnesota Vikings	16
4. Josh Jacobs	Las Vegas Raiders	12
Cam Newton	New England Patriots	12
Nick Chubb	Cleveland Browns	12
7. Jonathan Taylor	Indianapolis Colts	11
Antonio Gibson	Washington Football Team	11
Kyler Murray	Arizona Cardinals	11
10. Kenyan Drake	Arizona Cardinals	10

**THE 2,000-YARD CLUB**

**Derrick Henry** was the eighth player in NFL history to reach the 2,000-yard rushing mark in a season. His 2,027 yards rank fifth all-time.

**All-time NFL single-season rushing leaders:**

Player	Team	Season	Rushing Yards
1. Eric Dickerson	Los Angeles Rams	1984	2,105
2. Adrian Peterson	Minnesota Vikings	2012	2,097
3. Jamal Lewis	Baltimore Ravens	2003	2,066
4. Barry Sanders	Detroit Lions	1997	2,053
5. <b>Derrick Henry</b>	<b>Tennessee Titans</b>	<b>2020</b>	<b>2,027</b>
6. Terrell Davis	Denver Broncos	1998	2,008
7. Chris Johnson	Tennessee Titans	2009	2,006
8. O.J. Simpson	Buffalo Bills	1973	2,003

**SINGLE-GAME FRANCHISE RUSHING**

On Jan. 3, 2021, **Derrick Henry** rushed for 250 yards to break his own franchise single-game record. He now owns five of the top eight single-game rushing totals in team annals.

**Most rushing yards in a game, franchise history:**

Player	Date	Opponent	Rushing Yards
1. <b>Derrick Henry</b>	<b>1/3/21</b>	<b>at Houston</b>	<b>250</b>
2. <b>Derrick Henry</b>	<b>12/6/18</b>	<b>Jacksonville</b>	<b>238</b>
3. Chris Johnson	11/1/09	Jacksonville	228
4. Eddie George	8/31/97	Oakland	216
Billy Cannon	12/10/61	at New York	216
6. <b>Derrick Henry</b>	<b>12/13/20</b>	<b>at Jacksonville</b>	<b>215</b>
7. <b>Derrick Henry</b>	<b>10/18/20</b>	<b>Houston</b>	<b>212</b>
8. <b>Derrick Henry</b>	<b>12/29/19</b>	<b>at Houston</b>	<b>211</b>
9. Earl Campbell	11/16/80	at Chicago	203
Earl Campbell	10/19/80	Tampa Bay	203

**SINGLE-SEASON FRANCHISE RUSHING**

**Derrick Henry** recorded the top rushing season in franchise history with 2,027 rushing yards in 2020. He now owns two of the top five rushing seasons in franchise annals.

In 2019, Henry led the NFL with 1,540 yards, which at the time ranked fourth for a single Titans/Oilers season.

**Most rushing yards in a season, franchise history:**

Player	Season	Att	Yds	Avg	Long	TD
1. <b>Derrick Henry</b>	<b>2020</b>	<b>378</b>	<b>2,027</b>	<b>5.4</b>	<b>94t</b>	<b>17</b>
2. Chris Johnson	2009	358	2,006	5.6	91	14
3. Earl Campbell	1980	373	1,934	5.2	55	13
4. Earl Campbell	1979	368	1,697	4.6	61	19
5. <b>Derrick Henry</b>	<b>2019</b>	<b>303</b>	<b>1,540</b>	<b>5.1</b>	<b>74</b>	<b>16</b>
6. Eddie George	2000	403	1,509	3.7	35	14
7. Earl Campbell	1978	302	1,450	4.8	81	13
8. Eddie George	1997	357	1,399	3.9	30	6
9. Earl Campbell	1981	361	1,376	3.8	43	10
10. Eddie George	1996	335	1,368	4.1	76	8





## DERRICK HENRY IN 2020

- Led the NFL and set a franchise record with 2,027 rushing yards in 2020, becoming the eighth player in league annals to rush for at least 2,000 yards in a season. His 2,027 rushing yards gave him the fifth-highest total in NFL history behind **Eric Dickerson's** 2,105 (1984), **Adrian Peterson's** 2,097 (2012), **Jamal Lewis' 2,066** (2003) and **Barry Sanders' 2,053** (1997). Henry broke **Chris Johnson's** franchise mark of 2,006 rushing yards in 2009.
- Named the Associated Press **NFL Offensive Player of the Year** and was named to his second consecutive Pro Bowl. He won his second consecutive FedEx Ground Player of the Year Award and added first-team AP All-Pro honors. Additionally, he earned first-team All-Pro honors from Pro Football Focus, Pro Football Writers of America and Sporting News and was the 101 Awards AFC Offensive Player of the Year.
- Became the first player since **LaDainian Tomlinson** (2006-07) to lead the NFL in rushing yards in consecutive seasons. Henry previously led the league in 2019 with 1,540 rushing yards.
- Became the fifth all-time NFL player to lead the NFL in rushing yards, attempts and rushing touchdowns in consecutive seasons. It is a feat that had not been attained since Cleveland's **Leroy Kelly** did it from 1967 to 1968. The only other players to achieve it are **Jim Brown** (1958-59), **Steve Van Buren** (1947-49) and **Bill Paschal** (1943-44).
- Established a single-game franchise record with 250 rushing yards on Jan. 3 at Houston. He broke his own club record of 238 rushing yards, established against the Jacksonville Jaguars on Dec. 6, 2018. Henry's 250 rushing yards tied for the 13th-best single-game total in the NFL since 1948.
- Became the first player in NFL history with five career games with at least 200 rushing yards and two rushing touchdowns.
- Became the fourth player in NFL history with at least five career 200-yard rushing games, joining **O.J. Simpson** (six), **Adrian Peterson** (six) and **Tiki Barber** (five).
- Set a career high with 17 rushing touchdowns in 2020, finishing with the second-best total in franchise history behind **Earl Campbell's** 19 rushing touchdowns in 1979.
- Finished the 2020 season with 1,221 rushing yards in road games, the most by any NFL running back since 1948. The previous high was held by **Eric Dickerson**, who had 1,087 rushing yards in road games for the Los Angeles Rams in 1984.



- Dating back to 2019, he had a streak of nine consecutive road games with at least 100 rushing yards, passing **Chris Johnson** (eight games from 2009-10) for the second-longest such streak in NFL history behind only Barry Sanders' 10-game road streak from 1996-97).
- Became the fifth player in NFL history with three 200-yard rushing games in a season, joining **Earl Campbell** (four in 1980), **O.J. Simpson** (1973), **Tiki Barber** (2005) and **Jay Ajayi** (2016).
- Became the first NFL player since **LaDainian Tomlinson** (2002-07) and the ninth player in NFL history to record at least three consecutive seasons in which he rushed for at least 1,000 yards and 12 touchdowns.
- Finished the season with 2,141 scrimmage yards (2,027 rushing and 114 receiving), which ranks second in franchise history behind **Chris Johnson's** 2,509 scrimmage yards in 2009.
- Registered 10 games in 2020 with at least 100 rushing yards to tie **Earl Campbell** (1980) for the third-most in franchise history. Only Campbell in 1979 (11) and **Chris Johnson** in 2009 (12) had more 100-yard rushing games in a Titans/Oilers season than Henry. Henry's 10 100-yard games in 2020 were the most in the NFL since Dallas running back **DeMarco Murray** had 12 in 2014.
- Became the NFL's first player to rush for at least 175 and two touchdowns four times in a season.
- Joined **Terrell Davis** (1997-98), **Shaun Alexander** (2004-05) and **Larry Johnson** (2005-06) as the only players in NFL history to rush for 1,500 yards and 15 touchdowns in two consecutive seasons.
- Established a streak of 20 consecutive games in the regular season and playoffs with at least 18 rushing attempts, the second-longest streak of its kind in the NFL since 1948. The only player with more consecutive 18-carry games in the regular season and postseason was **Emmitt Smith**, whose streak was 23 games with the Dallas Cowboys from 1995 to 1996.
- Became the first player in NFL history to produce more than one overtime touchdown run in a season. He joined **LaDainian Tomlinson** as the NFL's only players with multiple career touchdown runs in overtime. Tomlinson had three during his career.
- Joined **Bo Jackson**, **Ahman Green**, **Chris Johnson** and **Lamar Miller** as the only NFL players to record two career rushing touchdowns of at least 90 yards. Henry joined Miller (two 97-yard touchdown runs) as the only players to ever record multiple touchdown runs of at least 94 yards.



## 1,000 RUSH YARDS/12 TOUCHDOWNS

Titans running back **Derrick Henry** rushed for 2,027 yards and 17 touchdowns in 2020. The performance came after he produced 1,059 rushing yards and 12 rushing touchdowns in 2018, followed by 1,540 rushing yards and 16 rushing touchdowns in 2019.

Henry became the first NFL player since **LaDainian Tomlinson** (2002-07) and the ninth player in NFL history to record at least three consecutive seasons in which he rushed for at least 1,000 yards and 12 touchdowns.

**Players in NFL history with 1,000 rushing yards and 12 rushing touchdowns in three consecutive seasons:**

Player	Team	Seasons	Total
<b>Derrick Henry</b>	<b>Tennessee</b>	<b>2018–2020</b>	<b>3</b>
LaDainian Tomlinson	San Diego	2002–2007	6
Rudi Johnson	Cincinnati	2004–2006	3
Shaun Alexander	Seattle	2001–2005	5
Terrell Davis	Denver	1996–1998	3
Emmitt Smith	Dallas	1994–1996	3
Barry Sanders	Detroit	1989–1991	3
Eric Dickerson	L.A. Rams	1983–1985	3
Earl Campbell	Houston	1978–1980	3

## SINGLE-SEASON RUSHING TDS, TEAM HISTORY

**Derrick Henry's** 17 rushing touchdowns in 2020 gave him the second-highest single-season total in team history. Only **Earl Campbell**—with 19 rushing touchdowns in 1979—had more.

**Most rushing touchdowns in a season, franchise history:**

Player	Season	Rushing TDs
1. Earl Campbell	1979	19
2. <b>Derrick Henry</b>	<b>2020</b>	<b>17</b>
3. <b>Derrick Henry</b>	<b>2019</b>	<b>16</b>
4. LenDale White	2008	15
5. Eddie George	2000	14
Chris Johnson	2009	14
7. Earl Campbell	1978	13
Earl Campbell	1980	13
9. <b>Derrick Henry</b>	<b>2018</b>	<b>12</b>
Earl Campbell	1983	12
Eddie George	2002	12

## FRANCHISE ALL-TIME RUSHING LEADERS

On Sept. 27, 2020, Titans running back **Derrick Henry** passed **Lorenzo White** (4,079 career rushing yards) for fourth place on the franchise's all-time rushing list. Henry trails only **Eddie George** (10,009), **Earl Campbell** (8,574) and **Chris Johnson** (7,965) on the list.

**Franchise all-time rushing leaders:**

Player	Seasons	Rushing Yards
1. Eddie George	1996–2003	10,009
2. Earl Campbell	1978–1984	8,574
3. Chris Johnson	2008–2013	7,965
4. <b>Derrick Henry</b>	<b>2016–2020</b>	<b>5,860</b>
5. Lorenzo White	1988–1994	4,079
6. Hoyle Granger	1966–1970, 1972	3,514
7. Steve McNair (QB)	1995–2005	3,439
8. Mike Rozier	1985–1990	3,426
9. Charles Tolar	1960–1966	3,277
10. Ronnie Coleman	1974–1981	2,769

## 300 CARRIES/15 TOUCHDOWNS/5.0 AVG

**Derrick Henry** won the NFL's rushing title with 303 carries for 1,540 yards and 16 touchdowns in 2019. He followed in 2020 with 378 carries for 2,027 yards and 17 touchdowns.

He became the first player in NFL history to produce multiple seasons with a minimum of 300 rushing attempts, a rushing average of at least 5.0 yards per carry and a minimum of 15 rushing touchdowns.

The only other players to do so once in their careers are **O.J. Simpson** (1975), **Terrell Davis** (1998), **Priest Holmes** (2002), **Ahman Green** (2003), **Larry Johnson** (2005), **Shaun Alexander** (2005), **LaDainian Tomlinson** (2016), **Ezekiel Elliott** (2016) and **Dalvin Cook** (2020).

**Individual seasons in NFL history with a minimum of 300 rushing attempts, 15 rushing touchdowns and a 5.0 rushing average in a single season:**

Player	Team	Season	Att	Yards	Avg	TD
<b>Derrick Henry</b>	<b>Tennessee</b>	<b>2020</b>	<b>378</b>	<b>2,027</b>	<b>5.4</b>	<b>17</b>
Dalvin Cook	Minnesota	2020	312	1,557	5.0	16
<b>Derrick Henry</b>	<b>Tennessee</b>	<b>2019</b>	<b>303</b>	<b>1,540</b>	<b>5.1</b>	<b>16</b>
Ezekiel Elliott	Dallas	2016	322	1,631	5.1	15
LaDainian Tomlinson	San Diego	2006	348	1,815	5.2	28
Shaun Alexander	Seattle	2005	370	1,880	5.1	27
Larry Johnson	Kansas City	2005	336	1,750	5.2	20
Ahman Green	Green Bay	2003	355	1,883	5.3	15
Priest Holmes	Kansas City	2002	313	1,615	5.2	21
Terrell Davis	Denver	1998	392	2,008	5.1	21
O.J. Simpson	Buffalo	1975	329	1,817	5.5	16

## CONSECUTIVE 100-YARD ROAD GAMES

Titans running back **Derrick Henry** recorded 149 rushing yards at Indianapolis on Dec. 1, 2019. Over the course of the next year, he registered at least 100 rushing yards in eight more consecutive regular season road games, increasing his streak to nine games before it ended with a 98-yard effort at Green Bay on Dec. 27, 2020.

In NFL history, Henry's streak is the second-longest continuous stretch of its kind. Detroit's **Barry Sanders** had 10 road games in a row with 100-plus yards from 1996 to 1997.

**Most consecutive road games with at least 100 rushing yards in NFL history:**

Player	Team	Dates	Games
1. Barry Sanders	Detroit	11/24/1996–12/14/1997	10
2. <b>Derrick Henry</b>	<b>Tennessee</b>	<b>12/1/2019–12/13/2020</b>	<b>9</b>
3. Chris Johnson	Tennessee	10/18/2009–10/18/2010	8
4. Marcus Allen	L.A. Raiders	11/3/1985–9/14/1986	7
5. Arian Foster	Houston	12/22/2011–11/22/2012	6
Gerald Riggs	Atlanta	10/13/1985–12/22/1985	6
DeMarco Murray	Dallas	9/14/2014–12/4/2014	6

## 2018-20 RUSHING TOUCHDOWN LEADERS

Since **Derrick Henry** became the team's primary ball carrier in 2018, he has the most rushing touchdowns in the NFL.

**NFL leaders in rushing touchdowns from 2018 to 2020:**

Player	Rushing Touchdowns
1. <b>Derrick Henry</b>	<b>45</b>
2. Todd Gurley	38
3. Alvin Kamara	35
4. Aaron Jones	33
5. Dalvin Cook	31
6. Nick Chubb	28
7. Melvin Gordon	27
Christian McCaffrey	27
9. Josh Allen	25
10. Ezekiel Elliott	24

## HENRY'S CAREER 100-YARD RUSHING GAMES

Date	Opp	W/L	No.	Yds.	Avg.	Lg	TD
1/3/21	at Houston	W	34	250	7.4	52t	2
12/6/18	Jacksonville	W	17	238	14.0	99t	4
12/13/20	at Jacksonville	W	26	215	8.3	47	2
10/18/20	Houston	W	22	212	9.6	94t	2
12/29/19	at Houston	W	32	211	6.6	53t	3
1/11/20	at Baltimore*	W	30	195	6.5	66	0
11/10/19	Kansas City	W	23	188	8.2	68t	2
1/4/20	at New England*	W	34	182	5.4	29	1
11/29/20	at Indianapolis	W	27	178	6.6	31	3
12/16/18	at N.Y. Giants	W	33	170	5.2	22	2
11/24/19	Jacksonville	W	19	159	8.4	74t	2
1/6/18	at Kansas City*	W	23	156	6.8	35t	1
12/1/19	at Indianapolis	W	26	149	5.7	34	1
12/20/20	Detroit	W	24	147	6.1	33	1
11/22/20	at Baltimore	W	28	133	4.8	29t	1
10/16/17	Indianapolis	W	19	131	6.9	72t	1
9/27/20	at Minnesota	W	26	119	4.6	16	2
9/14/20	at Denver	W	31	116	3.7	13	0
11/1/20	at Cincinnati	L	18	112	6.2	21	1
12/3/17	Houston	W	11	109	9.9	75t	1
11/12/20	Indianapolis	L	19	103	5.4	20	0
12/8/19	at Oakland	W	18	103	5.7	24	2
9/29/19	at Atlanta	W	27	100	3.7	16	0

\* Playoffs

## RUSHING IN THE FOURTH QUARTER

Since 2017, running back **Derrick Henry** has accumulated more rushing yards in the fourth quarter than any other NFL running back, including a league-high 523 fourth-quarter rushing yards in 2020.

Most fourth-quarter rushing yards from 2017–2020:

Player	Att	Yds	Avg	Lg	TD
1. <b>Derrick Henry</b>	283	1,526	5.39	94	11
2. Ezekiel Elliott	249	1,099	4.41	31	10
3. Kareem Hunt	241	1,072	4.45	69	9
4. Todd Gurley	240	1,014	4.22	36	12
5. Nick Chubb	145	975	6.72	88	10
6. Kenyan Drake	185	890	4.81	69	10
7. Melvin Gordon	190	874	4.60	43	6
8. Alvin Kamara	176	801	4.55	49	11
9. Leonard Fournette	161	784	4.87	90	5
10. Dalvin Cook	158	763	4.83	70	8

## ACTIVE RUSHING AVERAGE LEADERS BY RBs

In passing 750 career rushing attempts on Dec. 8, 2019, **Derrick Henry** reached the minimum number of carries to qualify for franchise and NFL career rushing average records.

Among all active NFL running backs, Henry is at the top in career rushing average.

Best career rushing average among all active NFL running backs (minimum 750 career attempts; through 2020):

Player	Rushing Average
1. <b>Derrick Henry</b>	4.96
2. Dalvin Cook	4.76
3. Adrian Peterson	4.64
4. Mark Ingram	4.59
5. LeSean McCoy	4.52
Ezekiel Elliott	4.52
7. Lamar Miller	4.33
8. Alfred Morris	4.32
9. Frank Gore	4.28
10. Jordan Howard	4.24

## 65+ YARD SCRIMMAGE TOUCHDOWNS

Since the beginning of the 2017 campaign, **Derrick Henry** has scored eight total touchdowns—six rushing and two receiving—that have gone for 65 yards or more. He leads the NFL in that time period.

Most scrimmage touchdowns of 65-plus yards, 2017-20:

Player	65+ Yard Scrimmage Touchdowns
1. <b>Derrick Henry</b>	8
2. Tyreek Hill	6
3. Robby Anderson	4
Saquon Barkley	4
A.J. Brown	4
Kenyan Drake	4
JuJu Smith-Schuster	4
8. (nine tied)	3

Derrick Henry's career scrimmage touchdowns of 65-plus yards:

Date	Opponent	Rush/Rec	Yards
Dec. 6, 2018	Jacksonville	Rushing	99
Oct. 18, 2020	Houston	Rushing	94
Sept. 9, 2019	at Cleveland	Receiving	75
Dec. 3, 2017	Houston	Rushing	75
Nov. 24, 2019	Jacksonville	Rushing	74
Oct. 16, 2017	Indianapolis	Rushing	72
Nov. 10, 2019	Kansas City	Rushing	68
Dec. 31, 2017	Jacksonville	Receiving	66

## RUSHING TDS OF 50+ YARDS

Since he entered the NFL as a second-round draft pick in 2016, **Derrick Henry** has had a league-high nine touchdown runs of at least 50 yards, including three such runs in 2019 and two in 2020.

**Chris Johnson** (11) and **DeMarco Murray** (two) are the only other Tennessee players in the "Titans era" (1999–present) with more than one total rushing touchdown of at least 50 yards.

Most rushing touchdowns of 50 yards or more from 2016–2020:

Player	Rushing TDs
1. <b>Derrick Henry</b>	9
2. Saquon Barkley	6
3. Kenyan Drake	4
4. Nick Chubb	3
Isaiah Crowell	3
Aaron Jones	3
Christian McCaffrey	3
Miles Sanders	3
9. (several tied)	2

## RUSHING YARDS SINCE WEEK 14 OF 2018

Since Dec. 6, 2018, when **Derrick Henry** set a then-franchise record with 238 rushing yards in a game against Jacksonville, he has been the NFL's rushing leader. He has over 1,000 yards more than any other player since that time.

NFL rushing yards leaders since Week 14 of 2018:

Player	Rushing Yards
1. <b>Derrick Henry</b>	4,152
2. Dalvin Cook	2,995
3. Nick Chubb	2,863
4. Ezekiel Elliott	2,621
5. Lamar Jackson	2,502
6. Chris Carson	2,358
7. Aaron Jones	2,274
8. Josh Jacobs	2,215
9. Joe Mixon	1,978
10. David Montgomery	1,959



## FIVE CONSEC. TEAM GAMES WITH RUSHING TD

**Derrick Henry** recorded a streak in 2020 of at least one rushing touchdown in five consecutive team games. It was his second such streak in as many seasons and tied for the longest such streak in franchise history. **DeMarco Murray** (2016) and **Earl Campbell** (twice—1979 and 1983) are the only other franchise players with five consecutive team games with a rushing touchdown.

**Most consecutive team games with a rushing touchdown, franchise history:**

Player	Season	Consec. Team Games with a Rushing TD
1. <b>Derrick Henry</b>	<b>2020</b>	<b>5</b>
<b>Derrick Henry</b>	<b>2019</b>	<b>5</b>
DeMarco Murray	2016	5
Earl Campbell	1983	5
Earl Campbell	1979	5
6. <b>Derrick Henry</b>	<b>2018</b>	<b>4</b>
LenDale White	2008	4
Eddie George	2000	4
Gary Brown	1993	4
Alonzo Highsmith	1989	4
Earl Campbell	1981	4
Earl Campbell	1979	4

## 2019 NFL RUSHING LEADERS

Titans running back **Derrick Henry** claimed the NFL's 2019 rushing title with 1,540 yards on 303 carries (5.1 avg.). The next-closest finisher was Cleveland's **Nick Chubb**, who had 1,494 rushing yards.

Henry joined **Billy Cannon** (AFL, 1961), **Earl Campbell** (1978-80) and **Chris Johnson** (2009) as the only running backs in franchise history to lead their respective leagues in rushing.

**NFL rushing leaders in 2019:**

Player	Team	Rushing Yards
1. <b>Derrick Henry</b>	<b>Tennessee Titans</b>	<b>1,540</b>
2. Nick Chubb	Cleveland Browns	1,494
3. Christian McCaffrey	Carolina Panthers	1,387
4. Ezekiel Elliott	Dallas Cowboys	1,357
5. Chris Carson	Seattle Seahawks	1,230
6. Lamar Jackson	Baltimore Ravens	1,206
7. Leonard Fournette	Jacksonville Jaguars	1,152
8. Josh Jacobs	Oakland Raiders	1,150
9. Joe Mixon	Cincinnati Bengals	1,137
10. Dalvin Cook	Minnesota Vikings	1,135

## 2019 TOUCHDOWN LEADERS

Titans running back **Derrick Henry** tied Green Bay's **Aaron Jones** for the NFL lead with 16 rushing touchdowns in 2019.

Additionally, Henry ranked third in the NFL with 18 total touchdowns behind Carolina's **Christian McCaffrey** and Jones, who each scored 19 total touchdowns.

**NFL leaders in rushing touchdowns in 2019:**

Player	Team	Rushing TDs
1. <b>Derrick Henry</b>	<b>Tennessee Titans</b>	<b>16</b>
Aaron Jones	Green Bay Packers	16
3. Christian McCaffrey	Carolina Panthers	15
4. Dalvin Cook	Minnesota Vikings	13
5. Todd Gurley	Los Angeles Rams	12
Ezekiel Elliott	Dallas Cowboys	12

**NFL leaders in total touchdowns in 2019:**

Player	Team	Total TDs
1. Christian McCaffrey	Carolina Panthers	19
Aaron Jones	Green Bay Packers	19
3. <b>Derrick Henry</b>	<b>Tennessee Titans</b>	<b>18</b>
4. Mark Ingram	Baltimore Ravens	15
5. Ezekiel Elliott	Dallas Cowboys	14
Todd Gurley	Los Angeles Rams	14

## 3 CONSEC. GAMES W/ 200 SCRIMMAGE YDS

From the final week of the 2019 regular season (Dec. 29 at Houston) through the Titans' first two playoff games (Jan. 4 at New England and Jan. 11 at Baltimore), **Derrick Henry** became the **first player in NFL history to rush for at least 180 yards in three consecutive regular season or postseason games.**

He also became only the third player since the 1970 NFL-AFL merger to have 200 scrimmage yards in three consecutive games. The other two players to accomplish the feat were Chicago Bears running back **Walter Payton** (1977) and Pittsburgh Steelers running back **Le'Veon Bell** (2014).

During the 2019 regular season and playoffs, Henry and Carolina Panthers running back **Christian McCaffrey** (two) were the only two players with multiple 200-yard scrimmage games. Together they accounted for five of the 14 such individual performances.

**Most consecutive games with at least 200 scrimmage yards in the regular season and/or postseason, 1970–present:**

Player	Team	Dates	Games
1. <b>Derrick Henry</b>	<b>Tennessee</b>	<b>Dec. 29, 2019–Jan. 11, 2020</b>	<b>3</b>
Le'Veon Bell	Pittsburgh	Nov. 17–Dec. 7, 2014	3
Walter Payton	Chicago	Nov. 13–Nov. 24, 1977	3
4. (several tied)			2

## 2018 NFL RUSHING LEADERS

**Derrick Henry** recorded 215 carries in 2018 for 1,059 yards. He ranked second in the AFC in rushing yardage behind Cincinnati's **Joe Mixon** (1,168) and ranked seventh overall in the NFL.

**NFL rushing leaders in 2018 (rushing yards):**

Player	Team	Rushing Yards
1. Ezekiel Elliott	Dallas Cowboys	1,434
2. Saquon Barkley	New York Giants	1,307
3. Todd Gurley	Los Angeles Rams	1,251
4. Joe Mixon	Cincinnati Bengals	1,168
5. Chris Carson	Seattle Seahawks	1,151
6. Christian McCaffrey	Carolina Panthers	1,098
7. <b>Derrick Henry</b>	<b>Tennessee Titans</b>	<b>1,059</b>
8. Adrian Peterson	Washington Redskins	1,042
9. Phillip Lindsay	Denver Broncos	1,037
10. Nick Chubb	Cleveland Browns	996

## 2018 RUSHING TOUCHDOWN LEADERS

**Derrick Henry's** scored a career-high 12 rushing touchdowns in 2018. He tied for the third-highest rushing touchdown total in the NFL.

Henry became the first Titans player with 12 rushing touchdowns in a season since **Chris Johnson** had 14 rushing touchdowns in 2009.

**Most rushing touchdowns in 2018:**

Player	Team	Rushing TDs
1. Todd Gurley	Los Angeles Rams	17
2. Alvin Kamara	New Orleans Saints	14
3. <b>Derrick Henry</b>	<b>Tennessee Titans</b>	<b>12</b>
4. James Conner	Pittsburgh Steelers	12
5. Saquon Barkley	New York Giants	11
6. Melvin Gordon	Los Angeles Chargers	10
7. Phillip Lindsay	Denver Broncos	9
8. Chris Carson	Seattle Seahawks	9
9. Marlon Mack	Indianapolis Colts	9
10. Jordan Howard	Chicago Bears	9

## DECEMBER TO REMEMBER

In five games in the month of December 2018, **Derrick Henry's** rushing totals included 97 carries for 625 yards and eight touchdowns. His 625 yards were the most by any NFL player in any calendar month in 2018.

Additionally, Henry authored one of only four calendar months for the franchise since 1970 in which a player rushed for at least 600 yards. **Chris Johnson** (800 rushing yards in November 2009) and **Earl Campbell** (633 in October 1980; 662 in November 1980) were the organization's only other players to accomplish the feat in that timespan.

Henry's December rushing totals included 40 yards against the New York Jets (Dec. 2), a franchise-record 238 yards against the Jacksonville Jaguars (Dec. 6), 170 yards at the New York Giants (Dec. 16), 84 yards against the Washington Redskins (Dec. 22) and 93 yards against the Indianapolis Colts (Dec. 30).

For his efforts, Henry was named AFC Offensive Player of the Month.

### Titans/Oilers with 500 rushing yards in any calendar month from 1970-2019 (includes playoffs):

Player	Season	Month	Rushing Yards
1. Chris Johnson	2009	November	800
2. Earl Campbell	1980	November	662
3. Earl Campbell	1980	October	633
4. <b>Derrick Henry</b>	<b>2018</b>	<b>December</b>	<b>625</b>
5. <b>Derrick Henry</b>	<b>2020</b>	<b>November</b>	<b>594</b>
6. Earl Campbell	1979	September	569
7. <b>Derrick Henry</b>	<b>2019</b>	<b>December</b>	<b>549</b>
8. Eddie George	2000	October	548
9. Earl Campbell	1979	November	534
10. <b>Derrick Henry</b>	<b>2020</b>	<b>December</b>	<b>520</b>
11. DeMarco Murray	2016	October	511
12. Earl Campbell	1981	October	510

## RECORD-SETTING NIGHT

On Dec. 6, 2018, **Derrick Henry** had one of the most memorable rushing performances in NFL history on Thursday Night Football. He rushed for a then-team-record 238 yards and four touchdowns (tied franchise record), including a 99-yard touchdown run.

[WATCH: Highlights from Derrick Henry's performance on 12/6/18](#)

Henry's 238 rushing yards set a new franchise record, breaking **Chris Johnson's** mark of 228 yards against the Jaguars on Nov. 1, 2009. It was the highest single-game rushing total in the NFL in 2018 and the league's highest total since **Doug Martin's** 251 rushing yards for the Tampa Bay Buccaneers against the Oakland Raiders on Nov. 4, 2012.

Henry later broke his own record with 250 rushing yard at Houston on Jan. 3, 2021 to take possession of five of the top eight single-game rushing totals in team annals.

### Most rushing yards in a game, franchise history:

Player	Date	Opponent	Rushing Yards
1. <b>Derrick Henry</b>	<b>1/3/21</b>	<b>at Houston</b>	<b>250</b>
2. <b>Derrick Henry</b>	<b>12/6/18</b>	<b>Jacksonville</b>	<b>238</b>
3. Chris Johnson	11/1/09	Jacksonville	228
4. Eddie George	8/31/97	Oakland	216
Billy Cannon	12/10/61	at New York	216
6. <b>Derrick Henry</b>	<b>12/13/20</b>	<b>at Jacksonville</b>	<b>215</b>
7. <b>Derrick Henry</b>	<b>10/18/20</b>	<b>Houston</b>	<b>212</b>
8. <b>Derrick Henry</b>	<b>12/29/19</b>	<b>at Houston</b>	<b>211</b>
9. Earl Campbell	11/16/80	at Chicago	203
Earl Campbell	10/19/80	Tampa Bay	203

In the second quarter, Henry took a handoff from **Marcus Mariota** inside his own one-yard line and raced 99 yards for a touchdown. It was the second 99-yard run in NFL history, tying **Tony Dorsett's** record-setting touchdown run for the Dallas Cowboys against the Minnesota Vikings on Jan. 3, 1983. It was also the team record, topping Johnson's 94-yard touchdown run against the New York Jets on Dec. 17, 2012. The only other runs in franchise history of at least 90 yards were Johnson's 91-yard rush against the Houston Texans on Sept. 20, 2009 and a 91-yarder by Sid Blanks against the Jets on Dec. 13, 1964.

Henry's 99-yard touchdown run tied for the longest scrimmage play in NFL history. It was the 15th such play, including his and Dorsett's runs and 13 passing plays. The last 99-yard scrimmage play before Henry's was New York Giants wide receiver **Victor Cruz's** 99-yard reception from **Eli Manning** against the New York Jets on Dec. 24, 2011.

### Longest runs from scrimmage in NFL history:

Player	Team	Date	Opponent	Rushing Yards
1. <b>Derrick Henry</b>	<b>Tennessee</b>	<b>12/6/18</b>	<b>Jacksonville</b>	<b>99t</b>
Tony Dorsett	Dallas	1/3/83	Minnesota	99t
3. Ronald Jones	Tampa Bay	11/15/20	Carolina	98t
Ahman Green	Green Bay	12/28/03	Denver	98t
5. Lamar Miller	Houston	11/26/18	Tennessee	97t
Lamar Miller	Miami	12/28/14	N.Y. Jets	97t
Andy Uram	Green Bay	10/8/39	Chi. Cardinals	97t
Bob Gage	Pittsburgh	12/4/49	Chi. Bears	97t

Henry scored on a three-yard run in the first quarter, a 99-yard run in the second quarter, a 16-yard run in the third quarter, and finally a 54-yard run in the third quarter. He tied the franchise record and became the third player in franchise history to rush for four touchdowns in a game, joining Earl Campbell (against Miami on Nov. 20, 1978) and Lorenzo White (against Cleveland on Dec. 9, 1990).

The only franchise player with more overall touchdowns in a game than Henry was Oilers running back **Billy Cannon**, who had five total touchdowns (three rushing, two receiving) at the New York Titans on Dec. 10, 1961. Henry became the first NFL player with four rushing touchdowns in a game since New England Patriots running back **Jonas Gray** at Indianapolis on Nov. 16, 2014.

### Most rushing touchdowns in a game, franchise history:

Player	Date	Opponent	Rushing Touchdowns
1. <b>Derrick Henry</b>	<b>12/6/18</b>	<b>Jacksonville</b>	<b>4</b>
Lorenzo White	12/9/90	Cleveland	4
Earl Campbell	11/20/78	Miami	4
4. (several tied)			3

Additionally, Henry's rushing performance against the Jaguars accomplished the following:

- He became the ninth NFL player since 1975 with at least one 90-yard run and at least one 60-yard reception in his career. The others were **Tony Dorsett**, **Garrison Hearst**, **Tiki Barber**, **Chris Johnson**, **Jamaal Charles**, **Herschel Walker**, **Warrick Dunn** and **Adrian Peterson**.
- Henry became the seventh NFL player since the 1970 AFL-NFL merger with at least four rushing touchdowns and at least 200 rushing yards in a game, joining **Clinton Portis**, **Barry Sanders**, **Doug Martin**, **Jonas Gray**, **Mike Anderson** and **Corey Dillon**. Henry became the first to accomplish the feat in fewer than 20 carries (17).
- He matched former Titans running back **Chris Johnson** as the only players in NFL history with a rushing touchdown of at least 90 yards and a rushing touchdown of at least 50 yards in the same game. Johnson accomplished the feat against the Houston Texans on Sept. 20, 2009.
- His 24 points tied for the fourth-highest single-game total in franchise history, trailing only **Billy Cannon** (30 on Dec. 10, 1961), **Rob Bironas** (26 on Oct. 21, 2007) and **George Blanda** (26 on Sept. 18, 1960). **Earl Campbell** (Nov. 20, 1978) and **Lorenzo White** (Dec. 9, 1990) also had 24 points on four touchdowns in a single game.
- His 238 rushing yards and four rushing touchdowns were each the most in any Thursday Night Football game in history.





## RUSHING YARDS IN A TWO-GAME SPAN

Following a franchise-record 238 rushing yards against the Jacksonville Jaguars on Dec. 6, 2018, **Derrick Henry** then totaled 170 rushing yards at the New York Giants on Dec. 16 to give him a franchise record of 408 rushing yards in a two-game span.

The previous record of 405 rushing yards in two games was set by **Earl Campbell** in 1980, when Campbell posted 203 yards against Tampa Bay (Oct. 19) and 202 yards against Cincinnati (Oct. 26).

### Most total rushing yards in two consecutive games, franchise history:

Player	Game 1	Yds	Game 2	Yds	Total
<b>Derrick Henry</b>	<b>12/6/18 vs. Jax</b>	<b>238</b>	<b>12/16/18 at NYG</b>	<b>170</b>	<b>408</b>
Earl Campbell	10/19/80 vs. TB	203	10/26/80 vs. Cin	202	405

## RUSHING YARDS IN A SINGLE POSTSEASON

**Derrick Henry** accumulated 446 rushing yards during the 2019 playoffs. He had 182 yards on 34 carries in the wild card round at New England, followed by 195 yards on 30 attempts in the divisional round at Baltimore. In the AFC championship game, he had 69 yards on 19 rushing attempts.

Henry's average of 148.7 rushing yards per game ranked fourth in NFL history for players with at least two games played. Only a trio of Pro Football Hall of Fame members—Denver Broncos running back **Terrell Davis** (156.0 in 1998), Los Angeles Raiders running back **Marcus Allen** (155.3 in 1983) and Washington Redskins running back **John Riggins** (152.5 in 1982) have averaged more rushing yards in a single postseason than Henry.

In Titans/Oilers history, **Eddie George** established the previous record for average rushing yards in a single postseason during the 1999 playoffs. In four games, George carried the ball 108 times for 449 yards, or an average of 112.3 yards per contest.

### Most rushing yards per game in a single NFL postseason (minimum two games):

Player	Team	Season	Games	Rush Yards	Per Game
1. Terrell Davis	Denver	1998	3	468	156.0
2. Marcus Allen	L.A. Raiders	1983	3	466	155.3
3. John Riggins	Washington	1982	4	610	152.5
<b>4. Derrick Henry</b>	<b>Tennessee</b>	<b>2019</b>	<b>3</b>	<b>446</b>	<b>148.7</b>
5. Eric Dickerson	L.A. Rams	1985	2	294	147.0
6. Terrell Davis	Denver	1997	4	581	145.3
7. Arian Foster	Houston	2011	2	285	142.5
8. Thurman Thomas	Buffalo	1990	3	390	130.0
9. Brian Westbrook	Philadelphia	2006	2	257	128.5
10. Fred Taylor	Jacksonville	1998	2	248	124.0

George's 449 yards during the team's run to Super Bowl XXXIV also established the franchise benchmark for most total rushing yards in a single postseason. Henry came within three yards of the mark in one fewer game.

### Most rushing yards in a single postseason, franchise history:

Player	Season	Games	Rush Yards
1. Eddie George	1999	4	449
<b>2. Derrick Henry</b>	<b>2019</b>	<b>3</b>	<b>446</b>
3. Earl Campbell	1978	3	264
4. Steve McNair	1999	4	209
5. Derrick Henry	2017	2	184

Henry's 2019 playoff rushing yardage total ranked sixth in NFL history. It was the most by any NFL player since George's 1999 postseason.

### Most total rushing yards in a single NFL postseason:

Player	Team	Season	Games	Rush Yards
1. John Riggins	Washington	1982	4	610
2. Terrell Davis	Denver	1997	4	581
3. Terrell Davis	Denver	1998	3	468
4. Marcus Allen	L.A. Raiders	1983	3	466
5. Eddie George	Tennessee	1999	4	449
<b>6. Derrick Henry</b>	<b>Tennessee</b>	<b>2019</b>	<b>3</b>	<b>446</b>
7. Thurman Thomas	Buffalo	1990	3	390
8. Natrone Means	Jacksonville	1996	3	358
9. Le'Veon Bell	Pittsburgh	2016	3	357
10. Freeman McNeil	N.Y. Jets	1982	3	349

## RUSHING YARDS IN A TITANS PLAYOFF GAME

On Jan. 4, 2020, **Derrick Henry** rushed for 182 yards and one touchdown on 34 attempts in a wild card playoff victory at New England. In doing so, he set a new franchise single-game postseason record for rushing yards in a game, surpassing **Eddie George's** 162 yards at Indianapolis on Jan. 16, 2000.

One week later, on Jan. 11, 2020, Henry broke his own record, going for 195 rushing yards on 30 carries at Baltimore.

Henry now owns two of the top three rushing games in franchise postseason history.

### Most single-game rushing yards in franchise postseason history:

Player	Date	Opp	Att	Yds	Avg	TD
<b>1. Derrick Henry</b>	<b>1/11/20</b>	<b>at Bal</b>	<b>30</b>	<b>195</b>	<b>6.5</b>	<b>0</b>
<b>2. Derrick Henry</b>	<b>1/4/20</b>	<b>at NE</b>	<b>34</b>	<b>182</b>	<b>5.4</b>	<b>1</b>
3. Eddie George	1/16/00	at Ind	26	162	6.2	1
<b>4. Derrick Henry</b>	<b>1/6/18</b>	<b>at KC</b>	<b>23</b>	<b>156</b>	<b>6.8</b>	<b>1</b>
5. Earl Campbell	12/31/78	at NE	27	118	4.4	1
6. Eddie George	1/8/00	Buf	29	106	3.7	0
7. Eddie George	1/30/00	StL (SB)	28	95	3.4	2



## SCRIMMAGE YARDS IN A TITANS PLAYOFF GAME

**Derrick Henry's** 182 rushing yards and 22 receiving yards in the team's wild card playoff victory at New England on Jan. 4, 2020 gave him a franchise-record 204 scrimmage yards.

Henry broke his own record of 191 scrimmage yards in a wild card playoff contest at Kansas City on Jan. 6, 2018 (156 rushing, 35 receiving).

On Jan. 11, 2020, one week after establishing the current record, Henry had 202 scrimmage yards (195 rushing, seven receiving) at Baltimore, giving him the three biggest scrimmage yards totals in franchise postseason history.

Prior to Henry, the organization record stood for 57 years. It was set on Jan. 1, 1961, when **Billy Cannon** had 178 scrimmage yards against the Los Angeles Chargers.

### Most single-game scrimmage yards in franchise postseason history:

Player	Date	Opp	Rush Yards	Rec Yards	Scrim Yards
1. <b>Derrick Henry</b>	1/4/20	at NE	182	22	204
2. <b>Derrick Henry</b>	1/11/20	at Bal	195	7	202
3. <b>Derrick Henry</b>	1/6/18	at KC	156	35	191
4. Billy Cannon	1/1/61	LAC	50	128	178
5. Eddie George	1/16/00	at Ind	162	14	176
6. Eddie George	1/7/01	Bal	91	52	143
7. Ernest Givins	12/31/89	at Pit	0	136	136

## FRANCHISE PLAYOFF RUSHING LEADERS

In the 2020 postseason, **Derrick Henry** increased his career playoff totals to 670 rushing yards on 136 attempts. He is second on the franchise's all-time postseason rushing list.

During the 2019 playoffs, he passed **Earl Campbell** (420 career postseason rushing yards) to trail only **Eddie George** (776) on the Titans/Oilers franchise playoff rushing list.

### Franchise career postseason rushing leaders:

Player	Games	Att	Yards	Avg	TD
1. Eddie George	9	206	776	3.8	5
2. <b>Derrick Henry</b>	6	136	670	4.9	3
3. Earl Campbell	6	135	420	3.1	4
4. Steve McNair	9	54	349	6.5	6
5. Lorenzo White	7	76	264	3.5	1




## TITANS TIGHT ENDS

No.	Name	Ht	Wt	Exp	College
86	Firkser, Anthony	6-2	246	4	Harvard
42	Forristall, Miller	6-5	239	R	Alabama
89	Hudson, Tommy	6-3	255	1	Arizona State
49	Moore, Briley (IR)	6-4	240	R	Kansas State
84	Pinkney, Jared	6-4	255	1	Vanderbilt
85	Stocker, Luke	6-5	253	11	Tennessee
87	Swaim, Geoff	6-4	260	7	Texas

## #86 • TE ANTHONY FIRKSER

6-2, 246, 4th Year, Harvard

[Click for complete bio](#)



Tight end **Anthony Firkser** is in his fourth NFL season in 2021. He was signed by the Titans during the 2018 offseason.

In 2020, Firkser played in every game for the first time in his career. He set career highs with 39 receptions and 387 yards and caught one touchdown pass. His reception total and receiving yardage total each ranked fourth on the team and second among the club's tight ends. In one playoff contest, he registered a pair of receptions for 44 yards.

In 2019, he set career highs with 15 games played and one start and contributed 14 receptions for 204 yards and one touchdown. He added three catches for 45 yards and a team-high two touchdowns in three playoff games.

In 2018, Firkser spent time on the Titans' 53-man roster and practice squad. He produced a total of 19 receptions for 225 yards and one touchdown in 12 games.

He was originally signed by the New York Jets as an undrafted free agent on May 5, 2017. After his release from the Jets, he spent time as a rookie on the practice squad of the Kansas City Chiefs and stayed with the Chiefs for part of the 2018 offseason.

A native of Manalapan, N.J., Firkser appeared in 29 games with 24 starts over four seasons at Harvard (2013-16) and caught 99 passes for 1,559 yards and 14 touchdowns. He finished his career ranked 12th all-time in school history in receptions, ninth all-time in receiving yards and sixth all-time in touchdown receptions. He was named to the All-Ivy League second team as both a junior and sophomore.

### Firkser's 2021 Preseason Statistics:

Year	GP	GS	Rec	Yds	Avg	Lg	TD
2021	2	1	2	15	7.5	11	0

### Firkser's Career Regular Season Statistics:

Year	GP	GS	Rec	Yds	Avg	Lg	TD
2018	12	0	19	225	11.8	28	1
2019	15	1	14	204	14.6	39	1
2020	16	1	39	387	9.9	45	1
<b>Totals</b>	<b>43</b>	<b>2</b>	<b>72</b>	<b>816</b>	<b>11.3</b>	<b>45</b>	<b>3</b>

### Firkser's Career Postseason Statistics:

Year	GP	GS	Rec	Yds	Avg	Lg	TD
2019	3	0	3	45	15.0	22t	2
2020	1	0	2	44	22.0	35	0
<b>Totals</b>	<b>4</b>	<b>0</b>	<b>5</b>	<b>89</b>	<b>17.8</b>	<b>35</b>	<b>2</b>

### Firkser's NFL Regular Season Single-Game Highs:

**Receptions** - 8 vs. Houston (10/18/20)  
**Receiving Yards** - 113 vs. Houston (10/18/20)  
**Long Reception** - 45 vs. Houston (10/18/20)  
**Touchdowns** - 1 (Three times, last vs. Houston, 10/18/20)

### Firkser's NFL Playoff Single-Game Highs:

**Receptions** - 2 (Twice, last vs. Baltimore, 1/10/21)  
**Receiving Yards** - 44 vs. Baltimore (1/10/21)  
**Long Reception** - 35 vs. Baltimore (1/10/21)  
**Touchdowns** - 1 (Twice, last at Kansas City, 1/19/20)





# TITANS WIDE RECEIVERS

No.	Name	Ht	Wt	Exp	College
13	Batson, Cameron	5-8	175	4	Texas Tech
11	Brown, A.J.	6-1	226	3	Mississippi
82	Brown, Fred	6-1	195	2	Mississippi State
10	Fitzpatrick, Dez	6-2	208	R	Louisville
88	Johnson, Marcus	6-1	207	4	Texas
2	Jones, Julio	6-3	220	11	Alabama
12	Kinsey, Mason	5-10	198	1	Berry College
81	McMath, Racey	6-3	217	R	Louisiana State
18	Reynolds, Josh	6-3	196	5	Texas A&M
80	Rogers, Chester	6-0	184	5	Grambling State
15	Westbrook-Ikhine, Nick	6-2	211	2	Indiana

## #11 • WR A.J. BROWN

6-1, 226, 3rd Year, Mississippi  
[Click for complete bio](#)



Wide receiver **A.J. Brown** is in his third NFL season in 2021. He was selected by the Titans in the second round (51st overall) of the 2019 NFL Draft.

In his first two years in the NFL, Brown totaled 122 receptions for 2,126 yards (17.4 avg.) with 19 touchdown catches. He became the 11th player to reach 1,000 receiving yards in each of his first two NFL seasons, the first player to do so since **Michael Thomas** (2016-17) and the only player in Titans/Oilers history other than **Bill Groman** (1960-61) to accomplish the feat. From 1970 through 2020, Brown and **Randy Moss** were the only players to post at least 120 receptions and 19 touchdown catches while averaging 17.0 yards per reception in their first two seasons.

Brown was selected to his first Pro Bowl in 2020 after leading the team with 70 receptions, 1,075 receiving yards and 11 touchdown catches in 14 games (12 starts). He tied for fifth place in the NFL in touchdown receptions and joined **Drew Bennett** (11 in 2004) as the only players in the team's "Titans era" (since 1999) with 10 or more touchdown receptions in a season. He added a touchdown on a kickoff return.

As a rookie, Brown led the Titans in every major receiving category, totaling 52 catches for 1,051 yards and eight touchdowns. He added a 49-yard rushing touchdown. Among all rookies in franchise history, Brown ranked third in receiving yards and fifth in receptions, and he tied for the third-highest receiving touchdown total.

Brown led the 2019 NFL rookie class in receiving yards and total touchdowns, and he tied for the rookie lead in touchdown receptions. He also placed fifth among rookies in receptions. Among all NFL players in 2019—rookies and veterans—Brown finished second in receiving average (20.2), behind only the Los Angeles Chargers' **Mike Williams** (20.4).

During a three-year career at Mississippi (2016-18), Brown became the program's all-time leading receiver with 2,984 yards. He ranked third in school history with 189 receptions and fifth all-time with 19 touchdowns. Brown averaged 15.8 yards per catch and 82.9 yards per game, and he tallied the most 100-yard receiving games in Ole Miss history with 12. He became the only receiver in Ole Miss history to tally 60 or more receptions in back-to-back seasons.

In 2018, Brown started all 12 games and set Ole Miss' single-season receiving records in yards (1,320) and catches (85), leading the SEC in both categories. His 1,320 receiving yards ranked seventh in the nation. Brown caught six touchdowns, averaging 110.0 yards per game, and he topped the 100-yard receiving mark in six contests. He earned AP first-team All-SEC and third-team All-American honors for the second consecutive season.

Brown was selected in the 19th round of the 2016 Major League Baseball Draft by the San Diego Padres as a centerfielder and he participated in the team's extended spring training program each summer from 2016-18.

He is a native of Starkville, Miss.

### Brown's 2021 Preseason Statistics:

Year	Team	GP	GS	Rec	Yds	Avg	Lg	TD
2021	Ten	0	0	0	0	-	-	0

### Brown's Career Regular Season Statistics:

Year	Team	GP	GS	Rec	Yds	Avg	Lg	TD
2019	Ten	16	11	52	1,051	20.2	91t	8
2020	Ten	14	12	70	1,075	15.4	73t	11
<b>Totals</b>		<b>30</b>	<b>23</b>	<b>122</b>	<b>2,126</b>	<b>17.4</b>	<b>91t</b>	<b>19</b>

### Brown's Career Postseason Statistics:

Year	Team	GP	GS	Rec	Yds	Avg	Lg	TD
2019	Ten	3	3	5	64	12.8	37	0
2020	Ten	1	1	6	83	13.8	28	1
<b>Totals</b>		<b>4</b>	<b>4</b>	<b>11</b>	<b>147</b>	<b>13.4</b>	<b>37</b>	<b>1</b>

### Brown's Regular Season Single-Game Highs:

**Receptions** - 10 at Houston (1/3/21)  
**Receiving Yards** - 153 (twice, last vs. Pittsburgh, 10/25/20)  
**Long Reception** - 91t at Oakland (12/8/19)  
**Touchdown Receptions** - 2 (three times, last vs. Houston, 10/18/20)

### Brown's Playoff Single-Game Highs:

**Receptions** - 6 vs. Baltimore (1/10/21)  
**Receiving Yards** - 83 vs. Baltimore (1/10/21)  
**Long Reception** - 37 at Kansas City (1/19/20)  
**Touchdown Receptions** - 1 vs. Baltimore (1/10/21)

## BROWN'S FIRST TWO SEASONS

Titans wide receiver **A.J. Brown's** statistics in his first two seasons placed him in distinguished company. His totals included 122 receptions for 2,126 receiving yards—a 17.4-yard average—and 19 touchdown catches.

In the last 50 years (since 1970), Brown and **Randy Moss** are the only players to enter the NFL and reach 120 receptions and 19 touchdown catches while averaging at least 17.0 yards per reception in their first two seasons.

### NFL players since 1970 with 120 receptions, 19 touchdown receptions and a 17.0-yard receiving average in their first two seasons (through 2020):

Player	Seasons	Team	Rec	Yards	Avg	Rec TD
Randy Moss	1998-1999	Minnesota	149	2,726	18.3	28
<b>A.J. Brown</b>	<b>2019-2020</b>	<b>Tennessee</b>	<b>122</b>	<b>2,126</b>	<b>17.4</b>	<b>19</b>

In his first two campaigns, Brown had eight performances in which he registered at least 100 receiving yards with one or more touchdown catches. Since 1970, only three players—**Odell Beckham Jr.** (12), Moss (nine) and **John Jefferson** (eight)—had more performances within their first two seasons in which they had 100 or more receiving yards and reached the end zone at least once.

### Most games with at least 100 receiving yards and one touchdown reception within a player's first two seasons, 1970-2020:

Player	Seasons	Team	Games w/ 100 Rec Yards + Rec TD
1. Odell Beckham Jr.	2014-2015	N.Y. Giants	12
2. Randy Moss	1998-1999	Minnesota	9
3. <b>A.J. Brown</b>	<b>2019-2020</b>	<b>Tennessee</b>	<b>8</b>
John Jefferson	1978-1979	San Diego	8
5. (three tied)			7



## 2019-20 RECEIVING TD LEADERS

**A.J. Brown** registered 11 touchdown receptions in 2020. The total tied for fifth place in the NFL behind only **Davante Adams** (18), **Tyreek Hill** (15), **Adam Thielen** (14) and **Mike Evans** (13).

Brown additionally scored one touchdown on a kickoff return in 2020.

### Most touchdown receptions in 2020:

Player	Team	Rec TD
1. Davante Adams	Green Bay Packers	18
2. Tyreek Hill	Kansas City Chiefs	15
3. Adam Thielen	Minnesota Vikings	14
4. Mike Evans	Tampa Bay Buccaneers	13
5. <b>A.J. Brown</b>	<b>Tennessee Titans</b>	<b>11</b>
Travis Kelce	Kansas City Chiefs	11
Robert Tonyan	Green Bay Packers	11
8. Tyler Lockett	Seattle Seahawks	10
DK Metcalf	Seattle Seahawks	10
10. (five tied)		9

From the beginning of his rookie season through the end of his second year, Brown's 19 touchdown receptions ranked fifth in the NFL behind the totals by Adams (23), Hill (22), Evans (21) and Thielen (20).

### Most total touchdown receptions from 2019 through 2020:

Player	Team(s)	Rec TD
1. Davante Adams	Green Bay Packers	23
2. Tyreek Hill	Kansas City Chiefs	22
3. Mike Evans	Tampa Bay Buccaneers	21
4. Adam Thielen	Minnesota Vikings	20
5. <b>A.J. Brown</b>	<b>Tennessee Titans</b>	<b>19</b>
6. Marvin Jones	Detroit Lions	18
Tyler Lockett	Seattle Seahawks	18
8. DK Metcalf	Seattle Seahawks	17
Mark Andrews	Baltimore Ravens	17
10. (four tied)		16

## BROWN'S RECEIVING PACE

Wide receiver **A.J. Brown** is off to one of the best beginnings to a career in franchise history. Since 1970, his pace to this point in his career ranks among the franchise's top players in both receiving yards and receiving touchdowns.

### Most touchdown receptions for the Titans/Oilers during a player's first 30 games with the team, 1970–present:

Player	Games	Rec TD
1. <b>A.J. Brown</b>	<b>30</b>	<b>19</b>
2. Kenny Britt	30	15
3. Dave Casper	30	14
Drew Hill	30	14
5. Rishard Matthews	30	13
Chris Sanders	30	13
7. Charlie Joiner	29	12
Nate Washington	30	12
9. (four tied)		10

### Most receiving yards for the Titans/Oilers during a player's first 30 games with the team, 1970–present:

Player	Games	Rec Yards
1. Ernest Givins	30	2,214
2. <b>A.J. Brown</b>	<b>30</b>	<b>2,126</b>
3. Drew Hill	30	2,073
4. Kenny Britt	30	1,747
5. Rishard Matthews	30	1,740
6. Kendall Wright	30	1,655
7. Chris Sanders	30	1,600
8. Webster Slaughter	30	1,599
9. Justin Gage	30	1,506
10. Delanie Walker	30	1,461

## BROWN'S CAREER 100-YARD RECEIVING GAMES

Date	Opp	No.	Yds.	Avg.	Lg	TD
12/08/2019	at Oakland	5	153	30.6	91t	2
10/25/2020	Pittsburgh	6	153	25.5	73t	1
01/03/2021	at Houston	10	151	15.1	52	1
11/24/2019	Jacksonville	4	135	33.8	65t	1
12/29/2019	at Houston	4	124	31.0	51t	1
12/15/2019	Houston	8	114	14.3	60	1
12/13/2020	at Jacksonville	7	112	16.0	37t	1
11/08/2020	Chicago	4	101	25.3	40t	1
09/08/2019	at Cleveland	3	100	33.3	51	0

\* Playoffs

## TOTAL TDS IN YEARS 1-2

**A.J. Brown** registered 21 total touchdowns from 2019 to 2020, his first two NFL seasons. He reached the end zone 19 times on receptions and added one rushing touchdown and one kickoff return touchdown.

In Titans/Oilers history, Brown became the fifth player with 20 or more total touchdowns in his first two NFL seasons and the first since **Chris Johnson** (2008-09).

### Players in Titans/Oilers history with at least 20 touchdowns in their first two NFL seasons:

Player	Position	Seasons	Total TD
1. Earl Campbell	RB	1978–1979	32
2. Bill Groman	WR	1960–1961	30
3. Chris Johnson	RB	2008–2009	26
4. Billy Cannon	RB	1960–1961	22
5. <b>A.J. Brown</b>	<b>WR</b>	<b>2019–2020</b>	<b>21</b>

## 50-YARD RECEPTIONS SINCE 2019

Since entering the NFL in 2019, **A.J. Brown** has recorded a total of nine receptions that have gone at least 50 yards. He owns the most such receptions in the NFL and also leads the league with six 50-yard touchdown receptions.

### Most 50-yard receptions since 2019:

Player	Team(s)	50+ Yard Receptions	50+ Yard TD Rec
1. <b>A.J. Brown</b>	<b>Tennessee Titans</b>	<b>9</b>	<b>6</b>
2. D.J. Moore	Carolina Panthers	7	4
3. Stefon Diggs	Minnesota/Buffalo	6	4
4. DK Metcalf	Seattle Seahawks	5	2
Marquez Valdes-Scantling	Green Bay Packers	5	4
6. (seven tied)		4	



GAME PREVIEW

TEAM NOTES

PLAYER NOTES

MEDIA

STATISTICS

ROSTERS



## FRANCHISE ROOKIE RECEIVING

Wide receiver **A.J. Brown** was the team's leading receiver in every major category during the 2019 regular season, and he vaulted high up the franchise's all-time rookie receiving charts.

Brown had 52 receptions for 1,051 yards for an average of 20.2 yards per catch, and he scored on eight touchdown receptions. He added a 49-yard rushing touchdown.

Among rookies in the history of the organization, Brown ranked third in receiving yards and fifth in receptions, and he tied for the third-highest receiving touchdown total.

### Most receiving yards by a rookie in franchise history:

Player	Season	Rec Yds
1. Bill Groman	1960	1,473
2. Ernest Givins	1986	1,062
<b>3. A.J. Brown</b>	<b>2019</b>	<b>1,051</b>
3. Chris Sanders	1995	823
5. Charlie Hennigan	1960	722
6. Kenny Britt	2009	701
7. Jerry LeVias	1969	696
8. Kendall Wright	2012	626
9. Mac Haik	1968	584
10. Dorial Green-Beckham	2015	549

### Most receptions by a rookie in franchise history:

Player	Season	Receptions
1. Bill Groman	1960	72
2. Kendall Wright	2012	64
3. Ernest Givins	1986	61
4. Sid Blanks	1964	56
<b>5. A.J. Brown</b>	<b>2019</b>	<b>52</b>
6. Charlie Hennigan	1960	44
7. Chris Johnson	2008	43
8. Kenny Britt	2009	42
Jerry LeVias	1969	42
10. Tajaé Sharpe	2016	41

### Most touchdown receptions by a rookie in franchise history:

Player	Season	Rec TD
1. Bill Groman	1960	12
2. Chris Sanders	1995	9
<b>3. A.J. Brown</b>	<b>2019</b>	<b>8</b>
Mac Haik	1968	8
5. Charlie Hennigan	1960	6
Tony Jones	1990	6
7. Billy Cannon	1960	5
Curtis Duncan	1987	5
Jerry LeVias	1969	5
10. (several tied)		4

## ROOKIE & 1ST-YEAR RECEIVING LEADERS

Titans wide receiver **A.J. Brown**, a second-round pick in the 2019 NFL Draft (51st overall), led the 2019 rookie class in receiving yards (1,051), and he tied for the rookie lead in touchdown receptions (eight). He also placed fifth in receptions.

### Most receiving yardage in 2019 by NFL rookies and first-year players:

Player	Team	Position	Rec Yds
<b>1. A.J. Brown</b>	<b>Tennessee Titans</b>	<b>WR</b>	<b>1,051</b>
2. Terry McLaurin	Washington Redskins	WR	919
3. DK Metcalf	Seattle Seahawks	WR	900
4. Deebo Samuel	San Francisco 49ers	WR	802
5. Darius Slayton	New York Giants	WR	740
6. Diontae Johnson	Pittsburgh Steelers	WR	680
7. Hunter Renfrow	Oakland Raiders	WR	605
8. Marquise Brown	Baltimore Ravens	WR	584
9. Noah Fant	Denver Broncos	TE	562
10. Mecole Hardman	Kansas City Chiefs	WR	538

### Most receptions in 2019 by NFL rookies and first-year players:

Player	Team	Position	Rec
1. Diontae Johnson	Pittsburgh Steelers	WR	59
2. Terry McLaurin	Washington Redskins	WR	58
DK Metcalf	Seattle Seahawks	WR	58
4. Deebo Samuel	San Francisco 49ers	WR	57
<b>5. A.J. Brown</b>	<b>Tennessee Titans</b>	<b>WR</b>	<b>52</b>
6. Miles Sanders	Philadelphia Eagles	RB	50
7. Hunter Renfrow	Oakland Raiders	WR	49
8. Darius Slayton	New York Giants	WR	48
9. Marquise Brown	Baltimore Ravens	WR	46
10. Noah Fant	Denver Broncos	TE	40

### Most touchdown receptions in 2019 by NFL rookies and first-year players:

Player	Team	Position	TD
<b>1. A.J. Brown</b>	<b>Tennessee Titans</b>	<b>WR</b>	<b>8</b>
Darius Slayton	New York Giants	WR	8
3. DK Metcalf	Seattle Seahawks	WR	7
Terry McLaurin	Washington Redskins	WR	7
Marquise Brown	Baltimore Ravens	WR	7
6. Mecole Hardman	Kansas City Chiefs	WR	6
7. Diontae Johnson	Pittsburgh Steelers	WR	5
Foster Moreau	Oakland Raiders	TE	5
9. Hunter Renfrow	Oakland Raiders	WR	4
Steven Sims	Washington Redskins	WR	4

## 2019 RECEIVING AVERAGE LEADERS

Titans rookie wide receiver **A.J. Brown** finished second among all qualifying NFL players in 2019 in receiving average. Only the Chargers' **Mike Williams** (20.4) averaged more yards per reception than Brown.

### Highest receiving average in 2019 (all players; minimum 16 receptions):

Player	Rec	Rec Yds	Rec Avg
1. Mike Williams	49	1,001	20.4
<b>2. A.J. Brown</b>	<b>52</b>	<b>1,051</b>	<b>20.2</b>
3. Kenny Golladay	65	1,190	18.3
4. Stefon Diggs	63	1,130	17.9
Breshad Perriman	36	645	17.9
6. Mike Evans	67	1,157	17.3
7. Michael Gallup	66	1,107	16.8
8. James Washington	44	735	16.7
DeVante Parker	72	1,202	16.7
10. Chris Conley	47	775	16.5

## 2019 RECEIVING LEADERS, FINAL 6 GAMES

Over the final six regular season games of 2019, Titans second-round pick **A.J. Brown** not only led all rookies but also led all NFL players with 605 receiving yards and a remarkable average of 24.2 yards per catch. His five touchdown receptions in the final six games tied for the second-most in the NFL.

### Most receiving yards in the final six games (team games) of 2019:

Player	Team	Rec	Yds	Avg	TD
<b>1. A.J. Brown</b>	<b>Tennessee</b>	<b>25</b>	<b>605</b>	<b>24.2</b>	<b>5</b>
2. DeVante Parker	Miami	32	598	18.7	5
3. Michael Thomas	New Orleans	55	584	10.6	4
4. Robert Woods	L.A. Rams	45	568	12.6	2
5. Breshad Perriman	Tampa Bay	26	550	21.2	5
6. Tyler Higbee	L.A. Rams	48	542	11.3	2
7. Allen Robinson	Chicago	41	514	12.5	4
8. George Kittle	San Francisco	39	512	13.1	3
Julio Jones	Atlanta	40	512	12.8	2
10. Travis Kelce	Kansas City	41	488	11.9	2
Christian McCaffrey	Carolina	57	488	8.6	1

## 50 RECEPTIONS, 1,000 YARDS

**A.J. Brown** enjoyed one of the finest seasons in franchise history by a rookie wide receiver. His 2019 regular season totals included 52 receptions, 1,051 receiving yards and eight touchdown catches, and his 20.2-yard receiving average ranked second in the NFL.

Brown achieved a rare statistical combination matched by only three other NFL rookies since 1970. Since then, **John Jefferson** (1978), **Bill Brooks** (1986), **Randy Moss** (1998) and Brown are the league's only rookies to have a minimum of 50 receptions, 1,000 receiving yards and five receiving touchdowns while averaging at least 17.0 yards per catch.

**NFL rookies since 1970 with 50 receptions, 1,000 receiving yards, five touchdown receptions and a 17.0-yard receiving average:**

Player	Year	Team	Rec	Yards	TD	Avg
<b>A.J. Brown</b>	<b>2019</b>	<b>Tennessee</b>	<b>52</b>	<b>1,051</b>	<b>8</b>	<b>20.2</b>
Randy Moss	1998	Minnesota	69	1,313	17	19.0
Bill Brooks	1986	Indianapolis	65	1,131	8	17.4
John Jefferson	1978	San Diego	56	1,001	13	17.9

## #2 • WR JULIO JONES

**6-3, 220, 11th Year, Alabama**

[Click for complete bio](#)



Wide receiver **Julio Jones** is in his 11th NFL season and his first campaign with the Titans in 2021. He was acquired in a June 2021 trade in which the Titans sent a 2022 second-round draft pick and a conditional 2023 fourth-rounder to the Atlanta Falcons in exchange for Jones and a 2023 sixth-round pick.

The seven-time Pro Bowler and two-time first-team All-Pro selection arrived in Tennessee with 848 career receptions for 12,896 yards and 60 touchdowns in 135 games (134 starts). He set Falcons franchise receiving records in both catches and yards, while his touchdowns ranked second all-time.

Through the 2020 campaign, Jones averaged 95.5 receiving yards per game, ranking first in NFL history. Hall of Famer **Calvin Johnson** established the previous record of 86.1 receiving yards per game.

Jones' 12,896 career receiving yards through 2020 put him 20th in league annals, while his 58 career 100-yard receiving games put him fourth all-time behind Hall of Famers **Jerry Rice** (76), **Randy Moss** (64) and **Marvin Harrison** (59). Among all players in NFL history with at least 848 career catches, only Moss' 15.6-yard average ranked higher than Jones' average of 15.2 yards per reception through 2020.

Jones eclipsed the 12,000-yard career receiving mark faster than any other player in NFL history, doing so in 125 games and shattering Rice's old record of 142 games.

Jones was selected to the Pro Bowl in 2012 and every season from 2014 to 2019. He earned Associated Press first-team All-Pro honors in both 2015 and 2016. (2015-16).

In 2015, Jones posted one of the best seasons by a receiver in NFL history after leading the NFL with 1,871 receiving yards and tying for the NFL lead with 136 receptions. His final numbers ranked second all-time in



receiving yards for a season and tied for second all-time in receptions for a season in NFL history.

A native of Foley, Ala., Jones established himself as one of the premier wide receivers in college football in three seasons at the University of Alabama. After 40 collegiate games, his 179 receptions ranked second all-time at Alabama, while his 2,653 receiving yards ranked second in school history and his 15 touchdowns tied for fourth in Crimson Tide annals. As a junior (2010), he garnered second-team All-American honors and was a first-team All-Southeastern Conference selection after leading the Tide and setting school records with 78 receptions and 1,133 receiving yards to go along with seven touchdown catches.

He was drafted by the Falcons with the sixth overall selection in the 2011 NFL Draft.

### Jones' 2021 Preseason Statistics:

Year	Team	GP	GS	Rec	Yds	Avg	Lg	TD
2021	Ten	0	0	0	0	-	-	0

### Jones' Career Regular Season Statistics:

Year	Team	GP	GS	Rec	Yds	Avg	Lg	TD
2011	Atl	13	13	54	959	17.8	80t	8
2012	Atl	16	15	79	1,198	15.2	80t	10
2013	Atl	5	5	41	580	14.1	81t	2
2014	Atl	15	15	104	1,593	15.3	79	6
2015	Atl	16	16	136	1,871	13.8	70t	8
2016	Atl	14	14	83	1,409	17.0	75t	6
2017	Atl	16	16	88	1,444	16.4	53	3
2018	Atl	16	16	113	1,677	14.8	58	8
2019	Atl	15	15	99	1,394	14.1	54t	6
2020	Atl	9	9	51	771	15.1	44	3
<b>Totals</b>		<b>135</b>	<b>134</b>	<b>848</b>	<b>12,896</b>	<b>15.2</b>	<b>81t</b>	<b>60</b>

### Jones' Career Postseason Statistics:

Year	Team	GP	GS	Rec	Yds	Avg	Lg	TD
2011	Atl	1	1	7	64	9.1	20	0
2012	Atl	2	2	17	241	14.2	46t	2
2016	Atl	3	3	19	334	17.6	73t	3
2017	Atl	2	2	18	195	10.8	27	1
<b>Playoff Totals</b>		<b>8</b>	<b>8</b>	<b>61</b>	<b>834</b>	<b>13.7</b>	<b>73t</b>	<b>6</b>

### Jones' Regular Season Single-Game Highs:

- Receptions** - 13 (Twice, last at San Francisco, 10/15/19)
- Receiving Yards** - 300 vs. Carolina (10/2/16)
- Long Reception** - 81t vs. St. Louis (9/15/13)
- Touchdowns** - 2 (13 times, last at Minnesota, 10/18/20)
- Rushes** - 2 at Indianapolis (11/6/11)
- Rushing Yards** - 33 at Indianapolis (11/6/11)
- Long Rush** - 19 at Indianapolis (11/6/11)

### Jones' Playoff Single-Game Highs:

- Receptions** - 11 vs. San Francisco (1/20/13)
- Receiving Yards** - 182 vs. San Francisco (1/20/13)
- Long Reception** - 73t vs. Green Bay (1/22/17)
- Touchdowns** - 2 (Twice, last vs. Green Bay 1/22/17)

## RECEIVING YARDS PER GAME, NFL HISTORY

Since he entered the NFL in 2011, **Julio Jones** has averaged more receiving yards per game than any other player in NFL history with at least 100 career games.

**Calvin Johnson** held the previous record with an average of 86.1 receiving yards per contest.

### Most career receiving yards per game (min. 100 games):

Player	Games	Rec	Rec Yds	Rec Yds Per Game
1. <b>Julio Jones</b>	<b>135</b>	<b>848</b>	<b>12,896</b>	<b>95.5</b>
2. Calvin Johnson	135	731	11,619	86.1
3. Antonio Brown	139	886	11,746	84.5
4. DeAndre Hopkins	126	747	10,009	79.4
5. Mike Evans	106	532	8,266	78.0
6. Torry Holt	173	920	13,382	77.4
7. Marvin Harrison	190	1102	14,580	76.7
8. Jerry Rice	303	1549	22,895	75.6
9. Lance Alworth	136	542	10,266	75.5
10. Michael Irvin	159	750	11,904	74.9



## CAREER 100-YARD RECEIVING GAMES

Julio Jones has posted 58 career games with at least 100 receiving yards. In NFL history, only Hall of Famers **Jerry Rice** (76), **Randy Moss** (64) and **Marvin Harrison** (59) have accounted for more.

Jones' 58 career regular season games with 100 receiving yards from 2011 to 2020 were the most in NFL history by a player in his first 10 seasons. Moss held the previous mark with 51 such performances in his first 10 campaigns from 1998 to 2007.

### Most career 100-yard receiving games in NFL history:

Player	100-Yard Receiving Games
1. Jerry Rice	76
2. Randy Moss	64
3. Marvin Harrison	59
<b>4. Julio Jones</b>	<b>58</b>
5. Andre Johnson	51
Terrell Owens	51
Steve Smith	51
8. Don Maynard	50
9. Larry Fitzgerald	49
10. Torry Holt	47

## NFL CAREER RECEIVING YARDS TOP 20

Titans wide receiver **Julio Jones** currently ranks 20th in NFL history in career receiving yards. Among all active players, only Arizona's **Larry Fitzgerald** has more receiving yards than Jones.

### Most career receiving yards in NFL history:

Player	Seasons	Receiving Yards
1. Jerry Rice*	1985–2004	22,895
2. <i>Larry Fitzgerald</i>	2004–2020	17,492
3. Terrell Owens*	1996–2010	15,934
4. Randy Moss*	1998–2012	15,292
5. Isaac Bruce*	1994–2009	15,208
6. Tony Gonzalez*	1997–2013	15,127
7. Tim Brown*	1988–2004	14,934
8. Steve Smith	2001–2016	14,731
9. Marvin Harrison*	1996–2008	14,580
10. Reggie Wayne	2001–2014	14,345
11. Andre Johnson	2003–2016	14,185
12. James Lofton*	1978–1993	14,004
13. Cris Carter*	1987–2002	13,899
14. Anquan Boldin	2003–2016	13,779
15. Henry Ellard	1983–1998	13,777
16. Torry Holt	1999–2009	13,382
17. Andre Reed*	1985–2000	13,198
18. Steve Largent*	1976–1989	13,089
19. Jason Witten	2003–2020	13,046
<b>20. Julio Jones</b>	<b>2011–2020</b>	<b>12,896</b>

\* Member of the Pro Football Hall of Fame  
*Italics* = Active


## JONES' ATLANTA RECORDS

From the time the Atlanta Falcons selected **Julio Jones** with the sixth overall pick in the 2011 NFL Draft through his final season with the club in 2020, Jones set several franchise records. Here are the most notable:

- **12,896** - Most career receiving yards
- **1,871** - Most receiving yards in a single season (2015)
- **959** - Most receiving yards as a rookie (2011)
- **848** - Most career receptions
- **300** - Most receiving yards in a game (vs. Carolina, 10/2/16)
- **182** - Most receiving yards in a playoff game (vs. San Francisco, 1/20/13)
- **136** - Most receptions in a single season (2015)
- **58** - Most career 100-yard receiving games
- **9** - Most 100-yard receiving games in a season (2015 and 2018)
- **3** - Most seasons with 100 receptions

## #18 • WR JOSH REYNOLDS

**6-3, 196, 5th Year, Texas A&M**  
[Click for complete bio](#)



Wide receiver **Josh Reynolds** is in his fifth NFL season and his first campaign with the Titans in 2021. He was signed as an unrestricted free agent on March 23, 2021 after spending the first four years of his career (2017-20) with the Los Angeles Rams.

Reynolds spent his first four NFL seasons with the Los Angeles Rams after being selected in the fourth round (117th overall) of the 2017 NFL Draft. He arrived in Tennessee with 113 career receptions for 1,450 yards and nine touchdowns in 64 games (24 starts). Additionally, he had 11 receptions for 186 yards in six postseason contests with the Rams.

In 2020, Reynolds set career highs with 13 starts, 52 receptions and 618 receiving yards, and he added a pair of touchdowns. He caught at least one pass in every contest during the regular season. A versatile player who can line up in multiple spots, he was split wide on 69.5 percent of snaps in 2020, per Sportradar.

Reynolds never missed a game during his time with the Rams. His 64 consecutive games played put him in a tie for the third-longest streak among all active wide receivers at the conclusion of 2020.

A native of San Antonio, Texas, Reynolds played three seasons (2014-16) at Texas A&M, where he accumulated 164 receptions for 2,788 yards. His 30 touchdown catches with the Aggies gave him the second-best total in school history.

### Reynolds' 2021 Preseason Statistics:

Year	Team	GP	GS	Rec	Yds	Avg	Lg	TD
2021	Ten	2	0	0	0	-	-	0

### Reynolds' Career Regular Season Receiving Statistics:

Year	Team	GP	GS	Rec	Yds	Avg	Lg	TD
2017	LAR	16	1	11	104	9.5	28	1
2018	LAR	16	8	29	402	13.9	33	5
2019	LAR	16	2	21	326	15.5	31t	1
2020	LAR	16	13	52	618	11.9	40t	2
<b>Totals</b>		<b>64</b>	<b>24</b>	<b>113</b>	<b>1,450</b>	<b>12.8</b>	<b>40t</b>	<b>9</b>

### Reynolds' Career Postseason Receiving Statistics:

Year	Team	GP	GS	Rec	Yds	Avg	Lg	TD
2017	LAR	1	0	0	0	0	0	0
2018	LAR	3	2	8	121	15.1	33	0
2020	LAR	2	1	3	65	21.7	28	0
<b>Totals</b>		<b>6</b>	<b>3</b>	<b>11</b>	<b>186</b>	<b>16.9</b>	<b>33</b>	<b>0</b>

### Reynolds' Regular Season Single-Game Highs:

**Receptions** - 8 vs. Seattle (11/15/20)  
**Receiving Yards** - 94 vs. Seattle (11/15/20)  
**Long Reception** - 40t at San Francisco (10/18/20)  
**Touchdowns** - 2 (Twice, last vs. San Francisco, 12/30/18)

### Reynolds' Playoff Single-Game Highs:

**Receptions** - 4 at New Orleans (1/20/19)  
**Receiving Yards** - 74 at New Orleans (1/20/19)  
**Long Reception** - 33 at New Orleans (1/20/19)





# TITANS OFFENSIVE LINEMEN

## CENTERS

No.	Name	Ht	Wt	Exp	College
67	Banwart, Cole	6-4	298	R	Iowa
60	Jones, Ben	6-3	308	10	Georgia
52	Munyer, Daniel	6-1	305	4	Colorado

## GUARDS

No.	Name	Ht	Wt	Exp	College
62	Brewer, Aaron (NFI)	6-1	295	2	Texas State
64	Davis, Nate	6-3	316	3	Charlotte
57	Roos, Jordan	6-3	302	3	Purdue
76	Saffold III, Rodger	6-5	325	12	Indiana

## TACKLES

No.	Name	Ht	Wt	Exp	College
69	DiLauro, Christian	6-6	300	1	Illinois
68	Herring, Chandon	6-7	307	R	Brigham Young
66	Kemp, Brandon (IR)	6-6	317	1	Valdosta State
71	Lamm, Kendall	6-5	310	7	Appalachian State
77	Lewan, Taylor	6-7	309	8	Michigan
72	Quessenberry, David	6-5	310	3	San Jose State
79	Qvale, Brent (IR)	6-7	315	7	Nebraska
75	Radunz, Dillon	6-6	301	R	North Dakota St.
70	Sambrailo, Ty	6-5	311	7	Colorado State


## Davis' Career Postseason Games Played/Games Started:

Year	Team	GP	GS	Starts by Position
2019	Ten	3	3	RG-3
2020	Ten	1	1	RG-1
<b>Playoff Totals</b>		<b>4</b>	<b>4</b>	<b>RG-4</b>

## #60 • C BEN JONES

6-3, 303, 10th Year, Georgia

[Click for complete bio](#)



Center **Ben Jones** is in his 10th NFL season and his sixth campaign with the Titans in 2021. He was signed as an unrestricted free agent on March 10, 2016.

From 2012 through 2020, Jones appeared in 143 of 144 possible regular season games, including starts in all but one game during his first five seasons in Tennessee.

In 2020, Jones started every game at center and was a part of an offense that tied for the second-overall ranking in the NFL (396.4 yards per game), finished second in rushing (168.1), and allowed the sixth-fewest sacks (25). He helped pave the way for **Derrick Henry** to produce the NFL's eighth all-time 2,000-yard rushing season (2,027).

In 2019, Jones captained an offensive line that helped Henry win the NFL's rushing title (1,540 yards). He started all three playoff games en route to an AFC Championship Game appearance.

On Dec. 12, 2019, Jones was named the Titans nominee for the Walter Payton NFL Man of the Year Award. Considered one of the league's most prestigious honors, the award recognizes an NFL player for outstanding community service activities off the field, as well as excellence on the field.

On Nov. 3, 2019, Jones' streak of 120 consecutive games played and 88 consecutive starts came to an end when he was deactivated with a concussion. At the time, Jones' consecutive games streak tied Kansas City's **Mitchell Schwartz** for the longest active streak in the NFL among offensive linemen, and his starting streak ranked first in the NFL among all centers.

Jones started all 16 games at center in 2018, registering a start in every contest for the fifth consecutive season, dating back to his third year in Houston (2014).

In his first year in Tennessee, Jones played a key role in an offensive turnaround. The veteran was a key cog in a line that helped the Titans finish 11th overall in offense, third in rushing and tied for seventh in fewest sacks allowed.

Jones was originally selected by the Houston Texans in the fourth round (99th overall) of the 2012 NFL Draft. Over the following four seasons, he started contests at center and both guard spots. He was a starter on two playoff teams in Houston (2012 and 2015).

In 2015, Jones started every game at center, extending his streak of consecutive regular season games played to 64, which was the second-longest active streak among NFL centers at the conclusion of the season.

A native of Centreville, Ala., Jones attended the University of Georgia, where his 49 total starts ranked third in school annals. He was a two-time All-SEC selection by the league's coaches and was named to Georgia's Team of the Decade. As a senior (2011), the team captain earned All-SEC first-team honors.

## Jones' 2021 Preseason Games Played/Games Started:

Year	Team	GP	GS	Starts by Position
2021	Ten	0	0	

## Jones' Career Regular Season Games Played/Games Started:

Year	Team	GP	GS	Starts by Position
2012	Hou	16	10	RG-10
2013	Hou	16	1	RG-1
2014	Hou	16	16	LG-16
2015	Hou	16	16	C-16
2016	Ten	16	16	C-16
2017	Ten	16	16	C-16
2018	Ten	16	16	C-16
2019	Ten	15	15	C-15
2020	Ten	16	16	C-16
<b>NFL Totals</b>		<b>143</b>	<b>122</b>	<b>C-95, LG-16, RG-11</b>

## #64 • G NATE DAVIS

6-3, 316, 3rd Year, Charlotte

[Click for complete bio](#)



**Nate Davis** is in his third NFL season in 2021. He was selected by the Titans in the third round (82nd overall) of the 2019 NFL Draft.

Davis started all 16 games at right guard in 2020, giving him 28 consecutive starts dating back to the final 12 games of his rookie season. He also started all four of the team's postseason games from 2019 to 2020.

Davis was a part of a 2020 offense that tied for the second-overall ranking in the NFL (396.4 yards per game), finished second in rushing (168.1), and allowed the sixth-fewest sacks (25). Davis helped pave the way for **Derrick Henry** to produce the NFL's eighth all-time 2,000-yard rushing season (2,027).

As a rookie in 2019, Davis played in 13 games with 12 starts at right guard. It was the highest number of starts at guard by a Titans rookie since **Chance Warmack's** 16 starts in 2013. He also started all three of the team's postseason games.

In four seasons at Charlotte (2015-18), Davis appeared in 41 career games with 37 starts. A four-year starter on the offensive line, Davis started at guard from 2015-17 before switching to right tackle for his senior season in 2018.

He is a native of Ashburn, Va.

## Davis' 2021 Preseason Games Played/Games Started:

Year	Team	GP	GS	Starts by Position
2021	Ten	0	0	

## Davis' Career Regular Season Games Played/Games Started:

Year	Team	GP	GS	Starts by Position
2019	Ten	13	12	RG-12
2020	Ten	16	16	RG-16
<b>NFL Totals</b>		<b>29</b>	<b>28</b>	<b>RG-28</b>



**Jones' Career Postseason Games Played/Games Started:**

Year	Team	GP	GS	Starts by Position
2012	Hou	2	2	RG-2
2015	Hou	1	1	C-1
2017	Ten	2	2	C-2
2019	Ten	3	3	C-3
2020	Ten	1	1	C-1
<b>Playoff Totals</b>		<b>9</b>	<b>9</b>	<b>C-7, RG-2</b>

**#77 • T TAYLOR LEWAN**

6-7, 309, 8th Year, Michigan  
[Click for complete bio](#)



Tackle **Taylor Lewan** is in his eighth NFL season in 2021. He was selected by the Titans with the 11th overall pick of the 2014 NFL Draft.

Lewan's 2020 season was cut short after he was placed on injured reserve on Oct. 19, 2020, one day after suffering a knee injury against the Houston Texans. He started each of the team's first five games of the season.

In 2019, Lewan registered 12 starts during the regular season, anchoring an offensive line that helped running back **Derrick Henry** win the NFL's rushing title (1,540 yards). He started all three playoff games, including the AFC Championship Game.

Lewan was named to the Pro Bowl for the third consecutive season in 2018. He played and started in 15 of the team's 16 games at left tackle, marking his fourth consecutive season with at least 15 starts.

In 2017, Lewan became the team's first offensive lineman to make multiple Pro Bowls since center **Kevin Mawae** from 2008–2009. Lewan started all 16 games for the second consecutive season in 2017 and added starts in both postseason contests.

In 2016, Lewan started all 16 games for the first time. The left tackle was the anchor a line that helped the Titans finish 11th overall in offense, third in rushing and tied for seventh in fewest sacks allowed.

In 2015, Lewan started the first 15 games of the season at left tackle before missing the finale with a concussion.

As a rookie in 2014, Lewan played in 11 games with six starts before suffering an ankle injury. He played as a reserve for the first five games and then started in six consecutive contests before the injury caused him to be inactive the final five weeks. For his efforts, Lewan was named to the Pro Football Writers of America All-Rookie Team.

In four seasons at Michigan, Lewan appeared in 50 games with 48 starts at left tackle. He started the final 41 games of his career and was named the Big Ten Conference Offensive Lineman of the Year in 2012 and 2013. As a senior in 2013, he started all 13 games at left tackle for the third consecutive season and was named second-team *Associated Press* All-American.

At the 2014 NFL Scouting Combine, he ran the 40-yard dash in 4.87 seconds, beating all other offensive linemen in his class and clocking the fourth-fastest time among offensive linemen in the last five years (2010-14). He also ranked among the top offensive linemen at the 2014 combine in the broad jump (first at nine feet, nine inches), vertical jump (tied for third at 30.5 inches) and three-cone drill (fourth at 7.39 seconds).

A native of Cave Creek, Ariz., Lewan became the first offensive tackle selected by the Titans/Oilers in the first round since tackle Brad Hopkins (13th overall) in 1993.

**Lewan's 2021 Preseason Games Played/Games Started:**

Year	Team	GP	GS	Starts by Position
2021	Ten	0	0	

**Lewan's Career Regular Season Games Played/Games Started:**


Year	Team	GP	GS	Starts by Position
2014	Ten	11	6	LT-6
2015	Ten	15	15	LT-15
2016	Ten	16	16	LT-16
2017	Ten	16	16	LT-16
2018	Ten	15	15	LT-15
2019	Ten	12	12	LT-12
2020	Ten	5	5	LT-5
<b>NFL Totals</b>		<b>90</b>	<b>85</b>	<b>LT-85</b>

**Lewan's Career Postseason Games Played/Games Started:**

Year	Team	GP	GS	Starts by Position
2017	Ten	2	2	LT-2
2019	Ten	3	3	LT-3
2020	Ten	0	0	
<b>Playoff Totals</b>		<b>5</b>	<b>5</b>	<b>LT-5</b>

**#76 • G RODGER SAFFOLD III**

6-5, 325, 12th Year, Indiana  
[Click for complete bio](#)



Guard **Rodger Saffold III** is in his 12th NFL season and his third campaign with the Titans in 2021. He was signed by the Titans as an unrestricted free agent from the Los Angeles Rams on March 15, 2019.

In 2020, Saffold started 15 games at left guard in the NFL's second-overall ranked offense (396.4 yards per game). The Titans also finished second in rushing (168.1) and allowed the sixth-fewest sacks (25) in the league. Saffold helped pave the way for **Derrick Henry** to produce the NFL's eighth all-time 2,000-yard rushing season (2,027).

In 2019, Saffold started all 16 games for the second consecutive season and for the fourth time in his career. He was a key member of an offensive line that helped running back **Derrick Henry** win the NFL's rushing title (1,540 yards). He started all three playoff games, including the AFC Championship Game.

During the first nine seasons of his career (2010-18), Saffold appeared in 114 regular season games with 111 starts for the Rams. He also gained experience in the postseason, starting four career playoff games, including all three postseason contests on the Rams' run to Super Bowl LIII at the conclusion of 2018.

From 2017-18, Saffold played an integral role in one of the NFL's top-ranked offenses. According to STATS Inc., he allowed only two sacks during that time.

Saffold is extremely versatile, having started with the Rams at right tackle (three games), left tackle (36), right guard (13) and left guard (43).

A native of Bedford, Ohio, he spent four seasons at Indiana University (2006-09), where he started 41 career games and earned All-Big Ten honors as a senior.

Saffold was originally selected by the Rams in the second round (33rd overall) of the 2010 NFL Draft.

**Saffold's 2021 Preseason Games Played/Games Started:**

Year	Team	GP	GS	Starts by Position
2021	Ten	0	0	

**Saffold's Career Regular Season Games Played/Games Started:**

Year	Team	GP	GS	Starts by Position
2010	StL	16	16	LT-16
2011	StL	9	9	LT-9
2012	StL	10	10	LT-10
2013	StL	12	9	RG-5, RT-3, LT-1
2014	StL	16	16	LG-13, RG-3
2015	StL	5	5	RG-5
2016	LAR	15	15	LG-12, LT-2, RT-1
2017	LAR	15	15	LG-15
2018	LAR	16	16	LG-16
2019	Ten	16	16	LG-16
2020	Ten	15	15	LG-15
<b>NFL Totals</b>		<b>145</b>	<b>142</b>	<b>LG-87, LT-38, RG-13, RT-4</b>

**Saffold's Career Postseason Games Played/Games Started:**

Year	Team	GP	GS	Starts by Position
2017	LAR	1	1	LG-1
2018	LAR	3	3	LG-3
2019	Ten	3	3	LG-3
2020	Ten	1	1	LG-1
<b>Playoff Totals</b>		<b>8</b>	<b>8</b>	<b>LG-8</b>



# TITANS DEFENSIVE LINEMEN

No.	Name	Ht	Wt	Exp	College
96	Autry, Denico	6-5	285	8	Mississippi State
97	Coley, Trevon (IR)	6-1	300	5	Florida Atlantic
78	Hamilton IV, Woodrow	6-3	315	3	Mississippi
69	Jones, Naquan	6-3	313	R	Michigan State
91	Murchison, Larrell	6-2	297	2	North Carolina St.
94	Peko, Kyle	6-1	305	3	Oregon State
95	Rush, Anthony (R/COVID-19)	6-4	361	3	Alabama-Birmingham
98	Simmons, Jeffery	6-4	305	3	Mississippi State
93	Tart, Teair	6-2	304	2	Florida International

## #96 • DL DENICO AUTRY

6-5, 285, 8th Year, Mississippi State

[Click for complete bio](#)



Defensive lineman **Denico Autry** is in his eighth NFL season and his first season with the Titans in 2021. He was signed by the Titans as an unrestricted free agent on March 19, 2021.

After entering the NFL as a rookie free agent with the Oakland Raiders in 2014, Autry played four seasons with the Raiders (2014-17) and then three seasons with the Indianapolis Colts (2018-20). During that time he appeared in 96 games with 56 starts and amassed 200 tackles, 30.5 sacks, 53 quarterback hits, 17 passes defended, three forced fumbles and three fumble recoveries.

Autry also produced a total of eight blocked kicks from 2014 to 2020: two field goals, five extra points and one punt. That was three more than the next-closest NFL players on the list (five by **Margus Hunt** and **Ra'Shede Hageman**).

Over his three seasons in Indianapolis, his 20 total sacks ranked in the top 15 in the NFL for defensive linemen.

In 2020, Autry collected 33 tackles, 7.5 sacks, 10 quarterback pressures and nine tackles for loss in 14 games with the Colts. His 13 starts were the second-highest total of his career (14 in 2019).

In 2018, Autry led the Colts with a career-best nine sacks in his first season in Indianapolis. He also posted career highs with 13 tackles for loss and two forced fumbles.

The Albemarle, N.C., native played in 26 games (23 starts) in two seasons at Mississippi State University, totaling 73 tackles, 16 tackles for loss, six sacks and three forced fumbles. He spent his first two collegiate seasons at East Mississippi Community College where he was an NJCAA All-American and national champion.

### Autry's 2021 Preseason Statistics:

Year	Team	GP	GS	Tackle	Sack	QBP	TFL	Int	PD	FF	FR
2021	Ten	0	0	0	0.0	0	0	0	0	0	0

### Autry's Career Regular Season Statistics:

Year	Team	GP	GS	Tackle	Sack	QBP	TFL	Int	PD	FF	FR
2014	Oak	10	0	13	0.0	1	3	0	0	0	0
2015	Oak	14	8	29	3.0	7	6	0	4	0	0
2017	Oak	16	3	35	5.0	9	9	0	7	0	0
2018	Ind	12	11	37	9.0	11	13	0	1	2	1
2019	Ind	14	14	32	3.5	11	4	0	4	1	0
2020	Ind	14	13	33	7.5	10	9	0	0	0	0
<b>Totals</b>		<b>96</b>	<b>56</b>	<b>216</b>	<b>30.5</b>	<b>53</b>	<b>50</b>	<b>0</b>	<b>19</b>	<b>3</b>	<b>3</b>

### Autry's Career Postseason Statistics:

Year	Team	GP	GS	Tackle	Sack	QBP	TFL	Int	PD	FF	FR
2016	Oak	1	0	3	0.0	0	2	0	1	0	0
2018	Ind	2	2	4	1.0	3	2	0	0	0	0
2020	Ind	1	1	4	1.5	2	1	0	0	1	0
<b>Totals</b>		<b>4</b>	<b>3</b>	<b>11</b>	<b>2.5</b>	<b>5</b>	<b>5</b>	<b>0</b>	<b>1</b>	<b>1</b>	<b>0</b>

### Autry's Regular Season Single-Game Highs:

- Tackles** - 9 vs. Houston (9/30/18)
- Sacks** - 3 at Jacksonville (12/2/18)
- Forced Fumbles** - 2 at Jacksonville (12/2/18)
- Fumble Recovery** - 1 (Three times, last vs. Miami, 11/25/18)
- Pass Defensed** - 2 (Twice, last vs. Miami, 11/10/19)
- Tackles for Loss** - 4 vs. Houston (9/30/18)

### Autry's Playoff Single-Game Highs:

- Tackles** - 4 (Three times, last at Buffalo, 1/9/21)
- Sacks** - 1.5 at Buffalo (1/9/21)
- Forced Fumbles** - 1 at Buffalo (1/9/21)
- Passes Defensed** - 1 at Houston (1/7/17)
- Tackles for Loss** - 2 (Twice, last at Kansas City, 1/12/19)

## MOST TOTAL BLOCKS FROM 2014-2020

During his first seven NFL seasons (2014-20), **Denico Autry** recorded a total of eight blocks, getting a hand on five extra point attempts, two field goals and one punt. Autry led the NFL in total blocks during that time, three ahead of the next-closest players on the list (five by **Margus Hunt** and **Ra'Shede Hageman**).

Most total blocked field goals, extra points and punts from 2014 to 2020:

Player	FG	Blocked ...			Total
		PAT	Punt		
1. <b>Denico Autry</b>	2	5	1		8
2. Margus Hunt	2	3	0		5
Ra'Shede Hageman	1	4	0		5
4. William Gholston	2	2	0		4
Vincent Taylor	3	1	0		4
Cory Littleton	0	0	4		4
Derek Barnett	2	2	0		4
Henry Anderson	2	1	1		4
9. Shaquil Barrett	0	2	1		3
A'Shawn Robinson	2	1	0		3

## SACKS BY DTs FROM 2018-2020

From 2018 to 2020, when **Denico Autry** played for the Indianapolis Colts, he produced a total of 20 sacks. During that time, only five NFL players whose primary position was defensive tackle (or nose tackle) had more sacks than Autry.

Most total sacks among defensive tackles or nose tackles (primary position) from 2018 to 2020:

Player	Sacks
1. Aaron Donald	46.5
2. Chris Jones	32.0
3. DeForest Buckner	29.0
4. Cameron Heyward	21.0
5. Fletcher Cox	20.5
6. <b>Denico Autry</b>	<b>20.0</b>
7. Jarran Reed	19.0
8. Matt Ioannidis	17.5
Grady Jarrett	17.5
10. Arik Armstead	16.5



## #98 • DT JEFFERY SIMMONS

6-4, 305, 3rd Year, Mississippi State

[Click for complete bio](#)



Defensive lineman **Jeffery Simmons** is in his third NFL season in 2021. He was selected by the Titans in the first round (19th overall) of the 2019 NFL Draft.

In 2020, Simmons appeared and started in 15 games. With three defensive fumble recoveries, he tied **Chase Young** for the most in the NFL in 2020 and was the first Titans defender with three fumble recoveries in a season since 2005, when linebacker **Brad Kassell** accomplished the feat. Simmons ranked second on the team with 19 quarterback pressures and added 49 tackles, three sacks, three tackles for loss, five passes defended and one forced fumble. In the franchise's "Titans era" (since 1999), he became the first player to post at least three fumble recoveries, three sacks and five passes defended in the same season. He also had three tackles and a tackle for loss in one playoff contest.

Simmons began his rookie season on the non-football injury list due to a knee injury he suffered during training in February 2019. He missed the first six games of the season before joining the 53-man roster in Week 7.

His rookie totals included 40 tackles, two sacks, two tackles for loss, 14 quarterback pressures and one pass defended in nine games (seven starts). He added four tackles, three quarterback pressures and a fumble recovery in three playoff contests.

During a three-year career as a defensive tackle at Mississippi State, Simmons appeared in 38 contests with 28 starts. He finished his career ranked sixth in school history with 32.5 in tackles for loss. He also tied for sixth in MSU annals with five forced fumbles and tied for fourth with three blocked kicks. His totals also included 163 tackles, seven sacks, seven passes defended and two defensive touchdowns.

He was a first-team All-SEC selection as a sophomore and junior and was one of two players in the nation to be named a Bednarik Award Semifinalist in both 2017 and 2018.

As a junior in 2018, Simmons was named second-team All-American after totaling 63 tackles, 17 tackles for loss and two sacks. His 17 tackles for loss led the team, ranked fourth in the SEC and were the third-most in single-season school history.

During his sophomore season (2017), he set a career high with five sacks and added 12 tackles for loss. With three total blocked kicks and punts, he became the first SEC player since 2004 to lead the nation in the category.

Simmons is a native of Macon, Miss.

### Simmons' 2021 Preseason Statistics:

Year	GP	GS	Tackle	Sack	QBP	TFL	Int	PD	FF	FR
2021	1	1	0	0.0	0	0	0	0	0	0

### Simmons' Career Regular Season Statistics:

Year	GP	GS	Tackle	Sack	QBP	TFL	Int	PD	FF	FR
2019	9	7	40	2.0	14	2	0	1	0	0
2020	15	15	49	3.0	19	3	0	5	1	3
<b>Totals</b>	<b>24</b>	<b>22</b>	<b>89</b>	<b>5.0</b>	<b>33</b>	<b>5</b>	<b>0</b>	<b>6</b>	<b>1</b>	<b>3</b>

### Simmons' 2019/Career Postseason Statistics:

Year	GP	GS	Tackle	Sack	QBP	TFL	Int	PD	FF	FR
2019	3	0	4	0.0	3	0	0	0	0	1
2020	1	1	3	0.0	0	1	0	0	0	0
<b>Totals</b>	<b>4</b>	<b>1</b>	<b>7</b>	<b>0.0</b>	<b>3</b>	<b>1</b>	<b>0</b>	<b>0</b>	<b>0</b>	<b>1</b>

### Simmons' Regular Season Single-Game Highs:

- Tackles** - 7 vs. Cleveland (12/6/20)
- Sacks** - 1 (Five times, last at Indianapolis, 11/29/20)
- Quarterback Pressures** - 5 at Minnesota (9/27/20)
- Forced Fumbles** - 1 vs. Chicago (11/8/20)
- Fumble Recoveries** - 1 (Three times, last vs. Detroit, 12/20/20)

### Simmons' Playoff Single-Game Highs:

- Tackles** - 3 vs. Baltimore (1/10/21)
- Fumble Recoveries** - 1 at Baltimore (1/11/20)

# TITANS INSIDE LINEBACKERS

No.	Name	Ht	Wt	Exp	College
53	Bello, B.J. (IR)	6-3	229	4	Illinois State
55	Brown, Jayon	6-0	226	5	UCLA
49	Dzubnar, Nick	6-1	240	7	Cal Poly-San Luis Obispo
54	Evans, Rashaan	6-2	232	4	Alabama
47	Johnson, Jan	6-2	231	1	Penn State
51	Long Jr., David	5-11	227	3	West Virginia
45	March-Lillard, Justin	5-11	228	7	Akron
56	Rice, Monty	6-0	233	R	Georgia

## #55 • ILB JAYON BROWN

6-0, 226, 5th Year, UCLA

[Click for complete bio](#)



Linebacker **Jayon Brown** is in his fifth NFL season in 2021. He was selected by the Titans in the fifth round (155th overall) of the 2017 NFL Draft.

Brown was placed on injured reserve on Nov. 24, 2020 after starting the season's first 10 games. At the time, he led the team with 76 total tackles. His season statistics also included one sack, five tackles for loss, four quarterback pressures, one interception, eight passes defended and two forced fumbles.

Brown appeared in 14 contests in 2019 with a career-high 14 starts. He finished third on the team and set a career high with 117 tackles while adding one sack, four tackles for loss, seven quarterback pressures, one interception, nine passes defended and one fumble return for a touchdown. He added eight tackles and one pass defended in two postseason contests.

Brown played in all 16 games with nine starts in 2018. He finished second on the defense with 107 tackles and six sacks, and his 18 quarterback pressures tied for the second-highest total on the team. He was one of only six NFL linebackers with at least six sacks, one interception, one forced fumble and one fumble recovery during the season.

As a rookie, Brown appeared in all 16 regular season games and both postseason games as the team's nickel linebacker. He registered 67 tackles, which tied for the 10th-highest total by a "Titans era" rookie (1999-present) and ranked fifth among the team's rookie linebackers in that span.

In four seasons at UCLA (2013-16), Brown appeared in 49 games with 21 starts and totaled 220 tackles, three sacks, nine tackles for loss, three interceptions, 15 passes defended, one forced fumble and four fumble recoveries. He started 21 games over his final two seasons and totaled nine games with double-digit tackles.

As a senior in 2016, he earned first-team All-Pac-12 honors after leading the Bruins with 119 tackles, which tied for 16th on the all-time school single-season list. He added 2.5 sacks, seven tackles for loss, three interceptions, 23 passes defended and two fumble recoveries.

Brown is a native of Long Beach, Calif.

### Brown's 2021 Preseason Statistics:

Year	GP	GS	Tackle	Sack	QBP	TFL	Int	PD	FF	FR
2021	2	2	1	0.0	0	0	0	0	0	0

### Brown's Career Regular Season Statistics:

Year	GP	GS	Tackle	Sack	QBP	TFL	Int	PD	FF	FR
2017	16	0	67	1.5	6	2	0	4	0	1
2018	16	9	107	6.0	18	6	1	7	2	1
2019	14	14	117	1.0	7	4	1	9	0	1
2020	10	10	76	1.0	4	5	1	8	2	0
<b>Totals</b>	<b>56</b>	<b>33</b>	<b>367</b>	<b>9.5</b>	<b>35</b>	<b>17</b>	<b>3</b>	<b>28</b>	<b>4</b>	<b>3</b>

### Brown's Career Postseason Statistics:

Year	GP	GS	Tackle	Sack	QBP	TFL	Int	PD	FF	FR
2017	2	0	5	0.0	0	0	0	1	0	0
2019	2	2	8	0.0	0	0	0	1	0	0
2020	0	0	0	0.0	0	0	0	0	0	0
<b>Totals</b>	<b>4</b>	<b>2</b>	<b>13</b>	<b>0.0</b>	<b>0</b>	<b>0</b>	<b>0</b>	<b>2</b>	<b>0</b>	<b>0</b>



**Brown's NFL Regular Season Single-Game Highs:**  
**Tackles** - 16 vs. Jacksonville (11/24/19)  
**Sacks** - 1 (Eight times, last vs. Chicago, 11/8/20)  
**Interceptions** - 1 (Three times, last vs. Pittsburgh, 10/25/20)  
**Pass Defensed** - 4 vs. Pittsburgh (10/25/20)  
**Forced Fumbles** - 1 (Four times, last vs. Chicago, 11/8/20)  
**Fumble Recoveries** - 1 (Three times, last at Oakland, 12/8/19)

**Brown's NFL Playoff Single-Game Highs:**  
**Tackles** - 5 at Kansas City (1/19/20)

## BROWN IN ELITE GROUP IN 2018

Jayon Brown emerged in 2018 as one of the top playmakers on the Titans defense. He was one of only six NFL linebackers during the season to accumulate at least six sacks, one interception, one forced fumble and one opponent fumble recovery, joining Denver's Von Miller, Chicago's Khalil Mack, Kansas City's Justin Houston, Indianapolis' Darius Leonard and Buffalo's Lorenzo Alexander.

NFL linebackers in 2018 with at least six sacks, one interception, one forced fumble and one opponent fumble recovery:

Player	Team	Sacks	Int	Forced Fum	Opp Fum Rec
Von Miller	Denver Broncos	14.5	1	4	3
Khalil Mack	Chicago Bears	12.5	1	6	2
Justin Houston	Kansas City Chiefs	9.0	1	5	3
Darius Leonard	Indianapolis Colts	7.0	2	4	2
Lorenzo Alexander	Buffalo Bills	6.5	2	2	1
<b>Jayon Brown</b>	<b>Tennessee Titans</b>	<b>6.0</b>	<b>1</b>	<b>2</b>	<b>1</b>

## #54 • ILB RASHAAN EVANS

6-2, 232, 4th Year, Alabama

[Click for complete bio](#)



Linebacker Rashaan Evans is in his fourth NFL season in 2021. He was selected by the Titans with the 22nd pick in the first round of the 2018 NFL Draft. The Titans traded up from the 25th spot in order to take the former Alabama standout.

In 2020, Evans started all 16 games at inside linebacker for the second consecutive season and finished third on the defense with 96 tackles. He also tallied six quarterback pressures, one tackle for loss, 0.5 sacks, five passes defensed and one fumble recovery. He added nine tackles, one quarterback pressure and one tackle for loss in one postseason contest.

In 2019, Evans started every game and led the Titans with 139 tackles and 11 tackles for loss. He added 2.5 sacks, 11 quarterback pressures, one pass defensed and one fumble return for a touchdown. He started all three postseason games and finished second on the squad with 22 tackles, including a team-high three tackles for loss.

During his rookie season, Evans overcame an injury that kept him out of the preseason. He played in 15 games with seven starts at inside linebacker and totaled 63 tackles, six quarterback pressures, two tackles for loss and three passes defensed.

In four seasons with the Crimson Tide (2014–2017), Evans appeared in 53 games with 14 starts and totaled 152 tackles, 15.0 sacks, 23.5 tackles for loss, five passes defensed, 19 quarterback hurries, two forced fumbles and two fumble recoveries. During his four years there, he appeared in three CFP National Championship contests with two victories.

As a senior in 2017, Evans started 12 games and tied for the team lead with 74 tackles. He led the Crimson Tide with 13 tackles for loss despite missing a pair of games due to injury and also posted seven quarterback hurries, six sacks, three passes defensed, one forced fumble and one fumble recovery.

Following his senior campaign, he was named a first-team All-American by the AFCA, earned first-team All-SEC honors from Associated Press and second-team All-SEC honors from the conference coaches.

Evans is a native of Auburn, Ala.

### Evans' 2021 Preseason Statistics:

Year	GP	GS	Tackle	Sack	QBP	TFL	Int	PD	FF	FR
2021	2	2	0	0.0	0	0	0	0	0	0

### Evans' Career Regular Season Statistics:

Year	GP	GS	Tackle	Sack	QBP	TFL	Int	PD	FF	FR
2018	15	7	63	0.0	6	2	0	3	0	0
2019	16	16	139	2.5	11	11	0	1	0	1
2020	16	16	96	0.5	6	1	0	5	0	1
<b>Totals</b>	<b>47</b>	<b>39</b>	<b>298</b>	<b>3.0</b>	<b>23</b>	<b>14</b>	<b>0</b>	<b>9</b>	<b>0</b>	<b>2</b>

### Evans' Career Postseason Statistics:

Year	GP	GS	Tackle	Sack	QBP	TFL	Int	PD	FF	FR
2019	3	3	22	0.0	2	3	0	0	0	0
2020	1	1	9	0.0	1	1	0	0	0	0
<b>Totals</b>	<b>4</b>	<b>4</b>	<b>31</b>	<b>0.0</b>	<b>3</b>	<b>4</b>	<b>0</b>	<b>0</b>	<b>0</b>	<b>0</b>

### Evans' Regular Season Single-Game Highs:

**Tackles** - 14 vs. Tampa Bay (10/27/19)  
**Sacks** - 1 (Twice, last vs. Jacksonville, 11/24/19)  
**Fumble Recoveries** - 1 (Twice, last at Minnesota, 9/27/20)

### Evans' Playoff Single-Game Highs:

**Tackles** - 12 at New England (1/4/20)  
**Tackles for Loss** - 3 at New England (1/4/20)





# TITANS OUTSIDE LINEBACKERS

No.	Name	Ht	Wt	Exp	College
92	Adeniyi, Ola	6-1	248	4	Toledo
48	Dupree, Bud	6-4	269	7	Kentucky
58	Landry III, Harold	6-2	252	4	Boston College
57	Ray, Wyatt	6-3	255	2	Boston College
50	Roberson, Derick	6-3	250	3	Sam Houston St.
59	Simon, John	6-2	260	9	Ohio State
99	Weaver, Rashad	6-4	259	R	Pittsburgh

## #48 • OLB BUD DUPREE

6-4, 269, 7th Year, Kentucky  
[Click for complete bio](#)



Outside linebacker **Bud Dupree** is in his seventh NFL season and his first campaign with the Titans in 2021. He was signed by the Titans as an unrestricted free agent on March 19, 2021.

Dupree spent his first six NFL seasons in Pittsburgh after the Steelers chose him with the 22nd overall draft choice in the 2015 NFL Draft. His totals with the Steelers included 231 tackles, 39.5 sacks, 64 quarterback pressures, 53 tackles for loss, one interception, eight forced fumbles and three fumble recoveries in 81 games.

From 2019 to 2020, Dupree totaled 19.5 sacks, ranking eighth in the NFL despite missing five games. His six strip-sacks tied for fourth in the same period. In his final 17 games in Pittsburgh, he registered at least half a sack on 12 occasions.

In 2020, Dupree started the first 11 games but missed the final five contests due to injury. He totaled eight sacks, 15 quarterback hits, 31 tackles, eight tackles for loss, two forced fumbles and two passes defended.

In 2019, Dupree posted a career-best 11.5 sacks, 68 tackles, 16 tackles for loss, 17 quarterback hits, four forced fumbles, two fumble recoveries and three passes defended in a career-high 16 starts. His 16 tackles for loss ranked fourth in the NFL, while his sack total was the ninth-best in the league.

A native of Irwinton, Ga., Dupree played in 47 games with 38 starts at the University of Kentucky (2011-14) and finished with 247 tackles, 23.5 sacks, 38.0 tackles for loss and four forced fumbles. At the time he left school for the NFL, he ranked second in Wildcat history in career sacks.

### Dupree's 2021 Preseason Statistics:

Year	Team	GP	GS	Tackle	Sack	QBP	TFL	Int	PD	FF	FR
2021	Ten	0	0	0	0.0	0	0	0	0	0	0

### Dupree's Career Regular Season Statistics:

Year	Team	GP	GS	Tackle	Sack	QBP	TFL	Int	PD	FF	FR
2015	Pit	16	5	26	4.0	6	4	0	1	0	0
2016	Pit	7	4	24	4.5	6	5	0	1	1	0
2017	Pit	15	15	40	6.0	7	12	0	1	0	1
2018	Pit	16	15	42	5.5	13	8	1	3	1	0
2019	Pit	16	16	68	11.5	17	16	0	3	4	2
2020	Pit	11	11	31	8.0	15	8	0	2	2	0
<b>NFL Totals</b>		<b>81</b>	<b>66</b>	<b>231</b>	<b>39.5</b>	<b>64</b>	<b>53</b>	<b>1</b>	<b>11</b>	<b>8</b>	<b>3</b>

### Dupree's Career Postseason Statistics:

Year	Team	GP	GS	Tackle	Sack	QBP	TFL	Int	PD	FF	FR
2015	Pit	2	2	6	0.0	0	2	0	0	0	0
2016	Pit	3	3	15	0.5	3	1	0	1	0	0
2017	Pit	1	1	4	0.0	0	0	0	0	0	0
<b>Playoff Totals</b>		<b>6</b>	<b>6</b>	<b>25</b>	<b>0.5</b>	<b>3</b>	<b>3</b>	<b>0</b>	<b>1</b>	<b>0</b>	<b>0</b>

### Dupree's Regular Season Single-Game Highs:

- Tackles** - 7 vs. Cleveland (1/1/17)
- Sacks** - 2.5 at Buffalo (12/11/16)
- Interceptions** - 1 at Tampa Bay (9/24/18)
- Forced Fumbles** - 1 (Eight times, last at Baltimore, 11/1/20)
- Fumble Recovery** - 1 (Three times, last at Cincinnati, 11/24/19)
- Passes Defensed** - 2 at Cleveland (9/9/18)

### Dupree's Playoff Season Single-Game Highs:

- Tackles** - 6 vs. Miami (1/8/17)
- Sacks** - 0.5 vs. Miami (1/8/17)
- Passes Defensed** - 1 at Kansas City (1/15/17)

## SACKS FROM 2019 TO 2020

In **Bud Dupree's** final two seasons in Pittsburgh, he ranked eighth in the NFL with 19.5 total sacks despite missing the final five games of the 2020 campaign. He posted 11.5 sacks in 2019 and eight sacks in 2020.

Dupree also ranked ninth in the NFL from 2019 to 2020 with 24 tackles for loss.

### Most sacks in the NFL from 2019 to 2020:

Player	Sacks
1. T.J. Watt	29.5
2. Shaquil Barrett	27.5
3. Aaron Donald	26.0
Za'Darius Smith	26.0
5. Cameron Jordan	23.0
6. Myles Garrett	22.0
7. Chandler Jones	20.0
8. <b>Bud Dupree</b>	<b>19.5</b>
9. Joey Bosa	19.0
Justin Houston	19.0

Out of Dupree's 19.5 sacks from 2019 to 2020, he forced a fumble on six of those plays. His six strip-sacks tied for fourth place in that period.

### Most strip-sacks in the NFL from 2019 to 2020:

Player	Strip-Sacks
1. Shaquil Barrett	8
2. Yannick Ngakoue	7
Chandler Jones	7
4. <b>Bud Dupree</b>	<b>6</b>
Jason Pierre-Paul	6
Myles Garrett	6
T.J. Watt	6
Khalil Mack	6
9. Aaron Donald	5
Benson Mayowa	5
Haason Reddick	5



## #58 • OLB HAROLD LANDRY III

6-2, 252, 4th Year, Boston College  
[Click for complete bio](#)



Outside linebacker **Harold Landry III** is in his fourth NFL season in 2021. He was selected by the Titans in the second round (41st overall) of the 2018 NFL Draft after the Titans traded up 16 spots in the second round (57 to 41) in order to take the former Boston College standout.

From the start of his rookie season through 2020, Landry's 19 total sacks led the Titans. Other than **Jevon Kearse** (36.0), Landry produced the highest sack total by a Titans/Oilers player in his first three NFL seasons since individual sacks became an official NFL statistic in 1982.

In 2020, Landry recorded 16 starts for the second consecutive season. He led the team with 5.5 sacks, a career-high 32 quarterback pressures and a career-high 10 tackles for loss. He totaled 69 tackles and added one interception and a career-high five passes defended. In one playoff contest, he led the team with 10 tackles and two sacks.

Landry started all 16 games in 2019 and led the Titans with nine sacks. His 28 quarterback pressures ranked second, and he added 81 tackles, four tackles for loss, one pass defended, one forced fumble and two fumble recoveries. He also started all three postseason games and registered a sack and a team-high eight quarterback pressures.

As a rookie in 2018, he played in 15 games with three starts. His 4.5 sacks tied for third place on the team, and he also tied for second on the defense with 18 quarterback pressures.

In 46 career games playing defensive end for Boston College, Landry totaled 160 tackles, 26 sacks, 47.5 tackles for loss, seven passes defended, 10 forced fumbles, one fumble recovery and one interception. His 26 career sacks were exceeded in school history by only **Mathias Kiwanuka** (37.5 from 2002-05).

As a senior in 2017, Landry played and started eight games before a season-ending ankle injury ended his year. He finished second on the team with five sacks and totaled 38 tackles, 8.5 tackles for loss and two passes defended.

In 2016, Landry set the school's single-season record with 16.5 sacks, which led the nation. He added seven forced fumbles, which also led the country, while his 22 tackles for loss ranked fifth nationally and ranked second all-time for the Eagles. His numerous honors included Walter Camp second-team All-America, AP second-team All-America and second-team All-ACC by the Atlantic Coast Sports Media Association and the league's head coaches.

He is a native of Spring Lake, N.C.

### Landry's 2021 Preseason Statistics:

Year	GP	GS	Tackle	Sack	QBP	TFL	Int	PD	FF	FR
2021	1	1	1	0.0	0	0	0	0	0	0

### Landry's Career Regular Season Statistics:

Year	GP	GS	Tackle	Sack	QBP	TFL	Int	PD	FF	FR
2018	15	3	46	4.5	18	2	0	2	1	0
2019	16	16	81	9.0	28	4	1	1	1	2
2020	16	16	69	5.5	29	10	1	5	0	0
<b>Totals</b>	<b>47</b>	<b>35</b>	<b>196</b>	<b>19.0</b>	<b>75</b>	<b>16</b>	<b>2</b>	<b>8</b>	<b>2</b>	<b>2</b>

### Landry's Career Postseason Statistics:

Year	GP	GS	Tackle	Sack	QBP	TFL	Int	PD	FF	FR
2019	3	3	8	1.0	8	1	0	1	0	0
2020	1	1	10	2.0	4	1	0	0	0	0
<b>Totals</b>	<b>4</b>	<b>4</b>	<b>18</b>	<b>3.0</b>	<b>12</b>	<b>2</b>	<b>0</b>	<b>1</b>	<b>0</b>	<b>0</b>

### Landry's Regular Season Single-Game Highs:

- Tackles** - 8 (Twice, last at Green Bay, 12/27/20)
- Sacks** - 2 at Atlanta (9/29/19)
- Quarterback Pressures** - 9 at N.Y. Giants (12/16/18)
- Interceptions** - 1 (Twice, last vs. Jacksonville, 9/20/20)
- Forced Fumbles** - 1 (Twice, last vs. Tampa Bay, 10/27/19)
- Fumble Recovery** - 1 (Twice, last vs. Tampa Bay, 10/27/19)

### Landry's Playoff Season Single-Game Highs:

- Tackles** - 10 vs. Baltimore (1/10/21)
- Sacks** - 2 vs. Baltimore (1/10/21)
- Quarterback Pressures** - 4 vs. Baltimore (1/10/21)



## SACKS IN FIRST 3 SEASONS

From the start of his rookie season in 2018 through 2020, **Harold Landry III's** 19 total sacks led the Titans. Other than **Jevon Kearse** (36.0 sacks from 1999 through 2001), Landry produced the highest sack total by a Titans/Oilers player in his first three NFL seasons since individual sacks became an official NFL statistic in 1982.

### Most sacks for the Titans/Oilers in a player's first three NFL seasons, 1982–2020:

Player	Seasons	Sacks
1. Jevon Kearse	1999–2001	36.0
2. <b>Harold Landry III</b>	<b>2018–2020</b>	<b>19.0</b>
3. Jurrell Casey	2011–2013	16.0
4. Gary Walker	1995–1997	15.0
5. Ray Childress	1985–1987	14.5
6. Travis LaBoy	2004–2006	13.5
Carlos Hall	2002–2004	13.5
Kenny Holmes	1997–1999	13.5
9. (three tied)		12.5

## SACKS IN FIRST 25 GAMES

Titans outside linebacker **Harold Landry III** produced 11.5 career sacks in his first 25 career games, placing him in select company for defensive performance in the early stages of a career.

Since individual sacks became an official statistic in 1982, his sack total ranks third for the club among players in their first 25 NFL games.

The only previous Titans/Oilers players to record more sacks than Landry in their initial 25 NFL outings were former defensive end **Jevon Kearse** (17.5) and defensive lineman **Anthony Cook** (12.0).

### Most sacks for the Titans/Oilers in a player's first 25 NFL games (1982–present):

Player	Seasons	Sacks
1. Jevon Kearse	1999–2000	17.5
2. Anthony Cook	1995–1997	12.0
3. <b>Harold Landry III</b>	<b>2018–2019</b>	<b>11.5</b>
4. Jason Jones	2008–2010	11.0
5. Jacob Ford	2008–2009	10.5
6. Carlos Hall	2002–2003	10.0
7. Zach Brown	2012–2013	8.5
Kenny Holmes	1997–1998	8.5
Travis LaBoy	2004–2005	8.5
10. Gary Walker	1995–1996	8.0

GAME PREVIEW

TEAM NOTES

PLAYER NOTES

MEDIA

STATISTICS

ROSTERS





# TITANS CORNERBACKS

No.	Name	Ht	Wt	Exp	College
36	Boddy-Calhoun, Briean	5-9	193	4	Minnesota
39	Borders, Breon	6-0	189	3	Duke
3	Farley, Caleb	6-2	197	R	Virginia Tech
26	Fulton, Kristian	5-11	197	2	Louisiana State
35	Jackson, Chris	5-10	193	2	Marshall
20	Jenkins, Jackrabbit	5-10	190	10	North Alabama
23	Jones, Chris	6-0	200	3	Nebraska
24	Molden, Elijah	5-10	192	R	Washington
28	Peterson, Kevin (IR)	5-11	185	4	Oklahoma State

## #3 • CB CALEB FARLEY

6-2, 197, Rookie, Virginia Tech  
[Click for complete bio](#)



Cornerback **Caleb Farley** was selected by the Titans in the first round (22nd overall) of the 2021 NFL Draft.

Farley played two seasons at Virginia Tech, appearing in 24 games with 23 starts. His career totals included six interceptions, 25 passes defended, 56 tackles, one sack, two quarterback hits and seven kickoff returns for 152 yards (21.7 avg.).

Farley redshirted as a wide receiver in 2017 and then began playing cornerback for the first time in his redshirt freshman campaign in 2018. He continued playing for the Hokies in 2019 and then opted out of the 2020 campaign due to COVID-19 concerns.

In 2019, he started all 11 games in which he appeared and was named first team All-ACC after leading the conference with 16 passes defended. His four interceptions tied for second place in the conference. He also totaled 20 tackles and a quarterback hit.

In 2018, he earned honorable mention for the Mayo Clinic Comeback Player of the Year Award after registering 36 tackles, one tackle for loss, one sack, two interceptions and nine passes defended. He also added seven kickoff returns for 152 total yards (21.7 avg.).

Farley is a native of Maiden, N.C.

### Farley's 2021 Preseason Statistics:

Year	GP	GS	Tackle	Sack	QBP	TFL	Int	PD	FF	FR
2021	1	0	0	0.0	0	0	0	0	0	0


### Farley's College Statistics:

Year	Team	GP	GS	Tackle	Sack	QBP	TFL	Int	PD	FF	FR
2017	Va. Tech	0	0								
2018	Va. Tech	13	12	36	1.0	1	1	2	9	0	0
2019	Va. Tech	11	11	20	0.0	1	0	4	16	0	0
2020	Va. Tech	0	0								
<b>Totals</b>		<b>24</b>	<b>23</b>	<b>56</b>	<b>1.0</b>	<b>2</b>	<b>1</b>	<b>6</b>	<b>25</b>	<b>0</b>	<b>0</b>



## #26 • CB KRISTIAN FULTON

5-11, 197, 2nd Year, Louisiana State  
[Click for complete bio](#)



Cornerback **Kristian Fulton** is in his second NFL season in 2021. He was selected by the Titans in the second round (61st overall) of the 2020 NFL Draft.

In 2020, Fulton appeared in six games with two starts as a rookie. He totaled 16 tackles, one interception, one pass defended, one sack, one quarterback pressure and one tackle for loss. He also played in one postseason contest.

Prior to entering the NFL, the New Orleans, La., native was a two-year starter at Louisiana State. He appeared in 28 games with 25 starts and finished his career with 65 tackles, 25 passes defended and two interceptions.

As a senior in 2019, he started all 15 games and posted 38 tackles, one tackle for loss, 15 passes defended and one interception. He was recognized with second-team All-SEC honors from the Associated Press. In his final collegiate game, Fulton helped LSU secure a National Championship victory over Clemson with a career-high six tackles and one pass defended.

### Fulton's 2021 Preseason Statistics:

Year	GP	GS	Tackle	Sack	QBP	TFL	Int	PD	FF	FR
2021	2	2	0	0.0	0	0	0	1	0	0

### Fulton's Career Regular Season Statistics:

Year	GP	GS	Tackle	Sack	QBP	TFL	Int	PD	FF	FR
2020	6	2	16	1.0	1	1	1	1	0	0
<b>Totals</b>	<b>6</b>	<b>2</b>	<b>16</b>	<b>1.0</b>	<b>1</b>	<b>1</b>	<b>1</b>	<b>1</b>	<b>0</b>	<b>0</b>

### Fulton's Career Postseason Statistics:

Year	GP	GS	Tackle	Sack	QBP	TFL	Int	PD	FF	FR
2020	1	0	0	0.0	0	0	0	0	0	0
<b>Totals</b>	<b>1</b>	<b>0</b>	<b>0</b>	<b>0.0</b>	<b>0</b>	<b>0</b>	<b>0</b>	<b>0</b>	<b>0</b>	<b>0</b>

### Fulton's Regular Season Single-Game Highs:

**Tackles** - 4 at Denver (9/14/20)  
**Sacks** - 1 at Minnesota (9/27/20)  
**Interceptions** - 1 vs. Jacksonville (9/20/20)

## #20 • CB JACKRABBIT JENKINS

5-10, 190, 10th Year, North Alabama  
[Click for complete bio](#)



Cornerback **Jackrabbit Jenkins** is in his 10th NFL season and his first campaign with the Titans in 2021. He was signed by the Titans as a free agent on March 19, 2021.

Prior to his arrival in Tennessee, Jenkins played 128 games (125 starts) in nine NFL seasons with the St. Louis Rams (2012-15), New York Giants (2016-19) and New Orleans Saints (2019-20). In that time, he tallied 26 interceptions, 118 passes defended, six forced fumbles, two fumble recoveries and 522 tackles.

From 2012 through 2020, Jenkins ranked first in the NFL in passes defended (119), first in defensive touchdowns scored (nine) and fourth in interceptions (26). Jenkins registered two or more interceptions in eight of those nine seasons.

In 2020, Jenkins started 13 games for the Saints and recorded three interceptions, 12 passes defended and 55 tackles. His interception total tied for the team lead.

In 2016, he earned his first Pro Bowl berth and Associated Press second-team All-Pro honors for the 11-5 Giants, as he totaled three interceptions and a career-best 18 passes defended.

In 2012, Jenkins was named to the PFWA All-Rookie team after leading the Rams with four interceptions and tying the NFL rookie record with three interception returns for touchdowns.

Jenkins was a second-round selection by the Rams in the 2012 NFL Draft. He finished his college career at North Alabama after spending three seasons at the University of Florida.



**Jenkins' 2021 Preseason Statistics:**

Year	Team	GP	GS	Tackle	Sack	QBP	TFL	Int	PD	FF	FR
2021	Ten	1	1	0	0.0	0	0	0	0	0	0

**Jenkins' Career Regular Season Defensive Statistics:**

Year	Team	GP	GS	Tackle	Sack	QBP	TFL	Int	PD	FF	FR
2012	StL	15	14	83	0.0	NA	NA	4	15	0	1
2013	StL	16	16	69	1.0	NA	NA	1	19	0	1
2014	StL	14	13	59	0.0	NA	NA	2	5	2	0
2015	StL	15	15	64	0.0	NA	NA	3	15	1	0
2016	NYG	15	15	49	1.0	NA	NA	3	18	1	0
2017	NYG	9	9	31	0.0	NA	NA	3	9	1	0
2018	NYG	16	16	69	0.0	NA	NA	2	15	1	0
2019	NYG/NO	15	14	61	0.0	NA	NA	5	16	0	0
2020	NO	13	13	54	0.0	NA	NA	3	12	0	0
<b>NFL Totals</b>		<b>128</b>	<b>125</b>	<b>539</b>	<b>2.0</b>	<b>NA</b>	<b>NA</b>	<b>26</b>	<b>124</b>	<b>6</b>	<b>2</b>

**Jenkins' Career Postseason Defensive Statistics:**

Year	Team	GP	GS	Tackle	Sack	QBP	TFL	Int	PD	FF	FR
2016	NYG	1	1	1	0.0	NA	NA	0	0	0	0
2019	NO	1	1	8	0.5	NA	NA	0	0	1	0
2020	NO	2	2	9	0.0	NA	NA	0	1	0	0
<b>Playoff Totals</b>		<b>4</b>	<b>4</b>	<b>18</b>	<b>0.5</b>	<b>NA</b>	<b>NA</b>	<b>0</b>	<b>1</b>	<b>1</b>	<b>0</b>

**Jenkins' NFL Regular Season Single-Game Highs:**

- Tackles** - 10 at Dallas (9/22/13)
- Interceptions** - 2 (Three times, last vs. Washington, 9/29/19)
- Interception Long** - 99t at San Diego (11/23/14)
- Sacks** - 1 (Twice, last at Cleveland 11/27/16)
- Passes Defensed** - 5 vs. Atlanta (11/22/20)
- Forced Fumbles** - 1 (Six times, last at Atlanta, 10/22/18)
- Fumble Recoveries** - 1 (Twice, last at Arizona, 12/8/13)

**Jenkins' NFL Playoff Single-Game Highs:**

- Tackles** - 8 vs. Minnesota (1/5/20)
- Sacks** - 0.5 vs. Minnesota (1/5/20)
- Forced Fumbles** - 1 vs. Minnesota (1/5/20)
- Passes Defensed** - 1 vs. Chicago (1/10/21)

### JENKINS' CAREER TOUCHDOWNS

Date	Opp	Type	Yards
11/25/12	at Arizona	Interception Return	36
11/25/12	at Arizona	Interception Return	39
12/02/12	San Francisco	Fumble Return	2
12/23/12	at Tampa Bay	Interception Return	41
09/21/14	Dallas	Interception Return	25
11/23/14	at San Diego	Interception Return	99
09/18/16	New Orleans	Blocked Field Goal	65
10/15/17	at Denver	Interception Return	43
11/23/17	at Washington	Interception Return	53
09/13/20	Tampa Bay	Interception Return	36

## PASSES DEFENSED SINCE 2012

Since entering the NFL as a second-round draft pick in 2012, **Jackrabbit Jenkins** has been one of the NFL's most productive cornerbacks. He ranks first in the NFL in that time period in passes defensed and defensive touchdowns and also ranks fourth in interceptions.

**Most passes defensed since 2012:**

Player	Passes Defensed
1. <b>Jackrabbit Jenkins</b>	<b>119</b>
2. Stephon Gilmore	114
3. Joe Haden	112
4. Darius Slay	110
5. Johnathan Joseph	109
6. Casey Hayward	100
7. Richard Sherman	98
8. Logan Ryan	87
9. Marcus Peters	86
Kareem Jackson	86

**Most interceptions since 2012:**

Player	Interceptions
1. Richard Sherman	32
2. Marcus Peters	31
3. Harrison Smith	28
4. <b>Jackrabbit Jenkins</b>	<b>26</b>
Patrick Peterson	26
6. Tashaun Gipson	25
Stephon Gilmore	25
Reggie Nelson	25
9. Tyrann Mathieu	23
Joe Haden	23
Casey Hayward	23
Trumaine Johnson	23
Earl Thomas	23

**Most defensive touchdowns since 2012:**

Player	Defensive TDs
1. <b>Jackrabbit Jenkins</b>	<b>9</b>
2. Marcus Peters	7
Aqib Talib	7
4. Eddie Jackson	6
Reshad Jones	6
6. Malcolm Jenkins	5
Deion Jones	5
Captain Munnerlyn	5
William Gay	5
10. (several tied)	4





# TITANS SAFETIES

No.	Name	Ht	Wt	Exp	College
33	Breeze, Brady	6-0	197	R	Oregon
31	Byard, Kevin	5-11	212	6	Middle Tennessee St.
32	Carter, Jamal	6-1	215	4	Miami (Fla.)
29	Cruikshank, Dane	6-1	209	4	Arizona
21	Farley, Matthias	5-11	209	6	Notre Dame
30	Floyd, Reggie	6-0	222	1	Virginia Tech
25	Geathers, Clayton	6-2	216	6	Central Florida
37	Hooker, Amani	5-11	210	3	Iowa
30	McDougald, Bradley	6-1	215	9	Kansas
38	Smith, Maurice (IR)	6-0	194	3	Georgia

## #31 • S KEVIN BYARD

5-11, 212, 6th Year, Middle Tennessee State

[Click for complete bio](#)



Safety **Kevin Byard** is in his sixth NFL season in 2021. He was selected by the Titans in the third round (64th overall) of the 2016 NFL Draft.

Byard did not miss a game in his first five seasons in the NFL, totaling 80 games in the regular season and six postseason games. At the conclusion of 2020, his 71 consecutive starts in the regular season was the leading current streak among all Titans players and ranked second to **Malcolm Jenkins** (119) among active NFL safeties.

Over a four-year period from 2017 through 2020, he ranked second in the NFL with 18 interceptions. Only Miami's **Xavien Howard** (22) had more in that period.

In 2020, Byard was a defensive team captain for the second consecutive season and the team's Walter Payton NFL Man of the Year nominee. His 111 tackles led the team and established a career high. Additionally, he registered one interception, seven passes defended, two quarterback pressures, one tackle for loss and one forced fumble. In one playoff game he produced five tackles, one pass defended and a quarterback pressure.

From 2017 through 2019, no NFL player had more interceptions than Byard, who had 17. His 2019 totals included a team-leading five interceptions, 10 passes defended, 91 tackles, one quarterback pressure and two tackles for loss. In three postseason games, he added 20 tackles and one interception.

In 2018, Byard finished with a team-leading four interceptions, 10 passes defended, 96 tackles and two sacks. He also completed a touchdown pass on a memorable fake punt to help defeat the Houston Texans (Sept. 16).

Byard experienced a breakthrough second-year season in 2017. He was named to the Pro Bowl and earned first-team Associated Press All-Pro honors after tying Detroit's **Darius Slay** for the NFL lead with eight interceptions. He added a pair of fumble recoveries to pace the league with 10 total takeaways.

As a rookie in 2016, Byard played in every game, starting the final seven contests at free safety. His 63 tackles were the most by a Titans rookie safety since **Tank Williams'** 69 tackles in 2002. He also ranked second on the squad with 10 special teams tackles.

During a four-year career at Middle Tennessee State University, he appeared in 49 games and notched 46 starts at safety while becoming one of the most prolific defenders in school history. He set school records with 19 career interceptions, 377 interception return yards and four interception returns for touchdowns, and he finished sixth in MTSU history with 312 career tackles. In total, he had a hand in 25 turnovers (19 interceptions, five forced fumbles and one fumble recovery) during his career and added 17 career passes defended and five tackles for loss. He was twice named first-team All-Conference USA.

As a senior in 2015, Byard appeared in 12 games with nine starts as a permanent team captain and was named first-team All-Conference USA for the second consecutive year. He ranked fourth on the team with 66 tackles

and led the squad with four interceptions and six additional pass breakups. The Lithonia, Ga., native set a career high in college with six interceptions as a junior and forced to fumbles the same season.

### Byard's 2021 Preseason Statistics:

Year	GP	GS	Tackle	Sack	QBP	TFL	Int	PD	FF	FR
2021	2	2	2	0.0	0	0	0	1	0	0

### Byard's Career Regular Season Statistics:

Year	GP	GS	Tackle	Sack	QBP	TFL	Int	PD	FF	FR
2016	16	7	63	1.0	3	5	0	4	0	0
2017	16	16	87	0.0	3	4	8	18	0	2
2018	16	16	96	2.0	4	0	4	10	0	0
2019	16	16	91	0.0	1	2	5	10	0	0
2020	16	16	111	0.0	2	1	1	7	1	0
<b>Totals</b>	<b>80</b>	<b>71</b>	<b>448</b>	<b>3.0</b>	<b>13</b>	<b>12</b>	<b>18</b>	<b>49</b>	<b>1</b>	<b>2</b>

### Byard's Career Postseason Statistics:

Year	GP	GS	Tackle	Sack	QBP	TFL	Int	PD	FF	FR
2017	2	2	16	0.0	0	0	0	0	0	0
2019	3	3	20	0.0	0	0	1	1	0	0
2020	1	1	5	0.0	1	0	0	1	0	0
<b>Totals</b>	<b>6</b>	<b>6</b>	<b>41</b>	<b>0.0</b>	<b>1</b>	<b>0</b>	<b>1</b>	<b>2</b>	<b>0</b>	<b>0</b>

### Byard's Regular Season Single-Game Highs:

- Tackles** - 16 vs. Washington (12/22/18)
- Sacks** - 1 (Three times, last at N.Y. Giants, 12/16/18)
- Tackles For Loss** - 2 (Twice, last at Miami, 10/8/17)
- Interceptions** - 3 at Cleveland (10/22/17)
- Passes Defended** - 3 (Twice, vs. Baltimore, 11/5/17)
- Forced Fumbles** - 1 at Denver (9/14/20)

### Byard's Playoff Single-Game Highs:

- Tackles** - 11 at Baltimore (1/11/20)
- Interceptions** - 1 at Baltimore (1/11/20)

## MOST INTERCEPTIONS FROM 2017-2020

Since the beginning of the 2017 campaign, Titans safety **Kevin Byard** ranks second in the NFL with 18 interceptions.

### Most interceptions from 2017-2020:

Player	Interceptions
1. Xavien Howard	22
2. <b>Kevin Byard</b>	<b>18</b>
3. J.C. Jackson	17
Marcus Peters	17
5. Harrison Smith	16
6. Tre'Davious White	15
7. Tyrann Mathieu	14
Quandre Diggs	14
Justin Simmons	14
Darius Slay	14

## CONSECUTIVE STARTS, ACTIVE SAFETIES

Titans safety **Kevin Byard** has never missed a game in his NFL career and has started every game since the 10th game of his rookie season in 2016.

Among all current safeties, Byard's active consecutive starting streak ranks second in the NFL behind only **Malcolm Jenkins**.

### Longest current starting streak among active NFL safeties (through 2020):

Player	Team (2020)	Active Consecutive Starting Streak
1. Malcolm Jenkins	New Orleans Saints	119
2. <b>Kevin Byard</b>	<b>Tennessee Titans</b>	<b>71</b>
3. Jordan Poyer	Buffalo Bills	57
4. Adrian Amos	Green Bay Packers	50
5. Jessie Bates	Cincinnati Bengals	48
Justin Simmons	Denver Broncos	48

## INTERCEPTIONS IN FIRST FOUR SEASONS

Titans safety **Kevin Byard** totaled 17 interceptions from the time he entered the NFL in 2016 as a third-round draft pick through 2019. Since the 1970 NFL-AFL merger, his total ranked second among all franchise players in their first four seasons.

**Most interceptions in a Titans/Oilers player's first four seasons, 1970-2019:**

Player (Position)	First Four Seasons	Interceptions
1. Mike Reinfeldt (S)	1976-1979	19
2. <b>Kevin Byard (S)</b>	<b>2016-2019</b>	<b>17</b>
3. Andre Dyson (CB)	2001-2004	16
4. Michael Griffin (S)	2007-2010	15
5. Cris Dishman (CB)	1988-1991	14
Samari Rolle (CB)	1998-2001	14

Among all active NFL players in 2019, only two had more interceptions than Byard in their first four NFL seasons: **Richard Sherman** and **Marcus Peters**.

**Active NFL players with the most interceptions their first four NFL seasons (through 2019):**

Player (Position)	First Four Seasons	Interceptions
1. Richard Sherman (CB)	2011-2014	24
2. Marcus Peters (CB)	2015-2018	22
3. <b>Kevin Byard (S)</b>	<b>2016-2019</b>	<b>17</b>
Aqib Talib (CB)	2008-2011	17
5. Devin McCourty (S)	2010-2013	15
Earl Thomas (S)	2010-2013	15
Patrick Peterson (CB)	2011-2014	15
Trumaine Johnson (CB)	2012-2015	15

## 2019 NFL INTERCEPTION LEADERS

Titans safety **Kevin Byard** tied for fourth place in the NFL with five interceptions in 2019.

**Most interceptions in 2019:**

Player	Interceptions
1. Stephon Gilmore	6
Anthony Harris	6
Tre'Davious White	6
4. <b>Kevin Byard</b>	<b>5</b>
J.C. Jackson	5
Devin McCourty	5
Janoris Jenkins	5
Marcus Peters	5
Minkah Fitzpatrick	5
Darius Leonard	5
Kevin King	5
Joe Haden	5



## SEASON INTERCEPTIONS, TEAM HISTORY

**Kevin Byard** recorded a team-high eight interceptions in 2017. His total tied for seventh in franchise history and was the highest by any franchise player since Oilers cornerback **Rishard Johnson** picked off eight passes in 1990.

**Most interceptions in a season, franchise history:**

Player	Season	Position	Interceptions
1. Mike Reinfeldt	1979	S	12
Fred Glick	1963	S	12
3. Miller Farr	1967	CB	10
4. Ken Houston	1971	S	9
W.K. Hicks	1965	CB	9
Jim Norton	1961	S	9
7. <b>Kevin Byard</b>	<b>2017</b>	<b>S</b>	<b>8</b>
Richard Johnson	1990	CB	8
Pete Jaquess	1964	CB	8
Jim Norton	1962	S	8
Tony Banfield	1961	CB	8

## 2017 NFL LEADERS

Titans safety **Kevin Byard** tied for the NFL lead with eight interceptions in 2017, his second NFL season. He shared the top of the leaderboard with Detroit Lions cornerback **Darius Slay**.

**Most interceptions in 2017:**

Player	Team	Position	Interceptions
1. <b>Kevin Byard</b>	<b>Tennessee</b>	<b>S</b>	<b>8</b>
Darius Slay	Detroit	CB	8
3. Eric Weddle	Baltimore	S	6
A.J. Bouye	Jacksonville	CB	6
5. (five tied)			5

Additionally, Byard recorded two fumble recoveries on defense. His 10 total defensive takeaways were the most in the NFL.

Slay ranked second with nine takeaways, while Kansas City cornerback **Marcus Peters** tied Baltimore safety **Eric Weddle** for third place with seven takeaways.

**Most total defensive takeaways in 2017:**

Player	Team	Interceptions	Def. Fumble Recoveries	Total Takeaways
1. <b>Kevin Byard</b>	<b>Ten</b>	<b>8</b>	<b>2</b>	<b>10</b>
2. Darius Slay	Det	8	1	9
3. Marcus Peters	KC	5	2	7
Eric Weddle	Bal	6	1	7
5. (four tied)				6

## INTERCEPTIONS IN A GAME, TEAM HISTORY

With three interceptions at Cleveland on Oct. 22, 2017, safety **Kevin Byard** tied a franchise record and became the ninth player in franchise history to record three interceptions in a regular season game.

Byard became the first NFL player in 2017 to record three interceptions in a game and the first NFL player to do so since Philadelphia Eagles safety **Kurt Coleman** at Washington on Oct. 16, 2011. He was the first Titans player to record three interceptions in a game since linebacker **Keith Bulluck** accomplished the feat at New Orleans on Monday night, Sept. 24, 2007.

**Most interceptions in a game, franchise history:**

Player (Pos)	Date	Opp	Int	Yds	Avg	TD
1. <b>Kevin Byard (S)</b>	<b>10/22/17</b>	<b>Cle</b>	<b>3</b>	<b>60</b>	<b>20.0</b>	<b>0</b>
Keith Bulluck (LB)	9/24/07	NO	3	51	17.0	0
Samari Rolle (CB)	12/26/99	Jac	3	66	22.0	0
Marcus Robertson (S)	11/21/93	Cle	3	69	23.0	0
Willie Alexander (CB)	11/14/71	Oak	3	40	13.3	0
Ken Houston (S)	10/24/71	Pit	3	28	9.3	0
Miller Farr (CB)	10/15/67	NYJ	3	128	42.7	1
W.K. Hicks (CB)	10/31/65	Buf	3	50	16.7	0
Jim Norton (S)	12/2/62	Den	3	22	7.3	0



## PLAYERS WITH INTERCEPTION & TD PASS

In a victory over the Houston Texans on Sept. 16, 2018, **Kevin Byard** completed a 66-yard touchdown pass to defensive back **Dane Cruikshank**.

Byard became the first defensive player in franchise history to record a touchdown pass, while Cruikshank became the first defensive player in team annals to record a touchdown reception. Additionally, Byard's touchdown pass was the longest by a defensive player in the Super Bowl era. The previous long was held by Los Angeles Rams defensive back **Ed Meador**, who had an 18-yard touchdown pass at Atlanta on Nov. 19, 1967.

Byard, who tied for the NFL lead in 2017 with eight interceptions, also became only the fifth player in the Super Bowl era to throw at least one touchdown pass and record at least one career interception.

**NFL players in the Super Bowl era with at least one career interception and one career touchdown pass (1966 through 2018):**

Player	NFL Seasons	Career Pass TDs	Career Interceptions
<b>Kevin Byard</b>	<b>2016–2018</b>	<b>1</b>	<b>12</b>
Randy Moss	1998–2012	2	1
Tom Myers	1972–1981	1	36
Eddie Meador	1966*–1970	1	26
Paul Krause	1966*–1979	1	63

\* Meador played from 1959–1970; Krause played from 1964–1979

## FIVE INTERCEPTIONS IN TWO GAMES

On Oct. 22, 2017 at Cleveland, Titans safety **Kevin Byard** registered three interceptions. The following game, on Nov. 5, 2017 against Baltimore, Byard tallied two interceptions to become the first player in franchise history to record five interceptions in a two-game span.

Prior to Byard, the last NFL player to accomplish the feat was Washington Redskins cornerback **DeAngelo Hall** in 2010. On Oct. 24, 2010, Hall intercepted four passes at Chicago, and seven days later at Detroit, Hall picked off another pass.

Byard became only the fifth player since the 1970 AFL-NFL merger with five interceptions over two games. In addition to Byard and Hall, the others were Patriots cornerback **Mike Haynes** in 1976, Packers cornerback **Willie Buchanon** in 1978 and Chiefs cornerback **Albert Lewis** in 1985.

**Most interceptions in a two-game span, 1970–2017:**

Player	Team	Season	Interceptions in Two Games
<b>1. Kevin Byard</b>	<b>Ten</b>	<b>2017</b>	<b>5</b>
DeAngelo Hall	Was	2010	5
Albert Lewis	KC	1985	5
Willie Buchanon	GB	1978	5
Mike Haynes	NE	1976	5



## #37 • S AMANI HOOKER

5-11, 210, 3rd Year, Iowa

[Click for complete bio](#)



Safety **Amani Hooker** is in his third NFL season in 2021. He was selected by the Titans in the fourth round (116th overall) of the 2019 NFL Draft.

In 2020, Hooker played 16 games with three starts. He tied **Malcolm Butler** for the team lead with four interceptions and ranked fourth on the team with seven special teams tackles. Additionally, he totaled one tackle for loss and eight passes defended. He also appeared in one postseason contest.

As a rookie in 2019, Hooker played as a reserve safety in all 16 games and collected 13 tackles while ranking third on the team with eight special teams tackles.

During a three-year career at Iowa, Hooker played in 36 games with 19 starts and totaled 125 tackles, six interceptions, a sack, 3.5 tackles for loss and nine passes defended. He declared for the NFL Draft following his junior campaign.

Hooker is a native of Minneapolis, Minn.

### Hooker's 2021 Preseason Statistics:

Year	GP	GS	Tackle	Sack	QBP	TFL	Int	PD	FF	FR
2021	2	2	2	0.0	0	0	0	0	0	0

### Hooker's Career Regular Season Statistics:

Year	GP	GS	Tackle	Sack	QBP	TFL	Int	PD	FF	FR
2019	16	0	13	0.0	0	0	0	0	0	0
2020	16	3	44	0.0	0	1	4	8	0	0
<b>Totals</b>	<b>32</b>	<b>3</b>	<b>57</b>	<b>0.0</b>	<b>0</b>	<b>1</b>	<b>4</b>	<b>8</b>	<b>0</b>	<b>0</b>

### Hooker's Career Postseason Statistics:

Year	GP	GS	Tackle	Sack	QBP	TFL	Int	PD	FF	FR
2019	3	0	3	0.0	0	0	0	0	0	0
2020	1	0	0	0.0	0	0	0	0	0	0
<b>Totals</b>	<b>4</b>	<b>0</b>	<b>3</b>	<b>0.0</b>	<b>0</b>	<b>0</b>	<b>0</b>	<b>0</b>	<b>0</b>	<b>0</b>


### Hooker's Regular Season Single-Game Highs:

**Tackles** - 7 (Three times, last vs. Detroit, 12/20/20)  
**Interceptions** - 1 (Four times, last at Houston, 1/3/21)  
**Passes Defended** - 2 (Twice, last at Baltimore, 11/22/20)

### Hooker's Playoff Single-Game Highs:

**Tackles** - 2 at New England (1/4/20)





## TITANS SPECIALISTS

**PUNTERS**

No.	Name	Ht	Wt	Exp	College
6	Kern, Brett	6-2	214	14	Toledo

**KICKERS**

No.	Name	Ht	Wt	Exp	College
4	Ficken, Sam	6-1	192	3	Penn State

**LONG SNAPPERS**

No.	Name	Ht	Wt	Exp	College
46	Cox, Morgan	6-4	233	12	Tennessee

### #46 • LS MORGAN COX

6-4, 233, 12th Year, Tennessee

[Click for complete bio](#)



Long snapper **Morgan Cox** is in his 12th NFL season and his first campaign with the Titans in 2021. He was signed by the Titans as an unrestricted free agent on March 19, 2021.

In his first 11 seasons, Cox appeared in 165 regular season games for the Baltimore Ravens, serving as the team's primary long snapper after entering the NFL as an undrafted free agent in 2010. He was selected to four Pro Bowls and was a part of five playoff teams in Baltimore, totaling 10 postseason games played.

In 2020, he earned his fourth career Pro Bowl selection. He helped kicker Justin Tucker record his fifth consecutive season with at least 130 points, tying the NFL record of consecutive seasons with 130-plus points. Tucker connected on 26 of 29 field goals (89.7 percent) and was 52 of 53 on extra points (98.1 percent). Cox also snapped on all 51 of Sam Koch's 51 punts, as Koch was the NFL's only punter to place at least 20 punts (22) inside in the 20-yard line and have no more than one touchback.

A native of Collierville, Tenn., Cox played 38 games in three seasons (2007-09) as the primary long snapper at the University of Tennessee.

**Cox's 2021 Preseason Statistics:**

Year	Team	GP	GS	SpT Tackles
2021	Ten	2	0	0

**Cox's Career Regular Season Statistics:**

Year	Team	GP	GS	SpT Tackles
2010	Bal	15	0	1
2011	Bal	16	0	0
2012	Bal	16	0	2
2013	Bal	16	0	2
2014	Bal	7	0	0
2015	Bal	16	0	0
2016	Bal	16	0	2
2017	Bal	16	0	1
2018	Bal	16	0	1
2019	Bal	16	0	0
2020	Bal	15	0	2
<b>NFL Totals</b>		<b>165</b>	<b>0</b>	<b>11</b>

**Cox's Career Postseason Statistics:**

Year	Team	GP	GS	SpT Tackles
2011	Bal	2	0	0
2012	Bal	4	0	0
2018	Bal	1	0	0
2019	Bal	1	0	0
2020	Bal	2	0	0
<b>Playoff Totals</b>		<b>10</b>	<b>0</b>	<b>0</b>

### #6 • P BRETT KERN

6-2, 214, 14th Year, Toledo

[Click for complete bio](#)



Punter **Brett Kern** is in his 14th NFL season and his 12th full campaign with the Titans in 2021. The three-time Pro Bowl selection was claimed off waivers by the Titans during the 2009 season.

During his time in Tennessee, Kern has placed his name at the top of most of the franchise's leaderboards at his position. He passed **Craig Hentrich** (861 punts) in 2020 as the organization's all-time leading punter and finished the season with 876 punts in a Titans uniform. He also concluded 2020 as the team's all-time career leader in gross punting average (45.9 yards), net punting average (40.8) and punts placed inside the 20 (355). Kern owns the top eight net punting seasons in franchise history and six of the team's top eight gross punting seasons.

In 2020, Kern appeared in 13 games, missing three contests on injured reserve. He punted 37 times for a 45.8 gross average and a 41.5-yard net average with 22 punts placed inside the 20. Since the 1991 season, Kern's 59.5 percent of punts placed inside the 20 in 2020 was the best of any player with at least 30 punts in a season.

When Kern was placed on injured reserve during the 2020 season, it ended his consecutive games played streak ended at 199 games, including his career with the Titans and Denver Broncos. At the time, he owned the fourth-longest active consecutive games played streak in the NFL. His streak with the Titans ended at 177 consecutive games played, finishing as the second-longest streak in franchise history behind **Bruce Matthews'** 232 consecutive games from 1987 to 2001.

With 183 career games with the Titans through 2020, Kern ranked fourth in franchise history behind **Bruce Matthews** (296), **Elvin Bethea** (210) and **Brad Hopkins** (194). Kern's total was the most for any player during the franchise's "Titans era" (since 1999).

In 2019, Kern was named to the Pro Bowl for the third consecutive season, and he earned first-team Associated Press All-Pro honors for the first time in his career. His 37 punts inside the 20 led the NFL, and his 43.1-yard net average ranked second in team history.

In 2018, his 47.1-yard gross average ranked fifth in team history, and his 41.7-yard net average ranked second in team annals. He set a franchise record and recorded a career high with 39 of his 74 punts inside the 20-yard line. He finished the season with a career-long streak of 16 consecutive punts placed inside the 20, including every punt in the final three games of the season.

In 2017, Kern had arguably one of the best seasons by a punter in NFL history and was named to his first career Pro Bowl in addition to earning second-team Associated Press All-Pro honors. He punted 75 times for 3,728 yards with 28 punts placed inside the 20-yard line. His 44.6-yard net average broke his own team record and finished second in NFL history behind only **Johnny Hekker's** 46.0-yard net average in 2016. Kern's 49.7-yard gross average also broke his team mark and finished eighth in NFL history.

In 2015, Kern continued his annual assault on the team's all-time punting records and accomplished a first-of-its-kind NFL feat, becoming the first punter in league history to record 80 or more punts, a net average of 40 yards, and one or zero touchbacks in a single season. His season totals included 88 punts (tied for fifth place in franchise history), a 47.4-yard gross average (second in franchise history), a 40.3 net average (third in franchise history), a career-high 34 punts inside the 20 (third in franchise history) and only one touchback (career low).

In 2014, Kern launched a career-high 88 total punts for a gross average of 46.8 yards and a net average of 40.8 yards, which broke his own single-season team record (40.4-yard net average in 2012).

Kern produced one of the best punting seasons in team history in 2012. He set then-franchise records with a gross punting average of 47.6 yards and a net punting average of 40.4 yards (he later broke both marks).

Kern was claimed by the Titans off waivers from the Denver Broncos on Oct. 27, 2009. He spent the entire 2008 season and the first six games of 2009 campaign in Denver, totaling 73 punts and a 46.5-yard average in 22 games with the Broncos.

In 2008, Kern ranked fifth in the league with a 46.7-yard punting average that marked the third-best season total by a Bronco in club history. At the time, his punting average was the best in NFL history by a rookie. He was named to the All-Rookie team by Pro Football Weekly/PFWA and The *Sporting News*.



The Grand Island, N.Y., native was originally signed by the Broncos as a rookie free agent on April 28, 2008, following four seasons at the University of Toledo.

**Kern's 2021 Preseason Statistics:**

Year	Team	GP	No	Blk	Yds	Avg	Lg	TB	In20	Net
2021	Ten	2	10	0	487	48.7	59	1	3	41.2

**Kern's Career Regular Season Statistics:**

Year	Team	GP	No	Blk	Yds	Avg	Lg	TB	In20	Net
2008	Den	16	46	0	2,150	46.7	64	4	13	37.8
2009	Den/Ten	16	64	0	2,910	45.5	67	10	27	38.5
2010	Ten	16	77	0	3,302	42.9	68	4	24	39.1
2011	Ten	16	86	0	3,747	43.6	64	7	31	39.4
2012	Ten	16	81	2	3,855	47.6	71	5	30	40.4
2013	Ten	16	78	1	3,386	43.4	63	2	32	39.7
2014	Ten	16	88	1	4,118	46.8	79	7	28	40.8
2015	Ten	16	88	0	4,175	47.4	61	1	34	40.3
2016	Ten	16	77	0	3,402	44.2	71	4	32	38.6
2017	Ten	16	75	0	3,728	49.7	74	5	28	44.6
2018	Ten	16	74	1	3,483	47.1	62	3	39	41.7
2019	Ten	16	78	0	3,672	47.1	70	2	37	43.1
2020	Ten	13	37	0	1,695	45.8	66	3	22	41.5
<b>Totals</b>		<b>205</b>	<b>949</b>	<b>5</b>	<b>43,623</b>	<b>46.0</b>	<b>79</b>	<b>57</b>	<b>377</b>	<b>40.5</b>

**Kern's Career Postseason Statistics:**

Year	Team	GP	No	Blk	Yds	Avg	Lg	TB	In20	Net
2017	Ten	2	10	0	447	44.7	62	0	4	41.2
2019	Ten	3	15	0	729	48.6	63	4	6	41.3
2020	Ten	1	5	0	228	45.6	53	0	4	45.6
<b>Totals</b>		<b>6</b>	<b>30</b>	<b>0</b>	<b>1,404</b>	<b>46.8</b>	<b>63</b>	<b>4</b>	<b>14</b>	<b>42.0</b>

**Kern's Regular Season Single-Game Highs:**

- Punts** - 10 (Twice, last at Miami, 10/8/17)
- Gross Avg.** - 60.5 vs. Pittsburgh (10/25/20)
- Net Avg.** - 50.2 at Miami (10/8/17)
- Long Punt** - 79 vs. Indianapolis (12/28/14)
- In20** - 8 at Denver (10/14/19)

**Kern's Playoff Single-Game Highs:**

- Punts** - 6 (Twice, last at Baltimore, 1/11/20)
- Gross Avg.** - 52.5 at Baltimore (1/11/20)
- Net Avg.** - 45.6 (five punts) vs. Baltimore (1/10/21)
- Long Punt** - 63 at Baltimore (1/11/20)
- In20** - 4 (Twice, last vs. Baltimore, 1/10/21)



**FRANCHISE CAREER PUNTING LEADERS**

On Nov. 30, 2020, **Brett Kern** passed **Craig Hentrich** (861 punts with the Titans) for first place on the franchise's all-time punting list. Kern also is the all-time career leader in Titans/Oilers history in both gross punting average and net punting average.

**Most career punts, franchise history:**

Player	Years	Punts
1. <b>Brett Kern</b>	<b>2009-2020</b>	<b>876</b>
2. Craig Hentrich	1998-2009	861
3. Jim Norton	1960-1968	522

**Highest career gross punting average, franchise history (minimum 250 punts):**

Player	Years	Gross Avg.
1. <b>Brett Kern</b>	<b>2009-2020</b>	<b>45.9</b>
2. Greg Montgomery	1988-1993	43.6
3. Craig Hentrich	1998-2009	42.9
4. Jim Norton	1960-1968	42.1
5. Cliff Parsley	1977-1982	39.8
6. Dan Pastorini	1971-1979	39.7

**Highest career net punting average, franchise history (since 1976, minimum 250 punts):**

Player	Years	Net Avg.
1. <b>Brett Kern</b>	<b>2009-2020</b>	<b>40.8</b>
2. Craig Hentrich	1998-2009	37.2
3. Greg Montgomery	1988-1993	36.6
4. Cliff Parsley	1977-1982	32.3

**PCT. INSIDE THE 20 IN A SEASON SINCE 1991**

Over a 30-season span from 1991 through 2020, no player with at least 30 punts in a season put a higher percentage of their punts inside the 20 than Titans punter **Brett Kern** in 2020. Twenty-two of Kern's 37 punts were placed inside the 20 for a rate of 59.5 percent.

**Highest percentage of punts in a season placed inside the 20 from 1991 to 2020 (minimum 30 punts):**

Player	Team	Season	Total Punts	Inside the 20	Pct. Inside the 20
1. <b>Brett Kern</b>	<b>Tennessee</b>	<b>2020</b>	<b>37</b>	<b>22</b>	<b>59.5</b>
2. Jake Bailey	New England	2020	55	31	56.4
3. Dustin Colquitt	Kansas City	2012	83	45	54.2
4. Andy Lee	San Francisco	2012	67	36	53.7
5. Mike Scifres	San Diego	2013	56	30	53.6
6. Bryan Anger	Houston	2019	45	24	53.3
7. Bryan Anger	Tampa Bay	2016	70	37	52.9
8. Mat McBriar	Dallas	2009	72	38	52.8
9. <b>Brett Kern</b>	<b>Tennessee</b>	<b>2018</b>	<b>74</b>	<b>39</b>	<b>52.7</b>
10. Sam Koch	Baltimore	2019	40	21	52.5

**MOST GAMES PLAYED, TEAM HISTORY**

Titans punter **Brett Kern** currently ranks fourth in franchise history in career games. He trails only **Bruce Matthews** (296), **Elvin Bethea** (210) and **Brad Hopkins** (194).

**Most games played, franchise history (regular season):**

Player	Position	Years	Games
1. Bruce Matthews	OL	1983-2001	296
2. Elvin Bethea	DE	1968-1983	210
3. Brad Hopkins	T	1993-2005	194
4. <b>Brett Kern</b>	<b>P</b>	<b>2009-2020</b>	<b>183</b>
5. Craig Hentrich	P	1998-2009	177
6. Gregg Bingham	LB	1973-1984	173
7. Ray Childress	DL	1985-1995	160
8. Mike Munchak	G	1982-1993	159
9. Keith Bulluck	LB	2000-2009	157
10. Benji Olson	G	1998-2007	152

## 2019 NFL PUNTING LEADERS

Titans punter **Brett Kern** ranks near the top of the NFL in gross punting average and net punting average in 2019.

He also is at the top of the NFL in total punts placed inside the 20.

### Highest gross punting average in 2019:

Player	Team	Gross Average
1. Tress Way	Washington Redskins	49.6
2. Andy Lee	Arizona Cardinals	47.8
3. Johnny Hekker	Los Angeles Rams	47.4
4. <b>Brett Kern</b>	<b>Tennessee Titans</b>	<b>47.1</b>
5. Ty Long	Los Angeles Chargers	47.0
6. Logan Cooke	Jacksonville Jaguars	46.8
7. Bryan Anger	Houston Texans	46.5
8. Cameron Johnston	Philadelphia Eagles	46.4
9. Jamie Gillan	Cleveland Browns	46.2
Thomas Morstead	New Orleans Saints	46.2

### Highest net punting average in 2019:

Player	Team	Net Average
1. Logan Cooke	Jacksonville Jaguars	44.5
Bryan Anger	Houston Texans	44.5
3. Tress Way	Washington Redskins	44.1
4. <b>Brett Kern</b>	<b>Tennessee Titans</b>	<b>43.1</b>
Thomas Morstead	New Orleans Saints	43.1
6. Britton Colquitt	Minnesota Vikings	42.6
7. Johnny Hekker	Los Angeles Rams	42.4
8. Cameron Johnston	Philadelphia Eagles	42.3
Riley Dixon	New York Giants	42.3
10. Kevin Huber	Cincinnati Bengals	42.1

### Most punts placed inside the 20 in 2019:

Player	Team	Inside the 20
1. <b>Brett Kern</b>	<b>Tennessee Titans</b>	<b>37</b>
2. Jake Bailey	New England Patriots	36
3. Michael Dickson	Seattle Seahawks	34
Corey Bojorquez	Buffalo Bills	34
5. A.J. Cole	Oakland Raiders	33
6. Sam Martin	Detroit Lions	31
7. Kevin Huber	Cincinnati Bengals	30
Tress Way	Washington Redskins	30
9. Colby Wadman	Denver Broncos	29
Thomas Morstead	New Orleans Saints	29
J.K. Scott	Green Bay Packers	29
Riley Dixon	New York Giants	29

## PERCENT INSIDE THE 20 IN 2018

Titans punter **Brett Kern** set a franchise record with 39 punts placed inside the opponent's 20-yard line in 2018. He ranked second in the NFL in the category, but he led the NFL for the highest percentage of his punts placed inside the 20 at 52.7 percent (39 of 74).

Kern finished the season with a career-long streak of 16 consecutive punts placed inside the 20, including every punt in the final three games of the season.

His 52.7 percent of punts placed inside the 20 was the highest percentage for the franchise from 1991–2018.

### Highest percentage of punts placed inside the 20 in 2018:

Player	Team	Punt	In20	Pct In20
1. <b>Brett Kern</b>	<b>Tennessee</b>	<b>74</b>	<b>39</b>	<b>52.7</b>
2. Tress Way	Washington	79	41	51.9
3. Corey Bojorquez	Buffalo	45	22	48.9
4. Johnny Hekker	L.A. Rams	43	21	48.8
5. Trevor Daniel	Houston	74	36	48.6
6. Dustin Colquitt	Kansas City	45	21	46.7
7. Pat O'Donnell	Chicago	62	28	45.2
8. Sam Koch	Baltimore	60	27	45.0
9. Jordan Berry	Pittsburgh	63	28	44.4
10. Sam Martin	Detroit	74	32	43.2

## NET AVERAGE IN A SEASON, TEAM HISTORY

Titans punter **Brett Kern** owns the top eight net punting seasons in franchise history and nine of the team's top 11 net punting seasons.

In 2017, he shattered his own franchise record (40.76 net average in 2014) by averaging 44.56 net yards on 75 punts.

He initially set the club mark for the first time in 2011 with a 39.37-yard net average, eclipsing **Craig Hentrich's** 1998 net average of 39.22 yards.

### Highest single-season net punting average, franchise history:

Player	Year	Net Average
1. <b>Brett Kern</b>	<b>2017</b>	<b>44.56</b>
2. <b>Brett Kern</b>	<b>2019</b>	<b>43.12</b>
3. <b>Brett Kern</b>	<b>2018</b>	<b>41.69</b>
4. <b>Brett Kern</b>	<b>2014</b>	<b>40.76</b>
5. <b>Brett Kern</b>	<b>2012</b>	<b>40.36</b>
6. <b>Brett Kern</b>	<b>2015</b>	<b>40.34</b>
7. <b>Brett Kern</b>	<b>2013</b>	<b>39.70</b>
8. <b>Brett Kern</b>	<b>2011</b>	<b>39.37</b>
9. Craig Hentrich	1998	39.22
10. Greg Montgomery	1993	39.13
11. <b>Brett Kern</b>	<b>2010</b>	<b>39.06</b>

## SINGLE-SEASON NET AVG, NFL HISTORY

**Brett Kern** led the NFL with a 44.6-yard net punting average in 2017. His average ranked second in NFL history. The only better single-season net punting average in NFL history was Rams punter **Johnny Hekker's** 46.0-yard net average in 2016.

### Highest single-season net punting average, NFL history (through 2018):

Player	Year	Team	Net Average
1. Johnny Hekker	2016	LAR	46.0
2. <b>Brett Kern</b>	<b>2017</b>	<b>Ten</b>	<b>44.6</b>
3. Johnny Hekker	2017	LAR	44.3
4. Johnny Hekker	2013	StL	44.2
Sam Martin	2016	Det	44.2
6. Andy Lee	2011	SF	44.0
7. Shane Lechler	2009	Oak	43.9
8. Johnny Hekker	2015	StL	43.7
9. Sam Koch	2014	Bal	43.3
10. (two tied)			43.2

## SINGLE-SEASON GROSS AVG, TEAM HISTORY

**Brett Kern's** 2017 gross punting average (49.71) broke his own franchise record. He initially set the franchise mark in 2012 by surpassing **Craig Hentrich's** 47.22-yard gross average from 1998.

### Highest single-season gross punting average, franchise history:

Player	Year	Gross Average
1. <b>Brett Kern</b>	<b>2017</b>	<b>49.71</b>
2. <b>Brett Kern</b>	<b>2012</b>	<b>47.59</b>
3. <b>Brett Kern</b>	<b>2015</b>	<b>47.44</b>
4. Craig Hentrich	1998	47.22
5. <b>Brett Kern</b>	<b>2019</b>	<b>47.08</b>
6. <b>Brett Kern</b>	<b>2018</b>	<b>47.07</b>
7. Greg Montgomery	1992	46.92
8. <b>Brett Kern</b>	<b>2014</b>	<b>46.80</b>
9. Greg Montgomery	1993	45.59
10. Reggie Roby	1996	44.37



## SINGLE-SEASON GROSS AVG, NFL HISTORY

Titans punter **Brett Kern** led the NFL with a 49.7-yard gross punting average in 2017. His average ranked eighth in NFL history and was the highest of any player since 2012.

**Highest single-season gross punting average, NFL history (through 2018):**

Player	Year	Team	Gross Average
1. Sammy Baugh	1940	Was	51.4
2. Shane Lechler	2009	Oak	51.1
3. Andy Lee	2011	SF	50.9
4. Shane Lechler	2011	Oak	50.8
5. Brandon Fields	2012	Mia	50.2
6. Thomas Morstead	2012	NO	50.1
7. Donnie Jones	2008	StL	50.0
<b>8. Brett Kern</b>	<b>2017</b>	<b>Ten</b>	<b>49.7</b>
9. Pat McAfee	2016	Ind	49.3
10. Shane Lechler	2007	Oak	49.1

## SINGLE-GAME GROSS AVERAGE, TEAM HISTORY

On Oct. 25, 2020 against Pittsburgh, **Brett Kern** set a new franchise record and a career high with a gross punting average of 60.5 yards (minimum requirement of four punts).

Kern has recorded seven of the franchise's top 11 single-game gross punting averages (minimum four punts).

**Highest single-game gross punting average, since 1976 (min. 4 punts):**

Player	Date	Opp	Punts	Gross Avg
1. <b>Brett Kern</b>	<b>10/25/20</b>	<b>Pittsburgh</b>	<b>4</b>	<b>60.5</b>
2. Greg Montgomery	12/27/92	Buffalo	5	59.2
3. Greg Montgomery	09/19/93	San Diego	5	57.6
4. Craig Hentrich	11/04/01	Jacksonville	4	57.5
5. <b>Brett Kern</b>	<b>09/24/17</b>	<b>Seattle</b>	<b>6</b>	<b>56.8</b>
6. <b>Brett Kern</b>	<b>11/12/17</b>	<b>Cincinnati</b>	<b>6</b>	<b>56.5</b>
7. Craig Hentrich	11/15/98	Pittsburgh	4	55.3
8. <b>Brett Kern</b>	<b>10/08/17</b>	<b>Miami</b>	<b>10</b>	<b>54.9</b>
9. <b>Brett Kern</b>	<b>12/28/14</b>	<b>Indianapolis</b>	<b>7</b>	<b>54.7</b>
10. <b>Brett Kern</b>	<b>12/20/15</b>	<b>New England</b>	<b>5</b>	<b>54.4</b>
11. <b>Brett Kern</b>	<b>01/03/10</b>	<b>Seattle</b>	<b>4</b>	<b>53.5</b>

## SINGLE-GAME NET AVERAGE, TEAM HISTORY

On Oct. 8, 2017 at Miami, **Brett Kern** punted 10 times for 549 yards with no blocks and no touchbacks, averaging 54.9 yards per attempt. The Dolphins returned seven of the punts for 47 total yards. Kern's net punting average of 50.2 set a career high and set the franchise's single-game record, topping **Greg Montgomery's** previous mark of a 49.8-yard net average against the San Diego Chargers on Sept. 19, 1993 (statistic tracked since 1976).

**In doing so, Kern became the first NFL player to punt at least 10 times and finish a game with a net punting average of at least 50 yards.**

Kern has recorded nine of the franchise's top 12 net punting performances.

**Highest single-game net punting average, since 1976 (min. 4 punts):**

Player	Date	Opp	Punt	Gross Avg	TB	In20	Net Avg
1. <b>Brett Kern</b>	<b>10/8/17</b>	<b>Mia</b>	<b>10</b>	<b>54.9</b>	<b>0</b>	<b>4</b>	<b>50.2</b>
2. <b>Brett Kern</b>	<b>11/10/19</b>	<b>KC</b>	<b>4</b>	<b>51.0</b>	<b>0</b>	<b>2</b>	<b>49.8</b>
3. Greg Montgomery	9/19/93	SD	5	57.6	1	0	49.8
4. Greg Montgomery	12/27/92	Buf	5	59.2	1	2	49.4
5. <b>Brett Kern</b>	<b>10/6/19</b>	<b>Buf</b>	<b>6</b>	<b>49.7</b>	<b>0</b>	<b>1</b>	<b>49.3</b>
6. <b>Brett Kern</b>	<b>11/25/12</b>	<b>Jax</b>	<b>4</b>	<b>50.3</b>	<b>0</b>	<b>1</b>	<b>49.0</b>
7. <b>Brett Kern</b>	<b>11/9/14</b>	<b>Bal</b>	<b>8</b>	<b>51.8</b>	<b>0</b>	<b>0</b>	<b>48.8</b>
8. <b>Brett Kern</b>	<b>10/26/14</b>	<b>Hou</b>	<b>6</b>	<b>51.7</b>	<b>0</b>	<b>2</b>	<b>48.7</b>
9. <b>Brett Kern</b>	<b>9/16/12</b>	<b>SD</b>	<b>7</b>	<b>51.6</b>	<b>1</b>	<b>3</b>	<b>48.6</b>
10. Craig Hentrich	11/4/01	Jac	4	57.5	0	2	48.5
11. <b>Brett Kern</b>	<b>10/1/17</b>	<b>Hou</b>	<b>5</b>	<b>49.2</b>	<b>0</b>	<b>1</b>	<b>48.4</b>
12. <b>Brett Kern</b>	<b>9/24/17</b>	<b>Sea</b>	<b>6</b>	<b>56.8</b>	<b>1</b>	<b>2</b>	<b>48.2</b>

## 2017 NFL PUNTING LEADERS

Titans punter **Brett Kern** finished in first place on the 2017 NFL leaderboard in gross punting average and net punting average.

**Highest gross punting average in 2017:**

Player	Team	Gross Average
1. <b>Brett Kern</b>	<b>Tennessee</b>	<b>49.7</b>
2. Shane Lechler	Houston	49.0
3. Drew Kaser	LA Chargers	48.1
4. Johnny Hekker	LA Rams	47.9
5. Britton Colquitt	Cleveland	47.6
6. Marquette King	Oakland	47.4
7. Andy Lee	Arizona	47.3
8. Thomas Morstead	New Orleans	47.0
Pat O'Donnell	Chicago	47.0
10. Kevin Huber	Cincinnati	46.6

**Highest net punting average in 2017:**

Player	Team	Net Average
1. <b>Brett Kern</b>	<b>Tennessee</b>	<b>44.6</b>
2. Johnny Hekker	LA Rams	44.3
3. Marquette King	Oakland	42.7
4. Rigoberto Sanchez	Indianapolis	42.6
5. Michael Palardy	Carolina	42.4
6. Thomas Morstead	New Orleans	42.2
7. Justin Vogel	Green Bay	41.6
8. Chris Jones	Dallas	41.4
9. Drew Kaser	LA Chargers	41.3
Shane Lechler	Houston	41.3

## MOST CONSECUTIVE GAMES, TEAM HISTORY

Punter **Brett Kern** played in 177 consecutive games for the Titans before the streak came to an end against the Chicago Bears on Nov. 8, 2020. His streak ranks second in franchise history, behind only Hall of Fame offensive lineman **Bruce Matthews** (232).

**Most consecutive games played in franchise history (regular season):**

Player	Position	Years	Consec. Games
1. Bruce Matthews	OL	1987–2001	232
2. <b>Brett Kern</b>	<b>P</b>	<b>2009–2020</b>	<b>177</b>
3. Robert Brazile	LB	1975–1984	147
4. Craig Hentrich	P	1998–2007	146
5. Rob Bironas	K	2005–2013	144
6. Beau Brinkley	LS	2012–2020	135
Keith Bulluck	LB	2000–2009	135
Elvin Bethea	DE	1968–1977	135
9. Gregg Bingham	LB	1973–1981	134
10. Eddie George	RB	1996–2003	128



## MEDIA CONTACT INFORMATION

Titans Practice Facility/Training Camp Site:  
**Saint Thomas Sports Park**  
 460 Great Circle Road  
 Nashville, TN 37228

Nissan Stadium:  
**One Titans Way**  
 Nashville, TN 37213

Media Resources:  
[www.TennesseeTitans.com/media](http://www.TennesseeTitans.com/media)

Phone:  
 (615) 565-4000 (main)  
 (615) 565-4100 (media relations)  
 (615) 565-4200 (ticket office)

Titans Media Relations:  
 Robbie Bohren | Senior Director of Communications  
[rbohren@titans.nfl.com](mailto:rbohren@titans.nfl.com)  
 Dwight Spradlin | Director of Media Relations  
[dspradlin@titans.nfl.com](mailto:dspradlin@titans.nfl.com)  
 Jared Puffer | Media Relations Manager  
[jpuffer@titans.nfl.com](mailto:jpuffer@titans.nfl.com)  
 Kate Guerra | Team Publicist  
[kguerra@titans.nfl.com](mailto:kguerra@titans.nfl.com)  
 Kim Smith | Media Relations Coordinator  
[ksmith@titans.nfl.com](mailto:ksmith@titans.nfl.com)  
 Lucas Medeiros | Media Relations Seasonal Assistant  
[Lmeideiros@titans.nfl.com](mailto:Lmeideiros@titans.nfl.com)

## TICKETS ON SALE

Tickets for the 2021 season at Nissan Stadium are now on sale. To find out about ticket options, fans can visit [TennesseeTitans.com/tickets](http://TennesseeTitans.com/tickets), email [ticketssales@titans.nfl.com](mailto:ticketssales@titans.nfl.com) or call (615) 565-4200. Information on season ticket memberships, single-game tickets, flex plans, group tickets, suite sales and "Fireball Fast Passes" is available.

Titans season ticket members receive the best seat locations at the best price, flexible interest-free payment plans and playoff ticket priority. Additional benefits include access to exclusive VIP events year-round, special discounts on concession items, pre-sales to Nissan Stadium events and concerts, and a unique season ticket member gift each season.



*Click to access the 2021 Titans Media Guide*

## TITANS RADIO AFFILIATES

Titans Radio brings football to fans across the Mid-South in one of the NFL's largest radio networks, including Nashville flagship 104.5 The Zone.

Play-by-play announcer **Mike Keith** connection with pro football across the Mid-South dates back to 1996, a year before the Oilers arrived in Tennessee, and he became the "Voice of the Titans" in 1999. Former Titans assistant coach and NFL head coach **Dave McGinnis** began serving as Titans Radio's color analyst in 2017, while Titans Radio gameday host **Rhett Bryan's** involvement with the broadcast dates back to 1997. **Amie Wells** has been reporting on the sidelines since 2018.

### TITANS RADIO AFFILIATES:

Flagship			
Nashville	WGFX	FM	104.5
Tennessee			
Camden	WRJB	FM	95.9
	WFWL	AM	1220
Centerville	WNKX	FM	96.7
Chattanooga	WGOW	FM	102.3
	AM	1150	
Clarksville	WKFN	AM	540
	FM	104.1	
Cleveland	WCLE	FM	104.1
Columbia	WMCP	AM	1280
Cookeville	WKXD	FM	106.9
Fayetteville	WYTM	FM	105.5
Jackson	WZDQ	FM	102.3
Knoxville	WOKI	FM	98.7
Lawrenceburg	WTNX	FM	106.7
Lebanon	WANT	FM	98.9
Lebanon	WCOR	AM	1490
Lewisburg	WJIM	FM	94.3
Manchester	WMSR	FM	107.9
	AM	1230	
Memphis	WMFS	FM	92.9
	AM	680	
Memphis	WMC	AM	790
Morristown	WCRK	FM	105.7
Nashville	WGFX	FM	104.5
Pulaski	WKSJ	FM	100.9
	AM	1420	
Tri-Cities	WXSM	AM	640
Union City	WQAK	FM	105.7
Waverly	WQMV	FM	93.5
	AM	1060	
Winchester	WCDT	AM	1340
Alabama			
Birmingham	WJOX	FM	94.5
Florence	WQLT	FM	107.3
Huntsville	WUMP	AM	730
	FM	103.9	
Huntsville	WVNN	AM	770
	FM	92.5	
Scottsboro	WWIC	AM	1050
Kentucky			
Benton	WCBL	AM	1290
Bowling Green	WPTQ	FM	105.3
Cadiz	WKDZ	FM	106.5
Elizabethtown	WIEL	FM	106.1
	AM	1400	
Hardinsburg	WXBC	FM	104.3
Henderson	WSOJ	AM	860
	FM	96.5	
Madisonville	WWKY	FM	97.7
Owensboro	WVJS	FM	92.9
	AM	1420	
Paducah	WPAD	FM	99.5
	AM	1560	





# TENNESSEE TITANS OFFENSIVE AND DEFENSIVE STATS, 1999-2020 (REGULAR SEASON)

OFFENSE	1999-2020 TITANS - OFFENSE																					
	2020	2019	2018	2017	2016	2015	2014	2013	2012	2011	2010	2009	2008	2007	2006	2005	2004	2003	2002	2001	2000	1999
<b>GAMES (Won-Lost)</b>	11-5	9-7	9-7	9-7	9-7	3-13	2-14	7-9	6-10	9-7	6-10	8-8	13-3	10-6	8-8	4-12	5-11	12-4	11-5	7-9	13-3	13-3
<b>FIRST DOWNS</b>	381	317	289	290	322	298	258	311	260	281	252	288	268	306	261	279	308	310	312	288	299	294
Rushing	142	104	106	97	115	66	75	103	70	71	73	115	108	118	105	72	85	84	112	87	107	109
Passing	203	177	156	157	175	195	159	172	166	185	155	154	143	171	133	191	200	211	182	179	167	167
Penalty	36	36	27	36	32	37	24	36	24	25	24	19	17	17	23	16	23	15	18	22	25	18
<b>YDS GAINED (tot)</b>	6343	5805	4,998	5,024	5,728	4,988	4,859	5,390	5,010	5,361	4,834	5,623	5,018	4,987	4,810	5,122	5,487	5,501	5,272	5,352	5,350	5,296
Avg per Game	396.4	362.8	312.4	314.0	358.0	311.8	303.7	336.9	313.1	335.1	302.1	351.4	313.6	311.7	300.6	320.1	342.9	343.8	329.5	334.5	334.4	331.0
<b>RUSHING (net)</b>	2690	2223	2,023	1,833	2,187	1,485	1,447	1,894	1,687	1,438	1,727	2,592	2,199	2,109	2,214	1,525	1,871	1,623	1,952	1,794	2,085	1,811
Avg per Game	168.1	138.9	126.4	114.6	136.7	92.8	90.4	118.4	105.4	89.9	107.9	162.0	137.4	131.8	138.4	95.3	116.9	101.4	122.0	112.1	130.3	113.2
Rushes	521	445	454	443	476	371	356	462	378	376	406	499	508	543	469	397	420	486	511	468	546	459
Yards per Rush	5.2	5.0	4.5	4.1	4.6	4.0	4.1	4.1	4.5	3.8	4.3	5.2	4.3	3.9	4.7	3.8	4.5	3.3	3.8	3.8	3.8	3.9
<b>PASSING (net)</b>	3653	3582	2,975	3,191	3,541	3,503	3,412	3,496	3,323	3,923	3,107	3,031	2,819	2,878	2,596	3,597	3,616	3,878	3,320	3,558	3,265	3,485
Avg per Game	228.3	223.9	185.9	199.4	221.3	218.9	213.3	218.5	207.7	245.2	194.2	189.4	176.2	179.9	162.3	224.8	226.0	242.4	207.5	222.4	204.1	217.8
Passes Att.	485	448	437	496	504	551	513	533	540	584	474	476	453	464	447	594	589	502	500	515	462	527
Completed	316	297	293	306	307	342	299	328	318	353	273	271	265	288	226	358	356	315	306	307	286	304
Pct Completed	65.2	66.3	67.0	61.7	60.9	62.1	58.3	61.5	58.9	60.4	57.6	56.9	58.5	62.1	50.6	60.3	60.4	62.7	61.2	59.6	61.9	57.7
Yards Gained	3826	3956	3,255	3,394	3,720	3,893	3,738	3,710	3,577	4,113	3,278	3,104	2,902	3,077	2,748	3,797	3,933	4,031	3,441	3,867	3,430	3,622
Sacked	25	56	47	35	28	54	50	37	39	24	27	15	12	30	29	31	44	25	21	43	28	25
Yards Lost	173	374	280	203	179	390	326	214	254	190	171	73	83	199	152	200	317	153	121	309	165	137
Had intercepted	7	8	12	17	11	17	16	16	16	14	15	15	9	17	19	14	19	9	15	17	16	13
Yards Opp Ret	81	204	219	262	203	263	214	132	260	167	120	121	88	116	250	293	306	264	179	163	236	227
Opp TDs on Int	0	0	1	2	3	3	1	1	4	3	1	0	0	0	2	4	2	3	2	2	3	2
<b>PUNTS</b>	50	78	75	75	77	88	89	79	83	86	77	69	87	73	88	78	79	71	66	85	76	90
Avg Yards	45.1	47.1	46.4	49.7	44.2	47.4	46.3	42.9	46.4	43.6	42.9	43.4	42.8	41.9	42.7	43.2	42.9	43.9	41.3	42.0	40.8	42.5
<b>PUNT RETURNS</b>	23	22	27	36	30	38	30	31	31	47	27	33	34	42	37	45	40	37	28	36	53	40
Avg Return	9.0	7.7	8.8	8.5	7.9	8.1	6.9	7.7	15.3	10.4	12.2	6.7	9.7	8.7	12.6	9.3	4.3	11.6	7.8	7.8	12.7	9.0
Returned for TD	0	0	0	0	0	0	0	0	3	1	1	0	0	0	3	1	0	1	0	0	1	1
<b>KICKOFF RETURNS</b>	38	30	23	28	33	33	48	44	63	32	64	69	52	52	79	70	79	68	50	71	47	56
Avg Return	20.2	21.3	32.0	22.1	19.1	20.6	23.4	24.9	23.6	26.0	24.3	20.5	25.4	21.1	23.2	24.2	19.7	19.1	19.6	19.9	26.1	18.6
Returned for TD	1	0	1	0	0	0	0	0	1	1	1	0	0	0	0	0	0	0	0	1	0	0
<b>PENALTIES</b>	86	99	82	85	110	93	111	101	106	104	128	98	108	101	94	125	110	110	112	119	107	114
Yards Penalized	783	932	727	785	1,012	779	961	900	847	960	1,040	821	855	773	803	1,002	923	887	891	1,025	870	1,069
<b>FUMBLES BY</b>	15	21	18	10	17	25	23	27	21	17	22	27	18	32	29	27	33	24	20	18	24	17
Fumbles Lost	5	9	6	8	7	16	10	9	12	8	14	16	8	17	7	12	12	12	10	11	14	9
Opp Fumbles	21	16	14	23	12	16	7	24	15	20	25	20	28	26	19	20	22	21	22	21	39	39
Opp Fum Lost	8	9	6	9	6	8	4	12	5	12	8	7	11	12	11	11	12	13	11	11	13	24
<b>POSS. TIME (avg)</b>	28:28	28:31	29:28	29:51	30:32	29:25	27:31	30:00	27:18	27:52	25:54	28:27	29:09	31:38	27:17	31:13	31:40	32:52	32:47	31:29	33:48	31:30
<b>TOUCHDOWNS</b>	62	54	34	33	46	37	28	41	36	34	40	39	41	28	36	33	41	48	42	39	38	46
Rushing	26	21	15	18	16	10	6	16	10	8	13	19	24	17	15	8	12	11	16	12	14	19
Passing	33	29	16	14	29	25	20	22	17	22	24	16	13	9	13	20	27	30	22	23	18	23
Returns	3	4	3	1	1	2	2	3	9	4	3	4	4	2	8	5	2	7	4	4	6	4
<b>EXTRA-PT KICKS</b>	51/53	50/52	28/31	31/33	39/41	29/31	27/27	41/41	35/35	34/34	38/38	37/37	40/40	28/28	32/32	30/32	39/39	43/44	36/36	34/35	37/38	43/43
<b>2-PT CONVERSIONS</b>	4/7	1/2	0/1	0/0	0/5	3/5	0/1	0/0	1/1	0/0	1/2	1/2	1/1	0/0	3/3	0/1	1/2	3/4	2/6	3/4	0/0	1/3
<b>FIELD GOALS/FGA</b>	20/28	8/18	26/30	35/42	22/24	14/16	19/22	25/29	25/31	29/32	24/26	27/32	29/33	35/39	22/28	23/29	19/27	32/37	25/31	20/28	27/33	21/25
<b>POINTS SCORED</b>	491	402	310	334	381	299	254	362	330	325	356	354	375	301	324	299	344	435	367	336	346	392
<b>TURNOVER DIFF.</b>	+11	+6	-1	-4	0	-14	-10	0	-4	+1	-4	-4	+14	0	+2	-6	-1	+13	+4	-4	0	+19

## 1999-2020 TITANS - DEFENSE

DEFENSE	2020	2019	2018	2017	2016	2015	2014	2013	2012	2011	2010	2009	2008	2007	2006	2005	2004	2003	2002	2001	2000	1999
<b>POINTS ALLOWED</b>	439	331	303	356	378	423	438	381	471	317	339	402	234	297	400	421	439	324	324	388	191	324
<b>OPP FIRST DOWNS</b>	391	335	298	323	324	317	357	329	358	324	356	323	276	268	329	294	318	275	297	300	215	300
Rushing	113	95	98	68	70	101	119	108	122	111	107	89	81	80	121	89	99	79	75	79	62	81
Passing	247	213	182	231	227	192	211	191	210	187	214	210	166	165	181	180	189	167	197	192	134	193
Penalty	31	27	18	24	27	24	27	30	26	26	35	24	29	23	27	25	30	29	25	29	19	26
<b>OPP YARDS GAINED</b>	6372	5752	5,334	5,248	5,720	5,475	5,968	5,407	5,999	5,682	5,883	5,850	4,698	4,665	5,915	5,110	5,724	4,901	4,964	5,515	3,814	5,245
Avg per Game	398.3	359.5	333.4	328.0	357.5	342.2	373.0	337.9	374.9	355.1	367.7	365.6	293.6	291.6	369.7	319.4	357.8	306.3	310.3	344.7	238.4	327.8
<b>OPP RUSHING (net)</b>	1933	1672	1,863	1,420	1,413	1,797	2,195	1,795	2,035	2,053	1,851	1,711	1,502	1,478	2,313	1,894	1,917	1,295	1,424	1,431	1,390	1,550
Avg per Game	120.8	104.5	116.4	88.8	88.3	112.3	137.2	112.2	127.2	128.3	115.7	106.9	93.9	92.4	144.6	118.4	119.8	80.9	89.0	89.4	86.9	96.9
Rushes	427	415	429	398	356	462	515	446	483	461	474	402	403	369	506	449	421	342	372	405	387	383
Yards per Rush	4.5	4.0	4.3	3.6	4.0	3.9	4.3	4.0	4.2	4.5	3.9	4.3	3.7	4.0	4.6	4.2	4.6	3.8	3.8	3.5	3.6	4.0
<b>OPP PASSING (net)</b>	4439	4080	3,471	3,828	4,307	3,678	3,773	3,612	3,964	3,629	4,032	4,139	3,196	3,187	3,602	3,216	3,807	3,606	3,540	4,084	2,424	3,695
Avg per Game	277.4	255.0	216.9	239.3																		



## 2021 TENNESSEE TITANS PRESEASON STATISTICS

Won 2, Lost 0

Date	W-L	Score	OT	Opponent	Attendance
08/13	W	23-3		at Atlanta	65,726
08/21	W	34-3		at Tampa Bay	65,324
08/28				Chicago	

Statistic	Tenn.	Opp.
<b>Total First Downs</b>	<b>32</b>	<b>17</b>
Rushing	11	5
Passing	17	7
Penalty	4	5
3rd Down: Made/Att	5/26	4/26
3rd Down Pct.	19.2	15.4
4th Down: Made/Att	2/3	0/3
4th Down Pct.	66.7	0.0
<b>Possession Avg.</b>	<b>35:20</b>	<b>24:41</b>
<b>Total Net Yards</b>	<b>482</b>	<b>345</b>
Avg. Per Game	241.0	172.5
Total Plays	125	107
Avg. Per Play	3.9	3.2
<b>Net Yards Rushing</b>	<b>225</b>	<b>134</b>
Avg. Per Game	112.5	67.0
Total Rushes	71	35
<b>Net Yards Passing</b>	<b>257</b>	<b>211</b>
Avg. Per Game	128.5	105.5
Sacked/Yards Lost	7/60	8/50
Gross Yards	317	261
Att./Completions	47/34	64/29
Completion Pct.	72.3	45.3
Had Intercepted	0	3
<b>Punts/Average</b>	<b>12/48.5</b>	<b>13/47.6</b>
Net Punting Avg.	12/41.3	13/38.4
<b>Penalties/Yards</b>	<b>15/128</b>	<b>15/122</b>
<b>Fumbles/Ball Lost</b>	<b>1/0</b>	<b>6/1</b>
<b>Touchdowns</b>	<b>6</b>	<b>0</b>
Rushing	0	0
Passing	5	0
Returns	1	0

Score By Periods	Q1	Q2	Q3	Q4	OT	PTS
<b>Team</b>	<b>10</b>	<b>16</b>	<b>17</b>	<b>14</b>	<b>0</b>	<b>57</b>
<b>Opponents</b>	<b>0</b>	<b>3</b>	<b>3</b>	<b>0</b>	<b>0</b>	<b>6</b>

Scoring	TD	Rush	Rec	Ret	K-PAT	FG	S	PTS
Ficken	0	0	0	0	6/6	3/3	0	15
Batson	1	0	1	0			0	6
Boddy-Calhoun	1	0	0	1			0	6
Fitzpatrick	1	0	1	0			0	6
Forristall	1	0	1	0			0	6
Kinsey	1	0	1	0			0	6
McCann	0	0	0	0	0/0	2/2	0	6
Sargent	1	0	1	0			0	6
<b>Team</b>	<b>6</b>	<b>0</b>	<b>5</b>	<b>1</b>	<b>6/6</b>	<b>5/5</b>	<b>0</b>	<b>57</b>
<b>Opponents</b>	<b>0</b>	<b>0</b>	<b>0</b>	<b>0</b>	<b>0/0</b>	<b>2/4</b>	<b>0</b>	<b>6</b>

2-Pt Conv: TM 0-0, OPP 0-0

Sacks: Ray 1.5, Weaver 1.5, Adeniyi 1, Long 1, Molden 1, Simon 1, Coley 0.5, J. Johnson 0.5, TM 8, OPP 7

FUM/Lost: Barkley 1/0

Passing	Att	Cmp	Yds	Cmp%	Yds/Att	TD	TD%	Int	Int%	Long	Sack/Lost	Rating
Barkley	24	17	169	70.8	7.04	3	12.5	0	0.0	20t	2/17	130.0
Woodside	23	17	148	73.9	6.43	2	8.7	0	0.0	23t	5/43	119.5
<b>Team</b>	<b>47</b>	<b>34</b>	<b>317</b>	<b>72.3</b>	<b>6.74</b>	<b>5</b>	<b>10.6</b>	<b>0</b>	<b>0.0</b>	<b>23t</b>	<b>7/60</b>	<b>125.9</b>
<b>Opponents</b>	<b>64</b>	<b>29</b>	<b>261</b>	<b>45.3</b>	<b>4.08</b>	<b>0</b>	<b>0.0</b>	<b>3</b>	<b>4.7</b>	<b>35</b>	<b>8/50</b>	<b>37.3</b>

Rushing	No.	Yds	Avg	Long	TD
Sargent	32	136	4.3	16	0
Hill	21	62	3.0	7	0
D. Evans	4	26	6.5	15	0
Woodside	3	4	1.3	6	0
McNichols	8	3	0.4	8	0
Barkley	3	-6	-2.0	-1	0
<b>Team</b>	<b>71</b>	<b>225</b>	<b>3.2</b>	<b>16</b>	<b>0</b>
<b>Opponents</b>	<b>35</b>	<b>134</b>	<b>3.8</b>	<b>52</b>	<b>0</b>

Receiving	No.	Yds	Avg	Long	TD
Kinsey	10	107	10.7	20t	1
Rogers	3	39	13.0	17	0
Forristall	3	20	6.7	12t	1
F. Brown	3	17	5.7	7	0
Fitzpatrick	2	30	15.0	23t	1
Batson	2	21	10.5	15t	1
Firkser	2	15	7.5	11	0
Sargent	2	11	5.5	6	1
McNichols	2	8	4.0	5	0
Westbrook-Ikhine	1	18	18.0	18	0
Hill	1	12	12.0	12	0
Pinkney	1	10	10.0	10	0
Stocker	1	7	7.0	7	0
D. Evans	1	2	2.0	2	0
<b>Team</b>	<b>34</b>	<b>317</b>	<b>9.3</b>	<b>23t</b>	<b>5</b>
<b>Opponents</b>	<b>29</b>	<b>261</b>	<b>9.0</b>	<b>35</b>	<b>0</b>

Interceptions	No.	Yds	Avg	Long	TD
J. Carter	1	36	36.0	36	0
Geathers	1	30	30.0	30	0
Long	1	0	0.0	0	0
<b>Team</b>	<b>3</b>	<b>66</b>	<b>22.0</b>	<b>36</b>	<b>0</b>
<b>Opponents</b>	<b>0</b>	<b>0</b>	<b>---</b>	<b>---</b>	<b>0</b>

Punting	No.	Yds	Avg	Net	TB	In	Lg	B
Kern	10	487	48.7	41.2	1	3	59	0
J. Smith	2	95	47.5	42.0	0	0	55	0
<b>Team</b>	<b>12</b>	<b>582</b>	<b>48.5</b>	<b>41.3</b>	<b>1</b>	<b>3</b>	<b>59</b>	<b>0</b>
<b>Opponents</b>	<b>13</b>	<b>619</b>	<b>47.6</b>	<b>38.4</b>	<b>0</b>	<b>2</b>	<b>60</b>	<b>0</b>

Punt Returns	Ret	FC	Yds	Avg	Long	TD
Batson	5	0	49	9.8	14	0
Rogers	2	3	71	35.5	57	0
<b>Team</b>	<b>7</b>	<b>3</b>	<b>120</b>	<b>17.1</b>	<b>57</b>	<b>0</b>
<b>Opponents</b>	<b>6</b>	<b>0</b>	<b>66</b>	<b>11.0</b>	<b>19</b>	<b>0</b>

Kickoff Returns	No.	Yds	Avg	Long	TD
Batson	2	50	25.0	28	0
D. Evans	1	20	20.0	20	0
Rogers	1	18	18.0	18	0
<b>Team</b>	<b>4</b>	<b>88</b>	<b>22.0</b>	<b>28</b>	<b>0</b>
<b>Opponents</b>	<b>8</b>	<b>175</b>	<b>21.9</b>	<b>38</b>	<b>0</b>

Field Goals	1-19	20-29	30-39	40-49	50+
Ficken	0/0	0/0	0/0	2/2	1/1
McCann	0/0	1/1	0/0	1/1	0/0
<b>Team</b>	<b>0/0</b>	<b>1/1</b>	<b>0/0</b>	<b>3/3</b>	<b>1/1</b>
<b>Opponents</b>	<b>0/0</b>	<b>0/0</b>	<b>0/0</b>	<b>2/2</b>	<b>0/2</b>

Ficken: (44G)(48G,58G)  
 McCann: (26G,42G)()  
 TM: (26G,42G,44G)(48G,58G)  
 OPP: (42G,55N)(49G,61N)

## 2021 TENNESSEE TITANS PRESEASON DEFENSIVE STATISTICS

PLAYER	TACKLES			SACKS		TFL	INTERCEPTIONS				FUMBLES			
	Tot	Solo	Asst	Sk	Yds		No	Yds	Lg	TD	PD	FF	FR	Yds
March-Lillard, Justin	9	6	3	0	0	0	0	-	-	-	0	0	0	0
Molden, Elijah	8	8	0	1	6	2	0	-	-	-	1	1	0	0
Rice, Monty	8	4	4	0	0	0	0	-	-	-	0	0	0	0
Ray, Wyatt	7	3	4	1.5	5.5	1	0	-	-	-	1	0	0	0
Borders, Breon	5	3	2	0	0	0	0	-	-	-	0	0	0	0
Jones, Chris	4	4	0	0	0	1	0	-	-	-	1	0	0	0
Weaver, Rashad	4	3	1	1.5	11	2	0	-	-	-	1	0	0	0
Boddy-Calhoun, Briean	3	3	0	0	0	0	0	-	-	-	2	0	1	42t
Coley, Trevon	3	0	3	0.5	4	0	0	-	-	-	0	0	0	0
Johnson, Jan	3	1	2	0.5	4.5	0	0	-	-	-	0	0	0	0
Long, David	3	3	0	1	8	1	1	0	0	0	1	0	0	0
McDougald, Bradley	3	3	0	0	0	0	0	-	-	-	1	1	0	0
Byard, Kevin	2	1	1	0	0	0	0	-	-	-	1	0	0	0
Evans, Rashaan	2	2	0	0	0	0	0	-	-	-	0	0	0	0
Hamilton, Woodrow	2	1	1	0	0	0	0	-	-	-	0	0	0	0
Hooker, Amani	2	0	2	0	0	0	0	-	-	-	0	0	0	0
Jones, Naquan	2	1	1	0	0	0	0	-	-	-	0	0	0	0
Murchison, Larrell	2	1	1	0	0	1	0	-	-	-	0	0	0	0
Roberson, Derick	2	0	2	0	0	0	0	-	-	-	0	0	0	0
Rush, Anthony	2	1	1	0	0	0	0	-	-	-	0	0	0	0
Dzubnar, Nick	1	1	0	0	0	0	0	-	-	-	0	0	0	0
Adeniyi, Ola	1	1	0	1	6	1	0	-	-	-	0	0	0	0
Brown, Jayon	1	0	1	0	0	0	0	-	-	-	0	0	0	0
Jackson, Chris	1	0	1	0	0	0	0	-	-	-	0	0	0	0
Landry, Harold	1	0	1	0	0	0	0	-	-	-	0	0	0	0
Peko, Kyle	1	0	1	0	0	0	0	-	-	-	0	0	0	0
Simon, John	1	1	0	1	5	0	0	-	-	-	0	1	0	0
Tart, Teair	1	1	0	0	0	0	0	-	-	-	0	0	0	0
Thompson, Tedric	1	1	0	0	0	0	0	-	-	-	0	0	0	0
Carter, Jamal	0	0	0	0	0	0	1	36	36	0	1	0	0	0
Fulton, Kristian	0	0	0	0	0	0	0	-	-	-	1	0	0	0
Geathers, Clayton	0	0	0	0	0	0	1	30	30	0	1	0	0	0
<b>Total</b>	<b>85</b>	<b>53</b>	<b>32</b>	<b>8</b>	<b>50</b>	<b>9</b>	<b>3</b>	<b>66</b>	<b>36</b>	<b>0</b>	<b>12</b>	<b>3</b>	<b>1</b>	<b>42</b>

### TITANS SPECIAL TEAMS STATISTICS

PLAYER	TACKLES			FUMBLES		BLOCKS		
	Tot	Solo	Asst	FF	FR	PAT	FG	PUNT
Borders, Breon	2	2	0	0	0	0	0	0
Hill, Brian	2	2	0	0	0	0	0	0
Hooker, Amani	2	1	1	1	0	0	0	0
Sargent, Mekhi	2	2	0	0	0	0	0	0
Bello, B.J.	1	1	0	0	0	0	0	0
Breeze, Brady	1	1	0	0	0	0	0	0
Farley, Matthias	1	1	0	0	0	0	0	0
Hudson, Tommy	1	1	0	0	0	0	0	0
McNichols, Jeremy	1	1	0	0	0	0	0	0
Rice, Monty	1	1	0	0	0	0	0	0
Long, David	1	0	1	0	0	0	0	0
<b>TEAM TOTALS:</b>	<b>15</b>	<b>13</b>	<b>2</b>	<b>1</b>	<b>0</b>	<b>0</b>	<b>0</b>	<b>0</b>

### MISCELLANEOUS STATISTICS

PLAYER	TACKLES			FUMBLES	
	Tot	Solo	Asst	FF	FR
Barkley, Matt	0	0	0	0	1
<b>TEAM TOTALS:</b>	<b>0</b>	<b>0</b>	<b>0</b>	<b>0</b>	<b>1</b>

**Legend:**

- Tot . . . . . Total Tackles
- Solo . . . . . Unassisted Tackles
- Asst . . . . . Assisted Tackles
- Sk . . . . . Quarterback Sacks
- Yds . . . . . Yards Lost on Sack
- QBP . . . . . Quarterback Pressure
- TFL . . . . . Tackle for Loss
- Int . . . . . Interceptions
- Yds . . . . . Interception Return Yards
- TD . . . . . Interceptions Return Touchdowns
- PD . . . . . Passes Defensed
- FF . . . . . Forced Fumble
- FR . . . . . Fumble Recoveries
- Yds . . . . . Yards on Fumble Returns



## 2020 TENNESSEE TITANS REGULAR SEASON STATISTICS

**Won 11, Lost 5**

Date	W-L	Score	OT	Opponent	Attendance
09/14	W	16-14		at Denver	
09/20	W	33-30		Jacksonville	
09/27	W	31-30		at Minnesota	
10/13	W	42-16		Buffalo	8,403
10/18	W	42-36	OT	Houston	10,166
10/25	L	24-27		Pittsburgh	10,355
11/01	L	20-31		at Cincinnati	9,712
11/08	W	24-17		Chicago	13,871
11/12	L	17-34		Indianapolis	13,949
11/22	W	30-24	OT	at Baltimore	
11/29	W	45-26		at Indianapolis	12,464
12/06	L	35-41		Cleveland	13,986
12/13	W	31-10		at Jacksonville	15,896
12/20	W	46-25		Detroit	13,797
12/27	L	14-40		at Green Bay	
01/03	W	41-38		at Houston	12,504

Statistic	Tenn.	Opp.
<b>Total First Downs</b>	<b>381</b>	<b>391</b>
Rushing	142	113
Passing	203	247
Penalty	36	31
3rd Down: Made/Att	84/182	111/214
3rd Down Pct.	46.2	51.9
4th Down: Made/Att	10/16	15/26
4th Down Pct.	62.5	57.7
<b>Possession Avg.</b>	<b>28:28</b>	<b>31:32</b>
<b>Total Net Yards</b>	<b>6,343</b>	<b>6,372</b>
Avg. Per Game	396.4	398.3
Total Plays	1,031	1,076
Avg. Per Play	6.2	5.9
<b>Net Yards Rushing</b>	<b>2,690</b>	<b>1,933</b>
Avg. Per Game	168.1	120.8
Total Rushes	521	427
<b>Net Yards Passing</b>	<b>3,653</b>	<b>4,439</b>
Avg. Per Game	228.3	277.4
Sacked/Yards Lost	25/173	19/154
Gross Yards	3,826	4,593
Att./Completions	485/316	630/423
Completion Pct.	65.2	67.1
Had Intercepted	7	15
<b>Punts/Average</b>	<b>50/45.1</b>	<b>45/47.7</b>
Net Punting Avg.	50/40.1	45/41.8
<b>Penalties/Yards</b>	<b>86/783</b>	<b>103/840</b>
<b>Fumbles/Ball Lost</b>	<b>15/5</b>	<b>21/8</b>
<b>Touchdowns</b>	<b>62</b>	<b>55</b>
Rushing	26	18
Passing	33	36
Returns	3	1

Score By Periods	Q1	Q2	Q3	Q4	OT	PTS
<b>Team</b>	<b>96</b>	<b>144</b>	<b>101</b>	<b>138</b>	<b>12</b>	<b>491</b>
<b>Opponents</b>	<b>77</b>	<b>143</b>	<b>97</b>	<b>122</b>	<b>0</b>	<b>439</b>

Scoring	TD	Rush	Rec	Ret	K-PAT	FG	S	PTS
Henry	17	17	0	0			0	104
Gostkowski	0	0	0	0	46/48	18/26	0	100
A. Brown	12	0	11	1b			0	72
J. Smith	9	1	8	0			0	54
Slovan	0	0	0	0	5/5	2/2	0	11
Tannehill	7	7	0	0			0	46
C. Davis	5	0	5	0			0	30
Pruitt	3	0	2	1c			0	18
Humphries	2	0	2	0			0	12
Batson	1	0	1	0			0	6
D. Evans	1	0	1	0			0	6
Firkser	1	0	1	0			0	6
Foreman	1	0	1	0			0	6
King	1	0	0	1a			0	6
McNichols	1	1	0	0			0	6
Swaim	1	0	1	0			0	6
Westbrook-Ikhine	0	0	0	0			0	2
<b>Team</b>	<b>62</b>	<b>26</b>	<b>33</b>	<b>3</b>	<b>51/53</b>	<b>20/28</b>	<b>0</b>	<b>491</b>
<b>Opponents</b>	<b>55</b>	<b>18</b>	<b>36</b>	<b>1</b>	<b>42/47</b>	<b>21/23</b>	<b>1</b>	<b>439</b>

a - 63-yd fumble return vs. Chi, 11/8; b - 42-yd kickoff return at Ind, 11/29; c - 3-yd fumble recovery vs. Cle

**2-Pt Conv:** Tannehill 2, Henry, Westbrook, **TM 4-7, OPP 1-8**

**Sacks:** Landry 5.5, Simmons 3, Crawford 2, D. Jones 2, King 1, J. Brown 1, Fulton 1, Ray 1, Reed 1, Vaccaro 1, R. Evans 0.5, **TM 19, OPP 25**

Passing	Att	Cmp	Yds	Cmp%	Yds/Att	TD	TD%	Int	Int%	Long	Sack/Lost	Rating
Tannehill	481	315	3,819	65.5	7.94	33	6.9	7	1.5	75t	24/173	106.5
Woodside	3	1	7	33.3	2.33	0	0.0	0	0.0	7	0/0	42.4
Kern	1	0	0	0.0	0.00	0	0.0	0	0.0	---	0/0	39.6
Humphries	0	0	0	---	---	0	---	0	---	---	1/0	---
<b>Team</b>	<b>485</b>	<b>316</b>	<b>3,826</b>	<b>65.2</b>	<b>7.89</b>	<b>33</b>	<b>6.8</b>	<b>7</b>	<b>1.4</b>	<b>75t</b>	<b>25/173</b>	<b>105.9</b>
<b>Opponents</b>	<b>630</b>	<b>423</b>	<b>4,593</b>	<b>67.1</b>	<b>7.29</b>	<b>36</b>	<b>5.7</b>	<b>15</b>	<b>2.4</b>	<b>75t</b>	<b>19/154</b>	<b>97.5</b>

Rushing	No.	Yds	Avg	Long	TD
Henry	378	2,027	5.4	94t	17
Tannehill	43	266	6.2	45t	7
McNichols	47	204	4.3	20	1
Foreman	22	95	4.3	15	0
D. Evans	14	54	3.9	9	0
Batson	4	20	5.0	11	0
Woodside	7	10	1.4	18	0
Perry	2	9	4.5	6	0
Hooker	1	4	4.0	4	0
J. Smith	2	4	2.0	3	1
Raymond	1	-3	-3.0	-3	0
<b>Team</b>	<b>521</b>	<b>2,690</b>	<b>5.2</b>	<b>94t</b>	<b>26</b>
<b>Opponents</b>	<b>427</b>	<b>1,933</b>	<b>4.5</b>	<b>59</b>	<b>18</b>

Receiving	No.	Yds	Avg	Long	TD
A. Brown	70	1,075	15.4	73t	11
C. Davis	65	984	15.1	75t	5
J. Smith	41	448	10.9	63	8
Firkser	39	387	9.9	45	1
Humphries	23	228	9.9	23	2
Henry	19	114	6.0	53	0
Batson	12	100	8.3	18	1
McNichols	12	55	4.6	9	0
Raymond	9	187	20.8	61	0
Swaim	9	83	9.2	16	1
Pruitt	5	49	9.8	22t	2
Blasingame	4	39	9.8	16	0
Westbrook-Ikhine	3	33	11.0	19	0
D. Evans	2	27	13.5	24	1
Hollister	1	12	12.0	12	0
Foreman	1	5	5.0	5t	1
Tannehill	1	0	0.0	0	0
<b>Team</b>	<b>316</b>	<b>3,826</b>	<b>12.1</b>	<b>75t</b>	<b>33</b>
<b>Opponents</b>	<b>423</b>	<b>4,593</b>	<b>10.9</b>	<b>75t</b>	<b>36</b>

Interceptions	No.	Yds	Avg	Long	TD
Butler	4	111	27.8	68	0
Hooker	4	11	2.8	6	0
Fulton	1	44	44.0	44	0
Cruikshank	1	13	13.0	13	0
Joseph	1	5	5.0	5	0
Borders	1	0	0.0	0	0
J. Brown	1	0	0.0	0	0
Byard	1	0	0.0	0	0
Landry	1	0	0.0	0	0
T. Smith	0	5	---	5	0
<b>Team</b>	<b>15</b>	<b>189</b>	<b>12.6</b>	<b>68</b>	<b>0</b>
<b>Opponents</b>	<b>7</b>	<b>81</b>	<b>11.6</b>	<b>25</b>	<b>0</b>

Punting	No.	Yds	Avg	Net	TB	In	Lg	B
Kern	37	1,695	45.8	41.5	3	22	66	0
Allen	8	404	50.5	40.0	1	0	65	0
Daniel	4	157	39.3	30.0	0	0	52	1
<b>Team</b>	<b>50</b>	<b>2,256</b>	<b>45.1</b>	<b>40.1</b>	<b>4</b>	<b>22</b>	<b>66</b>	<b>1</b>
<b>Opponents</b>	<b>45</b>	<b>2,147</b>	<b>47.7</b>	<b>41.8</b>	<b>3</b>	<b>19</b>	<b>71</b>	<b>0</b>

Punt Returns	Ret	FC	Yds	Avg	Long	TD
Raymond	23	11	208	9.0	40	0
Batson	0	1	0	---	---	0
<b>Team</b>	<b>23</b>	<b>12</b>	<b>208</b>	<b>9.0</b>	<b>40</b>	<b>0</b>
<b>Opponents</b>	<b>20</b>	<b>13</b>	<b>171</b>	<b>8.6</b>	<b>57</b>	<b>0</b>

Kickoff Returns	No.	Yds	Avg	Long	TD
Raymond	15	275	18.3	30	0
Batson	11	231	21.0	35	0
D. Evans	9	206	22.9	31	0
Blasingame	1	11	11.0	11	0
A. Brown	1	42	42.0	42t	1
Kalu	1	2	2.0	2	0
<b>Team</b>	<b>38</b>	<b>767</b>	<b>20.2</b>	<b>42t</b>	<b>1</b>
<b>Opponents</b>	<b>37</b>	<b>823</b>	<b>22.2</b>	<b>49</b>	<b>0</b>

Field Goals	1-19	20-29	30-39	40-49	50+
Gostkowski	0/0	2/3	4/5	5/10	7/8
Slovan	0/0	0/0	1/1	1/1	0/0
<b>Team</b>	<b>0/0</b>	<b>2/3</b>	<b>5/6</b>	<b>6/11</b>	<b>7/8</b>
<b>Opponents</b>	<b>0/0</b>	<b>7/7</b>	<b>6/6</b>	<b>5/6</b>	<b>3/4</b>

Gostkowski: (47N,44B,42N,25G) (51G,49G) (39G,31G, 30G,51G,54G,55G) () (27B,37N) (51G,45N) (53N) (40G) (50G,44N) (40G,40G,22G) (49G) () (53G) (38G) () ()

Slovan: () () () () () () () () () () () (47G,37G)

**TM:** (47N,44B,42N,25G) (51G,49G) (39G,31G,30G,51G,54G,55G) () (27B,37N) (51G,45N) (53N)

(40G) (50G,44N) (40G,40G,22G) (49G) () (53G) (38G) () (47G,37G)

**OPP:** () (35G) (41G,49N) (43G) (38G) (38G,30G) (33G) (22G) (24G,43G) (30G,27G,29G) ()

(27G,43G) (53B,53G) (53G) () (24G,43G,28G,51G)

**FUM/Lost:** Tannehill 6/1, Henry 3/2, A. Brown 2/1, Batson 1/0, Brinkley 1/0, C. Davis 1/1, Douglas 1/0

## 2020 TENNESSEE TITANS REGULAR SEASON DEFENSIVE STATISTICS

PLAYER	TACKLES			SACKS		QB		INTERCEPTIONS				FUMBLES			
	Tot	Solo	Asst	Sk	Yds	QB	TFL	No	Yds	Lg	TD	PD	FF	FR	Yds
Byard, Kevin	111	79	32	0.0	0.0	2	1	1	0	0	0	7	1	0	0
Butler, Malcolm	100	86	14	0.0	0.0	0	1	4	111	68	0	14	0	0	0
Evans, Rashaan	96	59	37	0.5	0.5	6	1	0	0	0	0	5	0	1	25
Vaccaro, Kenny	83	62	21	1.0	4.0	4	6	0	0	0	0	5	0	1	53
Brown, Jayon	76	45	31	1.0	6.0	4	5	1	0	0	0	8	2	0	0
Landry III, Harold	69	46	23	5.5	45.5	32	10	1	0	0	0	5	0	0	0
Long Jr., David	50	28	22	0.0	0.0	1	2	0	0	0	0	2	0	0	0
Jones, DaQuan	49	29	20	2.0	13.0	10	6	0	0	0	0	0	1	0	0
Simmons, Jeffery	49	24	25	3.0	24.0	20	3	0	0	0	0	5	1	3	0
Hooker, Amani	44	30	14	0.0	0.0	0	1	4	11	6	0	8	0	0	0
King II, Desmond	31	21	10	1.0	2.0	3	2	0	0	0	0	2	0	1	63t
Joseph, Johnathan	29	25	4	0.0	0.0	0	2	1	5	5	0	5	1	0	0
Crawford, Jack	28	20	8	2.0	28.0	9	3	0	0	0	0	0	1	0	0
Borders, Breon	27	22	5	0.0	0.0	0	1	1	0	0	0	6	0	0	0
Jackson, Chris	21	12	9	0.0	0.0	0	1	0	0	0	0	1	0	0	0
Clowney, Jadeveon	19	14	5	0.0	0.0	10	4	0	0	0	0	4	1	0	0
Fulton, Kristian	16	14	2	1.0	7.0	1	1	1	44	44	0	1	0	0	0
Smith, Tye	14	10	4	0.0	0.0	0	1	0	5	5	0	1	0	0	0
Compton, Will	14	8	6	0.0	0.0	0	0	0	0	0	0	0	0	1	0
Jackson, Adoree'	12	9	3	0.0	0.0	0	0	0	0	0	0	0	0	0	0
Dickerson, Matt	10	4	6	0.0	0.0	1	0	0	0	0	0	0	0	0	0
Kalu, Joshua	8	7	1	0.0	0.0	0	0	0	0	0	0	0	1	0	0
Roberson, Derick	6	4	2	0.0	0.0	4	0	0	0	0	0	1	1	0	0
Orr, Kareem	5	5	0	0.0	0.0	0	0	0	0	0	0	0	0	0	0
Skipper, Tuzar	5	4	1	0.0	0.0	0	0	0	0	0	0	0	0	0	0
Tart, Teair	5	2	3	0.0	0.0	2	1	0	0	0	0	1	0	0	0
Murchison, Larrell	5	1	4	0.0	0.0	0	1	0	0	0	0	0	0	0	0
Beasley Jr., Vic	3	2	1	0.0	0.0	0	1	0	0	0	0	0	1	0	0
Reed, Brooks	3	2	1	1.0	7.0	1	1	0	0	0	0	0	0	0	0
Correa, Kamalei	2	1	1	0.0	0.0	2	0	0	0	0	0	0	0	0	0
Mack, Isaiah	2	1	1	0.0	0.0	1	0	0	0	0	0	0	0	0	0
Dzubnar, Nick	1	1	0	0.0	0.0	0	0	0	0	0	0	0	0	0	0
Ray, Wyatt	1	1	0	1.0	17.0	2	1	0	0	0	0	0	0	0	0
Raymond, Kalif	1	1	0	0.0	0.0	0	0	0	0	0	0	0	0	0	0
Cruikshank, Dane	0	0	0	0.0	0.0	0	0	1	13	13	0	1	0	0	0
<b>Total</b>	<b>995</b>	<b>679</b>	<b>316</b>	<b>19.0</b>	<b>154.0</b>	<b>115</b>	<b>56</b>	<b>15</b>	<b>189</b>	<b>68</b>	<b>0</b>	<b>82</b>	<b>11</b>	<b>7</b>	<b>63t</b>

### TITANS SPECIAL TEAMS STATISTICS

PLAYER	TACKLES			FUMBLES		BLOCKS		
	Tot	Solo	Asst	FF	FR	PAT	FG	PUNT
Dzubnar, Nick	13	6	7	0	0	0	0	0
Bates, Daren	8	6	2	0	0	0	0	0
Kalu, Joshua	8	5	3	0	0	0	0	0
Hooker, Amani	7	5	2	0	0	0	0	0
Long Jr., David	4	2	2	1	0	0	0	0
Compton, Will	4	1	3	0	0	0	0	0
Milton, Chris	3	3	0	0	0	0	0	0
Blasingame, Khari	3	2	1	0	0	0	0	0
Jackson, Chris	3	2	1	0	0	0	0	0
Perry, Senorise	3	2	1	0	0	0	0	0
Roberson, Derick	3	1	2	0	0	0	0	0
Westbrook-Ikhine, Nick	2	2	0	0	0	0	0	0
Orr, Kareem	2	0	2	0	1	0	0	0
Douglas, Jamil	1	1	0	0	0	0	0	0
Evans, Darrynton	1	1	0	0	0	0	0	0
Gostkowski, Stephen	1	1	0	0	0	0	0	0
Ray, Wyatt	1	1	0	0	0	0	0	0
Reed, Brooks	1	1	0	0	0	0	0	0
Smith, Tye	1	1	0	0	0	0	0	0
Cruikshank, Dane	1	0	1	0	0	0	0	0
Raymond, Kalif	1	0	1	0	0	0	0	0
Swaim, Geoff	1	0	1	0	0	0	0	0
Jones, DaQuan	0	0	0	0	0	0	1	0
<b>TEAM TOTALS:</b>	<b>72</b>	<b>43</b>	<b>29</b>	<b>1</b>	<b>1</b>	<b>0</b>	<b>1</b>	<b>0</b>

### MISCELLANEOUS STATISTICS

PLAYER	TACKLES			FUMBLES	
	Tot	Solo	Asst	FF	FR
Brown, A.J.	1	1	0	0	0
Davis, Corey	1	1	0	0	0
Firkser, Anthony	1	1	0	0	0
Jones, Ben	1	1	0	0	0
Raymond, Kalif	1	1	0	0	0
Smith, Jonnu	1	1	0	0	0
Sambrailo, Ty	1	0	1	0	0
Westbrook-Ikhine, Nick	1	0	1	0	1
Tannehill, Ryan	0	0	0	0	3
Batson, Cameron	0	0	0	0	1
Henry, Derrick	0	0	0	0	1
Kelly, Dennis	0	0	0	0	1
Kern, Brett	0	0	0	0	1
Pruitt, MyCole	0	0	0	0	1
<b>TEAM TOTALS:</b>	<b>8</b>	<b>6</b>	<b>2</b>	<b>0</b>	<b>9</b>

**Legend:**

- Tot . . . . . Total Tackles
- Solo . . . . . Unassisted Tackles
- Asst . . . . . Assisted Tackles
- Sk . . . . . Quarterback Sacks
- Yds . . . . . Yards Lost on Sack
- QBPs . . . . . Quarterback Pressure
- TFL . . . . . Tackle for Loss
- Int . . . . . Interceptions
- Yds . . . . . Interception Return Yards
- TD . . . . . Interceptions Return Touchdowns
- PD . . . . . Passes Defensed
- FF . . . . . Forced Fumble
- FR . . . . . Fumble Recoveries
- Yds . . . . . Yards on Fumble Returns

GAME PREVIEW

TEAM NOTES

PLAYER NOTES

MEDIA

STATISTICS

ROSTERS



## 2021 CHICAGO BEARS PRESEASON STATISTICS



**Won 1, Lost 1**

8/14/2021	W	20 - 13	Miami Dolphins
8/21/2021	L	15 - 41	Buffalo Bills

	Chicago	Opponent
Total First Downs	26	40
Rushing	11	16
Passing	13	22
Penalty	2	2
3rd Down: Made/Att	3/23	10/28
3rd Down Pct.	13.0%	35.7%
4th Down: Made/Att	2/5	3/4
4th Down Pct.	40.0%	75.0%
Possession Avg.	27:37	32:24
Total Net Yards	637	673
Avg. Per Game	318.5	336.5
Total Plays	108	133
Avg. Per Play	5.9	5.1
Net Yards Rushing	257	214
Avg. Per Game	128.5	107.0
Total Rushes	41	54
Net Yards Passing	380	459
Avg. Per Game	190.0	229.5
Sacked/Yards Lost	4/14	7/29
Gross Yards	394	488
Attempts/Completions	63/37	72/47
Completion Pct.	58.7%	65.3%
Had Intercepted	1	1
Punts/Average	12/55.5	9/47.7
Net Punting Avg.	34.6	40.3
Penalties/Yards	19/128	8/66
Fumbles/Ball Lost	5/1	5/3
Touchdowns	4	6
Rushing	2	3
Passing	2	2
Returns	0	1

Score By Periods	Q1	Q2	Q3	Q4	OT	Pts
Team	0	9	14	12	0	35
Opponents	16	31	7	0	0	54

Scoring	TD	Ru	Pa	Rt	PAT	FG	2Pt	Pts
B.Johnson	0	0	0	0	2/2	2/2	0	8
K.Herbert	1	1	0	0	0/0	0/0	0	6
J.Fields	1	1	0	0	0/0	0/0	0	6
J.James	1	0	1	0	0/0	0/0	0	6
R.Adams	1	0	1	0	0/0	0/0	0	6
C.Santos	0	0	0	0	0/1	1/1	0	3
Team	4	2	2	0	2/3	3/3	0	35
Opponents	6	3	2	1	4/4	4/4	1	54

**2-Pt. Conversions:** Team 0/1, Opponents: 1/2

**Sacks:** M.Edwards 2.0, T.Gipson 1.0, S.Kamara 1.0, D.Archibong 1.0, C.Snowden 1.0, M.Pennel 1.0 Team: 7.0, Opponents: 4.0

Rushing	No.	Yds	Avg	Long	TD
J.Fields	9	79	8.8	21	1
A.Pierce	9	62	6.9	51	0
K.Herbert	9	53	5.9	16	1
R.Nall	3	43	14.3	39	0
D.Williams	7	12	1.7	3	0
C.Marable	2	6	3.0	5	0
D.Montgomery	1	3	3.0	3	0
N.Foles	1	-1	-1.0	-1	0
Team	41	257	6.3	51	2
Opponents	54	214	4.0	20	3

Receiving	No.	Yds	Avg	Long	TD
R.Adams	7	146	20.9	73t	1
J.James	6	92	15.3	32	1
C.Lacy	4	33	8.3	10	0
K.Herbert	4	14	3.5	7	0
A.Pierce	3	10	3.3	4	0
R.Ridley	2	29	14.5	17	0
D.Williams	2	11	5.5	9	0
D.Byrd	2	5	2.5	4	0
J.Hardy	1	15	15.0	15	0
J.Horsted	1	9	9.0	9	0
S.Harrington	1	8	8.0	8	0
C.Marable	1	7	7.0	7	0
D.Newsome	1	7	7.0	7	0
J.Graham	1	5	5.0	5	0
C.Kmet	1	3	3.0	3	0
D.Mooney	0	0	0.0	0	0
J.Weah	0	0	0.0	0	0
J.Johnson	0	0	0.0	0	0
J.Wims	0	0	0.0	0	0
Team	37	394	10.6	73t	2
Opponents	47	488	10.4	50	2

Interceptions	No.	Yds	Avg	Long	TD
D.Houston-Carson	1	14	14.0	14	0
Team	1	14	14.0	14	0
Opponents	1	20	20.0	20	0

Punting	No	Yds	Avg	Net	TB	In	Lg	B
P.O'Donnell	12	666	55.5	34.6	0	0	63	0
Team	12	666	55.5	34.6	0	0	63	0
Opponents	9	429	47.7	40.3	1	3	68	0

Punt Returns	Ret	FC	Yds	Avg	Long	TD
J.Johnson	2	0	21	10.5	11	0
D.Newsome	2	1	13	6.5	8	0
J.Lucas	2	0	12	6.0	12	0
Team	6	1	46	7.7	12	0
Opponents	12	0	251	20.9	79t	1

Kickoff Returns	No.	Yds	Avg	Long	TD
K.Herbert	5	91	18.2	24	0
J.Lucas	1	27	27.0	27	0
C.Lacy	1	27	27.0	27	0
J.Johnson	1	26	26.0	26	0
Team	8	171	21.4	27	0
Opponents	4	81	20.3	26	0

Field Goals	1-19	20-29	30-39	40-49	50+
B.Johnson	0/ 0	0/ 0	0/ 0	1/ 1	1/ 1
C.Santos	0/ 0	0/ 0	0/ 0	0/ 0	1/ 1
Team	0/ 0	0/ 0	0/ 0	1/ 1	2/ 2
Opponents	0/ 0	1/ 1	2/ 2	1/ 1	0/ 0

**Fumbles Lost:** D.Williams 1 Total: 1  
Opponent Fumble Recoveries: C.Johnson 2, D.Ruffin 1  
Total: 3

Passing	Att	Cmp	Yds	Cmp%	Yds/Att	TD	TD%	Int	Int%	Long	Sack	Lost	Rating
J.Fields	39	23	222	59.0%	5.7	1	2.6%	0	0.0%	32	2/	5	83.5
A.Dalton	21	13	164	61.9%	7.8	1	4.8%	1	4.8%	73t	2/	9	82.2
N.Foles	3	1	8	33.3%	2.7	0	0.0%	0	0.0%	8	0/	0	42.4
Team	63	37	394	58.7%	6.2	2	3.2%	1	1.6%	73t	4/	14	81.0
Opponents	72	47	488	65.3%	6.8	2	2.8%	1	1.4%	50	7/	29	88.2

## 2020 CHICAGO BEARS REGULAR SEASON STATISTICS



**WON 8, LOST 8**

09/13 W 27-23	at Detroit	
09/20 W 17-13	N.Y. Giants	
09/27 W 30-26	at Atlanta	
10/04 L 11-19	Indianapolis	
10/08 W 20-19	Tampa Bay	
10/18 W 23-16	at Carolina	5,240
10/26 L 10-24	at L.A. Rams	
11/01 L 23-26 OT	New Orleans	
11/08 L 17-24	at Tennessee	13,871
11/16 L 13-19	Minnesota	
11/29 L 25-41	at Green Bay	
12/06 L 30-34	Detroit	
12/13 W 36-7	Houston	
12/20 W 33-27	at Minnesota	
12/27 W 41-17	at Jacksonville	17,445
01/03 L 16-35	Green Bay	

* RUSHING		No.	Yds	Avg	Long	TD
Montgomery		247	1070	4.3	80t	8
Patterson		64	232	3.6	13	1
Trubisky		33	195	5.9	45	1
Cohen		14	74	5.3	17	0
Pierce		6	34	5.7	23	1
Mooney		4	20	5.0	16	0
A. Miller		2	12	6.0	9	0
Mingo		1	11	11.0	11	0
Wims		1	2	2.0	2	0
Foles		16	1	0.1	7	1
Nall		3	0	0.0	0	0
Robinson		1	-1	-1.0	-1	0
Kmet		1	-3	-3.0	-3	0
TEAM		393	1647	4.2	80t	12
OPPONENTS		438	1814	4.1	37	11

	Chi.	Opp.
TOTAL FIRST DOWNS	335	331
Rushing	93	104
Passing	218	190
Penalty	24	37
3rd Down: Made/Att	71/205	80/210
3rd Down Pct.	34.6	38.1
4th Down: Made/Att	17/28	13/22
4th Down Pct.	60.7	59.1
POSSESSION AVG.	30:12	29:48
TOTAL NET YARDS	5302	5519
Avg. Per Game	331.4	344.9
Total Plays	1043	1020
Avg. Per Play	5.1	5.4
NET YARDS RUSHING	1647	1814
Avg. Per Game	102.9	113.4
Total Rushes	393	438
NET YARDS PASSING	3655	3705
Avg. Per Game	228.4	231.6
Sacked/Yards Lost	36/270	35/234
Gross Yards	3925	3939
Att./Completions	614/402	547/350
Completion Pct.	65.5	64.0
Had Intercepted	16	10
PUNTS/AVERAGE	64/45.7	63/45.5
NET PUNTING AVG.	64/39.5	63/40.6
PENALTIES/YARDS	88/777	95/861
FUMBLES/BALL LOST	20/6	16/8
TOUCHDOWNS	40	41
Rushing	12	11
Passing	26	28
Returns	2	2

* RECEIVING		No.	Yds	Avg	Long	TD
Robinson		102	1250	12.3	42	6
Mooney		61	631	10.3	53	4
Montgomery		54	438	8.1	28t	2
Graham		50	456	9.1	30	8
A. Miller		49	485	9.9	34	2
Kmet		28	243	8.7	38	2
Patterson		21	132	6.3	25	0
Nall		8	67	8.4	18	1
De. Harris		7	45	6.4	9	0
Wims		6	48	8.0	13	1
Cohen		6	41	6.8	20	0
Ridley		4	39	9.8	18	0
Ginn		3	40	13.3	29	0
L. Miller	TM	2	6	3.0	7	0
Carter	LG	1	8	8.0	8	0
Massie		1	4	4.0	4	0
TEAM		402	3925	9.8	53	26
OPPONENTS		350	3939	11.3	72t	28

* SCORE BY PERIODS	Q1	Q2	Q3	Q4	OT	PTS
TEAM	72	122	48	130	0	372
OPPONENTS	71	115	93	88	3	370

* SCORING	TD-Ru	Pa	Rt	K-PAT	FG	S	PTS	
Santos	0	0	0	36/37	30/32	0	126	
Montgomery	10	8	2	0	0	0	62	
Graham	8	0	8	0	0	0	48	
Robinson	6	0	6	0	0	0	36	
Mooney	4	0	4	0	0	0	26	
Kmet	2	0	2	0	0	0	12	
A. Miller	2	0	2	0	0	0	12	
Patterson	2	1	0	1	0	0	12	
Foles	1	1	0	0	0	0	6	
Jackson	1	0	0	1	0	0	6	
Nall	1	0	1	0	0	0	6	
Pierce	1	1	0	0	0	0	6	
Trubisky	1	1	0	0	0	0	6	
Wims	1	0	1	0	0	0	6	
K. Mack	0	0	0	0	1	2	6	
TEAM	40	12	26	2	36/37	30/32	1	372
OPPONENTS	41	11	28	2	37/40	29/35	0	370

* INTERCEPTIONS		No.	Yds	Avg	Long	TD
Ro. Smith		2	16	8.0	11	0
Ta. Gipson		2	10	5.0	9	0
K. Mack		1	33	33.0	33	0
Bush		1	10	10.0	10	0
Nichols		1	7	7.0	7	0
Fuller		1	5	5.0	5	0
Houston-Carson		1	0	0.0	0	0
McManis		1	0	0.0	0	0
TEAM		10	81	8.1	33	0
OPPONENTS		16	119	7.4	34	0

* PUNTING		No.	Yds	Avg	Net	TB	In	Lg	B
O'Donnell		64	2924	45.7	39.5	5	28	64	0
TEAM		64	2924	45.7	39.5	5	28	64	0
OPPONENTS		63	2866	45.5	40.6	6	20	65	0

* PUNT RETURNS		Ret	FC	Yds	Avg	Long	TD
Carter	LG	15	11	126	8.4	19	0
Carter	TM	4	7	30	7.5	13	0
Dw. Harris	LG	10	0	81	8.1	19	0
Dw. Harris	TM	10	0	81	8.1	19	0
Ginn		5	1	24	4.8	10	0
A. Miller		5	3	55	11.0	32	0
Cohen		1	3	0	0.0	0	0
TEAM		25	14	190	7.6	32	0
OPPONENTS		25	22	294	11.8	42	0

**2-Pt Conv:** Montgomery, Mooney, TM 2-3,  
 OPP 0-1  
**SACKS:** K. Mack 9, Nichols 5, Edwards 4,  
 Ro. Smith 4, Hicks 3.5, Mingo 2.5, Urban 2.5,  
 Quinn 2, Vaughters 1.5, Trevathan 1, TM 35,  
 OPP 36  
**FUM/LOST:** Trubisky 6/2, Carter(LG) 2/1,  
 Foles 2/0, A. Miller 2/1, Bars 1/0,  
 Carter(TM) 1/0, Ginn 1/0, Graham 1/0,  
 Dw. Harris(LG) 1/1, Dw. Harris(TM) 1/1,  
 Kmet 1/1, Montgomery 1/1, Mooney 1/0,  
 Ro. Smith 1/0, Whitehair 1/0

* KICKOFF RETURNS		No.	Yds	Avg	Long	TD
Patterson		35	1017	29.1	104t	1
Carter	LG	12	250	20.8	29	0
Holtz		5	49	9.8	17	0
Nall		3	35	11.7	17	0
De. Harris		2	23	11.5	16	0
A. Miller		1	16	16.0	16	0
Mooney		1	5	5.0	5	0
TEAM		47	1145	24.4	104t	1
OPPONENTS		41	836	20.4	35	0

* FIELD GOALS		1-19	20-29	30-39	40-49	50+
Santos		0/0	9/9	10/10	9/10	2/3
TEAM		0/0	9/9	10/10	9/10	2/3
OPPONENTS		0/0	11/12	12/12	6/8	0/3
Santos:		(35G,28G)	(34G,50N)	(46N,35G)	(27G)	(47G,38G)
OPP:		(27G,32G,44G,55N)	(57N,39G,37G)	(29G,36G,48N)	(21G,30G,44G,30G)	(39G,35G,46G,25G)
Kmet:		(21G,20G,54N,48G)	(22G,48B)	(38G,27N,27G,39G,35G)	(40G)	(37G,43G)
TEAM:		(24G,22G)	(26G)	( )	( )	( )

* PASSING	Att	Cmp	Yds	Cmp%	Yds/Att	TD	TD%	Int	Int%	Long	Sack/Lost	Rating
Foles	312	202	1852	64.7	5.94	10	3.2	8	2.6	50	18/145	80.8
Trubisky	297	199	2055	67.0	6.92	16	5.4	8	2.7	53	18/125	93.5
Bray	5	1	18	20.0	3.60	0	0.0	0	0.0	18	0/0	42.1
TEAM	614	402	3925	65.5	6.39	26	4.2	16	2.6	53	36/270	86.5
OPPONENTS	547	350	3939	64.0	7.20	28	5.1	10	1.8	72t	35/234	94.9

GAME PREVIEW

TEAM NOTES

PLAYER NOTES

MEDIA

STATISTICS

ROSTERS



## REGULAR SEASON: THE LAST TIME THE TENNESSEE TITANS ...

## GAMES WON

**WON BY SCORING IN THE LAST TWO MINUTES OF REGULATION**

**By Titans**—Sam Sloman 37-yard FG (0:00 remaining) at Houston, 1/3/21 (W)

**By Opponents**—Stephen Hauschka 46-yard field goal (0:00 remaining), at Buffalo, 10/7/18 (L)

**WON OVERTIME GAME**

**By Titans**—Tennessee 30, at Baltimore 24, 11/22/20 (W)

**By Opponents**—vs. Arizona 37, Tennessee 34, 12/15/13 (L)

**WON BY 20 OR MORE POINTS**

**By Titans**—at Tennessee 46, Detroit 25, 12/20/20 (W)

**By Opponents**—Tennessee 14, at Green Bay 40, 12/27/20 (L)

**WON BY SHUTOUT**

**By Titans**—Tennessee 17, at New York Giants 0, 12/16/18 (W)

**By Opponents**—at Denver 16, Tennessee 0, 10/13/19 (L)

## TEAM SCORING

**SCORED 50 POINTS**

**By Titans**—*Never in Titans era (since 1999)*

**By Oilers**—Houston 58, vs. Cleveland 14, 12/9/90 (W)

**By Opponents**—at Houston 57, Tennessee 14, 10/1/17 (L)

**SCORED 40 POINTS**

**By Titans**—at Houston 38, Tennessee 41, 1/3/21 (W)

**By Opponents**—Tennessee 14, at Green Bay 40, 12/27/20 (L)

**SCORED 20 POINTS IN A QUARTER**

**By Titans**—22 points in fourth quarter, vs. Detroit, 12/20/20 (W)

**By Opponents**—28 points in second quarter, vs. Cleveland, 12/6/20 (L)

**SCORED 30 POINTS IN A HALF**

**By Titans**—35 points in first half, at Indianapolis, 11/29/20 (W)

**By Opponents**—38 points in first half, vs. Cleveland, 12/6/20 (L)

**SCORED TOUCHDOWNS ON OFFENSE, DEFENSE AND SPECIAL TEAMS**

**By Titans**—One rushing, two interception returns, two punt returns, vs. Jacksonville, 12/30/12 (W)

**By Opponents**—Four passing, one interception return, two punt returns, at Oakland, 9/29/02 (L)

**SCORED A TOUCHDOWN ON FIRST OFFENSIVE POSSESSION**

**By Titans**—Derrick Henry 3-yard run, vs. Detroit, 12/20/20 (W)

**By Opponents**—Davante Adams 5-yard reception, at Green Bay, 12/27/20 (L)

## TEAM YARDAGE TOTALS

**500 TOTAL NET YARDS**

**By Titans**—vs. Houston (607 yards), 10/18/20 (W)

**By Opponents**—vs. Kansas City (530 yards), 11/10/19 (W)

**400 TOTAL NET YARDS**

**By Titans**—at Houston (492 yards), 1/3/21 (W)

**By Opponents**—at Houston (457 yards), 1/3/21 (W)

## TEAM DEFENSE

**HELD OPPONENT WITHOUT A TOUCHDOWN**

**By Titans**—Tennessee 17, at New York Giants 0, 12/16/18 (W)

**By Opponents**—at Denver 16, Tennessee 0, 10/13/19 (L)

**HELD OPPONENT TO 200 OR FEWER NET YARDS OF OFFENSE**

**By Titans**—at Miami (178 net yards), 10/8/17 (L)

**By Opponents**—vs. Baltimore (106 net yards), 10/14/18 (L)

**HELD OPPONENT TO 50 OR FEWER YARDS RUSHING**

**By Titans**—vs. L.A. Chargers (39 yards), 10/20/19 (W)

**By Opponents**—at Denver (39 yards), 10/13/19 (L)

**HELD OPPONENT TO 100 OR FEWER NET YARDS PASSING**

**By Titans**—at Miami (78 net yards), 10/8/17 (L)

**By Opponents**—vs. Baltimore (51 net yards), 10/14/18 (L)

**SEVEN OR MORE SACKS BY TEAM**

**By Titans**—at Arizona (8 sacks), 12/10/17 (L)

**By Opponents**—at Denver (7 sacks), 10/13/19 (L)

**SIX OR MORE SACKS BY TEAM**

**By Titans**—at Arizona (8 sacks), 12/10/17 (L)

**By Opponents**—at Indianapolis (6 sacks), 12/1/19 (W)

**FIVE OR MORE SACKS BY TEAM**

**By Titans**—at Atlanta (5 sacks), 9/29/19 (W)

**By Opponents**—vs. New Orleans (5 sacks), 12/22/19 (L)

**FORCED FIVE OR MORE OPPONENT TURNOVERS**

**By Titans**—vs. N.Y. Jets (4 interceptions, 1 fumble), 12/17/12 (W)

**By Opponents**—at Houston (4 interceptions, 1 fumble), 10/1/17 (L)

**FORCED FOUR OR MORE OPPONENT TURNOVERS**

**By Titans**—vs. Tampa Bay (2 interceptions, 2 fumbles), 10/27/19 (W)

**By Opponents**—at Pittsburgh (4 interceptions), 11/16/17 (L)

## SPECIAL TEAMS

**KICKOFF RETURNED FOR TOUCHDOWN**

**By Titans**—A.J. Brown (42 yards) at Indianapolis, 11/29/20 (W)

**By Opponents**—Jakeem Grant (102 yards) at Miami, 9/9/18 (L)

**OPENING KICKOFF RETURNED FOR TOUCHDOWN**

**By Titans**—Derrick Mason (101 yards) at Cincinnati, 11/18/01 (W)

**By Opponents**—Josh Huff (107 yards) at Philadelphia, 11/23/14 (L)

**PUNT RETURNED FOR TOUCHDOWN**

**By Titans**—Darius Reynaud (twice—69 yards and 81 yards) vs. Jacksonville, 12/30/12 (W)

**By Opponents**—Jakeem Grant (74 yards) at Miami, 10/9/16 (W)

**FIELD GOAL BLOCKED**

**By Titans**—DaQuan Jones at Jacksonville (Aldrick Rosas), 12/13/20 (W)

**By Opponents**—Justin Reid, vs. Houston (Stephen Gostkowski), 10/18/20 (W)

**FIELD GOAL BLOCKED, RETURNED FOR TD**

**By Titans**—Tye Smith (63 yards) at Indianapolis (Adam Vinatieri's FG blocked by Dane Cruikshank), 12/1/19 (W)

**By Opponents**—Rob Morris (68 yards) at Indianapolis (Gary Anderson's FG blocked by Montae Reagor), 12/5/04 (L)

**PUNT BLOCKED**

**By Titans**—Tim Shaw vs. Pittsburgh (Drew Butler), 10/11/12 (W)

**By Opponents**—E.J. Speed, vs. Indianapolis (Trevor Daniel), 11/12/20 (L)

**PUNT BLOCKED AND RETURNED FOR TD**

**By Titans**—Jason McCourty vs. Indianapolis (Pat McAfee's punt blocked by Patrick Bailey and recovered in end zone by McCourty), 10/30/11 (W)

**By Opponents**—T.J. Carrie (6 yards), vs. Indianapolis (Trevor Daniel's punt blocked by E.J. Speed), 11/12/20 (L)

**FIVE FIELD GOALS**

**By Titans**—Stephen Gostkowski (6) at Minnesota, 9/27/20 (W)

**By Opponents**—Jason Myers (5), vs. New York Jets, 12/2/18 (W)

**FOUR FIELD GOALS**

**By Titans**—Stephen Gostkowski (6) at Minnesota, 9/27/20 (W)

**By Opponents**—Ka'imi Fairbairn, at Houston, 1/3/21 (W)

**THREE FIELD GOALS**

**By Titans**—Stephen Gostkowski (3) at Baltimore, 11/22/20 (W)

**By Opponents**—Ka'imi Fairbairn (4), at Houston, 1/3/21 (W)

## REGULAR SEASON: THE LAST TIME THE TENNESSEE TITANS ...

**SUCCESSFUL ONSIDE KICK**

**By Titans**—Rob Bironas kicks and Daimion Stafford recovers, vs. Arizona, 12/15/13 (L)

**By Opponents**—Connor Barth kicks and Adrian Amos recovers, at Chicago, 11/27/16 (W)

**MISSED PAT**

**By Titans**—Stephen Gostkowski vs. Jacksonville, 9/20/20 (W)

**By Opponents**—Ka'imi Fairbairn, at Houston, 1/3/21 (W)

**TWO-POINT CONVERSIONS****TWO-POINT CONVERSION MADE**

**By Titans**—Derrick Henry (run) vs. Detroit, 12/20/20 (W)

**By Opponents**—J.K. Dobbins (pass from Lamar Jackson), at Baltimore, 11/22/20 (W)

**TWO-POINT CONVERSION FAILED**

**By Titans**—vs. Cleveland (run failed), 12/6/20 (L)

**By Opponents**—at Houston (pass failed), 1/3/21 (W)

**INDIVIDUAL OFFENSIVE PERFORMANCES****INDIVIDUAL WITH 200 SCRIMMAGE YARDS**

**By Titans**—Derrick Henry (250 yards) at Houston, 1/3/21 (W)

**By Opponents**—Todd Gurley (276 yards), vs. Los Angeles Rams, 12/24/17 (L)

**RUSHING TOUCHDOWN AND RECEIVING TOUCHDOWN**

**By Titans**—Derrick Henry (1 rushing, 1 receiving) at Carolina, 11/3/19 (L)

**By Opponents**—Nyheim Hines (1 rushing, 1 receiving), vs. Indianapolis, 11/12/20 (L)

**RUSHING TOUCHDOWN AND PASSING TOUCHDOWN**

**By Titans**—Ryan Tannehill (1 passing, 2 rushing) at Houston, 1/3/21 (W)

**By Opponents**—Deshaun Watson (2 passing, 1 rushing), at Houston, 11/26/18 (L)

**INDIVIDUAL RUSHING****200 YARDS RUSHING**

**By Titans**—Derrick Henry (250 yards) at Houston, 1/3/21 (W)

**By Opponents**—Le'Veon Bell (204 yards) vs. Pittsburgh, 11/17/14 (L)

**150 YARDS RUSHING**

**By Titans**—Derrick Henry (250 yards) at Houston, 1/3/21 (W)

**By Opponents**—Dalvin Cook (181 yards), at Minnesota, 9/27/20 (W)

**100 YARDS RUSHING**

**By Titans**—Derrick Henry (250 yards) at Houston, 1/3/21 (W)

**By Opponents**—AJ Dillon (124 yards), at Green Bay, 12/27/20 (L)

**CONSECUTIVE 100-YARD RUSHING GAMES**

**By Titans**—Derrick Henry at Jacksonville (215 yards), 12/13/20 (W); vs. Detroit (147), 12/20/20 (W)

**30 OR MORE CARRIES**

**By Titans**—Derrick Henry (34 att) at Houston, 1/3/21 (W)

**By Opponents**—Melvin Gordon (32 carries) at San Diego, 11/6/16 (L)

**RUSHING PLAY OF 80 OR MORE YARDS**

**By Titans**—Derrick Henry (94 yards) vs. Houston, 10/18/20 (W)

**By Opponents**—Lamar Miller (97 yards), at Houston, 11/26/18 (L)

**RUSHING PLAY OF 50 OR MORE YARDS**

**By Titans**—Derrick Henry (52 yards) at Houston, 1/3/21 (W)

**By Opponents**—Aaron Jones (59 yards), at Green Bay, 12/27/20 (L)

**THREE TOUCHDOWNS RUSHING**

**By Titans**—Derrick Henry (3) at Indianapolis, 11/29/20 (W)

**By Opponents**—Corey Dillon (4) at Cincinnati, 12/4/97 (L)

**TWO TOUCHDOWNS RUSHING**

**By Titans**—Ryan Tannehill (2) and Derrick Henry (2) at Houston, 1/3/21 (W)

**By Opponents**—AJ Dillon (2), at Green Bay, 12/27/20 (L)

**INDIVIDUAL PASSING****400 YARDS PASSING**

**By Titans**—Ryan Fitzpatrick (402 yards) vs. Arizona, 12/15/13 (L)

**By Opponents**—Patrick Mahomes (446 yards), vs. Kansas City, 11/10/19 (W)

**300 YARDS PASSING**

**By Titans**—Ryan Tannehill (389 yards) vs. Cleveland, 12/6/20 (L)

**By Opponents**—Deshaun Watson (365 yards), at Houston, 1/3/21 (W)

**CONSECUTIVE 300-YARD PASSING GAMES**

**By Titans**—Matt Hasselbeck vs. Baltimore (358 yards), 9/18/11 (W), vs. Denver (311 yards), 9/25/11 (W)

**FIVE TOUCHDOWN PASSES**

**By Titans**—Steve McNair vs. Jacksonville, 12/26/99 (W)

**By Opponents**—Blake Bortles vs. Jacksonville, 12/6/15 (W)

**FOUR TOUCHDOWN PASSES**

**By Titans**—Ryan Tannehill vs. Houston, 10/18/20 (W)

**By Opponents**—Aaron Rodgers, at Green Bay, 12/27/20 (L)

**50 OR MORE PASS ATTEMPTS**

**By Titans**—Zach Mettenberger (51 att) vs. Houston, 12/27/15 (L)

**By Opponents**—Nick Foles (52 att), vs. Chicago, 11/8/20 (W)

**40 OR MORE PASS ATTEMPTS**

**By Titans**—Ryan Tannehill (45 att) vs. Cleveland, 12/6/20 (L)

**By Opponents**—Philip Rivers (42 att), at Indianapolis, 11/29/20 (W)

**30 OR MORE COMPLETIONS**

**By Titans**—Ryan Tannehill (30 comp) vs. Houston, 10/18/20 (W)

**By Opponents**—Nick Foles (36 comp), vs. Chicago, 11/8/20 (W)

**NO SACKS ALLOWED**

**By Titans**—vs. Buffalo, 10/13/20 (W)

**By Opponents**—vs. Detroit, 12/20/20 (W)

**COMPLETION OF 80 OR MORE YARDS**

**By Titans**—Ryan Tannehill (91 yards) at Oakland, 12/8/19 (W)

**By Opponents**—Jared Goff (80 yards), vs. Los Angeles Rams, 12/24/17 (L)

**COMPLETION OF 50 OR MORE YARDS**

**By Titans**—Ryan Tannehill (52 yards) at Houston, 1/3/21 (W)

**By Opponents**—Baker Mayfield (75 yards), vs. Cleveland, 12/6/20 (L)

**INDIVIDUAL RECEIVING****200 YARDS RECEIVING**

**By Titans**—Kenny Britt (225 yards) vs. Philadelphia, 10/24/10 (W)

**By Opponents**—DeAndre Hopkins (238 yards) at Houston, 11/30/14 (L)

**150 YARDS RECEIVING**

**By Titans**—A.J. Brown (151 yards) at Houston, 1/3/21 (W)

**By Opponents**—Brandin Cooks (166 yards), at Houston, 1/3/21 (W)

**100 YARDS RECEIVING**

**By Titans**—A.J. Brown (151 yards) at Houston, 1/3/21 (W)

**By Opponents**—Brandin Cooks (166 yards), at Houston, 1/3/21 (W)

**CONSECUTIVE 100-YARD RECEIVING GAMES**

**By Titans**—A.J. Brown at Oakland (153 yards), 12/8/19 (W), vs. Houston (114 yards), 12/15/19 (L)

**10 OR MORE RECEPTIONS**

**By Titans**—A.J. Brown (10 rec.) at Houston, 1/3/21 (W)

**By Opponents**—Brandin Cooks (11 rec.), at Houston, 1/3/21 (W)

**RECEPTION OF 80 OR MORE YARDS**

**By Titans**—A.J. Brown (91 yards) at Oakland, 12/8/19 (W)

**By Opponents**—Todd Gurley (80 yards), vs. Los Angeles Rams, 12/24/17 (L)



## REGULAR SEASON: THE LAST TIME THE TENNESSEE TITANS ...

### RECEPTION OF 50 OR MORE YARDS

**By Titans**—A.J. Brown (52 yards) at Houston, 1/3/21 (W)  
**By Opponents**—Donovan Peoples-Jones (75 yards), vs. Cleveland, 12/6/20 (L)

### THREE TOUCHDOWN RECEPTIONS

**By Titans**—Kenny Britt vs. Philadelphia, 10/24/10 (W)  
**By Opponents**—Davante Adams, at Green Bay, 12/27/20 (L)

### TWO TOUCHDOWN RECEPTIONS

**By Titans**—A.J. Brown vs. Houston, 10/18/20 (W)  
**By Opponents**—Brandin Cooks, at Houston, 1/3/21 (W)

## COMBINED OFFENSIVE PERFORMANCES BY TEAMMATES

### 100-YARD RUSHER AND 100-YARD RECEIVER IN A GAME

**By Titans**—Derrick Henry (250 rush.) and A.J. Brown (151 rec.) at Houston, 1/3/21 (W)  
**By Opponents**—AJ Dillon (124 rush.) and Davante Adams (142 rec.), at Green Bay, 12/27/20 (L)  
**By One Player (Opponent)**—Todd Gurley (118 rush. and 158 receiving), vs. Los Angeles Rams, 12/24/17 (L)

### 100-YARD RUSHER, 100-YARD RECEIVER AND 300-YARD PASSER IN A GAME

**By Titans**—Derrick Henry (212 rush.), Anthony Firkser (113 rec.) and Ryan Tannehill (366 pass.) vs. Houston, 10/18/20 (W)

**By Opponents**—Todd Gurley (118 rush. and 158 rec.) and Jared Goff (301 pass.), vs. Los Angeles Rams, 12/24/17 (L)

### 300-YARD PASSER AND 100-YARD RECEIVER IN A GAME

**By Titans**— Ryan Tannehill (389 pass.) and Corey Davis (182 rec.) vs. Cleveland, 12/6/20 (L)  
**By Opponents**—Deshaun Watson (365 pass.), Brandin Cooks (166 rec.), at Houston, 1/3/21 (W)

### 100-YARD RUSHER AND 300-YARD PASSER IN A GAME

**By Titans**—Derrick Henry (212 rush.) and Ryan Tannehill (366 pass.) vs. Houston, 10/18/20 (W)  
**By Opponents**— Gardner Minshew II (339 pass.) and James Robinson (102 rush.), vs. Jacksonville, 9/20/20 (W)

### TWO 100-YARD RUSHERS IN A GAME

**By Titans**—Chris Johnson (125 yards) and LenDale White (106 yards) at Detroit, 11/27/08 (W)  
**By Opponents**—Arian Foster (115 yards) and Ben Tate (104 yards) vs. Houston, 10/23/11 (L)

### TWO 100-YARD RECEIVERS IN A GAME

**By Titans**—Justin Hunter (109 yards) and Kendall Wright (103 yards) at Oakland, 11/24/13 (W)  
**By Opponents**—Zach Ertz (112 rec.) and Alshon Jeffery (105 rec.), vs. Philadelphia, 9/30/18 (W)

## INDIVIDUAL DEFENSE

### INTERCEPTION RETURNED FOR TOUCHDOWN

**By Titans**—Malcolm Butler (38 yards) at Cleveland, 9/8/19 (W)  
**By Opponents**—Trumaine Johnson (31 yards), vs. New York Jets, 12/2/18 (W)

### FUMBLE RETURNED FOR TOUCHDOWN

**By Titans**—Desmond King II (63 yards) vs. Chicago, 11/8/20 (W)  
**By Opponents**—Yannick Ngakoue (67 yards) vs. Jacksonville, 12/31/17 (W)

### SAFETY SCORED

**By Titans**—Browns quarterback Baker Mayfield sacked in end zone by Cameron Wake, at Cleveland, 9/8/19 (W)  
**By Opponents**—Ryan Tannehill sacked in end zone by Romeo Okwara vs. Detroit, 12/20/20 (W)

### THREE INTERCEPTIONS

**By Titans**—Kevin Byard (3) at Cleveland, 10/22/17 (W)  
**By Opponents**—Glover Quin (3) at Houston, 11/28/10 (L)

### TWO INTERCEPTIONS

**By Titans**—Malcolm Butler (2) vs. Buffalo, 10/13/20 (W)  
**By Opponents**—Reshad Jones at Miami, 9/9/18 (L)

### THREE SACKS

**By Titans**—Jason Jones (3.5) vs. Pittsburgh, 12/21/08 (W)  
**By Opponents**—Jordan Phillips, vs. Buffalo, 10/6/19 (L)

## POSTSEASON: THE LAST TIME THE TENNESSEE TITANS ...

### GAMES WON (PLAYOFFS)

#### WON BY SCORING IN THE LAST TWO MINUTES OF REGULATION

**By Titans**—Gary Anderson 46-yard field goal with 0:29 remaining, at Baltimore, 1/3/04 (W)  
**By Opponents**—Matt Stover 43-yard field goal with 0:53 remaining, vs. Baltimore, 1/10/09 (L)

#### WON OVERTIME GAME

**By Titans**—Tennessee 34, vs. Pittsburgh 31, 1/11/03 (W)  
**By Opponents**—at Buffalo 41, Houston 38, 1/3/93 (L)

#### WON BY 20 OR MORE POINTS

**By Titans/Oilers**—Never Happened  
**By Opponents**—at New England 35, Tennessee 14, 1/13/18 (L)

#### WON BY SHUTOUT

**By Titans/Oilers**—Never Happened  
**By Opponents**—Never Happened

### TEAM SCORING (PLAYOFFS)

#### SCORED 50 POINTS

**By Titans/Oilers**—Never Happened  
**By Opponents**—at Oakland 56, Houston 7, 12/21/69 (L)

#### SCORED 40 POINTS

**By Titans/Oilers**—Never Happened  
**By Opponents**—at Oakland 41, Tennessee 24, 1/19/03 (L)

#### SCORED 20 POINTS IN A QUARTER

**By Titans**—Never in Titans era (since 1999)  
**By Oilers**—21 points in second quarter, at Buffalo, 1/3/93 (L)  
**By Opponents**—21 points in second quarter, at New England, 1/13/18 (L)

#### SCORED 30 POINTS IN A HALF

**By Titans/Oilers**—Never Happened  
**By Opponents**—35 points in second half, at Buffalo, 1/3/93 (L)

### SCORED TOUCHDOWNS ON OFFENSE, DEFENSE AND SPECIAL TEAMS

**By Titans/Oilers**—Never Happened  
**By Opponents**—Never Happened

### SCORED A TOUCHDOWN ON FIRST OFFENSIVE POSSESSION

**By Titans**—Anthony Firkser 12-yard pass from Ryan Tannehill, at New England, 1/4/20 (W)  
**By Opponents**—Bethel Johnson 41-yard pass from Tom Brady, at New England, 1/10/04 (L)

## TEAM YARDAGE TOTALS (PLAYOFFS)

### 500 TOTAL NET YARDS

**By Titans/Oilers**—Never Happened  
**By Opponents**—at Baltimore (530 yards), 1/11/20 (W)

### 400 TOTAL NET YARDS

**By Titans**—vs. Pittsburgh (430 yards), 1/11/03 (W)  
**By Opponents**—vs Baltimore (401 yards), 1/10/21 (L)

## POSTSEASON: THE LAST TIME THE TENNESSEE TITANS ...

### TEAM DEFENSE (PLAYOFFS)

#### HELD OPPONENT WITHOUT A TOUCHDOWN

**By Titans**—Never in Titans era (since 1999)

**By Oilers**—Houston 10, at San Diego 3, 12/24/61 (W)

**By Opponents**—at San Diego 17, Tennessee 6, 1/6/08 (L)

#### HELD OPPONENT TO 200 OR FEWER NET YARDS OF OFFENSE

**By Titans**—vs. Baltimore (134 net yards), 1/7/01 (L)

**By Opponents**—vs. Buffalo (194 net yards), 1/8/00 (W)

#### HELD OPPONENT TO 50 OR FEWER YARDS RUSHING

**By Titans**—vs. Baltimore (50 yards), 1/10/09 (L)

**By Opponents**—vs. Kansas City (39 yards), 1/16/94 (L)

#### HELD OPPONENT TO 100 OR FEWER NET YARDS PASSING

**By Titans**—vs. Buffalo (97 net yards), 1/8/00 (W)

**By Opponents**—at Baltimore (83 net yards), 1/11/20 (W)

#### SEVEN OR MORE SACKS BY TEAM

**By Titans/Oilers**—Never Happened

**By Opponents**—at New England (8 sacks), 1/13/18 (L)

### SPECIAL TEAMS (PLAYOFFS)

#### KICKOFF RETURNED FOR TOUCHDOWN

**By Titans**—Derrick Mason (80 yards) at Jacksonville, 1/23/00 (W)

**By Opponents**—Never Happened

#### RETURNED OPENING KICKOFF FOR TOUCHDOWN

**By Titans/Oilers**—Never Happened

**By Opponents**—Never Happened

#### PUNT RETURNED FOR TOUCHDOWN

**By Titans/Oilers**—Never Happened

**By Opponents**—Never Happened

#### FIELD GOAL BLOCKED

**By Titans/Oilers**—Never Happened

**By Opponents**—Richard Seymour at New England (Gary Anderson), 1/10/04 (L)

#### FIELD GOAL BLOCKED, RETURNED FOR TD

**By Titans/Oilers**—Never Happened

**By Opponents**—Anthony Mitchell (90 yards) vs. Baltimore (Al Del Greco's FG blocked by Keith Washington), 1/7/01 (L)

#### PUNT BLOCKED

**By Titans**—Chris Coleman vs. Baltimore (Kyle Richardson, twice), 1/7/01 (L)

**By Opponents**—Jerry Olsavsky vs. Pittsburgh (Greg Montgomerly), 12/31/89 (L)

#### PUNT BLOCKED AND RETURNED FOR TD

**By Titans/Oilers**—Never Happened

**By Opponents**—Never Happened

#### FIVE FIELD GOALS

**By Titans/Oilers**—Never Happened

**By Opponents**—Never Happened

#### FOUR FIELD GOALS

**By Titans**—Al Del Greco at Indianapolis, 1/16/00 (W)

**By Opponents**—Gary Anderson (OT) vs. Pittsburgh, 12/31/89 (L)

#### THREE FIELD GOALS

**By Titans**—Al Del Greco (4) at Indianapolis, 1/16/00 (W)

**By Opponents**—Jeff Reed vs. Pittsburgh, 1/11/03 (W)

#### MISSED PAT (KICK)

**By Titans/Oilers**—Never Happened

**By Opponents**—David Treadwell (Wide Left) at Denver, 1/4/92 (L)

### TWO-POINT CONVERSIONS (PLAYOFFS)

#### TWO-POINT CONVERSION MADE

**By Titans/Oilers**—Never Happened

**By Opponents**—Plaxico Burress (pass from Hines Ward) vs. Pittsburgh, 1/11/03 (W)

#### TWO-POINT CONVERSION FAILED

**By Titans**—at New England (run failed), 1/4/20 (W)

**By Opponents**—at Baltimore (pass failed), 1/11/20 (W)

### INDIVIDUAL OFFENSIVE PERFORMANCES (PLAYOFFS)

#### INDIVIDUAL WITH 200 SCRIMMAGE YARDS

**By Titans**—Derrick Henry (202 yards) at Baltimore, 1/11/20 (W)

**By Opponents**—Never Happened

#### RUSHING TOUCHDOWN AND RECEIVING TOUCHDOWN

**By Titans**—Never in Titans era (since 1999)

**By Oilers**—Allen Pinkett at Cleveland, 12/24/88 (W)

**By Opponents**—James White at New England, 1/13/18 (L)

#### RUSHING TOUCHDOWN AND PASSING TOUCHDOWN

**By Titans**—Ryan Tannehill at Baltimore, 1/11/20 (W)

**By Opponents**—Patrick Mahomes at Kansas City, 1/19/20 (L)

### INDIVIDUAL RUSHING (PLAYOFFS)

#### 200 YARDS RUSHING

**By Titans/Oilers**—Never Happened

**By Opponents**—Never Happened

#### 150 YARDS RUSHING

**By Titans**—Derrick Henry (195 yards) at Baltimore, 1/11/20 (W)

**By Opponents**—Paul Lowe (165 yards) vs. Los Angeles Chargers, 1/1/61 (W)

#### 100 YARDS RUSHING

**By Titans**—Derrick Henry (195 yards) at Baltimore, 1/11/20 (W)

**By Opponents**—Lamar Jackson (136 yards), vs. Baltimore, 1/10/21 (L)

#### CONSECUTIVE 100-YARD RUSHING GAMES

**By Titans**—Derrick Henry at New England (182 yards), 1/4/20 (W), at Baltimore (195 yards), 1/11/20 (W)

#### 30 OR MORE CARRIES

**By Titans**—Derrick Henry (30) at Baltimore, 1/11/20 (W)

**By Opponents**—Never Happened

#### RUSHING PLAY OF 80 OR MORE YARDS

**By Titans/Oilers**—Never Happened

**By Opponents**—Never Happened

#### RUSHING PLAY OF 50 OR MORE YARDS

**By Titans**—Derrick Henry (66 yards) at Baltimore, 1/11/20 (W)

**By Opponents**—Never Happened

#### THREE TOUCHDOWNS RUSHING

**By Titans/Oilers**—Never Happened

**By Opponents**—Never Happened

#### TWO TOUCHDOWNS RUSHING

**By Titans**—Steve McNair at Oakland, 1/19/03 (L)

**By Opponents**—Antowain Smith vs. Buffalo, 1/8/00 (W)

### INDIVIDUAL PASSING (PLAYOFFS)

#### 400 YARDS PASSING

**By Titans/Oilers**—Never Happened

**By Opponents**—Kurt Warner (414 yards) vs. St. Louis, 1/30/00 (L)

#### 300 YARDS PASSING

**By Titans**—Steve McNair (338 yards) vs. Pittsburgh, 1/11/03 (W)

**By Opponents**—Lamar Jackson (365 yards), at Baltimore, 1/11/20 (W)

#### CONSECUTIVE 300-YARD PASSING GAMES

**Playoffs:**

**By Titans/Oilers**—Never Happened



## POSTSEASON: THE LAST TIME THE TENNESSEE TITANS ...

### FIVE TOUCHDOWN PASSES

**By Titans/Oilers**—Never Happened

**By Opponents**—Daryle Lamonica (6) at Oakland, 12/21/69 (L)

### FOUR TOUCHDOWN PASSES

**By Titans**—Never in Titans era (since 1999)

**By Oilers**—Warren Moon at Buffalo, 1/3/93 (L)

**By Opponents**—Frank Reich at Buffalo, 1/3/93 (L)

### 50 OR MORE PASS ATTEMPTS

**By Titans**—Never in Titans era (since 1999)

**By Oilers**—Warren Moon (50 att) at Buffalo, 1/3/93 (L)

**By Opponents**—Lamar Jackson (59 att), at Baltimore, 1/11/20 (W)

### 40 OR MORE PASS ATTEMPTS

**By Titans**—Kerry Collins (42 att) vs. Baltimore, 1/10/09 (L)

**By Opponents**—Lamar Jackson (59 att), at Baltimore, 1/11/20 (W)

### 30 OR MORE COMPLETIONS

**By Titans**—Never in Titans era (since 1999)

**By Oilers**—Warren Moon (32 comp) vs. Kansas City, 1/16/94 (L)

**By Opponents**—Lamar Jackson (31 comp), at Baltimore, 1/11/20 (W)

### NO SACKS ALLOWED

**By Titans**—at Baltimore, 1/3/04 (W)

**By Opponents**—at New England, 1/4/20 (W)

### COMPLETION OF 80 OR MORE YARDS

**By Titans/Oilers**—Never Happened

**By Opponents**—Never Happened

### COMPLETION OF 50 OR MORE YARDS

**By Titans**—Never in Titans era (since 1999)

**By Oilers**—Dan Pastorini (71 yards) at New England, 12/31/78 (L)

**By Opponents**—Patrick Mahomes (60 yards), at Kansas City, 1/19/20 (L)

## INDIVIDUAL RECEIVING (PLAYOFFS)

### 200 YARDS RECEIVING

**By Titans/Oilers**—Never Happened

**By Opponents**—Never Happened

### 150 YARDS RECEIVING

**By Titans/Oilers**—Never Happened

**By Opponents**—Isaac Bruce (162 yards) vs. St. Louis, 1/30/00 (L)

### 100 YARDS RECEIVING

**By Titans**—Justin Gage (135 yards) vs. Baltimore, 1/10/09 (L)

**By Opponents**—Marquise Brown (109 yards), vs. Baltimore, 1/10/21 (L)

### CONSECUTIVE 100-YARD RECEIVING GAMES

**By Titans**—Never in Titans era (since 1999)

**By Oilers**—Ernest Givins at Denver (111 yards), 1/4/92 (L), at Buffalo (117 yards), 1/3/93 (L)

### 10 OR MORE RECEPTIONS

**By Titans**—Justin Gage (11 rec.) vs. Baltimore, 1/10/09 (L)

**By Opponents**—Danny Amendola (11 rec.) at New England, 1/13/18 (L)

### RECEPTION OF 80 OR MORE YARDS

**By Titans/Oilers**—Never Happened

**By Opponents**—Never Happened

### RECEPTION OF 50 OR MORE YARDS

**By Titans**—Never in Titans era (since 1999)

**By Oilers**—Ken Burrough (71 yards) at New England, 12/31/78 (L)

**By Opponents**—Sammy Watkins (60 yards), at Kansas City, 1/19/20 (L)

### THREE TOUCHDOWN RECEPTIONS

**By Titans/Oilers**—Never Happened

**By Opponents**—Andre Reed at Buffalo, 1/3/93 (L)

### TWO TOUCHDOWN RECEPTIONS

**By Titans/Oilers**—Corey Davis at New England, 1/13/18 (L)

**By Opponents**—Tyreek Hill, at Kansas City, 1/19/20 (L)

## COMBINED OFFENSIVE PERFORMANCES BY TEAMMATES (PLAYOFFS)

### 100-YARD RUSHER AND 100-YARD RECEIVER IN A GAME

**By Titans/Oilers**—Never Happened

**By Opponents**—Lamar Jackson (136 rush.) and Marquise Brown (109 rec.), vs. Baltimore, 1/10/21 (L)

### 100-YARD RUSHER, 100-YARD RECEIVER AND 300-YARD PASSER IN A GAME

**By Titans/Oilers**—Never Happened

**By Opponents**—Lamar Jackson (143 rush.), Lamar Jackson (365 pass.) and Marquis Brown (126 rec.), at Baltimore, 1/11/20 (W)

### 300-YARD PASSER AND 100-YARD RECEIVER IN A GAME

**By Titans**—Steve McNair (338 pass.) and Frank Wycheck (123 rec.) vs. Pittsburgh, 1/11/03 (W)

**By Opponents**—Lamar Jackson (365 pass.) and Marquis Brown (126 rec.), at Baltimore, 1/11/20 (W)

### 100-YARD RUSHER AND 300-YARD PASSER IN A GAME

**By Titans/Oilers**—Never Happened

**By Opponents**—Lamar Jackson (143 rush. and 365 pass.), at Baltimore, 1/11/20 (W)

### TWO 100-YARD RUSHERS IN A GAME

**By Titans/Oilers**—Never Happened

**By Opponents**—Hewritt Dixon (144 yards) and Pete Banaszak (116 yards) at Oakland, 12/31/67 (L)

### TWO 100-YARD RECEIVERS IN A GAME

**By Titans**—Never in Titans era (since 1999)

**By Oilers**—Mike Barber (112 yards) and Ken Burrough (103 yards) at Miami, 12/24/78 (W)

**By Opponents**—Chris Chambers (121 yards) and Vincent Jackson (114 yards) at San Diego, 1/6/08 (L)

## INDIVIDUAL DEFENSE (PLAYOFFS)

### INTERCEPTION RETURNED FOR TOUCHDOWN

**By Titans**—Logan Ryan (9 yards) at New England, 1/4/20 (W)

**By Opponents**—Will Demps (56 yards), at Baltimore, 1/3/04 (W)

### FUMBLE RETURNED FOR TOUCHDOWN

**By Titans/Oilers**—Never Happened

**By Opponents**—Never Happened

### SAFETY SCORED

**By Titans**—Josh Evans and Jason Fisk (sacked Mark Brunell), at Jacksonville, 1/23/00 (W)

**By Opponents**—Dan Pastorini ran out of the End Zone, at Miami, 12/24/78 (W)

### THREE INTERCEPTIONS

**By Titans**—Never in Titans era (since 1999)

**By Oilers**—Vernon Perry (4\*) at San Diego, 12/29/79 (W)

**By Opponents**—Never Happened

### TWO INTERCEPTIONS

**By Titans**—Never in Titans era (since 1999)

**By Oilers**—Bubba McDowell vs. N.Y. Jets, 12/29/91 (W)

**By Opponents**—Johnny Robinson vs. Dallas Texans, 12/23/62 (L)

### THREE SACKS

**By Titans**—Never in Titans era (since 1999)

**By Oilers**—Andy Dorris vs. Denver, 12/23/79 (W)

**By Opponents**—Willie McGinest at New England, 1/10/04 (L)

## LAST TIME IN A SEASON THE TITANS ...

### TEAM OFFENSE

- Ranked 1st in Overall Offense — 1990
- Ranked 1st in Rushing Offense — 1967 (AFL)
- Ranked 1st in Passing Offense — 1992

### TEAM DEFENSE

- Ranked 1st in Overall Defense — 2000
- Ranked 1st in Rushing Defense — 2003
- Ranked 1st in Passing Defense — 2000

### GAMES WON (REGULAR SEASON)

- 10 Wins — 2020 (11-5)
- 11 Wins — 2020 (11-5)
- 12 Wins — 2008 (13-3)
- 13 Wins — 2008 (13-3)

### ADVANCED IN PLAYOFFS

- Wild Card Round — 2020
- Divisional Round — 2019
- Conference Championship — 2019
- Super Bowl — 1999

### RUSHING

- 1,000 Yards — Derrick Henry (2,027), 2020
- 1,500 Yards — Derrick Henry (2,027), 2020
- 2,000 Yards — Derrick Henry (2,027), 2020
- 300 Attempts — Derrick Henry (378), 2020
- 400 Attempts — Eddie George (403), 2000
- 10 Touchdowns — Derrick Henry (17), 2020
- 15 Touchdowns — Derrick Henry (17), 2020

### PASSING

- 3,000 Yards — Ryan Tannehill (3,819), 2020
- 3,500 Yards — Ryan Tannehill (3,819), 2020
- 4,000 Yards — Warren Moon (4,690), 1991
- 400 Attempts — Ryan Tannehill (481), 2020
- 500 Attempts — Matt Hasselbeck (518), 2011
- 600 Attempts — Warren Moon (655), 1991
- 20 Touchdowns — Ryan Tannehill (33), 2020
- 30 Touchdowns — Ryan Tannehill (33), 2020
- 90.0 Passer Rating — Ryan Tannehill (106.5), 2020
- 100.0 Passer Rating — Ryan Tannehill (106.5), 2020

### RECEIVING

- 80 Receptions — Delanie Walker (94), 2015
- 90 Receptions — Delanie Walker (94), 2015
- 100 Receptions — Haywood Jeffires (100), 1991
- 1,000 Yards — A.J. Brown (1,075), 2020
- 1,500 Yards — Charlie Hennigan (1,546), 1964
- 10 Touchdowns — A.J. Brown (11), 2020
- 15 Touchdowns — Bill Groman (17), 1961

### SCORING

- 100 Points — Derrick Henry (104), Stephen Gostkowski (100), 2020
- 110 Points — Ryan Succop (136), 2017
- 120 Points — Ryan Succop (136), 2017
- 130 Points — Ryan Succop (136), 2017
- 30 Field Goals — Ryan Succop (35), 2017
- 35 Field Goals — Ryan Succop (35), 2017
- 10 Touchdowns — Derrick Henry (17), 2020
- 15 Touchdowns — Derrick Henry (17), 2020

### DEFENSE

- 7 Interceptions — Kevin Byard (8), 2017
- 8 Interceptions — Kevin Byard (8), 2017
- 9 Interceptions — Mike Reinfeldt (12), 1979
- 10 Interceptions — Mike Reinfeldt (12), 1979
- 10 Sacks — Brian Orakpo (10.5), 2016
- 12 Sacks — Jason Babin (12.5), 2010
- 14 Sacks — Jevon Kearse (14.5), 1999
- 150 Tackles — Wesley Woodyard (172), 2017
- 175 Tackles — Keith Bulluck (180), 2002
- 200 Tackles — Gregg Bingham (212), 1980

## TITANS RECORDS AT A GLANCE

### Team record holders in major statistical categories

### SCORING

- Points (Game) — 30 by Billy Cannon (5 TDs) at N.Y. Titans, 12/10/61
- Points (Season) — 136 by Al Del Greco, 1998; by Ryan Succop, 2017
- Points (Career) — 1,060 by Al Del Greco, 1991-00
- Touchdowns (Game) — 5 by Billy Cannon at N.Y. Titans, 12/10/61
- Touchdowns (Season) — 19 by Earl Campbell, 1979
- Touchdowns (Career) — 74 by Eddie George, 1996-03
- Field Goals (Game) — 8 by Rob Bironas at Hou., 10/21/07
- Field Goals (Season) — 36 by Al Del Greco, 1998
- Field Goals (Career) — 246 by Al Del Greco, 1991-00

### RUSHING

- Rushing Yards (Game) — 250 by Derrick Henry at Hou., 1/3/21
- Rushing Yards (Season) — 2,027 by Derrick Henry, 2020
- Rushing Yards (Career) — 10,009 by Eddie George, 1996-03
- Rushing Touchdowns (Game) — 4 by Earl Campbell vs. Mia., 11/20/78; Lorenzo White vs. Cle., 12/9/90; Derrick Henry vs. Jax, 12/6/18
- Rushing Touchdowns (Season) — 19 by Earl Campbell, 1979
- Rushing Touchdowns (Career) — 73 by Earl Campbell, 1978-84

### PASSING

- Passing Yards (Game) — 527 by Warren Moon at K.C., 12/16/90
- Passing Yards (Season) — 4,690 by Warren Moon, 1991
- Passing Yards (Career) — 33,685 by Warren Moon, 1984-93
- Passing Touchdowns (Game) — 7 by George Blanda vs. N.Y. Titans, 11/19/61
- Passing Touchdowns (Season) — 36 by George Blanda, 1961
- Passing Touchdowns (Career) — 196 by Warren Moon, 1984-93
- Passer Rating (Game) — 158.3 by Chris Chandler at Cin., 9/24/95
- Passer Rating (Season) — 117.5 by Ryan Tannehill, 2019
- Passer Rating (Career) — 90.5 by Marcus Mariota, 2015-19

### RECEIVING

- Receptions (Game) — 13 (three times, last by Drew Bennett at Oak., 12/19/04)
- Receptions (Season) — 101 by Charlie Hennigan, 1964
- Receptions (Career) — 542 by Ernest Givins, 1986-94
- Receiving Yards (Game) — 272 by Charlie Hennigan at Bos., 10/13/61
- Receiving Yards (Season) — 1,746 by Charlie Hennigan, 1961
- Receiving Yards (Career) — 7,935 by Ernest Givins, 1986-94
- Receiving Touchdowns (Game) — 3 (17 times, last by Kenny Britt vs. Phi., 10/24/10)
- Receiving Touchdowns (Season) — 17 by Bill Groman, 1961
- Receiving Touchdowns (Career) — 51 by Charlie Hennigan, 1960-66

### PUNTING

- Punts (Game) — 11 (twice by Rich Camarillo, last at Pit., 12/3/95)
- Punts (Season) — 96 by Rich Camarillo, 1994
- Punts (Career) — 876 by Brett Kern, 2009-20

### PUNT RETURNS

- Punt Return Yards (Game) — 160 by Darius Reynaud vs. Jax., 12/30/12
- Punt Return Average (Season) — 15.4 by Billy Johnson, 1977
- Punt Return Average (Career) — 13.2 by Billy Johnson, 1974-80

### KICKOFF RETURNS

- Kickoff Return Yards (Game) — 240 by Bobby Jancik at Oak., 12/22/63
- Kickoff Return Average (Season) — 31.7 by Darius Jennings, 2018
- Kickoff Return Average (Career) — 26.5 by Bobby Jancik, 1962-67

### INTERCEPTIONS

- Interceptions (Game) — 3 (nine times, last by Kevin Byard at Cle., 10/22/17)
- Interceptions (Season) — 12 by Freddy Glick, 1963; by Mike Reinfeldt, 1979
- Interceptions (Career) — 45 by Jim Norton, 1960-68

### SACKS

- Sacks (Game) — 4 (five times, last by William Fuller vs. Pit., 11/28/93)
- Sacks (Season) — 17 by Elvin Bethea, 1973
- Sacks (Career) — 105 by Elvin Bethea, 1968-83



## TENNESSEE TITANS 2021 TRANSACTIONS

January 2	Activated <b>P BRETT KERN</b> from reserve/COVID-19; activated <b>K SAM SLOMAN</b> from the practice squad to the active roster standard elevation; activated <b>OLB BROOKS REED</b> from the practice squad to the active roster COVID-19 replacement		
January 3	Placed <b>DT TEAIR TART</b> on reserve/COVID-19	May 17	Dez <b>DEZ FITZPATRICK</b> , sixth-round choice <b>WR RACEY McMATH</b> and sixth-round choice <b>S BRADY BREEZE</b>
January 6	Released <b>WR RASHARD DAVIS</b> from the practice squad; signed <b>WR MARCUS JOHNSON</b> to the practice squad; restored <b>OLB TUZAR SKIPPER</b> to the practice from practice squad injured	May 26	Waived <b>WR RASHARD DAVIS</b> ; waived non-football injury <b>LB DAVIN BELLAMY</b> ; signed free agent <b>WR KALIJA LIPSCOMB</b>
January 7	Activated <b>K STEPHEN GOSTKOWSKI</b> from reserve/COVID-19; placed <b>G/C AARON BREWER</b> on reserve/COVID-19	June 3	Signed free agent <b>T CHRISTIAN DILAURO</b>
January 11	Signed <b>T PAUL ADAMS</b> , <b>WR RASHARD DAVIS</b> , <b>TE PARKER HESSE</b> , <b>WR CODY HOLLISTER</b> , <b>TE TOMMY HUDSON</b> , <b>LB JAN JOHNSON</b> , <b>T BRANDON KEMP</b> , <b>QB DeSHONE KIZER</b> , <b>K TUCKER McCANN</b> , <b>C DANIEL MUNYER</b> , <b>OLB NATE ORCHARD</b> , <b>LS MATT ORZECZ</b> , <b>WR CHESTER ROGERS</b> and <b>OLB TUZAR SKIPPER</b> to future contracts	June 4	Waived <b>DT DAYLON MACK</b> ; waived <b>DT JULLIAN TAYLOR</b> with injury waiver; signed free agents <b>DT TREVON COLEY</b> and <b>DT ABRY JONES</b>
January 13	Signed <b>TE JARED PINKNEY</b> to a future contract	June 8	Waived injured <b>T ANTHONY McKINNEY</b> ; placed <b>CB KEVIN JOHNSON</b> on reserve/retired; signed free agent <b>G ADAM COON</b>
January 14	Signed <b>LB DAVIN BELLAMY</b> and <b>DT DAYLON MACK</b> to future contracts	June 8	Waived <b>T ANTHONY McKINNEY</b> from reserve/injured with an injury settlement
January 15	Offensive coordinator <b>ARTHUR SMITH</b> is named head coach of the Atlanta Falcons	June 9	Traded a second-round pick in the 2022 NFL Draft and a conditional fourth-round pick in the 2023 NFL Draft to the Atlanta Falcons for <b>WR JULIO JONES</b> and a sixth-round draft pick in the 2023 NFL Draft
January 18	Activated <b>G/C AARON BREWER</b> and <b>DT TEAIR TART</b> from reserve/COVID-19	June 10	Signed fourth-round choice <b>OLB RASHAD WEAVER</b>
January 21	Signed <b>WR MASON KINSEY</b> to a future contract	June 17	Waived <b>OLB JUSTUS REED</b> ; signed free agent <b>CB KEVIN PETERSON</b>
January 29	Elevated <b>SHANE BOWEN</b> to defensive coordinator, <b>TODD DOWNING</b> to offensive coordinator, <b>RYAN CROW</b> to outside linebackers coach, <b>MATT EDWARDS</b> to assistant special teams coach, <b>ZAK KUHR</b> to inside linebackers assistant and <b>LUKE STECKEL</b> to tight ends coach; hired <b>KENECHI UDEZE</b> as defensive line assistant	July 23	Signed third-round choice <b>CB ELIJAH MOLDEN</b>
February 1	Signed <b>DB MAURICE SMITH</b> to a future contract	July 24	Signed third-round choice <b>LB MONTY RICE</b> ; placed <b>DT ABRY JONES</b> on reserve/retired; placed <b>G/C AARON BREWER</b> and <b>CB CALEB FARLEY</b> on non-football injury; placed <b>OLB BUD DUPREE</b> , <b>RB JEREMY McNICHOLS</b> and <b>T TY SAMBRAILO</b> on physically unable to perform
February 11	Hired <b>ERIK FRAZIER</b> as offensive skill assistant and <b>JASON HOUGHTALING</b> as offensive line assistant	July 25	Waived <b>OLB TUZAR SKIPPER</b> ; signed free agent <b>OLB JOHN SIMON</b>
February 25	Terminated vested veterans <b>WR ADAM HUMPHRIES</b> and <b>CB CHRIS MILTON</b> ; waived <b>CB BREON BORDERS</b> ; signed free agent <b>DT JULLIAN TAYLOR</b>	July 26	Waived <b>DT BRUCE HECTOR</b> ; signed free agents <b>DT KYLE PEKO</b> and <b>DT ANTHONY RUSH</b>
March 1	Signed free agent <b>CB BREON BORDERS</b>	July 28	Placed <b>CB CHRIS JONES</b> on reserve/COVID-19; signed free agent <b>CB BRIAN BODDY-CALHOUN</b>
March 9	Signed free agent <b>WR MARCUS JOHNSON</b>	July 29	Placed <b>OLB BUD DUPREE</b> on reserve/COVID-19
March 10	Terminated vested veterans <b>CB MALCOLM BUTLER</b> and <b>S KENNY VACCARO</b>	July 30	Waived injured <b>OL ELIJAH NKANSAH</b> ; signed free agents <b>C PATRICK MORRIS</b> and <b>C SPENCER PULLEY</b>
March 16	Terminated vested veterans <b>CB ADOREE' JACKSON</b> and <b>T DENNIS KELLY</b>	July 31	Activated <b>OLB BUD DUPREE</b> from reserve/COVID-19; placed <b>T BRANDON KEMP</b> on injured reserve; waived <b>CB QUENTON MEEKS</b> ; signed free agent <b>TE LUKE STOCKER</b>
March 17	Traded <b>T ISAAH WILSON</b> and a 2022 seventh-round selection to the Miami Dolphins for their 2021 seventh-round selection; signed free agent <b>TE ANTHONY FIRKSER</b>	August 1	Waived <b>K BLAKE HAUBEIL</b> ; claimed <b>K SAM FICKEN</b> off waivers from the N.Y. Jets; placed <b>TE BRILEY MOORE</b> on injured reserve
March 19	Signed unrestricted free agents <b>DL DENICO AUTRY</b> , <b>LS MORGAN COX</b> , <b>OLB BUD DUPREE</b> and <b>T KENDALL LAMM</b> ; signed free agent <b>CB JANORIS JENKINS</b>	August 2	Moved <b>RB JEREMY McNICHOLS</b> and <b>T TY SAMBRAILO</b> from physically unable to perform to the active roster; moved <b>CB CALEB FARLEY</b> from non-football injury to the active roster
March 22	Signed unrestricted free agents <b>CB KEVIN JOHNSON</b> and <b>T TY SAMBRAILO</b>	August 3	Waived <b>OL ELIJAH NKANSAH</b> from reserve/injured with an injury settlement
March 23	Signed unrestricted free agents <b>LB JAYON BROWN</b> , <b>WR JOSH REYNOLDS</b> and <b>TE GEOFF SWAIM</b> ; signed free agent <b>OLB OLA ADENIYI</b>	August 5	Terminated vested veteran <b>QB DeSHONE KIZER</b> ; placed <b>CB GREG MABIN</b> and <b>C SPENCER PULLEY</b> on injured reserve; signed free agents <b>QB MATT BARKLEY</b> , <b>TE DONNIE ERNSBERGER</b> , <b>T BRENT QVALE</b> and <b>G ROSS REYNOLDS</b>
March 30	Signed unrestricted free agent <b>S MATTHIAS FARLEY</b>	August 6	Moved <b>OLB BUD DUPREE</b> from physically unable to perform to the active roster; waived <b>C PATRICK MORRIS</b> ; activated <b>CB CHRIS JONES</b> from reserve/COVID-19
April 7	Hired <b>JIM SCHWARTZ</b> as senior defensive assistant	August 7	Placed <b>WR CODY HOLLISTER</b> on injured reserve; signed free agent <b>G JORDAN ROOS</b>
April 23	Signed free agents <b>LB B.J. BELLO</b> , <b>DT WOODROW HAMILTON</b> , <b>DT BRUCE HECTOR</b> and <b>CB CHRIS JONES</b>	August 10	Waived injured <b>TE DONNIE ERNSBERGER</b> ; terminated vested veterans <b>CB GREG MABIN</b> and <b>C SPENCER PULLEY</b> from reserve/injured with injury settlements
April 29	Claimed <b>OL ELIJAH NKANSAH</b> off waivers from the Indianapolis Colts; drafted <b>CB CALEB FARLEY</b> (first round, 22nd overall)	August 11	Signed free agent <b>TE GABE HOLMES</b>
April 30	Drafted <b>OL DILLON RADUNZ</b> (second round, 53rd overall), <b>LB MONTY RICE</b> (third round, 92nd overall) and <b>CB ELIJAH MOLDEN</b> (third round, 100th overall)	August 12	Waived injured <b>G ADAM COON</b> ; waived <b>WR KALIJA LIPSCOMB</b> ; signed free agents <b>S REGGIE FLOYD</b> and <b>S TEDRIC THOMPSON</b>
May 1	Drafted <b>WR DEZ FITZPATRICK</b> (fourth round, 109th overall), <b>OLB RASHAD WEAVER</b> (fourth round, 135th overall), <b>WR RACEY McMATH</b> (sixth round, 205th overall), <b>S BRADY BREEZE</b> (sixth round, 215th overall)	August 14	Waived <b>TE DONNIE ERNSBERGER</b> from reserve/injured with an injury settlement
May 4	Signed free agent <b>WR FRED BROWN</b>	August 15	Terminated vested veteran <b>TE GABE HOLMES</b> ; placed <b>LB B.J. BELLO</b> on injured reserve; signed free agent <b>TE DEON YELDER</b>
May 6	Waived <b>CB KAREEM ORR</b> ; signed free agents <b>RB BRIAN HILL</b> , <b>CB GREG MABIN</b> and <b>LB JUSTIN MARCH-LILLARD</b>	August 16	Waived <b>S REGGIE FLOYD</b> , <b>P JAMES SMITH</b> and <b>TE DEON YELDER</b> ; waived injured <b>DB MAURICE SMITH</b> ; placed <b>CB KEVIN PETERSON</b> on injured reserve; signed free agents <b>S CLAYTON GEATHERS</b> and <b>S BRADLEY McDOUGALD</b>
May 10	Terminated vested veteran <b>OLB NATE ORCHARD</b> ; waived <b>TE PARKER HESSE</b> and <b>LS MATT ORZECZ</b>	August 17	Signed free agent <b>LB NICK DZUBNAR</b> ; waived <b>T PAUL ADAMS</b> ; placed <b>DT TREVON COLEY</b> and <b>S TEDRIC THOMPSON</b> on injured reserve; waived <b>WR CODY HOLLISTER</b> from reserve/injured with an injury settlement
May 11	Signed free agent <b>CB QUENTON MEEKS</b>	August 18	Signed free agent <b>S JAMAL CARTER</b>
May 14	Signed the following undrafted free agents: <b>G COLE BANWART</b> , <b>FB TORY CARTER</b> , <b>TE MILLER FORRISTALL</b> , <b>K BLAKE HAUBEIL</b> , <b>OL CHANDON HERRING</b> , <b>DT NAQUAN JONES</b> , <b>TE BRILEY MOORE</b> , <b>OLB JUSTUS REED</b> , <b>RB MEKHI SARGENT</b> and <b>P JAMES SMITH</b> ; signed first-round choice <b>CB CALEB FARLEY</b> , second-round choice <b>T DILLON RADUNZ</b> , fourth-round choice <b>WR</b>	August 19	Placed <b>T BRENT QVALE</b> on injured reserve; signed free agent <b>T PAUL ADAMS</b>
		August 20	Waived <b>G ADAM COON</b> from reserve/injured with an injury settlement; terminated vested veteran <b>S TEDRIC THOMPSON</b> from reserve/injured with an injury settlement

## TENNESSEE TITANS UNOFFICIAL DEPTH CHART

### OFFENSE

<b>WR</b>	2	Julio Jones	88	Marcus Johnson	13	Cameron Batson
					82	Fred Brown
<b>TE</b>	87	Geoff Swaim	86	Anthony Firkser	89	Tommy Hudson
			85	Luke Stocker	84	Jared Pinkney
					<u>42</u>	<u>Miller Forristall</u>
<b>LT</b>	77	Taylor Lewan	72	David Quessenberry	69	Christian DiLauro
<b>LG</b>	76	Rodger Saffold III	62	Aaron Brewer	57	Jordan Roos
<b>C</b>	60	Ben Jones	52	Daniel Munyer	<u>67</u>	<u>Cole Banwart</u>
<b>RG</b>	64	Nate Davis	<u>75</u>	<u>Dillon Radunz</u>	<u>68</u>	<u>Chandon Herring</u>
<b>RT</b>	70	Ty Sambrailo / 71 Kendall Lamm				
<b>WR</b>	18	Josh Reynolds	80	Chester Rogers	12	Mason Kinsey
<b>WR</b>	11	A.J. Brown	15	Nick Westbrook-Ikhine	<u>81</u>	<u>Racey McMath</u>
					<u>10</u>	<u>Dez Fitzpatrick</u>
<b>QB</b>	17	Ryan Tannehill	5	Logan Woodside	14	Matt Barkley
<b>RB</b>	22	Derrick Henry	32	Darrynton Evans	28	Jeremy McNichols
			25	Brian Hill	<u>38</u>	<u>Mekhi Sargent</u>
			41	Khari Blasingame (FB)	<u>44</u>	<u>Tory Carter (FB)</u>

### DEFENSE

<b>DE</b>	96	Denico Autry	78	Woodrow Hamilton IV		
<b>NT</b>	93	Teair Tart	94	Kyle Peko		
<b>DT</b>	98	Jeffery Simmons	91	Larrell Murchison	<u>69</u>	<u>Naquan Jones</u>
<b>OLB</b>	48	Bud Dupree	50	Derick Roberson	57	Wyatt Ray
					<u>99</u>	<u>Rashad Weaver</u>
<b>ILB</b>	55	Jayon Brown	51	David Long Jr.	45	Justin March-Lillard
<b>ILB</b>	54	Rashaan Evans	47	Jan Johnson	49	Nick Dzubnar
					<u>56</u>	<u>Monty Rice</u>
<b>OLB</b>	58	Harold Landry III	59	John Simon	92	Ola Adeniyi
<b>CB</b>	20	Jackrabbit Jenkins	35	Chris Jackson	23	Chris Jones
					<u>3</u>	<u>Caleb Farley</u>
<b>S</b>	31	Kevin Byard	29	Dane Cruikshank	<u>33</u>	<u>Brady Breeze</u>
					25	Clayton Geathers
<b>S</b>	37	Amani Hooker	21	Matthias Farley	30	Bradley McDougald
					32	Jamal Carter
<b>CB</b>	26	Kristian Fulton	39	Breon Borders	36	Briean Boddy-Calhoun
					<u>24</u>	<u>Elijah Molden</u>

### SPECIAL TEAMS

<b>K</b>	4	Sam Ficken				
<b>KO</b>	4	Sam Ficken				
<b>P</b>	6	Brett Kern				
<b>H</b>	6	Brett Kern	5	Logan Woodside		
<b>PR</b>	80	Chester Rogers	13	Cameron Batson	12	Mason Kinsey
<b>KOR</b>	32	Darrynton Evans	13	Cameron Batson		
<b>LS</b>	46	Morgan Cox	60	Ben Jones		

Rookies are underlined

As of Aug. 23, 2021

## TITANS PRONUNCIATION GUIDE

**OLA ADENIYI** (OH-la ah-DAY-nee); **Cole BANWART** (BAN-wert); **BRIEAN BODDY-Calhoun** (BREE-in BODY); **Kevin BYARD** (BY-urd); **Dane CRUIKSHANK** (CROOK-shank); **Nick DZUBNAR** (duh-ZOUB-nar); **MATTHIAS Farley** (ma-THIGH-us); **Anthony FIRKSER** (FERK-sir); **Taylor LEWAN** (leh-WAHN); **David QUESSNBERRY** (KWESS-en-berry); **Dillon RADUNZ** (RAY-dinz); **Derick ROBERSON** (ROW-ber-son); **Ty SAMBRAILO** (sam-BRI-low); **Ryan TANNEHILL** (TAN-uh-hill); **TEAIR Tart** (tee-AIR); **Nick Westbrook-IKHINE** (uh-KEEN-uh)



## TENNESSEE TITANS ROSTER BY EXPERIENCE

<u>14TH YEAR</u>		<u>6TH YEAR</u>		Woodrow Hamilton IV		<u>ROOKIE DRAFT PICKS</u>	
Brett Kern	P	Kevin Byard	S	Amani Hooker	DT	Brady Breeze	S
<u>12TH YEAR</u>		Matthias Farley	S	Chris Jones	CB	Caleb Farley	CB
Morgan Cox	LS	Clayton Geathers	S	David Long Jr.	LB	Dez Fitzpatrick	WR
Rodger Saffold III	G	Derrick Henry	RB	Kyle Peko	DT	Racey McMath	WR
<u>11TH YEAR</u>		<u>5TH YEAR</u>		David Quessenberry	OL	Elijah Molden	CB
Julio Jones	WR	Jayon Brown	LB	Derick Roberson	OLB	Dillon Radunz	OL
Luke Stocker	TE	Trevon Coley (IR)	DT	Jordan Roos	G	Monty Rice	LB
<u>10TH YEAR</u>		Brian Hill	RB	Anthony Rush (R/COVID-19)	DT	Rashad Weaver	OLB
Jackrabbit Jenkins	CB	Marcus Johnson	WR	Jeffery Simmons	DT	<u>ROOKIE FREE AGENTS</u>	
Ben Jones	C	Josh Reynolds	WR	Maurice Smith (IR)	DB	Cole Banwart	G
Ryan Tannehill	QB	Chester Rogers	WR	<u>2ND YEAR</u>		Tory Carter	FB
<u>9TH YEAR</u>		<u>4TH YEAR</u>		Aaron Brewer (NFI)	G/C	Miller Forristall	TE
Matt Barkley	QB	Ola Adeniyi	OLB	Fred Brown	WR	Chandon Herring	OL
Bradley McDougald	S	Cameron Batson	WR	Darrynton Evans	CB	Naquan Jones	DT
John Simon	OLB	B.J. Bello (IR)	ILB	Kristian Fulton	RB	Briley Moore (IR)	TE
<u>8TH YEAR</u>		Briean Boddy-Calhoun	CB	Chris Jackson	DB	Mekhi Sargent	RB
Denico Autry	DL	Jamal Carter	S	Jeremy McNichols	RB	As of Aug. 23, 2021	
Taylor Lewan	T	Dane Cruikshank	DB	Larrell Murchison	DL		
<u>7TH YEAR</u>		Rashaan Evans	LB	Wyatt Ray	OLB		
Bud Dupree	OLB	Anthony Firkser	TE	Teair Tart	DT		
Nick Dzubnar	ILB	Harold Landry III	OLB	Nick Westbrook-Ikhine	WR		
Kendall Lamm	T	Daniel Munyer	C	Logan Woodside	QB		
Justin March-Lillard	ILB	Kevin Peterson (IR)	CB	<u>1ST YEAR</u>			
Brent Qvale (IR)	T	<u>3RD YEAR</u>		Christian DiLauro	T		
Ty Sambrailo	T	Khari Blasingame	FB	Tommy Hudson	TE		
Geoff Swaim	TE	Breon Borders	CB	Jan Johnson	LB		
		A.J. Brown	WR	Brandon Kemp (IR)	T		
		Nate Davis	OL	Mason Kinsey	WR		
		Sam Ficken	K	Jared Pinkney	TE		

## TENNESSEE TITANS ROSTER BY DRAFT ROUND

<u>ROUND 1</u>			<u>ROUND 5</u>			<u>ROUND 6</u>			<u>ROUND 7</u>			<u>UNDRAFTED</u>		
Player	Pos.	Year	Player	Pos.	Year	Player	Pos.	Year	Player	Pos.	Year	Player	Pos.	Year
Caleb Farley	CB	2021	Larrell Murchison	DL	2020	David Long Jr.	LB	2019	Brady Breeze	S	2021	Cole Banwart	G	2021
Jeffery Simmons	DT	2019	Dane Cruikshank	DB	2018	David Quessenberry	OL	2013 (Hou)	Racey McMath	WR	2021	Tory Carter	FB	2021
Rashaan Evans	LB	2018	Jayon Brown	LB	2017	<u>ROUND 6</u>			Chris Jackson	DB	2020	Miller Forristall	TE	2021
Bud Dupree	OLB	2015 (Pit)	Brian Hill	RB	2017 (Atl)	<u>ROUND 6</u>			Logan Woodside	QB	2018 (Cin)	Chandon Herring	OL	2021
Taylor Lewan	T	2014	Jeremy McNichols	RB	2017 (TB)	<u>ROUND 6</u>			Geoff Swaim	TE	2015 (Dal)	Naquan Jones	DT	2021
Ryan Tannehill	QB	2012 (Mia)	<u>ROUND 6</u>			<u>ROUND 6</u>			<u>ROUND 6</u>			Briley Moore (IR)	TE	2021
Julio Jones	WR	2011 (Atl)	<u>ROUND 6</u>			<u>ROUND 6</u>			<u>ROUND 6</u>			Mekhi Sargent	RB	2021
<u>ROUND 2</u>			<u>ROUND 5</u>			<u>ROUND 6</u>			<u>ROUND 7</u>			<u>UNDRAFTED</u>		
Player	Pos.	Year	Player	Pos.	Year	Player	Pos.	Year	Player	Pos.	Year	Player	Pos.	Year
Dillon Radunz	T	2021	Larrell Murchison	DL	2020	David Long Jr.	LB	2019	Brady Breeze	S	2021	Cole Banwart	G	2021
Kristian Fulton	CB	2020	Dane Cruikshank	DB	2018	David Quessenberry	OL	2013 (Hou)	Racey McMath	WR	2021	Tory Carter	FB	2021
A.J. Brown	WR	2019	Jayon Brown	LB	2017	<u>ROUND 6</u>			Chris Jackson	DB	2020	Miller Forristall	TE	2021
Harold Landry III	OLB	2018	Brian Hill	RB	2017 (Atl)	<u>ROUND 6</u>			Logan Woodside	QB	2018 (Cin)	Chandon Herring	OL	2021
Derrick Henry	RB	2016	Jeremy McNichols	RB	2017 (TB)	<u>ROUND 6</u>			Geoff Swaim	TE	2015 (Dal)	Naquan Jones	DT	2021
Ty Sambrailo	T	2015 (Den)	<u>ROUND 6</u>			<u>ROUND 6</u>			<u>ROUND 6</u>			Briley Moore (IR)	TE	2021
Janoris Jenkins	CB	2012 (StL)	<u>ROUND 6</u>			<u>ROUND 6</u>			<u>ROUND 6</u>			Mekhi Sargent	RB	2021
Rodger Saffold III	G	2010 (StL)	<u>ROUND 6</u>			<u>ROUND 6</u>			<u>ROUND 6</u>			Aaron Brewer (NFI)	G/C	2020
<u>ROUND 3</u>			<u>ROUND 5</u>			<u>ROUND 6</u>			<u>ROUND 7</u>			<u>UNDRAFTED</u>		
Player	Pos.	Year	Player	Pos.	Year	Player	Pos.	Year	Player	Pos.	Year	Player	Pos.	Year
Elijah Molden	CB	2021	Larrell Murchison	DL	2020	David Long Jr.	LB	2019	Brady Breeze	S	2021	Cole Banwart	G	2021
Monty Rice	ILB	2021	Dane Cruikshank	DB	2018	David Quessenberry	OL	2013 (Hou)	Racey McMath	WR	2021	Tory Carter	FB	2021
Darrynton Evans	RB	2020	Jayon Brown	LB	2017	<u>ROUND 6</u>			Chris Jackson	DB	2020	Miller Forristall	TE	2021
Nate Davis	OL	2019	Brian Hill	RB	2017 (Atl)	<u>ROUND 6</u>			Logan Woodside	QB	2018 (Cin)	Chandon Herring	OL	2021
Kevin Byard	S	2016	Jeremy McNichols	RB	2017 (TB)	<u>ROUND 6</u>			Geoff Swaim	TE	2015 (Dal)	Naquan Jones	DT	2021
<u>ROUND 4</u>			<u>ROUND 5</u>			<u>ROUND 6</u>			<u>ROUND 7</u>			<u>UNDRAFTED</u>		
Player	Pos.	Year	Player	Pos.	Year	Player	Pos.	Year	Player	Pos.	Year	Player	Pos.	Year
Dez Fitzpatrick	WR	2021	Larrell Murchison	DL	2020	David Long Jr.	LB	2019	Brady Breeze	S	2021	Cole Banwart	G	2021
Rashad Weaver	OLB	2021	Dane Cruikshank	DB	2018	David Quessenberry	OL	2013 (Hou)	Racey McMath	WR	2021	Tory Carter	FB	2021
Amani Hooker	DB	2019	Jayon Brown	LB	2017	<u>ROUND 6</u>			Chris Jackson	DB	2020	Miller Forristall	TE	2021
Josh Reynolds	WR	2017 (LAR)	Brian Hill	RB	2017 (Atl)	<u>ROUND 6</u>			Logan Woodside	QB	2018 (Cin)	Chandon Herring	OL	2021
Clayton Geathers	S	2015 (Ind)	Jeremy McNichols	RB	2017 (TB)	<u>ROUND 6</u>			Geoff Swaim	TE	2015 (Dal)	Naquan Jones	DT	2021
Matt Barkley	QB	2013 (Phi)	<u>ROUND 6</u>			<u>ROUND 6</u>			<u>ROUND 6</u>			Briley Moore (IR)	TE	2021
John Simon	OLB	2013 (Bal)	<u>ROUND 6</u>			<u>ROUND 6</u>			<u>ROUND 6</u>			Mekhi Sargent	RB	2021
Ben Jones	C	2012 (Hou)	<u>ROUND 6</u>			<u>ROUND 6</u>			<u>ROUND 6</u>			Aaron Brewer (NFI)	G/C	2020
Luke Stocker	TE	2011 (TB)	<u>ROUND 6</u>			<u>ROUND 6</u>			<u>ROUND 6</u>			Tommy Hudson	TE	2020
<u>ROUND 4</u>			<u>ROUND 5</u>			<u>ROUND 6</u>			<u>ROUND 7</u>			<u>UNDRAFTED</u>		
Player	Pos.	Year	Player	Pos.	Year	Player	Pos.	Year	Player	Pos.	Year	Player	Pos.	Year
Dez Fitzpatrick	WR	2021	Larrell Murchison	DL	2020	David Long Jr.	LB	2019	Brady Breeze	S	2021	Cole Banwart	G	2021
Rashad Weaver	OLB	2021	Dane Cruikshank	DB	2018	David Quessenberry	OL	2013 (Hou)	Racey McMath	WR	2021	Tory Carter	FB	2021
Amani Hooker	DB	2019	Jayon Brown	LB	2017	<u>ROUND 6</u>			Chris Jackson	DB	2020	Miller Forristall	TE	2021
Josh Reynolds	WR	2017 (LAR)	Brian Hill	RB	2017 (Atl)	<u>ROUND 6</u>			Logan Woodside	QB	2018 (Cin)	Chandon Herring	OL	2021
Clayton Geathers	S	2015 (Ind)	Jeremy McNichols	RB	2017 (TB)	<u>ROUND 6</u>			Geoff Swaim	TE	2015 (Dal)	Naquan Jones	DT	2021
Matt Barkley	QB	2013 (Phi)	<u>ROUND 6</u>			<u>ROUND 6</u>			<u>ROUND 6</u>			Briley Moore (IR)	TE	2021
John Simon	OLB	2013 (Bal)	<u>ROUND 6</u>			<u>ROUND 6</u>			<u>ROUND 6</u>			Mekhi Sargent	RB	2021
Ben Jones	C	2012 (Hou)	<u>ROUND 6</u>			<u>ROUND 6</u>			<u>ROUND 6</u>			Aaron Brewer (NFI)	G/C	2020
Luke Stocker	TE	2011 (TB)	<u>ROUND 6</u>			<u>ROUND 6</u>			<u>ROUND 6</u>			Tommy Hudson	TE	2020
<u>ROUND 4</u>			<u>ROUND 5</u>			<u>ROUND 6</u>			<u>ROUND 7</u>			<u>UNDRAFTED</u>		
Player	Pos.	Year	Player	Pos.	Year	Player	Pos.	Year	Player	Pos.	Year	Player	Pos.	Year
Dez Fitzpatrick	WR	2021	Larrell Murchison	DL	2020	David Long Jr.	LB	2019	Brady Breeze	S	2021	Cole Banwart	G	2021
Rashad Weaver	OLB	2021	Dane Cruikshank	DB	2018	David Quessenberry	OL	2013 (Hou)	Racey McMath	WR	2021	Tory Carter	FB	2021
Amani Hooker	DB	2019	Jayon Brown	LB	2017	<u>ROUND 6</u>			Chris Jackson	DB	2020	Miller Forristall	TE	2021
Josh Reynolds	WR	2017 (LAR)	Brian Hill	RB	2017 (Atl)	<u>ROUND 6</u>			Logan Woodside	QB	2018 (Cin)	Chandon Herring	OL	2021
Clayton Geathers	S	2015 (Ind)	Jeremy McNichols	RB	2017 (TB)	<u>ROUND 6</u>			Geoff Swaim	TE	2015 (Dal)	Naquan Jones	DT	2021
Matt Barkley	QB	2013 (Phi)	<u>ROUND 6</u>			<u>ROUND 6</u>			<u>ROUND 6</u>			Briley Moore (IR)	TE	2021
John Simon	OLB	2013 (Bal)	<u>ROUND 6</u>			<u>ROUND 6</u>			<u>ROUND 6</u>			Mekhi Sargent	RB	2021
Ben Jones	C	2012 (Hou)	<u>ROUND 6</u>			<u>ROUND 6</u>			<u>ROUND 6</u>			Aaron Brewer (NFI)	G/C	2020
Luke Stocker	TE	2011 (TB)	<u>ROUND 6</u>			<u>ROUND 6</u>			<u>ROUND 6</u>			Tommy Hudson	TE	2020
<u>ROUND 4</u>			<u>ROUND 5</u>			<u>ROUND 6</u>			<u>ROUND 7</u>			<u>UNDRAFTED</u>		
Player	Pos.	Year	Player	Pos.	Year	Player	Pos.	Year	Player	Pos.	Year	Player	Pos.	Year
Dez Fitzpatrick	WR	2021	Larrell Murchison	DL	2020	David Long Jr.	LB	2019	Brady Breeze	S	2021	Cole Banwart	G	2021
Rashad Weaver	OLB	2021	Dane Cruikshank	DB	2018	David Quessenberry	OL	2013 (Hou)	Racey McMath	WR	2021	Tory Carter	FB	2021
Amani Hooker	DB	2019	Jayon Brown	LB	2017	<u>ROUND 6</u>			Chris Jackson	DB	2020	Miller Forristall	TE	2021
Josh Reynolds	WR	2017 (LAR)	Brian Hill	RB	2017 (Atl)	<u>ROUND 6</u>			Logan Woodside	QB	2018 (Cin)	Chandon Herring	OL	2021
Clayton Geathers	S	2015 (Ind)	Jeremy McNichols	RB	2017 (TB)	<u>ROUND 6</u>			Geoff Swaim	TE	2015 (Dal)	Naquan Jones	DT	2021
Matt Barkley	QB	2013 (Phi)	<u>ROUND 6</u>			<u>ROUND 6</u>			<u>ROUND 6</u>			Briley Moore (IR)	TE	2021
John Simon	OLB	2013 (Bal)	<u>ROUND 6</u>			<u>ROUND 6</u>			<u>ROUND 6</u>			Mekhi Sargent	RB	2021
Ben Jones	C	2012 (Hou)	<u>ROUND 6</u>			<u>ROUND 6</u>			<u>ROUND 6</u>			Aaron Brewer (NFI)	G/C	2020
Luke Stocker	TE	2011 (TB)	<u>ROUND 6</u>			<u>ROUND 6</u>			<u>ROUND 6</u>			Tommy Hudson	TE	2020
<u>ROUND 4</u>			<u>ROUND 5</u>			<u>ROUND 6</u>			<u>ROUND 7</u>			<u>UNDRAFTED</u>		
Player	Pos.	Year	Player	Pos.	Year	Player	Pos.	Year	Player	Pos.	Year	Player	Pos.	Year
Dez Fitzpatrick	WR	2021	Larrell Murchison	DL	2020	David Long Jr.	LB	2019	Brady Breeze	S	2021	Cole Banwart	G	2021
Rashad Weaver	OLB	2021	Dane Cruikshank	DB	2018	David Quessenberry	OL	2013 (Hou)	Racey McMath	WR	2021	Tory Carter	FB	2021
Amani Hooker	DB	2019	Jayon Brown	LB	2017	<u>ROUND 6</u>			Chris Jackson	DB	2020	Miller Forristall	TE	2021
Josh Reynolds	WR	2017 (LAR)	Brian Hill	RB	2017 (Atl)	<u>ROUND 6</u>			Logan Woodside	QB	2018 (Cin)	Chandon Herring	OL	2021
Clayton Geathers	S	2015 (Ind)	Jeremy McNichols	RB	2017 (TB)	<u>ROUND 6</u>			Geoff Swaim	TE	2015 (Dal)	Naquan Jones	DT	2021
Matt Barkley	QB	2013 (Phi)	<u>ROUND 6</u>			<u>ROUND 6</u>			<u>ROUND 6</u>			Briley Moore (IR)	TE	2021
John Simon	OLB	2013 (Bal)	<u>ROUND 6</u>			<u>ROUND 6</u>			<u>ROUND 6</u>			Mekhi Sargent	RB	2021
Ben Jones	C	2012 (Hou)	<u>ROUND 6</u>			<u>ROUND 6</u>			<u>ROUND 6</u>			Aaron Brewer (NFI)	G/C	2020
Luke Stocker	TE	2011 (TB)	<u>ROUND 6</u>			<u>ROUND 6</u>			<u>ROUND 6</u>			Tommy Hudson	TE	2020
<u>ROUND 4</u>			<u>ROUND 5</u>			<u>ROUND 6</u>			<u>ROUND 7</u>			<u>UNDRAFTED</u>		
Player	Pos.	Year	Player	Pos.	Year	Player	Pos.	Year	Player	Pos.	Year	Player	Pos.	Year
Dez Fitzpatrick	WR</													

## HOW THE TENNESSEE TITANS WERE BUILT

YEAR	DRAFTEES (24)	FREE AGENTS (53)	TRADES/WAIVERS (4)
<b>2021</b>	CB Caleb Farley (1)	LB Jan Johnson (FA)	WR Julio Jones (T-ATL)
	OL Dillon Radunz (2)	TE Jared Pinkney (FA)	K Sam Ficken (W-NYJ)
	LB Monty Rice (3a)	WR Mason Kinsey (FA)	
	CB Elijah Molden (3b)	CB Breon Borders (FA)	
	WR Dez Fitzpatrick (4a)	WR Marcus Johnson (FA)	
	OLB Rashad Weaver (4b)	DL Denico Autry (UFA-IND)	
	WR Racey McMath (6a)	LS Morgan Cox (UFA-BAL)	
	S Brady Breeze (6b)	OLB Bud Dupree (UFA-PIT)	
		CB Jackrabbit Jenkins (FA)	
	T Kendall Lamm (UFA-CLE)		
	OLB Ola Adeniyi (FA)		
	WR Josh Reynolds (UFA-LAR)		
	S Matthias Farley (UFA-NYJ)		
	DT Woodrow Hamilton IV (FA)		
	CB Chris Jones (FA)		
	WR Fred Brown (FA)		
	RB Brian Hill (FA)		
	LB Justin March-Lillard (FA)		
	FB Tory Carter (FA)		
	C/G Cole Banwart (FA)		
	G Miller Forristall (FA)		
	OL Chandon Herring (FA)		
	DT Naquan Jones (FA)		
	RB Mekhi Sargent (FA)		
	T Christian DiLauro (FA)		
	OLB John Simon (FA)		
	DT Kyle Peko (FA)		
	CB Briean Boddy-Calhoun (FA)		
	TE Luke Stocker (FA)		
	QB Matt Barkley (FA)		
	G Jordan Roos (FA)		
	S Clayton Geathers (FA)		
	S Bradley McDougald (FA)		
	S Jamal Carter (FA)		
<b>2020</b>	CB Kristian Fulton (2)	LB Nick Dzubnar (UFA-LAC)	
	RB Darrynton Evans (3)	T Ty Sambrailo (FA)	
	DL Larrell Murchison (5)	C Aaron Brewer (FA)	
	CB Chris Jackson (7b)	TE Tommy Hudson (FA)	
		DT Tear Tart (FA)	
	WR Nick Westbrook-Ikhine (FA)		
	OLB Wyatt Ray (FA)		
	TE Geoff Swaim (FA)		
	RB Jeremy McNichols (FA)		
	WR Chester Rogers (FA)		
	C Daniel Munyer (FA)		
<b>2019</b>	DT Jeffery Simmons (1)	G Rodger Saffold III (UFA-LAR)	QB Ryan Tannehill (T-MIA)
	WR A.J. Brown (2)	QB Logan Woodside (FA)	
	G Nate Davis (3)	OLB Derick Roberson (FA)	
	DB Amani Hooker (4)	FB Khari Blasingame (FA)	
	LB David Long Jr. (6)		
<b>2018</b>	LB Rashaan Evans (1)	WR Cameron Batson (FA)	
	OLB Harold Landry III (2)	TE Anthony Firkser (FA)	
	DB Dane Cruikshank (5)	OL David Quessenberry (FA)	
<b>2017</b>	LB Jayon Brown (5)		
<b>2016</b>	RB Derrick Henry (2c)	C Ben Jones (UFA-HOU)	
	S Kevin Byard (3)		
<b>2014</b>	T Taylor Lewan (1)		
<b>2009</b>			P Brett Kern (W-DEN)

As of Aug. 23, 2021

GAME PREVIEW

TEAM NOTES

PLAYER NOTES

MEDIA

STATISTICS

ROSTERS

## TENNESSEE TITANS POSITIONAL ROSTER - OFFENSE

### QUARTERBACKS (3)

14	Barkley, Matt	QB	6-2	234	9/8/90	9	Southern California	Newport Beach, Calif.	FA-'21
17	Tannehill, Ryan	QB	6-4	217	7/27/88	10	Texas A&M	Big Spring, Texas	T (MIA)-'19
5	Woodside, Logan	QB	6-1	213	1/27/95	2	Toledo	Frankfort, Ky.	FA-'19

### RUNNING BACKS (7)

41	Blasingame, Khari	FB	6-0	233	7/1/96	3	Vanderbilt	New Market, Ala.	FA-'19
44	Carter, Tory	FB	6-0	229	3/16/99	R	Louisiana State	Valdosta, Ga.	FA-'21
32	Evans, Darrynton	RB	5-10	203	7/9/98	2	Appalachian State	Oak Hill, Fla.	D3-'20
22	Henry, Derrick	RB	6-3	247	1/4/94	6	Alabama	Yulee, Fla.	D2c-'16
25	Hill, Brian	RB	6-1	219	11/9/95	5	Wyoming	Belleville, Ill.	FA-'21
28	McNichols, Jeremy	RB	5-9	205	12/26/95	2	Boise State	Santa Margarita, Calif.	FA-'20
38	Sargent, Mekhi	RB	5-8	208	10/8/97	R	Iowa	Key West, Fla.	FA-'21

### WIDE RECEIVERS (11)

13	Batson, Cameron	WR	5-8	175	12/20/95	4	Texas Tech	Oklahoma City, Okla.	FA-'18
11	Brown, A.J.	WR	6-1	226	6/30/97	3	Mississippi	Starkville, Miss.	D2-'19
82	Brown, Fred	WR	6-1	195	12/1/93	2	Mississippi State	Jackson, Miss.	FA-'21
10	Fitzpatrick, Dez	WR	6-2	208	12/17/97	R	Louisville	Farmington Hills, Mich.	D4a-'21
88	Johnson, Marcus	WR	6-1	207	8/5/94	4	Texas	Clear Springs, Texas	FA-'20
2	Jones, Julio	WR	6-3	220	2/8/89	11	Alabama	Foley, Ala.	T (ATL)-'21
12	Kinsey, Mason	WR	5-10	198	8/29/98	1	Berry College	Demorest, Ga.	FA-'21
81	McMath, Racey	WR	6-3	217	6/14/99	R	Louisiana State	New Orleans, La.	D6a-'21
18	Reynolds, Josh	WR	6-3	196	2/16/95	5	Texas A&M	San Antonio, Texas	UFA (LAR)-'21
80	Rogers, Chester	WR	6-0	184	1/12/94	5	Grambling State	Huntsville, Ala.	FA-'20
15	Westbrook-Ikhine, Nick	WR	6-2	211	3/21/97	2	Indiana	Lake Mary, Fla.	FA-'20

### TIGHT ENDS (6)

86	Firker, Anthony	TE	6-2	246	2/19/95	4	Harvard	Manalapan, N.J.	FA-'18
42	Forristall, Miller	TE	6-5	239	3/11/98	R	Alabama	Cartersville, Ga.	FA-'21
89	Hudson, Tommy	TE	6-3	255	2/22/97	1	Arizona State	San Jose, Calif.	FA-'20
84	Pinkney, Jared	TE	6-4	255	8/21/97	1	Vanderbilt	Norcross, Ga.	FA-'21
85	Stocker, Luke	TE	6-5	253	7/17/88	11	Tennessee	Berea, Ky.	FA-'21
87	Swaim, Geoff	TE	6-4	260	9/16/93	7	Texas	Chico, Calif.	FA-'20

### CENTERS (3)

67	Banwart, Cole	C/G	6-4	298	8/21/97	R	Iowa	Ottosen, Iowa	FA-'21
60	Jones, Ben	C	6-3	308	7/2/89	10	Georgia	Brent, Ala.	UFA (HOU)-'16
52	Munyer, Daniel	C	6-1	305	3/4/92	4	Colorado	Harbor City, Calif.	FA-'19

### GUARDS (4)

62	Brewer, Aaron	G/C	6-1	295	10/28/97	2	Texas State	Dallas, Texas	FA-'20
64	Davis, Nate	G	6-3	316	9/23/96	3	Charlotte	Ashburn, Va.	D3-'19
57	Roos, Jordan	G	6-3	302	7/6/93	3	Purdue	Celina, Texas	FA-'21
76	Saffold III, Rodger	G	6-5	325	6/6/88	12	Indiana	Bedford, Ohio	UFA (LAR)-'19

### TACKLES (7)

69	DiLauro, Christian	T	6-6	300	11/11/94	1	Illinois	Uniontown, Ohio	FA-'21
68	Herring, Chandon	OL	6-7	307	10/27/95	R	Brigham Young	Gilbert, Ariz.	FA-'21
71	Lamm, Kendall	T	6-5	310	6/5/92	7	Appalachian State	Matthews, N.C.	UFA (CLE)-'21
77	Lewan, Taylor	T	6-7	309	7/22/91	8	Michigan	Cave Creek, Ariz.	D1-'14
72	Quessenberry, David	OL	6-5	310	8/24/90	3	San Jose State	La Jolla, Calif.	FA-'18
75	Radunz, Dillon	OL	6-6	301	3/28/98	R	North Dakota State	Becker, Minn.	D2-'21
70	Sambrailo, Ty	T	6-5	311	3/10/92	7	Colorado State	Watsonville, Calif.	FA-'20

### LONG SNAPPER (1)

46	Cox, Morgan	LS	6-4	233	4/26/86	12	Tennessee	Collierville, Tenn.	UFA (BAL)-'21
----	-------------	----	-----	-----	---------	----	-----------	---------------------	---------------

### PLACEKICKERS (2)

4	Ficken, Sam	K	6-1	192	12/14/92	3	Penn State	Valparaiso, Ind.	W (NYJ)-'21
---	-------------	---	-----	-----	----------	---	------------	------------------	-------------

As of Aug. 23, 2021



## TENNESSEE TITANS POSITIONAL ROSTER - DEFENSE

### DEFENSIVE LINEMEN (7)

96	Autry, Denico	DL	6-5	285	7/15/90	8	Mississippi State	Albemarle, N.C.	UFA (IND)-'21
78	Hamilton IV, Woodrow	DT	6-3	315	12/20/92	3	Mississippi	Raleigh, Miss.	FA-'21
69	Jones, Naquan	DT	6-3	313	2/5/98	R	Michigan State	Evanston, Ill.	FA-'21
91	Murchison, Larrell	DL	6-2	297	4/24/97	2	North Carolina State	Elizabethtown, N.C.	D5-'20
94	Peko, Kyle	DT	6-1	305	7/23/93	3	Oregon State	La Habra, Calif.	FA-'21
98	Simmons, Jeffery	DL	6-4	305	7/28/97	3	Mississippi State	Macon, Miss.	D1-'19
93	Tart, Tear	DT	6-2	304	2/28/97	2	Florida International	Philadelphia, Pa.	FA-'20

### LINEBACKERS (14)

92	Adeniyi, Ola	OLB	6-1	248	9/12/97	4	Toledo	Fort Bend County, Texas	FA-'21
55	Brown, Jayon	LB	6-0	226	2/26/95	5	UCLA	Long Beach, Calif.	D5-'17
48	Dupree, Bud	OLB	6-4	269	2/12/93	7	Kentucky	Irwinton, Ga.	UFA (PIT)-'21
49	Dzubnar, Nick	LB	6-1	240	8/15/91	7	Cal Poly - San Luis Obispo	Mission Viejo, Calif.	UFA (LAC)-'20
54	Evans, Rashaan	LB	6-2	232	11/8/95	4	Alabama	Auburn, Ala.	D1-'18
47	Johnson, Jan	LB	6-2	231	4/9/96	1	Penn State	Mohnton, Pa.	FA-'21
58	Landry III, Harold	OLB	6-2	252	6/5/96	4	Boston College	Spring Lake, N.C.	D2-'18
51	Long Jr., David	LB	5-11	227	10/12/96	3	West Virginia	Cincinnati, Ohio	D6-'19
45	March-Lillard, Justin	LB	5-11	228	7/5/93	7	Akron	Danville, Ill.	FA-'21
57	Ray, Wyatt	OLB	6-3	255	10/24/96	2	Boston College	Boca Raton, Fla.	FA-'20
56	Rice, Monty	LB	6-0	233	1/8/99	R	Georgia	Huntsville, Ala.	D3a-'21
50	Roberson, Derick	OLB	6-3	250	11/15/95	3	Sam Houston State	San Antonio, Texas	FA-'19
59	Simon, John	OLB	6-2	260	10/14/90	9	Ohio State	Youngstown, Ohio	FA-'21
99	Weaver, Rashad	OLB	6-4	259	11/10/97	R	Pittsburgh	Fort Lauderdale, Fla.	D4b-'21

### CORNERBACKS (8)

36	Boddy-Calhoun, Briean	CB	5-9	193	1/21/93	4	Minnesota	Wilmington, Del.	FA-'21
39	Borders, Breon	CB	6-0	189	7/22/95	3	Duke	Statesville, N.C.	FA-'20
3	Farley, Caleb	CB	6-2	197	11/2/98	R	Virginia Tech	Maiden, N.C.	D1-'21
26	Fulton, Kristian	CB	5-11	197	9/3/98	2	Louisiana State	New Orleans, La.	D2-'20
35	Jackson, Chris	DB	5-10	193	4/13/98	2	Marshall	Tallahassee, Fla.	D7b-'20
20	Jenkins, Jackrabbit	CB	5-10	190	10/29/88	10	North Alabama	Pahokee, Fla.	FA-'21
23	Jones, Chris	CB	6-0	200	8/13/95	3	Nebraska	Jacksonville, Fla.	FA-'21
24	Molden, Elijah	CB	5-10	192	1/30/99	R	Washington	West Linn, Ore.	D3b-'21

### SAFETIES (8)

33	Breeze, Brady	S	6-0	197	10/9/97	R	Oregon	Lake Oswego, Ore.	D6b-'21
31	Byard, Kevin	S	5-11	212	8/17/93	6	Middle Tennessee State	Lithonia, Ga.	D3-'16
32	Carter, Jamal	S	6-1	215	4/12/94	4	Miami (Fla.)	Naranja, Fla.	FA-'21
29	Cruikshank, Dane	DB	6-1	209	4/27/95	4	Arizona	Chino Hills, Calif.	D5-'18
25	Geathers, Clayton	S	6-2	216	6/1/92	6	Central Florida	Georgetown, S.C.	FA-'21
37	Hooker, Amani	DB	5-11	210	6/14/98	3	Iowa	Minneapolis, Minn.	D4-'19
21	Farley, Matthias	S	5-11	209	7/15/92	6	Notre Dame	Charlotte, N.C.	UFA (NYJ)-'21
30	McDougald, Bradley	S	6-1	215	11/15/90	9	Kansas	Dublin, Ohio	FA-'21

### PUNTERS (1)

6	Kern, Brett	P	6-2	214	2/17/86	14	Toledo	Grand Island, N.Y.	W (DEN)-'09
---	-------------	---	-----	-----	---------	----	--------	--------------------	-------------

As of Aug. 23, 2021

## TENNESSEE TITANS ALPHABETICAL ROSTER

NO.	NAME	POS.	HT.	WT.	BIRTHDATE	EXP.	COLLEGE	HOMETOWN	ACQUIRED
92	Adeniyi, Ola	OLB	6-1	248	9/12/97	4	Toledo	Fort Bend County, Texas	FA-'21
96	Autry, Denico	DL	6-5	285	7/15/90	8	Mississippi State	Albemarle, N.C.	UFA (IND)-'21
67	Banwart, Cole	C/G	6-4	298	8/21/97	R	Iowa	Ottosen, Iowa	FA-'21
14	Barkley, Matt	QB	6-2	234	9/8/90	9	Southern California	Newport Beach, Calif.	FA-'21
13	Batson, Cameron	WR	5-8	175	12/20/95	4	Texas Tech	Oklahoma City, Okla.	FA-'18
41	Blasingame, Khari	FB	6-0	233	7/1/96	3	Vanderbilt	New Market, Ala.	FA-'19
36	Boddy-Calhoun, Brien	CB	5-9	193	1/21/93	4	Minnesota	Wilmington, Del.	FA-'21
39	Borders, Breon	CB	6-0	189	7/22/95	3	Duke	Statesville, N.C.	FA-'20
33	Breeze, Brady	S	6-0	197	10/9/97	R	Oregon	Lake Oswego, Ore.	D6b-'21
11	Brown, A.J.	WR	6-1	226	6/30/97	3	Mississippi	Starkville, Miss.	D2-'19
82	Brown, Fred	WR	6-1	195	12/1/93	2	Mississippi State	Jackson, Miss.	FA-'21
55	Brown, Jayon	LB	6-0	226	2/26/95	5	UCLA	Long Beach, Calif.	D5-'17
31	Byard, Kevin	S	5-11	212	8/17/93	6	Middle Tennessee State	Lithonia, Ga.	D3-'16
32d	Carter, Jamal	S	6-1	215	4/12/94	4	Miami (Fla.)	Naranja, Fla.	FA-'21
44	Carter, Tory	FB	6-0	229	3/16/99	R	Louisiana State	Valdosta, Ga.	FA-'21
46	Cox, Morgan	LS	6-4	233	4/26/86	12	Tennessee	Collierville, Tenn.	UFA (BAL)-'21
29	Cruikshank, Dane	DB	6-1	209	4/27/95	4	Arizona	Chino Hills, Calif.	D5-'18
64	Davis, Nate	G	6-3	316	9/23/96	3	Charlotte	Ashburn, Va.	D3-'19
69o	D'Lauro, Christian	T	6-6	300	11/11/94	1	Illinois	Uniontown, Ohio	FA-'21
48	Dupree, Bud	OLB	6-4	269	2/12/93	7	Kentucky	Irvington, Ga.	UFA (PIT)-'21
49	Dzubnar, Nick	LB	6-1	240	8/15/91	7	Cal Poly - San Luis Obispo	Mission Viejo, Calif.	UFA (LAC)-'20
32o	Evans, Darrynton	RB	5-10	203	7/9/98	2	Appalachian State	Oak Hill, Fla.	D3-'20
54	Evans, Rashaan	LB	6-2	232	11/8/95	4	Alabama	Auburn, Ala.	D1-'18
3	Farley, Caleb	CB	6-2	197	11/2/98	R	Virginia Tech	Maiden, N.C.	D1-'21
21	Farley, Matthias	S	5-11	209	7/15/92	6	Notre Dame	Charlotte, N.C.	UFA (NYJ)-'21
4	Ficken, Sam	K	6-1	192	12/14/92	3	Penn State	Valparaiso, Ind.	W (NYJ)-'21
86	Firkser, Anthony	TE	6-2	246	2/19/95	4	Harvard	Manalapan, N.J.	FA-'18
10	Fitzpatrick, Dez	WR	6-2	208	12/17/97	R	Louisville	Farmington Hills, Mich.	D4a-'21
42	Forristall, Miller	TE	6-5	239	3/11/98	R	Alabama	Cartersville, Ga.	FA-'21
26	Fulton, Kristian	CB	5-11	197	9/3/98	2	Louisiana State	New Orleans, La.	D2-'20
25d	Geathers, Clayton	S	6-2	216	6/1/92	6	Central Florida	Georgetown, S.C.	FA-'21
78	Hamilton IV, Woodrow	DT	6-3	315	12/20/92	3	Mississippi	Raleigh, Miss.	FA-'21
22	Henry, Derrick	RB	6-3	247	1/4/94	6	Alabama	Yulee, Fla.	D2c-'16
68	Herring, Chandon	OL	6-7	307	10/27/95	R	Brigham Young	Gilbert, Ariz.	FA-'21
25o	Hill, Brian	RB	6-1	219	11/9/95	5	Wyoming	Belleville, Ill.	FA-'21
37	Hooker, Amani	DB	5-11	210	6/14/98	3	Iowa	Minneapolis, Minn.	D4-'19
89	Hudson, Tommy	TE	6-3	255	2/22/97	1	Arizona State	San Jose, Calif.	FA-'20
35	Jackson, Chris	DB	5-10	193	4/13/98	2	Marshall	Tallahassee, Fla.	D7b-'20
20	Jenkins, Jackrabbit	CB	5-10	190	10/29/88	10	North Alabama	Pahokee, Fla.	FA-'21
47	Johnson, Jan	LB	6-2	231	4/9/96	1	Penn State	Mohnton, Pa.	FA-'21
88	Johnson, Marcus	WR	6-1	207	8/5/94	4	Texas	Clear Springs, Texas	FA-'20
60	Jones, Ben	C	6-3	308	7/2/89	10	Georgia	Brent, Ala.	UFA (HOU)-'16
23	Jones, Chris	CB	6-0	200	8/13/95	3	Nebraska	Jacksonville, Fla.	FA-'21
2	Jones, Julio	WR	6-3	220	2/8/89	11	Alabama	Foley, Ala.	T (ATL)-'21
69d	Jones, Naquan	DT	6-3	313	2/5/98	R	Michigan State	Evanston, Ill.	FA-'21
6	Kern, Brett	P	6-2	214	2/17/86	14	Toledo	Grand Island, N.Y.	W (DEN)-'09
12	Kinsey, Mason	WR	5-10	198	8/29/98	1	Berry College	Demorest, Ga.	FA-'21
71	Lamm, Kendall	T	6-5	310	6/5/92	7	Appalachian State	Matthews, N.C.	UFA (CLE)-'21
58	Landry III, Harold	OLB	6-2	252	6/5/96	4	Boston College	Spring Lake, N.C.	D2-'18
77	Lewan, Taylor	T	6-7	309	7/22/91	8	Michigan	Cave Creek, Ariz.	D1-'14
51	Long Jr., David	LB	5-11	227	10/12/96	3	West Virginia	Cincinnati, Ohio	D6-'19
45	March-Lillard, Justin	LB	5-11	228	7/5/93	7	Akron	Danville, Ill.	FA-'21
30	McDougald, Bradley	S	6-1	215	11/15/90	9	Kansas	Dublin, Ohio	FA-'21
81	McMath, Racey	WR	6-3	217	6/14/99	R	Louisiana State	New Orleans, La.	D6a-'21
28	McNichols, Jeremy	RB	5-9	205	12/26/95	2	Boise State	Santa Margarita, Calif.	FA-'20
24	Molden, Elijah	CB	5-10	192	1/30/99	R	Washington	West Linn, Ore.	D3b-'21
52	Munyer, Daniel	C	6-1	305	3/4/92	4	Colorado	Harbor City, Calif.	FA-'19
91	Murchison, Larrell	DL	6-2	297	4/24/97	2	North Carolina State	Elizabethtown, N.C.	D5-'20
94	Peko, Kyle	DT	6-1	305	7/23/93	3	Oregon State	La Habra, Calif.	FA-'21
84	Pinkney, Jared	TE	6-4	255	8/21/97	1	Vanderbilt	Norcross, Ga.	FA-'21
72	Quessenberry, David	OL	6-5	310	8/24/90	3	San Jose State	La Jolla, Calif.	FA-'18
75	Radunz, Dillon	OL	6-6	301	3/28/98	R	North Dakota State	Becker, Minn.	D2-'21
57d	Ray, Wyatt	OLB	6-3	255	10/24/96	2	Boston College	Boca Raton, Fla.	FA-'20
18	Reynolds, Josh	WR	6-3	196	2/16/95	5	Texas A&M	San Antonio, Texas	UFA (LAR)-'21
56	Rice, Monty	LB	6-0	233	1/8/99	R	Georgia	Huntsville, Ala.	D3a-'19
50	Roberson, Derick	OLB	6-3	250	11/15/95	3	Sam Houston State	San Antonio, Texas	FA-'19
80	Rogers, Chester	WR	6-0	184	1/12/94	5	Grambling State	Huntsville, Ala.	FA-'20
57o	Roos, Jordan	G	6-3	302	7/6/93	3	Purdue	Celina, Texas	FA-'21
76	Saffold III, Rodger	G	6-5	325	6/6/88	12	Indiana	Bedford, Ohio	UFA (LAR)-'19
70	Sambrailo, Ty	T	6-5	311	3/10/92	7	Colorado State	Watsonville, Calif.	FA-'20
38	Sargent, Mekhi	RB	5-8	208	10/8/97	R	Iowa	Key West, Fla.	FA-'21
98	Simmons, Jeffery	DT	6-4	305	7/28/97	3	Mississippi State	Macon, Miss.	D1-'19
59	Simon, John	OLB	6-2	260	10/14/90	9	Ohio State	Youngstown, Ohio	FA-'21
85	Stocker, Luke	TE	6-5	253	7/17/88	11	Tennessee	Berea, Ky.	FA-'21
87	Swaim, Geoff	TE	6-4	260	9/16/93	7	Texas	Chico, Calif.	FA-'20
17	Tannehill, Ryan	QB	6-4	217	7/27/88	10	Texas A&M	Big Spring, Texas	T (MIA)-'19
93	Tart, Teair	DT	6-2	304	2/28/97	2	Florida International	Philadelphia, Pa.	FA-'20
99	Weaver, Rashad	OLB	6-4	259	11/10/97	R	Pittsburgh	Fort Lauderdale, Fla.	D4b-'21
15	Westbrook-Ikhine, Nick	WR	6-2	211	3/21/97	2	Indiana	Lake Mary, Fla.	FA-'20
5	Woodside, Logan	QB	6-1	213	1/27/95	2	Toledo	Frankfort, Ky.	FA-'19
<b>NON-FOOTBALL INJURY (1):</b>									
62	Brewer, Aaron	G/C	6-1	295	10/28/97	2	Texas State	Dallas, Texas	FA-'20
<b>RESERVE/INJURED (7):</b>									
53d	Bello, B.J.	LB	6-3	229	10/31/94	4	Illinois State	New Lenox, Ill.	FA-'21
97	Coley, Trevon	DT	6-1	300	7/13/94	5	Florida Atlantic	Miramar, Fla.	FA-'21
66	Kemp, Brandon	T	6-6	317	1/18/97	1	Valdosta State	Atlanta, Ga.	FA-'20
49	Moore, Briley	TE	6-4	240	1/13/98	R	Kansas State	Blue Springs, Mo.	FA-'21
28d	Peterson, Kevin	CB	5-11	185	3/22/94	4	Oklahoma State	Wagoner, Okla.	FA-'21
79	Qvale, Brent	T	6-7	315	3/11/91	7	Nebraska	Williston, N.D.	FA-'21
38d	Smith, Maurice	DB	6-0	194	6/14/95	3	Georgia	Sugar Land, Texas	FA-'20
<b>RESERVE/COVID-19 (1):</b>									
95	Rush, Anthony	DT	6-4	361	9/1/96	3	Alabama-Birmingham	Raleigh, N.C.	FA-'21

Active Roster Count: 81

As of Aug. 23, 2021

**HEAD COACH: MIKE VRABEL**

**ASSISTANT COACHES:** SHANE BOWEN (defensive coordinator), TODD DOWNING (offensive coordinator), CRAIG AUKERMAN (special teams), BRIAN BELL (strength and conditioning assistant), SCOTT BOOKER (safeties), KEITH CARTER (offensive line), RYAN CROW (outside linebackers), TONY DEWS (running backs), MATT EDWARDS (assistant special teams), ERIK FRAZIER (offensive skill assistant), MONDRAY GEE (strength and conditioning assistant), JIM HASLETT (inside linebackers), JASON HOUGHTALING (offensive line assistant), ZAK KUHR (inside linebackers assistant), ANTHONY MIDGET (secondary), ROB MOORE (wide receivers), PAT O'HARA (quarterbacks), FRANK PIRAINO (strength and conditioning), JIM SCHWARTZ (senior defensive assistant), LUKE STECKEL (tight ends), JOHN STREICHER (coordinator of football development), MIKE SULLIVAN (assistant offensive line), KENECHI UDEZE (defensive line assistant), TERRELL WILLIAMS (defensive line)

GAME PREVIEW

TEAM NOTES

PLAYER NOTES

MEDIA

STATISTICS

ROSTERS

# TENNESSEE TITANS NUMERICAL ROSTER

NO.	NAME	POS.	HT.	WT.	AGE	EXP.	COLLEGE	HOMETOWN	ACQUIRED
2	Julio Jones	WR	6-3	220	32	11	Alabama	Foley, Ala.	T (ATL)-'21
3	Caleb Farley	CB	6-2	197	22	R	Virginia Tech	Maiden, N.C.	D1-'21
4	Sam Ficken	K	6-1	192	28	3	Penn State	Valparaiso, Ind.	W (NYJ)-'21
5	Logan Woodside	QB	6-1	213	26	2	Toledo	Frankfort, Ky.	FA-'19
6	Brett Kern	P	6-2	214	35	14	Toledo	Grand Island, N.Y.	W (DEN)-'09
10	Dez Fitzpatrick	WR	6-2	208	23	R	Louisville	Farmington Hills, Mich.	D4a-'21
11	A.J. Brown	WR	6-1	226	24	3	Mississippi	Starkville, Miss.	D2-'19
12	Mason Kinsey	WR	5-10	198	22	1	Berry College	Demorest, Ga.	FA-'21
13	Cameron Batson	WR	5-8	175	25	4	Texas Tech	Oklahoma City, Okla.	FA-'18
14	Matt Barkley	QB	6-2	234	30	9	Southern California	Newport Beach, Calif.	FA-'21
15	Nick Westbrook-Ikhine	WR	6-2	211	24	2	Indiana	Lake Mary, Fla.	FA-'20
17	Ryan Tannehill	QB	6-4	217	33	10	Texas A&M	Big Spring, Texas	T (MIA)-'19
18	Josh Reynolds	WR	6-3	196	26	5	Texas A&M	San Antonio, Texas	UFA (LAR)-'21
20	Jackrabbit Jenkins	CB	5-10	190	32	10	North Alabama	Pahokee, Fla.	FA-'21
21	Matthias Farley	S	5-11	209	29	6	Notre Dame	Charlotte, N.C.	UFA (NYJ)-'21
22	Derrick Henry	RB	6-3	247	27	6	Alabama	Yulee, Fla.	D2c-'16
23	Chris Jones	CB	6-0	200	26	3	Nebraska	Jacksonville, Fla.	FA-'21
24	Elijah Molden	CB	5-10	192	22	R	Washington	West Linn, Ore.	D3b-'21
25d	Clayton Geathers	S	6-2	216	29	6	Central Florida	Georgetown, S.C.	FA-'21
25o	Brian Hill	RB	6-1	219	25	5	Wyoming	Belleville, Ill.	FA-'21
26	Kristian Fulton	CB	5-11	197	22	2	Louisiana State	New Orleans, La.	D2-'20
28	Jeremy McNichols	RB	5-9	205	25	2	Boise State	Santa Margarita, Calif.	FA-'20
29	Dane Cruikshank	DB	6-1	209	26	4	Arizona	Chino Hills, Calif.	D5-'18
30	Bradley McDougald	S	6-1	215	30	9	Kansas	Dublin, Ohio	FA-'21
31	Kevin Byard	S	5-11	212	28	6	Middle Tennessee State	Lithonia, Ga.	D3-'16
32d	Jamal Carter	S	6-1	215	27	4	Miami (Fla.)	Naranja, Fla.	FA-'21
32o	Darrynton Evans	RB	5-10	203	23	2	Appalachian State	Oak Hill, Fla.	D3-'20
33	Brady Breeze	S	6-0	197	23	R	Oregon	Lake Oswego, Ore.	D6b-'21
35	Chris Jackson	DB	5-10	193	23	2	Marshall	Tallahassee, Fla.	D7b-'20
36	Briean Boddy-Calhoun	CB	5-9	193	28	4	Minnesota	Wilmington, Del.	FA-'21
37	Amani Hooker	DB	5-11	210	23	3	Iowa	Minneapolis, Minn.	D4-'19
38	Mekhi Sargent	RB	5-8	208	23	R	Iowa	Key West, Fla.	FA-'21
39	Breon Borders	CB	6-0	189	26	3	Duke	Statesville, N.C.	FA-'20
41	Khari Blasingame	FB	6-0	233	25	3	Vanderbilt	New Market, Ala.	FA-'19
42	Miller Forristall	TE	6-5	239	23	R	Alabama	Cartersville, Ga.	FA-'21
44	Tory Carter	FB	6-0	229	22	R	Louisiana State	Valdosta, Ga.	FA-'21
45	Justin March-Lillard	LB	5-11	228	28	7	Akron	Danville, Ill.	FA-'21
46	Morgan Cox	LS	6-4	233	35	12	Tennessee	Collierville, Tenn.	UFA (BAL)-'21
47	Jan Johnson	LB	6-2	231	25	1	Penn State	Mohnton, Pa.	FA-'21
48	Bud Dupree	OLB	6-4	289	28	7	Kentucky	Irwinton, Ga.	UFA (PIT)-'21
49	Nick Dzubnar	LB	6-1	240	30	7	Cal Poly - San Luis Obispo	Mission Viejo, Calif.	UFA (LAC)-'20
50	Derick Roberson	OLB	6-3	250	25	3	Sam Houston State	San Antonio, Texas	FA-'19
51	David Long Jr.	LB	5-11	227	24	3	West Virginia	Cincinnati, Ohio	D6-'19
52	Daniel Munyer	C	6-1	305	29	4	Colorado	Harbor City, Calif.	FA-'19
54	Rashaan Evans	LB	6-2	232	25	4	Alabama	Auburn, Ala.	D1-'18
55	Jayon Brown	LB	6-0	226	26	5	UCLA	Long Beach, Calif.	D5-'17
56	Monty Rice	LB	6-0	233	22	R	Georgia	Huntsville, Ala.	D3a-'21
57d	Wyatt Ray	OLB	6-3	255	24	2	Boston College	Boca Raton, Fla.	FA-'20
57o	Jordan Roos	G	6-3	302	28	3	Purdue	Celina, Texas	FA-'21
58	Harold Landry III	OLB	6-2	252	25	4	Boston College	Spring Lake, N.C.	D2-'18
59	John Simon	OLB	6-2	260	30	9	Ohio State	Youngstown, Ohio	FA-'21
60	Ben Jones	C	6-3	308	32	10	Georgia	Brent, Ala.	UFA (HOU)-'16
64	Nate Davis	G	6-3	316	24	3	Charlotte	Ashburn, Va.	D3-'19
67	Cole Banwart	C/G	6-4	298	24	R	Iowa	Ottosen, Iowa	FA-'21
68	Chandon Herring	OL	6-7	307	25	R	Brigham Young	Gilbert, Ariz.	FA-'21
69o	Christian DiLauro	T	6-6	300	26	1	Illinois	Uniontown, Ohio	FA-'21
69d	Naquan Jones	DT	6-3	313	23	R	Michigan State	Evanston, Ill.	FA-'21
70	Ty Sambrailo	T	6-5	311	29	7	Colorado State	Watsonville, Calif.	FA-'20
71	Kendall Lamm	T	6-5	310	29	7	Appalachian State	Matthews, N.C.	UFA (CLE)-'21
72	David Quessenberry	OL	6-5	305	30	3	San Jose State	La Jolla, Calif.	FA-'18
75	Dillon Radunz	OL	6-6	301	23	R	North Dakota State	Becker, Minn.	D2-'21
76	Rodger Saffold III	G	6-5	325	33	12	Indiana	Bedford, Ohio	UFA (LAR)-'19
77	Taylor Lewan	T	6-7	309	30	8	Michigan	Cave Creek, Ariz.	D1-'14
78	Woodrow Hamilton IV	DT	6-3	315	28	3	Mississippi	Raleigh, Miss.	FA-'21
80	Chester Rogers	WR	6-0	184	27	5	Grambling State	Huntsville, Ala.	FA-'20
81	Racey McMath	WR	6-3	217	22	R	Louisiana State	New Orleans, La.	D6a-'21
82	Fred Brown	WR	6-1	195	27	2	Mississippi State	Jackson, Miss.	FA-'21
84	Jared Pinkney	TE	6-4	255	24	1	Vanderbilt	Norcross, Ga.	FA-'21
85	Luke Stocker	TE	6-5	253	33	11	Tennessee	Berea, Ky.	FA-'21
86	Anthony Firkser	TE	6-2	246	26	4	Harvard	Manalapan, N.J.	FA-'18
87	Geoff Swaim	TE	6-4	260	27	7	Texas	Chico, Calif.	FA-'20
88	Marcus Johnson	WR	6-1	207	27	5	Texas	Clear Springs, Texas	FA-'20
89	Tommy Hudson	TE	6-3	255	24	1	Arizona State	San Jose, Calif.	FA-'20
91	Larrell Murchison	DL	6-2	297	24	2	North Carolina State	Elizabethtown, N.C.	D5-'20
92	Ola Adeniyi	OLB	6-1	248	23	4	Toledo	Fort Bend County, Texas	FA-'21
93	Teair Tart	DT	6-2	304	24	2	Florida International	Philadelphia, Pa.	FA-'20
94	Kyle Peko	DT	6-1	305	28	3	Oregon State	La Habra, Calif.	FA-'21
96	Denico Autry	DL	6-5	285	31	8	Mississippi State	Albemarle, N.C.	UFA (IND)-'21
98	Jeffery Simmons	DT	6-4	305	24	3	Mississippi State	Macon, Miss.	D1-'19
99	Rashad Weaver	OLB	6-4	259	23	R	Pittsburgh	Fort Lauderdale, Fla.	D4b-'21
<b>NON-FOOTBALL INJURY (1):</b>									
62	Aaron Brewer	G/C	6-1	295	23	2	Texas State	Dallas, Texas	FA-'20
<b>RESERVE/INJURED (7):</b>									
28d	Kevin Peterson	CB	5-11	185	27	4	Oklahoma State	Wagoner, Okla.	FA-'21
38d	Maurice Smith	DB	6-0	195	26	3	Georgia	Sugar Land, Texas	FA-'21
49	Briley Moore	TE	6-4	240	23	R	Kansas State	Blue Springs, Mo.	FA-'21
53d	B.J. Bello	LB	6-3	229	26	4	Illinois State	New Lenox, Ill.	FA-'21
66	Brandon Kemp	T	6-6	317	24	1	Valdosta State	Atlanta, Ga.	FA-'20
79	Brent Qvale	T	6-7	315	30	7	Nebraska	Williston, N.D.	FA-'21
97	Trevon Coley	DT	6-1	300	27	5	Florida Atlantic	Miramar, Fla.	FA-'21
<b>RESERVE/COVID-19 (1):</b>									
95	Anthony Rush	DT	6-4	361	24	3	Alabama-Birmingham	Raleigh, N.C.	FA-'21

Active Roster Count: 81

As of Aug. 23, 2021

**HEAD COACH: MIKE VRABEL**

**ASSISTANT COACHES:** SHANE BOWEN (defensive coordinator), TODD DOWNING (offensive coordinator), CRAIG AUKERMAN (special teams), BRIAN BELL (strength and conditioning assistant), SCOTT BOOKER (safeties), KEITH CARTER (offensive line), RYAN CROW (outside linebackers), TONY DEWS (running backs), MATT EDWARDS (assistant special teams), ERIK FRAZIER (offensive skill assistant), MONDRAY GEE (strength and conditioning assistant), JIM HASLETT (inside linebackers), JASON HOUGHTALING (offensive line assistant), ZAK KUHR (inside linebackers assistant), ANTHONY MIDGET (secondary), ROB MOORE (wide receivers), PAT O'HARA (quarterbacks), FRANK PIRAINO (strength and conditioning), JIM SCHWARTZ (senior defensive assistant), LUKE STECKEL (tight ends), JOHN STREICHER (coordinator of football development), MIKE SULLIVAN (assistant offensive line), KENECHI UDEZE (defensive line assistant), TERRELL WILLIAMS (defensive line)

HOW ACQUIRED KEY: FA (free agent), UFA (unrestricted free agent), RFA (restricted free agent), D (draft pick), W (waivers), T (trade)

GAME PREVIEW

TEAM NOTES

PLAYER NOTES

MEDIA

STATISTICS

ROSTERS