



SAINT THOMAS SPORTS PARK | 460 Great Circle Road | Nashville, TN 37228 | 615-565-4100 | TennesseeTitans.com | @Titans

ROBBIE BOHREN Senior Director of Communications | DWIGHT SPRADLIN Assistant Director of Media Relations

JARED PUFFER Media Relations Manager | KATE GUERRA Team Publicist | KIM SMITH Media Relations Coordinator

FOR IMMEDIATE RELEASE

SEPTEMBER 7, 2020



TITANS OPEN SEASON AT DENVER ON MONDAY NIGHT FOOTBALL



Tennessee Titans (0-0) at Denver Broncos (0-0)

Monday, Sept. 14, 2020 • 9:20 p.m. CDT • Empower Field at Mile High • Denver, Colo. • TV: ESPN/FOX 17

NASHVILLE — The Tennessee Titans (0-0) travel to Denver this week to open their season against the Broncos (0-0) on Monday Night Football. The game marks the Titans' first Monday night season opener in franchise history. Kickoff at Empower Field at Mile High is scheduled for 8:20 p.m. MDT/9:20 p.m. CDT on Sept. 14.

It will be the third season opener in franchise history against the Broncos and the first in 48 years. The last time was a 30-17 Oilers loss at Denver in 1972, preceded by an Oilers home win in 1966.

The Titans, who are opening on the road for the third consecutive year, are 31-29 all-time on Kickoff Weekend, including an 11-10 mark in the Titans era, which began in 1999. In 2019, they ended a three-game losing skid in Week 1 contests with a victory at Cleveland.

Another Titans franchise first will occur in Denver: No fans will be present at the game. The Broncos, in collaboration with the state of Colorado, made the decision to not have fans present at home games for the start of their season due to the coronavirus outbreak. The Titans and the city of Nashville announced a similar decision for the Titans' home opener next week against the Jacksonville Jaguars.

THE BROADCAST

ESPN will broadcast the game to a national audience, while the telecast also can be seen locally in Nashville on WZTV FOX 17. The broadcast team includes play-by-play announcer **Steve Levy**, analysts **Brian Griese** and **Louis Riddick**, reporter **Lisa Salter**, and officiating analyst **John Parry**.

Fans can livestream the game on their mobile devices from the Titans Mobile App (iOS and Android) and on TennesseeTitans.com mobile web. Restrictions apply. For more information visit TennesseeTitans.com or NFL.com/ways-to-watch.

The Titans Radio Network, including Nashville flagship 104.5 The Zone, will carry the game across the Mid-South with the "Voice of the Titans" **Mike Keith**, analyst **Dave McGinnis**, sideline reporter **Amie Wells**, and gameday hosts **Rhett Bryan** and **Jonathan Hutton**.

Additionally, Westwood One Sports will broadcast the game to a national radio audience. Play-by-play announcer **Kevin Harlan** and analyst **Kurt Warner** will have the call.

TAKING THE NEXT STEP

Following a virtual offseason program and a training camp with no preseason games as a result of the COVID-19 pandemic, the Titans are set to face an opponent for the first time since walking off the field in last season's AFC Championship Game at Kansas City, where a memorable run was cut short one victory shy of the Super Bowl. Head coach **Mike Vrabel's** team earned a wild card berth and then went on the road to knock off the New England Patriots and the top-seeded Baltimore Ravens in the first two playoff rounds, respectively, before being ousted by the eventual Super Bowl



2020 TITANS SCHEDULE

Day	Date	Opponent	Kickoff	TV
Mon.	Sept. 14	at Denver	9:20 p.m.	ESPN
Sun.	Sept. 20	JACKSONVILLE	Noon	CBS
Sun.	Sept. 27	at Minnesota	Noon	CBS
Sun.	Oct. 4	PITTSBURGH	Noon	CBS
Sun.	Oct. 11	BUFFALO	Noon*	CBS
Sun.	Oct. 18	HOUSTON	Noon*	CBS
Sun.	Oct. 25	Bye		
Sun.	Nov. 1	at Cincinnati	Noon*	CBS
Sun.	Nov. 8	CHICAGO	Noon*	FOX
Thur.	Nov. 12	INDIANAPOLIS	7:20 p.m.	FOX/NFLN/ Amazon
Sun.	Nov. 22	at Baltimore	Noon*	CBS
Sun.	Nov. 29	at Indianapolis	Noon*	CBS
Sun.	Dec. 6	CLEVELAND	Noon*	CBS
Sun.	Dec. 13	at Jacksonville	Noon*	CBS
Sat./Sun.	Dec. 19/20	DETROIT	TBD	TBD
Sun.	Dec. 27	at Green Bay	7:20 p.m.*	NBC
Sun.	Jan. 3	at Houston	Noon*	CBS

All kickoff times Central

* Time, TV subject to change

AFC SOUTH STANDINGS

TEAM	W	L	T	PCT	DIV	CONF
Tennessee Titans	0	0	0	-	0-0	0-0
Jacksonville Jaguars	0	0	0	-	0-0	0-0
Indianapolis Colts	0	0	0	-	0-0	0-0
Houston Texans	0	0	0	-	0-0	0-0

THIS WEEK (central time): Hou at KC (Thu 8:20), Ind at Jax (Sun 12:00), Ten at Den (Mon 9:20)

NEXT WEEK (central time): Bal at Hou (Sun 12:00), Min at Ind (Sun 12:00), Jax at Ten (Sun 12:00)

champion Chiefs.

Tennessee achieved its fourth consecutive winning record and its second playoff berth in four seasons since controlling owner **Amy Adams Strunk** hired **Jon Robinson** as general manager. With 9-7 finishes every year since 2016, the Titans enter 2020 with the NFL's fourth-longest active streak of winning records. Only the New England Patriots (19), the Seattle Seahawks (eight) and the Chiefs (seven) have longer such streaks.

Early in the 2020 offseason, the Titans signed several free agents to address depth and provide veteran competition at key spots. Included in the signings were former Atlanta Falcons outside linebacker **Vic Beasley Jr.**, former Falcons defensive lineman **Jack Crawford** and former Houston Texans cornerback **Johnathan Joseph**.

Two significant free agent acquisitions—outside linebacker **Jadeveon Clowney** and kicker **Stephen Gostkowski**—joined the Titans much later in the year. Clowney agreed to terms with the Titans on Sept. 6, only eight days before the season opener. A three-time Pro Bowl selection (2016-18), Clowney spent his first five seasons with the Texans before being traded to the Seattle Seahawks in 2019. With 32 career sacks, he also is one of only three NFL players with at least 60 tackles for loss, eight forced fumbles and 150 quarterback pressures since 2016, along with **Aaron Donald** and **Chandler Jones**.

The addition of Gostkowski was announced on Sept. 3. The veteran of 14 previous seasons with the New England Patriots earned four Pro Bowl selections and three Super Bowl rings during his time in New England. His 87.4 percentage on field goals (374 of 428) ranks fifth in NFL history.

The 2020 NFL Draft provided the Titans six total additions, beginning with Georgia offensive tackle **Isaiah Wilson** with the 29th overall pick in the first round. The draft class also includes second-round cornerback **Kristian Fulton** (Louisiana State) and third-round running back **Darrynton Evans** (Appalachian State).

BUILDING BLOCKS

Perhaps Robinson's two most critical moves since the AFC Championship were locking up a pair of the team's own free agents with new, multi-year contracts—quarterback **Ryan Tannehill** and running back **Derrick Henry**.

Tannehill, acquired in a trade with the Miami Dolphins, was a catalyst for the team's resurgence in 2019, taking control as the starter in Week 7 and finishing the campaign with a league-best 117.5 passer rating. He was named to his first Pro Bowl and voted the NFL's Comeback Player of the Year.

Henry won the NFL's rushing title with 1,540 yards on 303 attempts (4.8 avg.). His 16 rushing touchdowns put him in a tie with Green Bay's **Aaron Jones** atop the league leaderboard and placed second in franchise annals. Over his final nine games—six games in the regular season plus three playoff appearances—Henry totaled seven 100-yard performances. In addition to being selected to his first Pro Bowl, he garnished second-team Associated Press All-Pro recognition and the FedEx Ground Player of the Year award.

The Titans' leading receiver in 2019 was rookie **A.J. Brown**, a second-

round pick. Brown finished first among all NFL rookies in receiving yards (1,051), and he tied for the rookie lead in touchdown receptions (eight). Among all players, his 20.2-yard receiving average ranked second (20.4 by **Mike Williams**). At the conclusion of the season, Brown finished third in AP Offensive Rookie of the Year voting.

In total, the Titans return 10 of their 11 regular offensive starters from last season. The lone exception is at right tackle, where veteran **Dennis Kelly** is first on the depth chart to begin the season.

The offensive coaching staff remains intact, as **Arthur Smith** enters his second year as offensive coordinator after an impressive debut. The 2019 Titans ranked third in the NFL in rushing (138.9 yards per game), first in red zone efficiency (75.6 touchdown percent), fourth in yards per play (6.12) and tied for third in total touchdowns (54). Over their final 10 games (Week 7-17), they ranked third in both scoring (30.4 points per game) and total offense (406.2 yards per game).

The vast majority of key contributors on defense return as well. The unit's major statistical leaders in 2019 were safety **Kevin Byard** (five interceptions), outside linebacker **Harold Landry III** (nine sacks) and inside linebacker **Rashaan Evans** (139 tackles), and all three are back in their same roles.

Despite little turnover in defensive personnel, the defense does face significant changes to its leadership structure. After running the defense for two seasons, during which time the Titans finished second in the NFL in points allowed per game (19.3), former defensive coordinator **Dean Pees** announced his retirement on Jan. 20. Vrabel, who served as the defensive coordinator for the Houston Texans prior to his arrival in Tennessee, did not name a new defensive coordinator upon Pees' departure.

Additionally, the Titans have hired a new secondary coach and a new inside linebackers coach. Veteran coaches **Anthony Midget** and **Jim Haslett** were picked by Vrabel for those respective positions.

VRABEL IN YEAR 3

In his first two seasons with the Titans, Vrabel led the team to 20 total wins—18 in the regular season and two in the playoffs. It amounted to the second-highest win total in franchise history in a head coach's first two years (**Jack Pardee**, 21 wins), and Vrabel became the organization's first head coach to win multiple playoff games within the first two years.

Since the NFL's current 12-team playoff format began in 1990, the Titans became only the third team to advance to a conference championship game after beginning the season with a record of 2-4 or worse (2002 Titans and 1996 Jacksonville Jaguars). The 2019 Titans also were the sixth No. 6 playoff seed to advance to a conference championship game and the first since 2010 (Green Bay Packers and New York Jets).

The 2020 campaign begins for Vrabel and his team with unprecedented challenges, as the NFL continues to protect against the spread of COVID-19 and its ramifications. A new reserve list category was created for players who either test positive for COVID-19 or who have been quarantined after having been in close contact with an infected person or persons. Players on reserve lists such as reserve/COVID-19 or reserve/injured do not count toward the NFL's roster limits.

The Titans face a formidable slate of opponents on the field. Among their 16 games during the regular season, the Titans play a total of six contests against five playoff clubs from 2019. Half of their road games are against playoff teams: the Minnesota Vikings (Sept. 27), the Baltimore Ravens (Nov. 22), the Green Bay Packers (Dec. 27) and the Houston Texans (Jan. 3). The Texans, who are the reigning AFC South champions, also visit Nissan Stadium on Oct. 18.

THE BRONCOS

The Titans' Week 1 opponents are led by head coach **Vic Fangio**, who begins his second season at the helm for the Broncos. A 41-year coaching veteran with 33 seasons of NFL experience, Fangio served as the Chicago Bears defensive coordinator from 2015–2018 before arriving in Denver in 2019.

The Broncos were 7-9 in Fangio's first season. However, they were 5-3 in the second half of the season, and all three losses were at the hands of eventual playoff teams. The Broncos defeated the Titans at Mile High in Week 6.

Broncos quarterback **Drew Lock** was a second-round draft pick in 2019 and started the club's final five games as a rookie, earning a 4-1 record. His passing statistics included 1,020 yards, seven touchdowns and three interceptions.

The Broncos defense is led by 10th-year outside linebacker **Von Miller**. Since entering the NFL in 2011, the seven-time Associated Press All-Pro leads the NFL in sacks (112.5) and ranks second in forced fumbles (27).



Derrick Henry led the NFL in rushing in 2019.

GAME INFORMATION

Date of Game	Monday, Sept. 14, 2020
Kickoff Time	8:20 p.m. MDT/9:20 p.m. CDT
Venue	Empower Field at Mile High
Location	Denver, Colo.
Opened in	2001
Surface	Natural Grass
Normal Capacity	76,125
Fans allowed?	No fans present to begin the season

Visiting Team	Tennessee Titans (0-0)
Website	www.TennesseeTitans.com
Media Guide	www.TennesseeTitans.com/Media
Franchise since	1960 (1960-96 Houston Oilers; 1997-98 Tennessee Oilers)
Ownership	Amy Adams Strunk (Controlling Owner and Co-Chairman, Board of Directors); Susie Adams Smith (Co-Chairman, Board of Directors); Kenneth S. Adams, IV (Board of Directors); Barclay Adams; Susan Lewis
President/CEO	Burke Nihill
EVP/General Manager	Jon Robinson
Head Coach	Mike Vrabel (2018-present)
Offensive Coordinator	Arthur Smith
2019 NFL Offensive Rank	12 (Total), 3 (Rush), 21 (Pass)
2019 NFL Defensive Rank	21 (Total), 12 (Rush), 24 (Pass)

Home Team	Denver Broncos (0-0)
Website	www.denverbroncos.com
Franchise since	1960
Owner	Pat Bowlen Trust
President & CEO	Joe Ellis
President of Football Ops/GM	John Elway
Head Coach	Vic Fangio (2019-present)
Offensive Coordinator	Pat Shurmur
Defensive Coordinator	Ed Donatell
2019 NFL Offensive Rank	28 (Total), 20 (Rush), 28 (Pass)
2019 NFL Defensive Rank	12 (Total), 16 (Rush), 11 (Pass)

Referee.....Scott Novak

Television.....ESPN

In Nashville.....WZTV Fox 17

Mobile*.....Titans Mobile Site, Titans App, ESPN, NFL App, Yahoo! Sports App

**Geographic and device restrictions apply. Data charges may apply.*

Play-by-Play	Steve Levy
Analysts	Brian Griese, Louis Riddick
Reporter	Lisa Salters
Officiating Analyst	John Parry

Radio	Titans Radio Network
Flagship	WGFX 104.5 FM-The Zone
Satellite Radio	Sirius 81, XM 226, SXM 226 (Streaming 830)
Play-by-Play	Mike Keith
Analyst	Dave McGinnis
Gameday Hosts	Rhett Bryan, Jonathan Hutton
Sideline Reporter	Amie Wells

National Radio	Westwood One Sports
Play-by-Play	Kevin Harlan
Analyst	Kurt Warner
Satellite Radio	Sirius 88, XM 88, SXM 888 (Streaming 88)



SERIES AT A GLANCE

- Overall series (regular & postseason): **Titans lead 23-18-1**
- Regular season series: **Titans lead 22-16-1**
- Postseason series: **Broncos lead 2-1**
- Total points: **Titans 1,040, Broncos 933**
- Current streak: **One win by Broncos**
- Titans at home vs. Broncos: **16-6 (including 1-0 in playoffs)**
- Titans on the road vs. Broncos: **7-12-1 (including 0-2 in playoffs)**
- Longest winning streak by Titans: **5 (1962-65)**
- Longest losing streak by Titans: **3 (1972-74, 2004-10)**
- Titans vs. Broncos at Nissan Stadium: **2-2**
- Last time at Nissan Stadium: **Broncos 10 at TITANS 13 (12-11-16)**
- Titans vs. Broncos at Empower Field at Mile High: **0-3**
- Last Time at Empower Field at Mile High: **Titans 0 at BRONCOS 16 (10-13-19)**
- First time: **OILERS 45 at Broncos 25 (11-6-60)**
- Mike Vrabel's record vs. Broncos: **0-1**
- Vic Fangio record vs. Titans: **1-0**
- Mike Vrabel's record vs. Vic Fangio: **0-1**

A TITANS VICTORY WOULD ...

- Improve the Titans' all-time Kickoff Weekend record to 32-29, including a 12-10 Kickoff Weekend record in the Titans era (since 1999).
- Give the Titans their second consecutive Week 1 victory. They won at Cleveland in their 2019 opener.
- Improve the Titans' all-time record against the Broncos to 24-18-1, including playoffs.
- Improve Mike Vrabel's career record to 21-15 as a head coach, including playoffs.
- Improve QB Ryan Tannehill's combined starting record in the regular season and playoffs to 52-50, including a 10-4 record with the Titans.
- Improve QB Ryan Tannehill's career record as a starter in season openers to 5-2.

WHAT TO LOOK FOR THIS WEEK

- RB **Derrick Henry** can notch his 14th career 100-yard rushing game, including regular season and playoffs.
- RB **Derrick Henry** (3,833 career rushing yards) needs 167 rushing yards to become the fifth player in franchise history to reach the 4,000-yard career rushing mark.
- P **Brett Kern** can become the seventh player in franchise history to play in 12 seasons with the organization, joining **Bruce Matthews** (1983–2001), **Elvin Bethea** (1968–1983), **Brad Hopkins** (1993–2005), **Gregg Bingham** (1973–1983), **Mike Munchak** (1982–1993) and **Craig Hentrich** (1998–2009). Kern would be the first to accomplish the feat exclusively in the "Titans era" (1999–present).
- QB **Ryan Tannehill** enters 2020 with a current streak of seven consecutive regular season games with at least two touchdown passes, which is the best streak of his career (five in 2015) and ranks second in franchise history to **Marcus Mariota's** record eight consecutive games with two touchdown passes in 2016.
- QB **Ryan Tannehill** enters 2020 with a current streak of 10 consecutive regular season games with at least one touchdown pass, the longest streak by a Titans quarterback since **Steve McNair** (10) from 2003 to 2004. McNair set the franchise record from 2001 to 2002 with a streak of 23 consecutive games with a touchdown pass.

SERIES HISTORY

This is the 43rd all-time meeting between the Broncos and Titans, two of the eight charter members of the American Football League. The Titans lead the series with a 23-18-1 record, including a 22-16-1 record in the regular season and 1-2 mark in the playoffs.

While they met twice per year in nine out of 10 AFL seasons (1960-69), these two franchises have seen relatively little of each other in recent history. Outside of a pair of preseason games (1998 and 2006), they have played just seven times since the Titans moved to Tennessee, although they did square off a season ago.

In Week 6 (Oct. 13) of the 2019 campaign, the Titans were shut out 16-0 by the Broncos at Empower Field at Mile High. Titans starting quarterback **Marcus Mariota** was replaced by **Ryan Tannehill** during the game, and Tannehill would go on to start the remainder of the season. The Titans finished 7-3 down the stretch to earn a wild card spot and ultimately advance to the AFC title game with Tannehill at the helm.

The last time the Titans and Broncos met at Nissan Stadium was Dec. 11, 2016. In a game that featured 180 rushing yards by the Titans and 350 passing yards by the Broncos, the Titans outlasted the defending Super Bowl champions for a 13-10 victory. The Titans defense produced three sacks and recovered two fumbles—the second of which came in the final minute to seal the victory. The Broncos were limited to 18 total rushing yards—the fifth-lowest total ever allowed by the Titans/Oilers defense.

The Broncos have won two out of three playoff meetings between the clubs. **Dan Pastorini** and **Earl Campbell** led the then-Oilers to a 13-7 Wild Card win in 1979 and would eventually fall in the AFC Championship Game that season to the Pittsburgh Steelers. The Oilers and Broncos also played in Divisional Playoff games following the 1987 and 1991 seasons, with quarterback **John Elway** leading the Broncos to victory both times.



MOST RECENT MATCHUPS

2011 Week 3 • Sept. 25, 2011 • Broncos 14 at TITANS 17

Matt Hasselbeck completes game-winning touchdown pass to Daniel Graham with less than five minutes remaining ... Hasselbeck is 27-of-36 passing for 311 yards, two touchdowns and no interceptions ... Will Witherspoon seals the win with a late interception ... The Titans overcome 11 penalties ... Titans wide receiver Kenny Britt goes out with a knee injury in second quarter.

2013 Week 14 • Dec. 8, 2013 • Titans 28 at BRONCOS 51

The Broncos storm back after the Titans take a 21-10 lead in the first half, accumulating 24 unanswered points and scoring on seven consecutive drives ... Kickoff temperature of 18 degrees makes it the fourth-coldest game in Titans/Oilers history ... Peyton Manning completes 39 of 59 passes for 397 yards and four touchdowns, while Matt Prater sets an NFL record with a 64-yard field goal for the Broncos ... Justin Hunter catches four passes from Ryan Fitzpatrick for 114 yards, including a 41-yard touchdown ... The Titans rush for three first-half touchdowns, including two by Shonn Greene.

2016 Week 14 • Dec. 11, 2016 • Broncos 10 at TITANS 13

The Titans rush for 180 yards on 42 carries, including a one-yard touchdown run by DeMarco Murray on the Titans' first drive ... The Broncos score 10 points in the fourth quarter after the Titans build a 13-0 lead in the first half ... The Titans recover two fumbles on defense, including a game-clinching recovery by Daimion Stafford in the final minute (forced by Avery Williamson) ... Trevor Siemian passes for 334 yards for Denver, but the Broncos are limited to 18 rushing yards on nine carries.

2019 Week 6 • Oct. 13, 2019 • Titans 0 at BRONCOS 16

The Titans suffer their first shutout loss since Oct. 14, 2018 vs. Baltimore ... The Broncos intercept Titans quarterbacks three times—the first two on passes by Marcus Mariota and the final time on a pass by Ryan Tannehill ... Tannehill relieves Mariota during the third quarter ... The Broncos limit Derrick Henry to 28 yards on 15 rushing attempts ... Brandon McManus boots three field goals for the Broncos, and Phillip Lindsay adds a touchdown.

ALL-TIME SERIES RESULTS

TITANS vs. BRONCOS

Titans lead 23-18-1, including playoffs

Date	Site	W/L	Score	Date	Site	W/L	Score
11-6-60	Den	W	45-25	10-14-73	Hou	L	20-48
11-20-60	Hou	W	20-10	12-8-74	Den	L	14-38
11-5-61	Den	W	55-13	10-10-76	Hou	W	17-3
11-26-61	Hou	W	45-14	12-4-77	Hou	L	14-24
10-21-62	Den	L	10-20	12-23-79	Hou	W	13-7 (WC)
12-2-62	Hou	W	34-17	11-2-80	Den	W	20-16
9-14-63	Hou	W	14-20	10-9-83	Hou	L	14-26
10-13-63	Den	W	33-24	10-6-85	Den	L	20-31
9-27-64	Den	W	38-17	10-4-87	Den	W	40-10
12-20-64	Hou	W	34-15	1-10-87	Den	L	10-34 (Div)
10-17-65	Den	L	17-28	10-6-91	Hou	W	42-14
11-14-65	Hou	L	21-31	1-4-92	Den	L	24-26 (Div)
9-3-66	Hou	W	45-7	10-18-92	Den	L	21-27
10-2-66	Den	L	38-40	11-26-95	Hou	W	42-33
10-1-67	Hou	W	10-6	12-25-04	Tenn	L	16-37
11-12-67	Den	W	20-18	11-19-07	Den	L	20-34
11-17-68	Hou	W	38-17	10-3-10	Tenn	L	20-26
10-26-69	Hou	W	24-21	9-25-11	Tenn	W	17-14
11-16-69	Den	T	20-20	12-8-13	Den	L	28-51
11-29-70	Hou	W	31-21	12-11-16	Tenn	W	13-10
9-17-72	Den	L	17-30	10-13-19	Den	L	0-16

TITANS-BRONCOS: THE LAST MEETING



Week 6: Titans 0, Broncos 16
Sunday, Oct. 13, 2019 • 2:25 p.m. MDT • Empower Field at Mile High



GAME RECAP

In Week 6 of the 2019 season, the Titans traveled to Denver to take on the Broncos and lost by a score of 16-0.

On Denver's opening possession, the Broncos constructed an eight-play, 32-yard scoring drive. Broncos RB **Phillip Lindsay** contributed 13 yards on the ground, and Broncos RB **Royce Freeman** accounted for 11 rushing yards. Broncos K **Brandon McManus** converted a 31-yard field goal for an early 3-0 Denver lead.

In the second quarter, Denver tacked on another field goal to double their lead. Broncos QB **Joe Flacco** tossed a 41-yard pass to Broncos WR **Courtland Sutton**, but the Titans defense forced Denver to settle for a 53-yard field goal. The Broncos went ahead, 6-0.

In the third quarter, the Broncos added a touchdown on a six-play, 41-yard scoring drive. Flacco connected with Freeman for a 19-yard reception, and then with Broncos WR **DaeSean Hamilton** for a 13-yard catch, as ultimately Lindsay ran in a two-yard score for a 13-0 lead.

Denver put up three more points on a successful 48-yard field goal attempt in the fourth quarter, 16-0. Despite the defense allowing Denver to convert just two of 14 third down attempts on the day, Tennessee was unable to mount a comeback after replacing QB **Marcus Mariota** with QB **Ryan Tannehill** in the second half. The Titans fell on the road, 16-0.

SCORING

	1	2	3	4	Final
Tennessee	0	0	0	0	0
Denver	3	3	7	3	16

TEAM	SCORING PLAY	TIME
Broncos	B.McManus 31 yd. Field Goal	1-10:16
Broncos	B.McManus 53 yd. Field Goal	2-4:40
Broncos	P.Lindsay 2 yd. run (B.McManus kick)	3-4:56
Broncos	B.McManus 48 yd. Field Goal	4-4:53

Missed FGs: None

Attendance: 75,815

Time of Game: 2:55

Weather: Sunny, 69° F, wind E 7 mph

Referee: Alex Kemp

CLICK TO WATCH HIGHLIGHTS



TEAM STATISTICS

	Titans	Broncos
TOTAL FIRST DOWNS	12	11
THIRD DOWN EFFICIENCY	2-14-14%	2-14-14%
FOURTH DOWN EFFICIENCY	0-2-0%	0-0-0%
TOTAL NET YARDS	204	270
Plays - Avg.	62-3.3	59-4.6
NET YARDS RUSHING	39	103
Rushes - Avg.	21-1.9	30-3.4
NET YARDS PASSING	165	167
Sacks - Yards Lost	7-42	1-10
PASS ATT-COMP-INT	34-20-3	28-18-1
PUNTS - Avg.	9-47.1	8-50.1
Net Punting Average	41.8	45.3
PUNT RETURNS - Yards	3-19	3-48
KICKOFF RETURNS - Yards	1-16	0-0
INTERCEPTIONS - Yards	1-25	3-40
PENALTIES Number and Yards	6-40	8-51
FUMBLES - Lost	1-0	2-0
TOUCHDOWNS	0	1
FIELD GOALS Made-Attempts	0-0	3-3
RED ZONE EFFICIENCY	0-2-0%	1-2-50%
GOAL TO GO EFFICIENCY	0-0-0%	1-1-100%
SAFETIES	0	0
GIVEAWAYS	3	1
TAKEAWAYS	1	3
TIME OF POSSESSION	30:14	29:46

TITANS STARTERS

OFFENSE			DEFENSE		
WR 11	A.Brown	NT 90	D.Jones		
TE 82	De.Walker	DT 99	J.Casey		
LT 77	T.Lewan	OLB 93	R.Gilbert		
LG 76	R.Saffold	ILB 54	R.Evans		
C 60	B.Jones	ILB 55	J.Brown		
RG 64	N.Davis	OLB 58	H.Landry		
RT 78	J.Conklin	CB 26	L.Ryan		
WR 10	A.Humphries	SS 24	K.Vaccaro		
QB 8	M.Mariota	FS 31	K.Byard		
RB 22	D.Henry	CB 21	M.Butler		
TE 85	M.Pruitt	CB 25	A.Jackson		

BRONCOS STARTERS

OFFENSE			DEFENSE		
WR 10	E.Sanders	DE 96	S.Harris		
LT 72	G.Bolles	NT 98	M.Purcell		
LG 66	D.Risner	DE 95	D.Wolfe		
C 60	C.McGovern	SLB 59	M.Reed		
RG 65	R.Leary	WLB 58	V.Miller		
RT 68	E.Wilkinson	ILB 45	A.Johnson		
TE 87	N.Fant	ILB 51	T.Davis		
WR 14	C.Sutton	LCB 25	C.Harris		
RB 30	P.Lindsay	RCB 27	D.Harris		
QB 5	J.Flacco	SS 22	K.Jackson		
WR 17	D.Hamilton	FS 31	J.Simmons		

TITANS INDIVIDUAL STATISTICS

Rushing	Att	Yds	Avg	Lg	TD
D.Henry	15	28	1.9	6	0
R.Tannehill	1	6	6.0	6	0
M.Mariota	2	4	2.0	5	0
D.Dawkins	2	2	1.0	1	0
D.Lewis	1	-1	-1.0	-1	0
Total	21	39	1.9	6	0

Passing	Att	Cmp	Yds	TD	Lg	IN	Rt
M.Mariota	18	7	63	0	17	2	9.5
R.Tannehill	16	13	144	0	25	1	78.1
Total	34	20	207	0	25	3	39.7

Receiving	No	Yds	Avg	Lg	TD
A.Humphries	6	47	7.8	16	0
De.Walker	3	43	14.3	18	0
C.Davis	3	36	12.0	18	0
D.Lewis	3	20	6.7	9	0
A.Brown	2	23	11.5	13	0
A.Firkser	1	25	25.0	25	0
J.Smith	1	8	8.0	8	0
D.Henry	1	5	5.0	5	0
Total	20	207	10.4	25	0

Interceptions	No	Yds	Avg	Lg	TD
K. Byard	1	25	25.0	25	0
Total	1	25	25.0	25	0

Leading Tacklers (Coaching Totals)

R. Evans 11-7-4; W. Woodyard 8-7-1; K. Vaccaro 8-5-3

Sacks: W. Woodyard 1

FF: L. Ryan 1 FR: None

BRONCOS INDIVIDUAL STATISTICS

Rushing	Att	Yds	Avg	Lg	TD
P.Lindsay	15	70	4.7	30	1
R.Freeman	11	34	3.1	8	0
J.Flacco	4	-1	-0.3	1	0
Total	30	103	3.4	30	1

Passing	Att	Cmp	Yds	TD	Lg	IN	Rt
J.Flacco	28	18	177	0	41	1	67.1
Total	28	18	177	0	41	1	67.1

Receiving	No	Yds	Avg	Lg	TD
R.Freeman	5	42	8.4	19	0
C.Sutton	4	76	19.0	41	0
D.Hamilton	2	25	12.5	13	0
N.Fant	2	16	8.0	11	0
P.Lindsay	2	5	2.5	3	0
A.Janovich	1	8	8.0	8	0
F.Brown	1	5	5.0	5	0
E.Sanders	1	0	0.0	0	0
Total	18	177	9.8	41	0

Interceptions	No	Yds	Avg	Lg	TD
K. Jackson	1	24	24.0	24	0
C. Harris	1	11	11.0	11	0
J. Simmons	1	5	5.0	5	0
Total	3	40	13.3	24	0

Leading Tacklers (Press Box Totals)

A. Johnson 9-6-3; T. Davis 7-6-1; M. Purcell 5-5-0

Sacks: D. Wolfe 2; D. Walker 2; A. Johnson 1.5;

S. Harris 1; V. Miller 0.5

FF: C. Harris 1 FR: None

2019 TALE OF THE TAPE

OFFENSE	Tenn.	Denv.	NFL/Avg
GAMES (Won-Lost)	9-7	7-9	---
FIRST DOWNS	317	279	324.0
Rushing	104	77	97.3
Passing	177	162	193.8
Penalty	36	40	32.9
YDS GAINED (tot)	5,805	4,777	5,565.8
Avg per Game	362.8	298.6	347.9
RUSHING (net)	2,223	1,662	1,806.4
Avg per Game	138.9	103.9	112.9
Rushes	445	409	418.3
Yards per Rush	5.0	4.1	4.3
PASSING (net)	3,582	3,115	3,759.4
Avg per Game	223.9	194.7	235.0
Passes Att.	448	504	557.9
Completed	297	312	354.1
Pct Completed	66.3	61.9	63.5
Yards Gained	3,956	3,401	4,028.5
Sacked	56	41	39.9
Yards Lost	374	286	269.1
Had intercepted	8	10	12.8
Yards Opp Ret	204	118	162.8
Opp TDs on Int	0	0	1.1
PUNTS	78	78	67.5
Avg Yards	47.1	44.4	45.2
PUNT RETURNS	22	27	27.4
Avg Return	7.7	7.7	7.6
Returned for TD	0	0	0.2
KICKOFF RETURNS	30	21	29.3
Avg Return	21.3	25.4	22.5
Returned for TD	0	0	0.2
PENALTIES	99	110	107.8
Yards Penalized	932	912	915.8
FUMBLES BY	21	21	20.3
Fumbles Lost	9	6	9.4
Opp Fumbles	16	16	20.3
Opp Fum Lost	9	7	9.4
POSS. TIME (avg)	28:31	29:21	30:00
TOUCHDOWNS	54	28	41.6
Rushing	21	11	14.0
Passing	29	16	24.9
Returns	4	1	2.8
EXTRA-PT KICKS	50/52	25/26	94%
2-PT CONVERSIONS	1/2	1/2	48%
FIELD GOALS/FGA	8/18	29/34	25/31
POINTS SCORED	402	282	365.0
DEFENSE	Tenn.	Denv.	NFL/Avg
POINTS ALLOWED	331	316	365.0
OPP FIRST DOWNS	335	305	324.0
Rushing	95	96	97.3
Passing	213	175	193.8
Penalty	27	34	32.9
OPP YARDS GAINED	5,752	5,392	5,565.8
Avg per Game	359.5	337.0	347.9
OPP RUSHING (net)	1,672	1,783	1,806.4
Avg per Game	104.5	111.4	112.9
Rushes	415	426	418.3
Yards per Rush	4.0	4.2	4.3
OPP PASSING (net)	4,080	3,609	3,759.4
Avg per Game	255.0	225.6	235.0
Passes Att.	598	537	557.9
Completed	386	348	354.1
Pct Completed	64.5	64.8	63.5
Sacked	43	40	39.9
Yards Lost	276	213	269.1
INTERCEPTED BY	14	10	12.8
Yards Returned	158	87	162.8
Returned for TD	1	0	1.1
OPP PUNT RETURNS	30	32	27.4
Avg return	9.0	9.8	7.6
OPP KICKOFF RET	37	17	29.3
Avg return	23.7	26.8	22.5
OPP TOUCHDOWNS	39	31	41.6
Rushing	14	9	14.0
Passing	25	19	24.9
Returns	0	3	2.8

2020 SCHEDULE & RESULTS



REGULAR SEASON			
Date	Opponent	W/L	Score
09/14	at Denver		
09/20	Jacksonville		
09/27	at Minnesota		
10/04	Pittsburgh		
10/11	Buffalo		
10/18	Houston		
11/01	at Cincinnati		
11/08	Chicago		
11/12	Indianapolis		
11/22	at Baltimore		
11/29	at Indianapolis		
12/06	Cleveland		
12/13	at Jacksonville		
12/19-20	Detroit		
12/27	at Green Bay		
01/03	at Houston		

REGULAR SEASON			
Date	Opponent	W/L	Score
09/14	Tennessee		
09/20	at Pittsburgh		
09/27	Tampa Bay		
10/01	at NY Jets		
10/11	at New England		
10/18	Miami		
10/25	Kansas City		
11/08	at Atlanta		
11/15	at Las Vegas		
11/22	LA Chargers		
11/29	New Orleans		
12/06	at Kansas City		
12/13	at Carolina		
12/19-20	Buffalo		
12/26-27	at LA Chargers		
01/03	Las Vegas		

2019 REGULAR SEASON INDIVIDUAL LEADERS

Passing		Att	Cmp	Yds	Pct	Y/Att	TD	Int	Lg	Sack/Lost	Rtg
Titans	R. Tannehill	286	201	2,742	70.3	9.6	22	6	91t	31/212	117.5
	M. Mariota	160	95	1,203	59.4	7.5	7	2	75t	25/162	92.3
	J. Flacco	262	171	1,822	65.3	7.0	6	5	70t	26/194	85.1
Broncos	D. Lock	156	100	1,020	64.1	6.5	7	3	48	5/26	89.7

Rushing		No.	Yds	Avg	Long	TD
Titans	D. Henry	303	1,540	5.1	74t	16
	D. Lewis	54	209	3.9	17	0
	R. Tannehill	43	185	4.3	25	4
Broncos	P. Lindsay	224	1,011	4.5	40	7
	R. Freeman	132	496	3.8	26	3

Receiving		No.	Yds	Avg	Long	TD
Titans	A. Brown	52	1,051	20.2	91t	8
	C. Davis	43	601	14.0	38	2
	A. Humphries	37	374	10.1	30	2
	J. Smith	35	439	12.5	57	3
Broncos	C. Sutton	72	1,112	15.4	70t	6
	R. Freeman	43	256	6.0	19	1
	N. Fant	40	562	14.1	75t	3
	P. Lindsay	35	196	5.6	36	0

Interceptions		No.	Yds	Avg	Long	TD
Titans	K. Byard	5	79	15.8	28	0
	L. Ryan	4	16	4.0	16	0
Broncos	J. Simmons	4	30	7.5	17	0

Punting		No.	Yds	Avg	Net	TB	In	Lg	B
Titans	B. Kern	78	3,672	47.1	43.1	2	37	70	0
Broncos	C. Wadman	78	3,464	44.4	39.4	4	29	64	0

Punt Returns		No.	FC	Yds	Avg	Lg	TD
Titans	A. Humphries	12	19	78	6.5	21	0
Broncos	D. Spencer	26	29	208	8.0	42	0

Kickoff Returns		No.	Yds	Avg	Lg	TD
Titans	K. Raymond	18	403	22.4	45	0
Broncos	D. Spencer	15	436	29.1	60	0

Scoring/Kickers		PAT	FG	Pts
Titans	R. Succop	24/25	1/6	27
Broncos	B. McManus	25/26	29/34	112

Sacks		Tot
Titans	H. Landry III	9.0
Broncos	V. Miller	8.0

Tackles		Tot	Solo	Asst
Titans	R. Evans	139	84	55
Broncos	T. Davis	134	78	56

2019 INDIVIDUAL NFL RANKINGS

(qualifiers only, where applicable)

Category	Team	Player	Stat	NFL Rank
Passer Rating	Titans	Ryan Tannehill	117.5	1
	Broncos	Joe Flacco	85.1	25
Passing Yards	Titans	Ryan Tannehill	2,742	28
	Broncos	Joe Flacco	1,822	30
Passing TDs	Titans	Ryan Tannehill	22	16t
	Broncos	Drew Lock	7	33t
Rushing Yards	Titans	Derrick Henry	1,540	1
	Broncos	Phillip Lindsay	1,011	15
Rushing Average	Titans	Derrick Henry	5.1	6
	Broncos	Phillip Lindsay	4.5	19t
Rushing TDs	Titans	Derrick Henry	16	1t
	Broncos	Phillip Lindsay	7	14t
Receptions	Titans	A.J. Brown	52	61t
	Broncos	Courtland Sutton	72	30t
Receiving Yards	Titans	A.J. Brown	1,051	24
	Broncos	Courtland Sutton	1,112	19
Receiving TDs	Titans	A.J. Brown	8	9t
	Broncos	Courtland Sutton	6	24t
Sacks	Titans	Harold Landry III	9.0	22t
	Broncos	Von Miller	8.0	33t
Interceptions	Titans	Kevin Byard	5	4t
	Broncos	Justin Simmons	4	11t



THIS WEEK'S NFL SCHEDULE

All Times Central

Thursday, September 10

Houston at Kansas City (NBC) 8:20

Sunday, September 13

Seattle at Atlanta (FOX) 12:00
 Cleveland at Baltimore (CBS) 12:00
 New York Jets at Buffalo (CBS) 12:00
 Las Vegas at Carolina (CBS) 12:00
 Chicago at Detroit (FOX) 12:00
 Indianapolis at Jacksonville (CBS) 12:00
 Green Bay at Minnesota (FOX) 12:00
 Miami at New England (CBS) 12:00
 Philadelphia at Washington (FOX) 12:00
 L.A. Chargers at Cincinnati (CBS) 3:05
 Tampa Bay at New Orleans (FOX) 3:25
 Arizona at San Francisco (FOX) 3:25
 Dallas at L.A. Rams (NBC) 7:20

Monday, September 14

Pittsburgh at New York Giants (ESPN) 6:10
 Tennessee at Denver (ESPN) 9:20

NOTABLE PERFORMANCES VS. THE BRONCOS

OLB VIC BEASLEY JR.

- On 10/9/16 at Denver, Beasley posted career-bests with eight tackles, 3.5 sacks and two forced fumbles as a member of the Atlanta Falcons. His 3.5 sacks were the most by a player in a single game in 2016.

S KEVIN BYARD

- On 10/13/19 at Denver, Byard tallied three tackles and one interception with a 25-yard return.

OLB JADEVEON CLOWNEY

- On 11/4/18 at Denver, Clowney recorded a sack as a member of the Houston Texans.

LB RASHAAN EVANS

- On 10/13/19 at Denver, Evans led the team with 11 tackles.

TE ANTHONY FIRKSER

- On 10/13/19 at Denver, Firkser made a 25-yard grab that converted a third-and-12 in the fourth quarter.

WR ADAM HUMPHRIES

- On 10/13/19 at Denver, Humphries caught a team-leading six passes for 47 yards.

P BRETT KERN

- On 10/13/19 at Denver, Kern punted nine times for 424 yards and tied the NFL record with a career-best eight punts placed inside the 20-yard line.

QB RYAN TANNEHILL

- On 11/23/14 at Denver, Tannehill completed 26 of 36 passes for 228 yards and three touchdowns with one interception for a passer rating of 104.9 while with the Miami Dolphins. He also rushed four times for 15 yards and one touchdown.

S KENNY VACCARO

- On 11/13/16 against Denver, Vaccaro recorded nine tackles, one sack and one interception while with the New Orleans Saints.

WHERE THE TEAMS RANKED — 2019 REGULAR SEASON

2019 OFFENSIVE STATISTICS AND NFL RANKING

OFFENSIVE CATEGORY	TITANS STAT (RANK)	BRONCOS STAT (RANK)
Yards / Game	362.8 (12)	298.6 (28)
Yards / Play	6.12 (4)	5.01 (26)
Rushing Yards / Game	138.9 (3)	103.9 (20)
Rushing Yards / Play	5.00 (3)	4.06 (21)
Passing Yards / Game	223.9 (21)	194.7 (28)
Passing Yards / Play	8.00 (1)	6.18 (24)
Interception Rate	1.79% (10)	1.98% (14)
Sacks / Pass Attempt	12.50% (32)	8.13% (24)
First Downs / Game	19.8 (17)	17.4 (29)
Punt Return Avg	7.7 (13)	7.7 (12)
Kickoff Return Avg	21.3 (23)	25.4 (3)
Field Goals Made	44.44% (32)	85.29% (11)
3rd Down Pct	37.84% (18)	31.68% (30)
4th Down Pct	28.57% (30)	68.75% (2)
Red Zone Pct	75.56% (1)	47.62% (28)
Goal to Go%	88.00% (1)	72.00% (17t)
Avg Time of Possession	28:31 (29)	29:21 (20)
Points / Game	25.1 (10)	17.6 (28)
Turnover Ratio	+6 (9)	+1 (13t)

2019 DEFENSIVE STATISTICS AND NFL RANKING

DEFENSIVE CATEGORY	TITANS STAT (RANK)	BRONCOS STAT (RANK)
Yards / Game	359.5 (21)	337.0 (12)
Yards / Play	5.45 (16)	5.38 (14)
Rushing Yards / Game	104.5 (12)	111.4 (16)
Rushing Yards / Play	4.03 (7)	4.19 (13)
Passing Yards / Game	255.0 (24)	225.6 (11)
Passing Yards / Play	6.82 (19)	6.72 (14)
Interception Rate	2.34% (15)	1.86% (25)
Sacks / Pass Attempt	7.19% (17)	7.45% (14)
First Downs / Game	20.9 (20)	19.1 (9)
Punt Return Avg	9.0 (26)	9.8 (30)
Kickoff Return Avg	23.7 (20)	26.8 (29)
3rd Down Pct	36.27% (8)	37.44% (13)
4th Down Pct	40.00% (8)	47.37% (16)
Red Zone Pct	68.09% (31)	39.13% (1)
Goal to Go%	70.97% (16)	59.09% (3)
Points / Game	20.7 (12)	19.8 (10)
Point Differential / Game	4.4 (8)	-2.1 (21)
Yard Differential / Game	3.3 (15)	-38.4 (25)

BRONCOS HEAD COACH VIC FANGIO

VIC FANGIO AT A GLANCE

- Regular season record: 7-9
- Postseason record: 0-0
- Overall record: 7-9
- vs. Titans: 1-0
- on the road vs. Titans: 0-0
- at home vs. Titans: 1-0
- vs. Mike Vrabel: 1-0
- Year as Broncos head coach: 2
- Year as NFL head coach: 2

Vic Fangio's Assistant Coaching Staff:

Ed Donatell	Defensive Coordinator
Tom McMahon	Special Teams Coordinator
Pat Shurmur	Offensive Coordinator
Zach Azzanni	Wide Receivers
Chris Beake	Defensive Assistant
Rob Calabrese	Offensive Quality Control
Chris Gould	Assistant Special Teams
Wade Harman	Tight Ends
Reggie Herring	Linebackers
Mike Hiestand	Assistant to the Head Coach/Defensive Quality Control
Renaldo Hill	Defensive Backs
Korey Jones	Assistant Strength and Conditioning
Bill Kollar	Defensive Line
Chris Kuper	Assistant Offensive Line
Loren Landow	Head Strength and Conditioning
Anthony Lomando	Assistant Strength and Conditioning
Curtis Modkins	Running Backs
Mike Munchak	Offensive Line
John Pagano	Outside Linebackers
Justin Rascati	Offensive Quality Control
Mike Shula	Quarterbacks
Cedric Smith	Assistant Strength and Conditioning
Nathaniel Willingham	Defensive Quality Control

Vic Fangio enters his second season with the Denver Broncos after being named the 17th head coach in franchise history on Jan. 10, 2019.

In Fangio's first season as a head coach (2019), the Broncos finished 7-9. The team led the league in red zone defense (39.1%) and finished in the top 12 in scoring (10th - 19.8 points per game), passing (11th - 225.6 yards per game) and total defense (12th - 337.0 yards per game). On offense, Fangio started rookie quarterback **Drew Lock** beginning in Week 13. Lock went on to match Pro Football Hall of Famer **John Elway** for the most wins (four) by a first-year quarterback in team history.

In 2018, Fangio served as the Bears defensive coordinator, leading the team to first in the league in scoring defense (17.7 points per game), rushing defense (80.0 yards per game), yards per play (4.8), takeaways (35), interceptions (27), three-and-outs (26.8%) and 20+ yard plays (46). Chicago was also ranked third in total defense (299.7) and sacks (50).

Before coaching the Bears defense, Fangio spent four years coaching the 49ers defense (2011-14), making three playoff appearances, winning two NFC West titles and advancing to Super Bowl XLVII. He helped lead a defense that was ranked second in the NFL in points allowed (17.4 per game) and third in yards (310.2) allowed. Fangio's defensive unit also held the league's top run defense (92.0) and tied for third-most takeaways in the league during the three-year span.

Fangio spent the 2010 season coaching collegiately with **Jim Harbaugh** at Stanford University as the defensive coordinator, leading the unit to the 10th best scoring defense after being ranked 69th the season before.

Prior to working at the college level for a season, he spent four seasons on the Baltimore Ravens' coaching staff (2006-09), working as a special assistant to the head coach/defensive assistant (2006-08) and then coached a linebackers group in 2009 that featured All-Pro **Ray Lewis**.

Before joining the Ravens, Fangio served as the defensive coordinator for the Texans (2002-05). He helped the Texans' inaugural team in 2002 finish among the league's best units in red zone defense (47.1 percent - third), third-down defense (35.7 percent - seventh) and yards per play allowed (5.0 - ninth).

Prior to his three-year tenure as the Colts defensive coordinator (1999-2001), Fangio was **Dom Capers'** choice to head the expansion Panthers' defense from 1995-98.

Fangio started his NFL coaching career with New Orleans as the linebackers coach from 1986-94 during which time he coached the famed "Dome Patrol," one of the greatest defensive groups of all-time.

Prior to entering the NFL coaching ranks, Fangio had stints with the USFL's Philadelphia/Baltimore Stars (1984-85), the University of North Carolina (1983), Milford (Conn.) Academy (1982) and Dunmore (Pa.) High School (1980-81).

Fangio, graduated from East Stroudsburg University and was inducted into the Northeast Pennsylvania Hall of Fame in 1993.

TITANS-BRONCOS CONNECTIONS

FORMER BRONCOS

- Titans punter **Brett Kern** played for the Denver Broncos in 2008 and part of 2009. Originally signed by the Broncos as a rookie free agent, the Grand Island N.Y., native ranked fifth in the league with a 46.7-yard punting average in 2008 and was named to the All-Rookie team by Pro Football Weekly/PFWA and the Sporting News. He averaged 46.1 yards per punt for the Broncos in 2009 before being picked up off waivers by the Titans on Oct. 27, 2009.
- Titans wide receiver **Kalif Raymond** was originally signed by the Broncos as an undrafted free agent out of Holy Cross following the 2016 NFL Draft and appeared in four games as a rookie.
- Titans tackle **Ty Sambrailo** was originally drafted by the Denver Broncos in the second round (59th overall) of the 2015 NFL Draft. He appeared in 13 games with seven starts during his first two NFL seasons with the Broncos (2015-16).
- Titans special teams coach **Craig Aukerman** was a defensive assistant for the Broncos in 2010.

FORMER TITANS

- Broncos offensive line coach **Mike Munchak** spent the entirety of his NFL playing career and 20 years of his NFL coaching career with the Houston Oilers/Tennessee Titans organization. He started off his 32-year career with the team in 1982 when he was the eighth overall pick of the NFL Draft and played for 12 seasons before transitioning to the coaching staff. Munchak's number 63 jersey was retired in 1996, and he was later inducted into the Titans/Oilers Hall of Fame in 1999. Following his playing career, he coached for the Houston Oilers/Tennessee Titans from 1994-2013. He began coaching in Houston as an offensive assistant and quality control coach before becoming the offensive line coach in 1997. Making the move with the franchise from Houston to Nashville, he continued his career with the Titans, and was named head coach in 2011, spending three seasons in that position before joining the Steelers in 2014.
- Broncos defensive lineman **Jurrell Casey** was originally selected by the Titans in the third round (77th overall) of the 2011 Draft and spent nine seasons with the Titans before being traded to the Broncos during the 2020 offseason. Casey was selected to five consecutive Pro Bowls (2015-19) during his tenure with the Titans (2011-2019). He totaled 493 tackles (325 solo), 51.0 sacks, 12 passes defensed, eight forced fumbles and five fumble recoveries while starting 137 of 139 regular season games played during his career. The 10th-year player started five postseason contests with the Titans. Casey recorded at least 60 tackles and five sacks three times in his career (2014, 2017-18), which is the most among active defensive linemen since he entered the NFL in 2011. He has recorded at least 40 tackles and five sacks in each of the last seven seasons, matching three players (Calais Campbell, Carlos Dunlap and Cameron Jordan) as the only players to accomplish that feat.

TITANS WITH COLORADO AREA CONNECTIONS

- Titans quality control coach **Chandler Henley** is a native of Littleton, Colo.
- Titans center **Daniel Munyer** is a University of Colorado alum and was a two-year starter at right guard.
- Titans tackle **Ty Sambrailo** attended Colorado State from 2010-2014, appearing in 48 games and starting 42. In his junior and senior seasons (2013, 2014), Sambrailo was voted first-team All-Mountain West by coaches and media.

BRONCOS WITH TENNESSEE CONNECTIONS

- Broncos wide receivers coach **Zach Azzanni** was the passing game coordinator/wide receivers coach (2015-16) and wide receivers coach/recruiting coordinator (2013-14) at the University of Tennessee.
- Broncos offensive quality control coach **Justin Rascati** coached collegiately at the University of Tennessee-Martin as the wide receivers/passing game coordinator in 2016, and at the University of Tennessee-Chattanooga as the offensive coordinator/quarterbacks coach from 2017-18.
- Broncos tackle **Ja'Wuan James** (reserve/opt-out) played for the University of Tennessee, starting in all 49 games. The Atlanta, Ga., native played at right tackle from 2010-13, starting all 49 games at right tackle, setting a school record for starts by an offensive lineman.

- Broncos linebacker **Alexander Johnson** played collegiately at the University of Tennessee, appearing in 46 games from 2011-14. Johnson finished his career with 424 tackles (217 solo), three sacks, three forced fumbles, three fumble recoveries and one interception.

COACHING CONNECTIONS

- Titans head coach **Mike Vrabel** was on the coaching staff in Houston with Broncos defensive line coach **Bill Kollar** in 2014.
- Titans head coach **Mike Vrabel** was a linebacker for the Kansas City Chiefs while Broncos assistant strength and conditioning coach **Cedric Smith** was the head strength and conditioning coach for the team.
- Titans offensive assistant **Luke Steckel** was the Browns assistant to the head coach while Broncos defensive assistant **Chris Beake** was an offensive assistant for the team.
- Titans defensive assistant **Scott Booker** and Broncos assistant to the head coach/defensive quality control coach **Mike Hiestand** were both on the coaching staff at Notre Dame in 2015.
- Titans tight ends coach **Todd Downing** was the quarterbacks coach in Detroit while Broncos running backs coach **Curtis Modkins** was the run game coordinator/running backs coach in 2013.

COACH-PLAYER CONNECTIONS

- Titans head coach **Mike Vrabel**, quarterbacks coach **Pat O'Hara**, strength and conditioning assistant **Brian Bell**, and outside linebackers coach **Shane Bowen** were all on the coaching staff with the Texans while Broncos safety **Kareem Jackson** was on the roster.
- Titans guard **Rodger Saffold** was on the Rams roster when Broncos special teams coordinator **Tom McMahon** was on the coaching staff.
- Titans quarterback **Ryan Tannehill** was on the Dolphins roster while Broncos defensive backs coach **Renaldo Hill** and assistant offensive line coach **Chris Kuper** were on the coaching staff.
- Titans head strength and conditioning coach **Frank Piraino** was on the coaching staff at Boston College while Broncos safety **Justin Simmons** was on the roster.
- Titans outside linebacker **Vic Beasley Jr.** was on the Atlanta Falcons roster while Broncos tight ends coach **Wade Harman** was on the coaching staff.
- Titans outside linebacker **Jadeveon Clowney** was on the roster with the Houston Texans while Broncos defensive line coach **Bill Kollar** was on staff serving in the same role.
- Titans outside linebacker **Jadeveon Clowney** was on the Texans roster while Broncos outside linebackers coach **John Pagano** was serving as a senior defensive assistant and outside linebackers coach.

NOTABLE PRO TEAMMATES

- Titans center **Ben Jones** and tight end **MyCole Pruitt** with Broncos safety **Kareem Jackson** in Houston ... Titans quarterback **Ryan Tannehill** with Broncos tackle **Ja'Wuan James** (reserve/opt-out) at Miami.

NOTABLE COLLEGE TEAMMATES

- Titans tackle **Taylor Lewan** with Broncos tight end **Jake Butt** and offensive lineman **Graham Glasgow** at Michigan ... Titans defensive back **Amani Hooker** with Broncos inside linebacker **Josey Jewell**, tight end **Noah Fant**, and cornerback **Michael Ojemudia** at Iowa ... Titans quarterback **Ryan Tannehill** with Broncos outside linebacker **Von Miller** at Texas A&M ... Titans linebacker **Rashaan Evans** with Broncos wide receiver **Jerry Jeudy** at Alabama ... Titans wide receiver **Cody Hollister** and Broncos defensive lineman **McTelvin Agim** at Arkansas ... Titans outside linebacker **Harold Landry III** with Broncos safety **Justin Simmons** at Boston College ... Titans cornerback **Kristian Fulton** with Broncos center **Lloyd Cushenberry III** at Louisiana State ... Titans defensive lineman **DaQuan Jones** with Broncos wide receiver **DaeSean Hamilton** at Penn State ... Titans cornerback **Chris Milton** with Broncos outside linebacker **Jeremiah Attahochu** at Georgia Tech.

CAREER GAME-BY-GAME STATS VS. THE BRONCOS: TITANS OFFENSE

QUARTERBACKS

Ryan Tannehill (Passing)

Date	Opp	W-L	G/S	Att	Cmp	Pct	Yds	Yd/A	TD	TD%	Int	Int%	Lg	Sk	Lst	Rate
11/23/14	@ Den	L	QB	36	26	72.2	228	6.3	3	8.3	1	2.8	21	1	12	104.9
10/13/19	@ Den	L		16	13	81.3	144	9.0	0	0.0	1	6.3	25	4	35	78.1
Totals		0-2	2/1	52	39	75.0	372	7.2	3	5.8	2	3.8	25	5	47	97.6

Ryan Tannehill (Rushing)

Date	Opp	W-L	G/S	Att	Yds	Avg	Lg	TD
11/23/14	@ Den	L	QB	4	15	3.8	8	1
10/13/19	@ Den	L		1	6	6.0	6	0
Totals		0-2	2/1	5	21	4.2	6	1

Logan Woodside

Date	Opp	W-L	G/S	Att	Cmp	Pct	Yds	Yd/A	TD	TD%	Int	Int%	Lg	Sk	Lst	Rate
None																
Totals		0-0	0/0	0	0	-	0	-	0	-	0	-	-	0	0	-

RUNNING BACKS

Khari Blasingame (FB)

				Rushing				Receiving							
Date	Opp	W-L	G/S	Att	Yds	Avg	Lg	TD	Rec	Yds	Avg	Lg	TD		
None															
Totals		0-0	0/0	0	0	-	-	0	0	0	-	-	0		

Darrynton Evans

				Rushing				Receiving							
Date	Opp	W-L	G/S	Att	Yds	Avg	Lg	TD	Rec	Yds	Avg	Lg	TD		
None															
Totals		0-0	0/0	0	0	-	-	0	0	0	-	-	0		

Derrick Henry

				Rushing				Receiving							
Date	Opp	W-L	G/S	Att	Yds	Avg	Lg	TD	Rec	Yds	Avg	Lg	TD		
12/11/16	Den	W		12	42	3.5	6	0	1	5	5.0	5	0		
10/13/19	@ Den	L	RB	15	28	1.9	6	0	1	5	5.0	5	0		
Totals		1-1	2/1	27	70	2.6	6	0	1	5	5.0	5	0		

Senorise Perry

				Rushing				Receiving							
Date	Opp	W-L	G/S	Att	Yds	Avg	Lg	TD	Rec	Yds	Avg	Lg	TD		
12/7/17	Den	W		5	22	4.4	12	0	0	0	-	-	0		
Totals		1-0	1/0	5	22	4.4	12	0	0	0	-	-	0		

WIDE RECEIVERS

Cameron Batson

Date	Opp	W-L	G/S	Rec	Yds	Avg	Lg	TD
None								
Totals		0-0	0/0	0	0	-	-	0

A.J. Brown

Date	Opp	W-L	G/S	Rec	Yds	Avg	Lg	TD
10/13/19	@ Den	L	WR	2	23	11.5	13	0
Totals		0-1	1/1	2	23	11.5	13	0

Corey Davis

Date	Opp	W-L	G/S	Rec	Yds	Avg	Lg	TD
10/13/19	@ Den	L		3	36	12.0	18	0
Totals		0-1	1/0	3	36	12.0	18	0

Cody Hollister

Date	Opp	W-L	G/S	Rec	Yds	Avg	Lg	TD
None								
Totals		0-0	0/0	0	0	-	-	0

Adam Humphries

Date	Opp	W-L	G/S	Rec	Yds	Avg	Lg	TD
10/2/16	Den	L		1	4	4.0	4	0
10/13/19	@ Den	L	WR	6	47	7.8	16	0
Totals		0-2	2/1	7	51	7.3	16	0

Kalif Raymond

Date	Opp	W-L	G/S	Rec	Yds	Avg	Lg	TD
None								
Totals		0-0	0/0	0	0	-	-	0

CAREER GAME-BY-GAME STATS VS. THE BRONCOS: TITANS OFFENSE

TIGHT ENDS

Anthony Firkser

Date	Opp	W-L	G/S	Rec	Yds	Avg	Lg	TD
10/13/19	@ Den	L		1	25	25.0	25	0
Totals		0-1	1/0	1	25	25.0	25	0

MyCole Pruitt

Date	Opp	W-L	G/S	Rec	Yds	Avg	Lg	TD
10/4/15	@ Den	L		0	0	-	-	0
10/13/19	@ Den	L	TE	0	0	-	-	0
Totals		0-2	2/1	0	0	-	-	0

Jonnu Smith

Date	Opp	W-L	G/S	Rec	Yds	Avg	Lg	TD
10/13/19	@ Den	L		1	8	8.0	8	0
Totals		0-1	1/0	1	8	8.0	8	0

Geoff Swaim

Date	Opp	W-L	G/S	Rec	Yds	Avg	Lg	TD
9/17/17	@ Den	L		0	0	-	-	0
9/29/29	@ Den	W	TE	3	17	5.7	9	0
Totals		1-1	2/1	3	17	5.7	9	0

CAREER GAME-BY-GAME STATS VS. THE BRONCOS: TITANS SPECIALISTS

KICKERS

Stephen Gostkowski

Date	Opp	W-L	FGM	FGA	Pct	XPM	XPA	1-19	20-29	30-39	40-49	50+	Lg	KO	TB
9/24/06	Den	L	0	1	0.0	1	1	0-0	0-0	0-1	0-0	0-0	0	2	1
10/20/08	Den	W	2	2	100.0	5	5	0-0	0-0	1-1	1-1	0-0	40	8	1
10/11/09	@ Den	L	1	2	50.0	2	2	0-0	0-0	0-0	0-1	1-1	53	5	3
12/18/11	@ Den	W	2	2	100.0	5	5	0-0	1-1	1-1	0-0	0-0	34	7	3
10/7/12	Den	W	1	1	100.0	4	4	0-0	1-1	0-0	0-0	0-0	23	6	2
11/24/13	Den	W	2	2	100.0	4	4	0-0	0-0	2-2	0-0	0-0	31	7	4
11/2/14	Den	W	3	3	100.0	4	4	0-0	1-1	0-0	2-2	0-0	49	9	3
11/29/15	@ Den	L	1	1	100.0	3	3	0-0	0-0	0-0	1-1	0-0	47	4	2
12/18/16	@ Den	W	3	3	100.0	1	1	0-0	1-1	0-0	2-2	0-0	45	5	3
11/12/17	@ Den	W	2	2	100.0	5	5	0-0	2-2	0-0	0-0	0-0	28	8	1
Totals		7-3	17	19	89.5	34	34	0-0	6-6	4-5	6-7	1-1	53	61	23

Playoffs

1/14/12	Den	W	1	1	100.0	6	6	0-0	1-1	0-0	0-0	0-0	20	8	4
1/19/14	@ Den	L	1	1	100.0	1	1	0-0	0-0	0-0	1-1	0-0	47	4	2
1/24/16	@ Den	L	2	2	100.0	0	1	0-0	0-0	1-1	1-1	0-0	46	5	4
Playoff Totals		1-2	4	4	100.0	7	8	0-0	1-1	1-1	2-2	0-0	47	17	10

PUNTERS

Brett Kern

Date	Opp	W-L	Num	Blk	Yds	Avg	Lg	TB	In20	NetAvg
10/3/10	Den	L	6	0	245	40.8	60	1	0	31.5
9/25/11	Den	W	4	0	176	44.0	62	0	0	32.3
12/8/13	@ Den	L	4	0	201	50.3	62	0	0	43.5
12/11/16	Den	W	7	0	308	44.0	61	1	3	38.1
10/13/19	@ Den	L	9	0	424	47.1	61	0	8	41.8
Totals		2-3	30	0	1354	45.1	62	2	11	37.8

RETURNERS

Cameron Batson

Date	Opp	W-L	PR	FC	Yds	Avg	Lg	TD	KR	Yds	Avg	Lg	TD
None													
Totals		0-0	0	0	0	-	-	0	0	0	-	-	0

Darrynton Evans

Date	Opp	W-L	PR	FC	Yds	Avg	Lg	TD	KR	Yds	Avg	Lg	TD
None													
Totals		0-0	0	0	0	-	-	0	0	0	-	-	0

Adam Humphries

Date	Opp	W-L	PR	FC	Yds	Avg	Lg	TD	KR	Yds	Avg	Lg	TD
10/2/16	Den	L	3	2	37	12.3	15	0	0	0	-	-	0
10/13/19	@ Den	L	3	2	19	6.3	11	0	0	0	-	-	0
Totals		0-2	6	4	56	9.3	15	0	0	0	-	-	0

Adoree' Jackson

Date	Opp	W-L	PR	FC	Yds	Avg	Lg	TD	KR	Yds	Avg	Lg	TD
10/13/19	@ Den	L	0	0	0	-	-	0	0	0	-	-	0
Totals		0-1	0	0	0	-	-	0	0	0	-	-	0

Kalif Raymond

Date	Opp	W-L	PR	FC	Yds	Avg	Lg	TD	KR	Yds	Avg	Lg	TD
None													
Totals		0-0	0	0	0	-	-	0	0	0	-	-	0

CAREER GAME-BY-GAME STATS VS. THE BRONCOS: TITANS DEFENSE

Vic Beasley Jr. (OLB)

Date	Opp	W-L	G/S	Tackle	Sack	Int	FF	FR
10/9/16	@ Den	W	OLB	8	3.5	0	2	0
Totals		1-0	1/1	8	3.5	0	2	0

Jayon Brown (LB)

Date	Opp	W-L	G/S	Tackle	Sack	Int	FF	FR
10/13/19	@ Den	L	LB	1	0.0	0	0	0
Totals		0-1	1/1	1	0.0	0	0	0

Malcolm Butler (CB)

Date	Opp	W-L	G/S	Tackle	Sack	Int	FF	FR
11/2/14	Den	W		4	0.0	0	0	0
11/29/15	@ Den	L	CB	7	0.0	0	0	0
12/18/16	@ Den	W	CB	3	0.0	0	0	0
11/12/17	@ Den	W	CB	3	0.0	0	0	0
10/13/19	@ Den	L	CB	2	0.0	0	0	0
Totals		3-2	5/4	19	0.0	0	0	0

Kevin Byard (S)

Date	Opp	W-L	G/S	Tackle	Sack	Int	FF	FR
12/11/16	Den	W	FS	5	0.0	0	0	0
10/13/19	@ Den	L	FS	3	0.0	1	0	0
Totals		1-1	2/2	8	0.0	1	0	0

Jadeveon Clowney (OLB)

Date	Opp	W-L	G/S	Tackle	Sack	Int	FF	FR
10/24/16	@ Den	L	RDE	4	0.0	0	0	0
11/4/18	@ Den	W		1	1.0	0	0	0
Totals		1-1	2/1	5	1.0	0	0	0

Will Compton (LB)

Date	Opp	W-L	G/S	Tackle	Sack	Int	FF	FR
12/29/19	@ Den	L	LB	5	0.0	0	0	0
Totals		0-1	1/1	5	0.0	0	0	0

Kamalei Correa (OLB)

Date	Opp	W-L	G/S	Tackle	Sack	Int	FF	FR
10/13/19	@ Den	L		2	0.0	0	0	0
Totals		0-1	1/0	2	0.0	0	0	0

Jack Crawford (DL)

Date	Opp	W-L	G/S	Tackle	Sack	Int	FF	FR
9/30/12	@ Den	L		2	0.0	0	0	0
9/23/13	@ Den	L		0	0.0	0	0	0
12/29/13	Den	L		0	0.0	0	0	0
Totals		0-3	3/0	2	0.0	0	0	0

Dane Cruikshank (DB)

Date	Opp	W-L	G/S	Tackle	Sack	Int	FF	FR
10/13/19	@ Den	L		0	0.0	0	0	0
Totals		0-1	1/0	0	0.0	0	0	0

Matt Dickerson (DE)

Date	Opp	W-L	G/S	Tackle	Sack	Int	FF	FR
None								
Totals		0-0	0/0	0	0.0	0	0	0

Nick Dzubnar (LB)

Date	Opp	W-L	G/S	Tackle	Sack	Int	FF	FR
12/6/15	Den	L		0	0.0	0	0	0
1/3/16	@ Den	L		0	0.0	0	0	0
10/22/17	Den	W		0	0.0	0	0	0
11/18/18	Den	L		0	0.0	0	0	0
12/30/18	@ Den	W		0	0.0	0	0	0
10/6/19	Den	L		0	0.0	0	0	0
12/1/19	@ Den	L		0	0.0	0	0	0
Totals		2-5	7/0	0	0.0	0	0	0

Rashaan Evans (LB)

Date	Opp	W-L	G/S	Tackle	Sack	Int	FF	FR
10/13/19	@ Den	L	LB	11	0.0	0	0	0
Totals		0-1	1/1	11	0.0	0	0	0

Kristian Fulton (CB)

Date	Opp	W-L	G/S	Tackle	Sack	Int	FF	FR
None								
Totals		0-0	0/0	0	0.0	0	0	0

Amani Hooker (DB)

Date	Opp	W-L	G/S	Tackle	Sack	Int	FF	FR
10/13/19	@ Den	L		0	0.0	0	0	0
Totals		0-1	1/0	0	0.0	0	0	0

Adoree' Jackson (CB)

Date	Opp	W-L	G/S	Tackle	Sack	Int	FF	FR
10/13/19	@ Den	L	CB	3	0.0	0	0	0
Totals		0-1	1/1	3	0.0	0	0	0

Chris Jackson (DB)

Date	Opp	W-L	G/S	Tackle	Sack	Int	FF	FR
None								
Totals		0-0	0/0	0	0.0	0	0	0

DaQuan Jones (DL)

Date	Opp	W-L	G/S	Tackle	Sack	Int	FF	FR
12/11/16	Den	W	DE	1	0.0	0	0	0
10/13/19	@ Den	L	NT	2	0.0	0	0	0
Totals		1-1	2/2	3	0.0	0	0	0

Johnathan Joseph (CB)

Date	Opp	W-L	G/S	Tackle	Sack	Int	FF	FR
12/24/06	@ Den	L	CB	2	0.0	0	0	0
9/13/09	Den	L	CB	4	0.0	0	0	0
9/23/12	@ Den	W	CB	6	0.0	0	0	0
12/22/13	Den	L	CB	0	0.0	0	0	0
10/24/16	@ Den	L		1	0.0	0	0	0
12/8/19	Den	L	CB	4	0.0	0	0	0
Totals		1-5	6/5	17	0.0	0	0	0

Joshua Kalu (DB)

Date	Opp	W-L	G/S	Tackle	Sack	Int	FF	FR
None								
Totals		0-0	0/0	0	0.0	0	0	0

Harold Landry III (OLB)

Date	Opp	W-L	G/S	Tackle	Sack	Int	FF	FR
10/13/19	@ Den	L	OLB	7	0.0	0	0	0
Totals		0-1	1/1	7	0.0	0	0	0

David Long Jr. (LB)

Date	Opp	W-L	G/S	Tackle	Sack	Int	FF	FR
10/13/19	@ Den	L		0	0.0	0	0	0
Totals		0-1	1/0	0	0.0	0	0	0

Isaiah Mack (DT)

Date	Opp	W-L	G/S	Tackle	Sack	Int	FF	FR
10/13/19	@ Den	L		0	0.0	0	0	0
Totals		0-1	1/0	0	0.0	0	0	0

Chris Milton (CB)

Date	Opp	W-L	G/S	Tackle	Sack	Int	FF	FR
12/14/17	Den	L		0	0.0	0	0	0
Totals		0-1	1/0	0	0.0	0	0	0

Larrell Murchison (DL)

Date	Opp	W-L	G/S	Tackle	Sack	Int	FF	FR
None								
Totals		0-0	0/0	0	0.0	0	0	0

Derick Roberson (OLB)

Date	Opp	W-L	G/S	Tackle	Sack	Int	FF	FR
None								
Totals		0-0	0/0	0	0.0	0	0	0

Jeffery Simmons (DL)

Date	Opp	W-L	G/S	Tackle	Sack	Int	FF	FR
None								
Totals		0-0	0/0	0	0.0	0	0	0

Kenny Vaccaro (S)

Date	Opp	W-L	G/S	Tackle	Sack	Int	FF	FR
11/13/16	Den	L	S	9	1.0	1	0	0
10/13/19	@ Den	L	SS	8	0.0	0	0	0
Totals		0-2	2/2	17	1.0	1	0	0

REGULAR TITANS LINEUP

OFFENSIVE STARTERS

WR 84-Corey Davis (6-3, 209, 4th Year, Western Michigan) - The fifth-overall draft pick in 2017 led the Titans in receptions (142) and receiving yards (1,867) over his first three seasons. He had 43 catches for 601 yards and two touchdowns in 2019.

	G	GS	Rec	Yds	Avg	Lg	TD
2019	15	11	43	601	14.0	38	2
Career	42	36	142	1,867	13.1	51	6

TE 81-Jonnu Smith (6-3, 248, 4th Year, Florida International) - The 2017 third-round draft pick was the team's leading receiver among tight ends from 2018 through 2019 with 55 receptions, 697 yards and six touchdowns.

	G	GS	Rec	Yds	Avg	Lg	TD
2019	16	14	35	439	12.5	57	3
Career	45	39	73	854	11.7	61	8

LT 77-Taylor Lewan (6-7, 309, 7th Year, Michigan) - The team's first-round pick in 2014 (11th overall) started 80 total games at left tackle in his first six seasons. From 2016-18, he started all but one game and was voted to the Pro Bowl in all three seasons.

2019 G/GS: 12/12, Career G/GS: 85/80

LG 76-Rodger Saffold (6-5, 325, 11th Year, Indiana) - The former second-round pick was signed in 2019 as an unrestricted free agent from the Rams. He started every game at left guard in 2019, his second consecutive season to do so.

2019 G/GS: 16/16, Career G/GS: 130/127

C 60-Ben Jones (6-3, 308, 9th Year, Georgia) - Added as an unrestricted free agent in 2016, the former fourth-round pick played in 64 games in four previous seasons with the Houston Texans. He started 63 of 64 possible games during his first four seasons in Tennessee.

2019 G/GS: 15/15, Career G/GS: 127/106

RG 64-Nate Davis (6-3, 316, 2nd Year, Charlotte) - The 2019 third-round pick appeared in 41 games with 37 starts at Charlotte. As a rookie, he started 12 contests at right guard.

2019 G/GS: 13/12, Career G/GS: 13/12

RT 71-Dennis Kelly (6-8, 321, 9th Year, Purdue) - The former fifth-round pick was acquired in a 2016 trade with the Eagles. In his first four seasons in Tennessee, he played in 58 games, with five starts at right tackle in 2018 and four starts at left tackle in 2019.

2019 G/GS: 15/4, Career G/GS: 88/31

WR 10-Adam Humphries (5-11, 195, 6th Year, Clemson) - After entering the NFL as a rookie free agent, Humphries played four seasons in Tampa Bay before signing with the Titans in 2019. He appeared in 12 games in his first season in Tennessee, totaling 37 receptions for 374 yards and two scores.

Receiving	G	GS	Rec	Yds	Avg	Lg	TD				
2019	12	3	37	374	10.1	30	2				
Career	72	20	256	2,703	10.6	51	11				
Returns	PR	FC	Yds	Avg	Lg	TD	KR	Yds	Avg	Lg	TD
2019	12	19	78	6.5	21	0	0	0	0.0	0	0
Career	63	63	503	8.0	25	0	6	64	10.7	17	0

WR 11-A.J. Brown (6-1, 226, 2nd Year, Mississippi) - The second-round pick led all rookie receivers in 2019 with 1,051 receiving yards and ranked second in the NFL in receiving average (20.2). No NFL player had more receiving yards than him (605) over the final six games of 2019.

	G	GS	Rec	Yds	Avg	Lg	TD
2019	16	11	52	1,051	20.2	91	8
Career	16	11	52	1,051	20.2	91	8

QB 17-Ryan Tannehill (6-4, 217, 9th Year, Texas A&M) - Acquired via trade from Miami in 2019, Tannehill took over the starting role for the Titans in Week 7. He was named to his first Pro Bowl after leading the NFL in passer rating (117.5) and passing average (9.6).

	G	GS	Att	Cmp	Pct	Yds	TD	Int	Lg	Sk	Rate
2019	12	10	286	201	70.3	2,742	22	6	91	31	117.5
Career	100	98	3,197	2,030	63.5	23,176	145	81	91	279	89.8

RB 22-Derrick Henry (6-3, 247, 5th Year, Alabama) - The 2016 second-round pick and former Heisman winner led the Titans in rushing in 2017 (744 yards) and 2018 (1,059). In 2019, he earned Pro Bowl honors and won the NFL rushing title (1,540), followed by 446 playoff rushing yards.

	G	GS	Att	Yds	Avg	Lg	TD	Rec	Yds	Avg	Lg	TD
2019	15	15	303	1,540	5.1	74	16	18	206	11.4	75	2
Career	62	31	804	3,833	4.8	99	38	57	578	10.1	75	3

OFFENSIVE RESERVES

FB 31-Khari Blasingame (6-0, 233, 2nd Year, Vanderbilt) - Originally an undrafted free agent with the Vikings, he was signed by the Titans off Minnesota's practice squad during the 2019 campaign.

	G	GS	Att	Yds	Avg	Lg	TD	Rec	Yds	Avg	Lg	TD
2019	6	3	0	0	-	-	0	4	54	13.5	24	0
Career	6	3	0	0	-	-	0	4	54	13.5	24	0

G/C 75-Jamil Douglas (6-4, 309, 3rd Year, Arizona State) - Douglas arrived on the Titans practice squad in 2018 after previous experience with the Dolphins, Patriots, Falcons and Colts. He was a fourth-round pick with Miami in 2015.

2019 G/GS: 15/5, Career G/GS: 32/11

RB 32-Darrynton Evans (5-10, 203, Rookie, Appalachian State) - The third-round pick was a two-time All-Sun Belt first-team selection and was the conference's Offensive Player of the Year in 2019. He finished his collegiate career with 2,884 rushing yards, 4,642 all-purpose yards and 34 total touchdowns in three total seasons (2016, 2018-19).

TE 86-Anthony Firkser (6-2, 246, 3rd year, Harvard) - The former undrafted free agent appeared in a career-high 15 games in 2019.

	G	GS	Rec	Yds	Avg	Lg	TD
2019	15	1	14	204	14.6	39	1
Career	27	1	33	429	13.0	39	2

TE 85-MyCole Pruitt (6-2, 245, 5th year, Southern Illinois) - Pruitt was signed off Houston's practice squad in September 2018 after previous stints with the Vikings and Bears. He played in 31 games in his first two seasons in Tennessee, totaling 15 catches for 192 yards and two scores.

	G	GS	Rec	Yds	Avg	Lg	TD
2019	16	10	6	90	15.0	42	1
Career	52	14	27	294	10.9	42	2

WR 14-Kalif Raymond (5-8, 182, 3rd Year, Holy Cross) - After joining the Titans practice squad in 2018, he posted career highs with nine catches, 170 receiving yards and a touchdown in 2019.

Receiving	G	GS	Rec	Yds	Avg	Lg	TD				
2019	8	1	9	170	18.9	52	1				
Career	20	1	10	182	18.2	52	1				
Returns	PR	FC	Yds	Avg	Lg	TD	KR	Yds	Avg	Lg	TD
2019	4	7	45	11.3	14	0	18	403	22.4	45	0
Career	33	25	255	7.7	25	0	38	811	21.3	45	0

QB 5-Logan Woodside (6-1, 213, 1st Year, Toledo) - Originally a seventh-round draft pick with Cincinnati in 2018, he spent time on the practice squad as a rookie with the Titans in 2018 and re-signed in 2019. He spent the entire 2019 campaign on practice squad/injured list.

	G	GS	Att	Cmp	Pct	Yds	TD	Int	Lg	Sk	Rate
2019	0	0	0	0	-	0	0	0	-	0	-
Career	0	0	0	0	-	0	0	0	-	0	-

T 79-Isaiah Wilson (6-6, 350, Rookie, Georgia) - The 29th overall draft pick in 2020 started 24 total games at right tackle at Georgia in 2018 and 2019. He was named AP second-team All-SEC following his redshirt sophomore season, after which he declared for the draft.

SPECIALISTS

P 6-Brett Kern (6-2, 214, 13th Year, Toledo) - Claimed off waivers from the Broncos during the 2009 season, he was named to the Pro Bowl in 2017, 2018 and 2019. He is the franchise's career and single-season leader (2017) in both gross and net punting average.

	G	Punt	Blk	Yds	Avg	Lg	TB	I20	NetAvg
2019	16	78	0	3,672	47.1	70	2	37	43.1
Career	192	912	5	41,928	46.0	79	54	355	40.4

K 3-Stephen Gostkowski (6-1, 215, 15th Year, Memphis) - Signed by the Titans on Sept. 3, the four-time Pro Bowler and three-time Super Bowl champion played 14 seasons in New England, where he became the team's all-time leading scorer (1,775 points). Through 2019, his 87.4 field goal percentage (374 of 428) ranked fifth in NFL history.

	G	FGM	FGA	Pct	Lg	XPM	XPA	Pts
2019	4	7	8	87.5	41	11	15	32
Career	204	374	428	87.4	62	653	664	1,775

REGULAR TITANS LINEUP

DEFENSIVE STARTERS

DT 98-Jeffery Simmons (6-4, 305, 2nd Year, Mississippi State) - The two-time All-SEC selection and 2019 19th overall draft pick registered two sacks in nine regular season games as a rookie.

	GP	GS	Tackle	Sack	TFL	QBP	Int	PD	FF	FR
2019	9	7	40	2.0	2	14	0	1	0	0
Career	9	7	40	2.0	2	14	0	1	0	0

NT 90-DaQuan Jones (6-4, 322, 7th Year, Penn State) - The 2014 fourth-round pick started every contest from 2015-16 and 2018-19. He set career highs in 2019 with 21 quarterback pressures and three passes defended.

	GP	GS	Tackle	Sack	TFL	QBP	Int	PD	FF	FR
2019	16	16	50	1.0	1	21	0	3	0	0
Career	83	77	234	7.0	11	70	0	4	1	2

DE 94-Jack Crawford (6-5, 274, 9th Year, Penn State) - The London native was signed as an unrestricted free agent in 2020 after spending his first eight seasons with Oakland (2012-13), Dallas (2014-16) and Atlanta (2017-19). He did not miss a game (15 total starts) from 2018-19.

	GP	GS	Tackle	Sack	TFL	QBP	Int	PD	FF	FR
2019	16	4	24	0.5	1	NA	0	3	0	0
Career	93	26	132	16.0	22	NA	1	4	2	0

OLB 99-Jadeveon Clowney (6-5, 255, 7th Year, South Carolina) - The former first-overall draft pick (2014, Houston) joined the Titans a week prior to the start of the season. A three-time Pro Bowl selection, his career stats during his first six NFL seasons included 32 sacks, 71 tackles for loss and nine forced fumbles in 75 games.

	GP	GS	Tackle	Sack	TFL	QBP	Int	PD	FF	FR
2019	13	11	21	3.0	7	30	1	3	4	2
Career	75	66	172	32.0	71	192	1	14	9	7

ILB 54-Rashaan Evans (6-2, 232, 3rd Year, Alabama) - Drafted 22nd overall in 2018, he played in 15 games with seven starts as a rookie. In 2019, he led the team with 139 tackles and 11 tackles for loss.

	GP	GS	Tackle	Sack	TFL	QBP	Int	PD	FF	FR
2019	16	16	139	2.5	11	11	0	1	0	1
Career	31	23	202	2.5	13	17	0	4	0	1

ILB 55-Jayon Brown (6-0, 226, 4th Year, UCLA) - The 2017 fifth-round pick appeared in 46 games in his first three seasons. After posting six sacks in 2018, he set career highs in 2019 with 117 tackles (third on team) and nine passes defended.

	GP	GS	Tackle	Sack	TFL	QBP	Int	PD	FF	FR
2019	14	14	117	1.0	4	7	1	9	0	1
Career	46	23	291	8.5	12	31	2	20	2	3

OLB 98-Harold Landry III (6-2, 252, 3rd Year, Boston College) - The 41st overall draft pick in 2018 started all 16 games in 2019 and led the team with nine sacks. His 28 quarterback pressures in 2019 ranked second.

	GP	GS	Tackle	Sack	TFL	QBP	Int	PD	FF	FR
2019	16	16	81	9.0	4	28	1	1	1	2
Career	31	19	127	13.5	6	46	1	3	2	2

CB 21-Malcolm Butler (5-11, 190, 7th Year, West Alabama) - Butler signed with the Titans in 2018 after spending his first four NFL seasons with New England, where he won two Super Bowls and earned two Pro Bowl bids. He was placed on injured reserve after nine games in 2019.

	GP	GS	Tackle	Sack	TFL	QBP	Int	PD	FF	FR
2019	9	9	30	0.0	0	0	2	10	0	0
Career	84	68	290	3.0	NA	NA	13	70	5	2

SS 24-Kenny Vaccaro (6-0, 214, 8th Year, Texas) - The Saints' former first-round pick was signed by the Titans as a free agent in August 2018. In his second season in Tennessee, his totals included 16 starts, 104 tackles and one interception.

	GP	GS	Tackle	Sack	TFL	QBP	Int	PD	FF	FR
2019	16	16	104	1.0	1	1	1	5	0	0
Career	97	96	656	10.5	NA	NA	10	39	5	3

FS 31-Kevin Byard (5-11, 212, 5th Year, Middle Tennessee State) - The 2016 third-round pick appeared in all 64 games with 55 starts during his first four seasons. He had five interceptions in 2019, and his 17 total interceptions from 2017-19 were the most in the NFL.

	GP	GS	Tackle	Sack	TFL	QBP	Int	PD	FF	FR
2019	16	16	91	0.0	2	1	5	10	0	0
Career	64	55	337	3.0	11	11	17	42	0	2

CB 25-Adoree' Jackson (5-11, 185, 4th Year, USC) - The 18th-overall draft pick in 2017 played in all 32 games (29 starts) in his first two seasons and led the team in punt returns in each of his first two campaigns. In 2019, his totals included 40 tackles and seven passes defended in 11 games.

	Defense	GP	GS	Tackle	Sack	TFL	QBP	Int	PD	FF	FR
2019		11	10	40	0.0	2	0	0	7	0	0
Career		43	39	176	0.0	9	2	2	41	3	0

DEFENSIVE RESERVES

OLB 44-Vic Beasley Jr. (6-3, 246, 6th Year, Clemson) - After spending five seasons in Atlanta, the former first-round pick signed with the Titans as an unrestricted free agent in 2020. He totaled 37.5 sacks in 78 games with the Falcons, including eight sacks in 2019.

	GP	GS	Tackle	Sack	TFL	QBP	Int	PD	FF	FR
2019	16	15	42	8.0	8	NA	0	2	2	0
Career	78	60	156	37.5	36	NA	1	12	11	2

OLB 40-Kamalei Correa (6-3, 241, 5th Year, Boise State) - The second-round pick was acquired in August 2018 in a trade with Baltimore, where he played in 25 games in two seasons. After 3.5 sacks in 2018, he set career highs with five starts and five sacks in 2019.

	GP	GS	Tackle	Sack	TFL	QBP	Int	PD	FF	FR
2019	16	5	37	5.0	2	7	0	2	0	1
Career	54	13	75	8.5	NA	NA	0	4	2	1

CB 26-Kristian Fulton (5-11, 197, Rookie, Louisiana State) - The second-round pick appeared in 28 games for the Tigers, totaling 65 tackles, 25 passes defended and two interceptions. As a senior in 2019, he started all 15 games for the national champions and earned second-team All-SEC recognition by the Associated Press.

DB 37-Amani Hooker (5-11, 210, 2nd Year, Iowa) - The fourth-round pick in 2019 played in all 16 games as a rookie, appearing on special teams and on defense in sub packages.

	GP	GS	Tackle	Sack	TFL	QBP	Int	PD	FF	FR
2019	16	0	13	0.0	0	0	0	0	0	0
Career	3	0	3	0.0	0	0	0	0	0	0

CB 33-Johnathan Joseph (5-11, 186, 15th Year, South Carolina) - The two-time Pro Bowl selection arrived in Tennessee with 31 career interceptions and 194 passes defended in 14 seasons with the Cincinnati Bengals (2006-10) and Houston Texans (2011-19).

	GP	GS	Tackle	Sack	TFL	QBP	Int	PD	FF	FR
2019	14	11	51	0.0	0	0	1	13	0	0
Career	200	186	750	0.0	13	2	31	194	7	5

ILB 51-David Long Jr. (5-11, 227, 2nd Year, West Virginia) - As a rookie in 2019, the fifth-round pick appeared in 14 games during the regular season and all three playoff contests (one start).

	GP	GS	Tackle	Sack	TFL	QBP	Int	PD	FF	FR
2019	14	0	15	0.0	2	0	0	1	1	0
Career	14	0	15	0.0	2	0	0	1	1	0

DT 97-Isaiah Mack (6-1, 299, 2nd Year, Chattanooga) - As an undrafted rookie in 2019, Mack appeared in 13 games with one start.

	GP	GS	Tackle	Sack	TFL	QBP	Int	PD	FF	FR
2019	13	1	11	1.5	0	8	0	0	0	1
Career	13	1	11	1.5	0	8	0	0	0	1

OLB 50-Derick Roberson (6-3, 250, 2nd Year, Sam Houston State) - As an undrafted free agent in 2019, he spent most of his rookie year on the practice squad before finishing the season on the 53-man roster.

	GP	GS	Tackle	Sack	TFL	QBP	Int	PD	FF	FR
2019	3	0	4	3.0	0	0	0	0	0	0
Career	3	0	4	3.0	0	0	0	0	0	0

KICKOFF WEEKEND

Since the NFL went to a 16-game schedule in 1978, the Titans have won their opener 21 times. In those seasons, they have made the playoffs 10 times (47.6%) and missed the playoffs 11 times (52.4%). The Titans have lost their opener 20 times since 1978, and in those seasons, they have made the playoffs eight times (42.1%) and missed the playoffs 12 times (60.0%).

In 2019, the Titans snapped a three-game losing streak in Week 1 contests with a 43-13 road victory over the Cleveland Browns (Sept. 8). **Marcus Mariota** completed three touchdown passes, including a 75-yarder to **Derrick Henry**, while the Titans defense contributed three interceptions, five sacks and a safety—a first in franchise history for the defense with that combination.

In 2018, Titans head coach **Mike Vrabel** made his debut as head coach with the Titans in a 27-20 loss at Miami in what became an NFL-record setting affair of more than seven hours due to a pair of weather stoppages. Vrabel was 9-5 on Kickoff Weekend in 14 seasons as an NFL player, and during his NFL assistant coaching tenure with the Houston Texans from 2014–2017, his teams went 2-2 in Week 1 games.

Previously, the Titans and Broncos franchises have engaged each other twice on Kickoff Weekend, but the last time was Sept. 17, 1972, which the Broncos took at home by a final score of 30-17. The Oilers defeated the Broncos in Houston in the only other Week 1 contest in series history, played on Sept. 3, 1966.

The Titans are 31-29 all-time as a franchise in Week 1, including a 5-5 Kickoff Weekend record at Nissan Stadium.

Titans all-time on Kickoff Weekend (1960–present):

Longest Streaks ...

W	L	T	Pct.	Win	Loss	Current
31	29	0	.517	4	3	W-1

TITANS KICKOFF WEEKEND RESULTS

Titans/Oilers opening day results:

Date	Opp	W/L
9/11/60	at Oak	W, 37-22
9/9/61	Oak	W, 55-0
9/9/62	at Buf	W, 28-23
9/7/63	Oak	L, 13-24
9/12/64	at SD	L, 21-27
9/12/65	NYJ	W, 27-21
9/3/66	Den	W, 45-7
9/9/67	KC	L, 20-25
9/9/68	KC	L, 21-26
9/14/69	at Oak	L, 17-21
9/20/70	at Pit	W, 19-7
9/19/71	at Cle	L, 0-31
9/17/72	at Den	L, 17-30
9/16/73	at NYG	L, 14-34
9/15/74	SD	W, 21-14
9/21/75	at NE	W, 7-0
9/12/76	TB	W, 20-0
9/18/77	NYJ	W, 20-0
9/3/78	at Atl	L, 14-20
9/2/79	at Was	W, 29-27
9/7/80	at Pit	L, 17-31
9/6/81	at LA Rams	W, 27-20
9/12/82	at Cin	L, 6-27
9/4/83	GB (OT)	L, 38-41
9/2/84	LA Raiders	L, 14-24
9/8/85	Mia	W, 26-23
9/7/86	at GB	W, 31-3
9/13/87	LA Rams	W, 20-16
9/4/88	at Ind (OT)	W, 17-14
9/10/89	at Min	L, 7-38
9/9/90	at Atl	L, 27-47
9/1/91	LA Raiders	W, 47-17
9/6/92	Pitt	L, 24-29
9/5/93*	at NO	L, 21-33

Date	Opp	W/L
9/4/94	at Ind	L, 21-45
9/3/95	at Jax	W, 10-3
9/1/96	KC	L, 19-20
8/31/97	Oak	W, 24-21
9/6/98	at Cin	W, 23-14

"Titans Era" (1999-Present)

Date	Opp	W/L
9/12/99	Cin	W, 36-35
9/3/00*	at Buf	L, 13-16
9/9/01*	Mia	L, 23-31
9/8/02	Phi	W, 27-24
9/7/03*	Oak	W, 25-20
9/11/04#	at Mia	W, 17-7
9/11/05	at Pit	L, 7-34
9/10/06	NY Jets	L, 16-23
9/9/07	at Jax	W, 13-10
9/7/08	Jax	W, 17-10
9/10/09%	at Pit (OT)	L, 10-13
9/12/10	Oak	W, 38-13
9/11/11	at Jax	L, 14-16
9/9/12	NE	L, 13-34
9/8/13	at Pit	W, 16-9
9/7/14	at KC	W, 26-10
9/13/15	at TB	W, 42-14
9/11/16	Min	L, 16-25
9/10/17	Oak	L, 16-26
9/9/18	at Mia	L, 20-27
9/8/19	at Cle	W, 43-13

* Sunday night # Saturday
% Thursday night

KICKOFF WEEKEND ON THE ROAD

The Titans will open their regular season schedule on the road for the 12th time in the "Titans era" (1999-present). The Titans are 11-10 overall on Kickoff Weekend in that time period, including a 5-5 mark at Nissan Stadium (opened in 1999) and a 6-5 record on the road.

Titans on the road for Kickoff Weekend in the "Titans era" (1999-present):

Date	Stadium (current name)	Opponent	Result
9/3/00 (Sun. night)	New Era Field	at Buffalo	L, 13-16
9/11/04 (Sat.)	Hard Rock Stadium	at Miami	W, 17-7
9/11/05	Heinz Field	at Pittsburgh	L, 7-34
9/9/07	TIAA Bank Field	at Jacksonville	W, 13-10
9/10/09 (Thu. night)	Heinz Field	at Pittsburgh (OT)	L, 10-13
9/11/11	TIAA Bank Field	at Jacksonville	L, 14-16
9/8/13	Heinz Field	at Pittsburgh	W, 16-9
9/7/14	Arrowhead Stadium	at Kansas City	W, 26-10
9/13/15	Raymond James Stadium	at Tampa Bay	W, 42-14
9/9/18	Hard Rock Stadium	at Miami	L, 20-27
9/8/19	FirstEnergy Stadium	at Cleveland	W, 43-13

TOP WEEK 1 PERFORMANCES SINCE 1999

The best Titans performances in Week 1 games during the "Titans era" (1999-present):

Rushing

Attempts: 27 - by Chris Johnson vs. Oakland, 9/12/10
Yards: 175 - by Chris Brown at Jacksonville, 9/9/07
Touchdowns: 2 - by Chris Johnson vs. Oakland, 9/12/10; by Travis Henry vs. N.Y. Jets, 9/10/06

Passing

Attempts: 41 - by Marcus Mariota vs. Minnesota, 9/11/16; by Marcus Mariota vs. Oakland, 9/10/17
Yards: 341 - by Steve McNair vs. Cincinnati, 9/12/99
Touchdowns: 4 - by Marcus Mariota at Tampa Bay, 9/13/15
Passer Rating: 158.3 - by Marcus Mariota at Tampa Bay, 9/13/15 (13-15, 209 yds, 4 TD, 0 Int)

Receiving

Receptions: 10 - by Derrick Mason vs. Oakland, 9/7/03
Yards: 162 - by Kevin Dyson vs. Cincinnati, 9/12/99
Touchdowns: 2 - by Delanie Walker at Cleveland, 9/8/19; by DeMarco Murray vs. Minnesota, 9/11/16; by Kenny Britt at Jacksonville, 9/11/11; by Kevin Dyson vs. Cincinnati, 9/12/99

Defense

Sacks: 3 - by Carlos Hall vs. Philadelphia, 9/8/02
Interceptions: 2 - by Jason McCourty at Kansas City, 9/7/14; by Cortland Finnegan vs. Jacksonville, 9/7/08

Team Yards

Most by Offense: 404 - at Kansas City, 9/7/14
Fewest by Defense: 189 vs. Jacksonville, 9/7/08

Points

Scored by Titans: 43 - at Cleveland, 9/8/19
Margin of Victory: 30 - at Cleveland, 9/8/19



Derrick Henry scored on a 75-yard reception on Sept. 8, 2019.

THE TITANS ON MONDAY NIGHT

The Titans play on Monday Night Football this week for the 42nd time in franchise history. The team enters the game with an all-time record of 23-18 on the Monday primetime stage.

This week marks the Titans' return to Monday Night Football after a hiatus in 2019. They had two Monday night games in 2018, winning 28-14 at Dallas (Nov. 5) and losing 34-17 at Houston (Nov. 26).

Mike Vrabel is 1-1 as a head coach on Monday Night Football, while quarterback Ryan Tannehill is 1-3 as a starter on Monday night—all with the Miami Dolphins.



Jaysan Brown recorded a sack and forced fumble in a Monday night win at Dallas in 2018.

TOP PRIMETIME PERFORMANCES, 1999–2019

Below are the Titans' top individual statistical performances in primetime games during the "Titans era" (1999–present):

PASSING					
Passing	Stat	Player	Opp	Night	Date
Passing Yards	426	Billy Volek	KC	Mon	12/13/04
	306	Marcus Mariota	Ind	Mon	10/16/17
Passing Attempts	48	Steve McNair	Bal	Mon	11/12/01
	44	Matt Hasselbeck	Pit	Thu	10/11/12
Pass Completions	29	Billy Volek	KC	Mon	12/13/04
	28	Kerry Collins	Ind	Thu	12/9/10
Passing TDs	4	Billy Volek	KC	Mon	12/13/04
	3	Kerry Collins	Ind	Thu	12/9/10
Passer Rating	148.1	Marcus Mariota	Jax	Thu	10/27/16
	147.7	Marcus Mariota	Hou	Mon	11/26/18

RUSHING					
Passing	Stat	Player	Opp	Night	Date
Rushing Yards	238	Derrick Henry	Jax	Thu	12/6/18
	199	Eddie George	Oak	Thu	12/9/99
Rush Attempts	31	Eddie George	NE	Mon	12/16/02
	29	Chris Johnson	@Hou	Mon	11/23/09
Rushing TDs	29	Eddie George	Jax	Mon	10/16/00
	4	Derrick Henry	Jax	Thu	12/6/18
	2	(five times, last by Chris Johnson vs. Ind., Thu., 11/14/13)			

RECEIVING					
Passing	Stat	Player	Opp	Night	Date
Receptions	12	Drew Bennett	KC	Mon	12/13/04
	12	Derrick Mason	Bal	Mon	11/12/01
Receiving Yards	233	Drew Bennett	KC	Mon	12/13/04
	133	Derrick Mason	@NYJ	Mon	12/1/03
Receiving TDs	3	Drew Bennett	KC	Mon	12/13/04
	2	Bo Scaife	Ind	Thu	12/9/10

DEFENSE					
Passing	Stat	Player	Opp	Night	Date
Sacks	2.5	Henry Ford	@Mia	Sun	11/7/99
	2.0	(nine times, last by Derrick Morgan at Jax., Thu., 12/18/14)			
Interceptions	3	Keith Bulluck	@NO	Mon	9/24/07
	2	(five times, last by Michael Griffin and Jason McCourty vs. NYJ, Mon., 12/17/12)			

All-time Monday night games in Oilers/Titans history:

Year	Date	Opponent	Score	Result
1970	Dec. 7	CLEVELAND (ABC)	10-21	L
1972	Oct. 9	OAKLAND (ABC)	0-34	L
1975	Nov. 24	PITTSBURGH (ABC)	9-32	L
1976	Nov. 1	at Baltimore (ABC)	14-38	L
1978	Oct. 23	at Pittsburgh (ABC)	24-17	W
1978	Nov. 20	MIAMI (ABC)	35-30	W
1979	Nov. 5	at Miami (ABC)	9-6	W
1979	Dec. 10	PITTSBURGH (ABC)	20-17	W
1980	Sept. 15	at Cleveland (ABC)	16-7	W
1980	Nov. 10	NEW ENGLAND (ABC)	38-34	W
1981	Oct. 26	at Pittsburgh (ABC)	13-26	L
1982	Dec. 13	DALLAS (ABC)	7-37	L
1988	Nov. 7	CLEVELAND (ABC)	24-17	W
1989	Nov. 13	CINCINNATI (ABC)	26-24	W
1990	Nov. 26	BUFFALO (ABC)	27-24	W
1991	Sept. 16	KANSAS CITY (ABC)	17-7	W
1991	Dec. 2	PHILADELPHIA (ABC)	6-13	L
1992	Dec. 7	CHICAGO (ABC)	24-7	W
1993	Oct. 11	at Buffalo (ABC)	7-35	L
1994	Oct. 3	at Pittsburgh (ABC)	14-30	L
1994	Oct. 24	at Philadelphia (ABC)	6-21	L
1994	Nov. 21	N.Y. GIANTS (ABC)	10-13	L
2000	Oct. 16	JACKSONVILLE (ABC)	27-13	W
2000	Oct. 30	at Washington (ABC)	27-21	W
2000	Dec. 25	DALLAS (ABC)	31-0	W
2001	Oct. 29	at Pittsburgh (ABC)	7-34	L
2001	Nov. 12	BALTIMORE (ABC)	10-16	L
2002	Dec. 16	NEW ENGLAND (ABC)	24-7	W
2003	Dec. 1	at New York Jets (ABC)	17-24	L
2004	Oct. 11	at Green Bay (ABC)	48-27	W
2004	Dec. 13	KANSAS CITY (ABC)	38-49	L
2007	Sept. 24	at New Orleans (ESPN)	31-14	W
2007	Nov. 19	at Denver (ESPN)	20-34	L
2008	Oct. 27	INDIANAPOLIS (ESPN)	31-21	W
2009	Nov. 23	at Houston (ESPN)	20-17	W
2010	Oct. 18	at Jacksonville (ESPN)	30-3	W
2012	Dec. 17	N.Y. JETS (ESPN)	14-10	W
2014	Nov. 17	PITTSBURGH (ESPN)	24-27	L
2017	Oct. 16	INDIANAPOLIS (ESPN)	36-22	W
2018	Nov. 5	at Dallas (ESPN)	28-14	W
2018	Nov. 26	at Houston (ESPN)	17-34	L
All-Time Monday Record			23-18	

FRANCHISE PRIMETIME SUMMARY

All-time, the Titans are 41-40 in primetime telecasts, which includes regular season games played on Monday, Thursday, Friday, Saturday and Sunday evenings.

This week's game is the first of three scheduled primetime appearances for the Titans in 2020. They host the Indianapolis Colts on Thursday, Nov. 12, and they travel to face the Green Bay Packers on Dec. 27.

Franchise history in primetime games:

Day	Overall	Pct.	Home	Road
Monday Night	23-18	.561	14-9	9-9
Thursday Night	6-9	.400	6-3	0-6
Friday Night	0-1	.000	0-1	0-0
Saturday Night	1-2	.333	0-2	1-0
Sunday Night	11-10	.524	8-5	3-5
Totals	41-40	.506	28-20	13-20

EVP/GENERAL MANAGER JON ROBINSON

[Video: Titans GM Jon Robinson on Social Justice](#)

[Video: Titans All Access recaps the 2020 NFL Draft](#)

[Video: Jon Robinson from the 2020 NFL Scouting Combine](#)

[Video: Jaimie Robinson's Work with Diabetes Nonprofit JDRF](#)

[JDRF Event a Success, with Help of Titans GM Jon Robinson](#)



Jon Robinson was hired as Titans general manager on Jan. 14, 2016 after spending two years as director of player personnel for the Tampa Bay Buccaneers. Nearly one year later, on Jan. 5, 2017, he was promoted to executive vice president/general manager.

In his first four years on the job, the Titans finished with four consecutive 9-7 seasons. It marked the first time the organization produced at least four consecutive winning seasons since a seven-year run of winning records from 1987–1993. The Titans were one of four NFL teams to accomplish the feat from 2016–2019, joining New England, Seattle and Kansas City.

Robinson became only the second general manager in franchise history whose first four teams finished above the .500 mark, joining **Mike Holovak** (1989-92).

Robinson's work helped the team go from three wins in the season prior to his arrival (2015) to a divisional round playoff finish following the 2017 campaign. He became the fifth general manager in franchise history to have the team in the playoffs within his first two full seasons.

Then, in 2019, the team he constructed advanced to the AFC Championship game. It was the organization's first appearance in the conference title game in 17 seasons (2002).

When the Titans took the field for the 2019 postseason, only seven players remained on the 53-man roster from prior to Robinson's arrival—a turnover rate of 87 percent. That included 23 free agents, 18 draft picks, four players acquired via trade and one waiver pickup. An additional six players he acquired (four free agents, one draft pick and one waiver claim) ended 2019 on injured reserve.

The 2020 NFL Draft was Robinson's fifth draft as general manager. In those five drafts, he selected 35 total players, and 21 of those players remained with the club at the beginning of training camp in 2020. During that same time period (as of July 28, 2020), he engineered 20 trades and made 11 waiver claims.

2020: Prior to the 2020 free agent signing period, the Titans reached an agreement on a multi-year contract to keep quarterback **Ryan Tannehill** in Tennessee. The Titans also re-signed tackle **Dennis Kelly** and outside linebacker **Kamalei Correa**, among others.

After initially placing the franchise tag on running back **Derrick Henry**, the Titans and Henry were able to come to an agreement on a multi-year contract extension in July 2020.

Robinson also led the acquisition of unrestricted free agent outside

linebacker **Vic Beasley** from the Atlanta Falcons. The former first-round pick spent his first five NFL seasons (2015-19) in Atlanta, capping his tenure there with eight sacks in 2019. He led the NFL with 15.5 sacks in 2016, and from his rookie season through 2019, he ranked 16th in the NFL in sacks by edge rushers (outside linebackers and defensive ends).

Robinson patiently waited to add two more significant free agents just prior to the beginning of the 2020 regular season, picking up kicker **Stephen Gostkowski** and outside linebacker **Jadeveon Clowney** during the first week of September. Gostkowski earned four Pro Bowl berths and three Super Bowl rings during 14 seasons with the Patriots, becoming the team's all-time leading scorer (1,775 points). Through 2019, he was the NFL's fifth-most accurate kicker in history (374 of 428). Clowney, a three-time Pro Bowl selection, joined **Aaron Donald** and **Chandler Jones** as the only NFL players with at least 60 tackles for loss, eight forced fumbles and 150 quarterback pressures from 2016 through 2019.

In the 2020 NFL Draft, the Titans had six total picks. The first of those was Georgia tackle **Isaiah Wilson** (first round, 29th overall), followed by Louisiana State cornerback **Kristian Fulton** (second round, 61st overall) and Appalachian State running back **Darrynton Evans** (third round, 93rd overall) in the first three rounds.

2019: Near the beginning of the 2019 free agent signing period, Robinson worked quickly to add several veterans from other teams who played key roles in 2019: Buccaneers wide receiver **Adam Humphries**, Rams guard **Rodger Saffold** and Tannehill in a trade with the Dolphins. Robinson also worked to re-sign starting safety **Kenny Vaccaro** and punter **Brett Kern**.

Then, in the 2019 NFL Draft, Robinson directed the selection of six total players, including Mississippi State defensive lineman **Jeffery Simmons** in the first round (19th overall), Ole Miss wide receiver **A.J. Brown** in the second round (51st overall) and Charlotte offensive lineman **Nate Davis** in the third round (82nd overall).

Tannehill, who proved to be one of the NFL's top acquisitions of 2019, started every game after Week 6, leading the team into the playoffs. He led the NFL and set franchise records with a 117.5 passer rating and a 9.6-yard passing average. In addition to being named to his first Pro Bowl, he earned Associated Press Comeback Player of the Year honors.

As a rookie, Brown led the Titans in every major receiving category. Among all rookies in 2019, he ranked first in receiving yards (1,051), tied for the rookie lead in touchdown receptions (eight) and placed fifth in receptions (52). Among all NFL players in 2019—rookies and veterans—Brown finished second in receiving average (20.2), behind only the Los Angeles Chargers' **Mike Williams** (20.4).

2018: The Titans' 2018 free agent class included Pro Bowl cornerback **Malcolm Butler**. In his first two seasons in Tennessee, Butler played in 25 games (20 starts) and totaled five interceptions. In early August, the Titans signed Vaccaro, who went on to start 13 games his first season in Tennessee and all 16 games in 2019.

Robinson's 2018 draft class was comprised of four players after he used multiple trades to go up and get his targets. It included first-round linebacker **Rashaan Evans** from Alabama (22nd overall pick) and second-round outside linebacker **Harold Landry III** from Boston College (41st overall). Evans started all 16 games in 2019 and led the team with 139 tackles. Landry appeared in 31 games (19 starts) in his first two seasons, and his 13.5 sacks from 2018–2019 (nine in 2019) ranked first on the team.

2017: During the 2017 offseason, Robinson used free agency to address needs on defense and special teams. Most notably, he spearheaded deals for cornerback **Logan Ryan** (New England) and special teams contributor and 2017 Pro Bowler **Brynden Trawick** (Oakland).

In the 2017 NFL Draft, Robinson spent first-round picks on wide receiver **Corey Davis** (fifth overall) and cornerback **Adoree' Jackson** (18th overall). It marked the first time the franchise had a pair of first-round draft selections since 1987. The Titans' 2017 draft haul also featured tight end **Jonnu Smith** in the third round and linebacker **Jayon Brown** in the fifth round.

The 2017 Titans advanced to the playoffs for the first time since 2008. Robinson became the fifth general manager in franchise history to have the team in the postseason within his first two full seasons.

2016: In his first year as an NFL general manager, Robinson's leadership and decision-making helped the Titans triple their win total from the previous season, finishing 9-7 in 2016 after a 3-13 finish in 2015. The six-win improvement tied for the most in franchise history (1967 and 1974) and



The Titans used their first-round pick in 2018 on Rashaan Evans.

TITANS FOOTBALL ADMINISTRATION/
PLAYER PERSONNEL STAFF

Jon Robinson Executive Vice President/General Manager

Vin Marino Vice President of Football Administration

Ryan Cowden Vice President of Player Personnel

Monti Ossenfort . . Director of Player Personnel

Brian Gardner . . . Director of Pro Scouting

Jon Salge Director of College Scouting

Kevin Turks Assistant Director of Pro Scouting

Jay Thomas Personnel Analyst

Mike Boni National Scout

Dale Thompson . . National Scout

Brandon Taylor . . Pro Scout

Casey Callahan . . College Scout

Patrick Callaway . College Scout

T.J. Earley College Scout

Tom Roth College Scout

Wes Slay College Scout

Rob Riederer . . . Scouting Coordinator

Patrick Woo Scouting Coordinator

Matt Miller Scouting Assistant

Blaise Taylor . . . Scouting Assistant

Max Curtis Executive Assistant to EVP & General Manager/
Football Administration Coordinator

doubled the previous club benchmark for the most wins in the first year under a new general manager (three by **Bum Phillips** in 1975).

Within the first four months at his post, Robinson pulled the trigger on several key personnel decisions. On March 9, 2016, he made his first major acquisition, swapping fourth-round draft picks with the Philadelphia Eagles in exchange for running back **DeMarco Murray**. The trade provided major dividends in 2016, as Murray led the AFC and ranked third in the NFL with 1,287 rushing yards.

Around the same time, Robinson began to work the free agent market. Center **Ben Jones** and wide receiver **Rishard Matthews** highlighted the haul, and both were instrumental in helping to transform the Titans offense into the 11th-ranked unit in the NFL.

On April 14, 2016, two weeks before the NFL Draft, Robinson and the Titans dealt the first overall pick to the Los Angeles Rams in one of the biggest trades in recent NFL history. The Titans gave up the No. 1 pick and a fourth-rounder in order to receive the 15th overall pick, two second-rounders and a third-rounder in 2016, plus the Rams' first- and third-round picks in 2017. From 1990–2015, there were seven trades involving the No. 1 overall pick, but this was the first since 2004, when the San Diego Chargers selected **Eli Manning** with the first pick and dealt his rights to the New York Giants.

The Titans had their hands at one point or another on 17 selections in the 2016 draft due to five different trades (including one trade in 2015), and in the end, they ended up with a class of 10 players, including four of the top 45 picks. Robinson swung a draft-day trade with the Cleveland Browns to move back up to the eighth slot to choose Michigan State tackle **Jack Conklin**.

All 10 members of Robinson's first draft class played in at least one game in 2016. They accumulated a total of 110 games played and 38 starts, including 16 starts at right tackle by Conklin. The eighth-overall pick capped his successful rookie campaign by being named first-team All-Pro by Associated Press.

Henry, a second-rounder in 2016, led the Titans in rushing every season from 2017 through 2019. In 2019, he won the NFL's rushing crown with 1,540 yards and tied for the NFL lead with 16 rushing touchdowns.

Third-round safety **Kevin Byard** earned first-team All-Pro honors in his second campaign. He led the NFL from 2017–2019 with 17 total interceptions also was named to the Pro Bowl in 2017.

PRIOR HISTORY: Robinson arrived in Tennessee with a wide range of experience from working his way up on the personnel side of the NFL. From

2014–2015, he served as director of player personnel for the Buccaneers and oversaw both college and pro departments as the team rebuilt its roster. The 2015 Buccaneers draft class made a significant impact, including four rookie starters: quarterback **Jameis Winston**, tackle **Donovan Smith**, guard **Ali Marpet** and linebacker **Kwon Alexander**.

Prior to joining Tampa Bay, Robinson spent 12 years with the New England Patriots, including his last five years (2009-13) as the director of college scouting. In the five years heading up their college scouting, the Patriots added a number of key components to their roster that won the Super Bowl in 2014, including wide receiver **Julian Edelman**, defensive back **Devin McCourty**, tight end **Rob Gronkowski**, tackle **Nate Solder** and defensive end **Chandler Jones**. He joined the Patriots as an area scout in 2002, a role he served for four seasons. Robinson then spent two years (2006-07) as a regional scout, before being promoted to assistant director of college scouting in 2008 and then director of college scouting in 2009. In his time scouting for the Patriots the team won 10 division titles, four conference titles and two Super Bowls (2003, 2004).

Robinson played three years at Southeast Missouri State as a defensive lineman after starting his college career at the Air Force Academy. Following his college career as a player, he spent one season (1998) coaching at his alma mater and three years (1999-2001) coaching at Nicholls State.

A native of Union City, Tenn., Robinson and his wife, Jaimie, have two daughters, Taylor and Bailey.

JON ROBINSON'S BACKGROUND:

2017-20: Tennessee Titans - Executive Vice President/General Manager

2016: Tennessee Titans - General Manager

2014-15: Tampa Bay Buccaneers - Director of Player Personnel

2009-13: New England Patriots - Director of College Scouting

2008: New England Patriots - Assistant Director of College Scouting

2006-07: New England Patriots - Regional Scout

2002-05: New England Patriots - Area Scout

1999-01: Nicholls State - Assistant Coach

1998: Southeast Missouri State - Assistant Coach

FOUR WINNING SEASONS

Jon Robinson constructed a roster that produced four consecutive winning seasons in Robinson's first four years on the job. The club went 9-7 in 2016, 2017, 2018 and 2019 with postseason berths following the 2017 and 2019 campaigns.

Robinson became only the second general manager in franchise history whose first four teams finished above the .500 mark, joining **Mike Holovak** (1989-92).

Most winning seasons in a general manager's first four seasons, franchise history:

New GM	1st 4 Seasons (or fewer)	Seasons Over .500	4-Year Total			
			W	L	T	Pct
Mike Holovak	1989-92	4	39	25	0	.609
Jon Robinson	2016-19	4	36	28	0	.563
Bum Phillips	1975-78	3	33	25	0	.569
Don Suman	1961-62 (2)	2	21	6	1	.768
Mike Reinfeldt	2007-10	2	37	27	0	.578
Don Klosterman	1966-69	1	25	28	3	.473
Frank "Pop" Ivy	1963 (1)	0	6	8	0	.429
Floyd Reese	1994-97	0	25	39	0	.390
Sid Gillman	1973-74 (2)	0	8	20	0	.286
Carroll Martin	1964-65 (2)	0	8	20	0	.286
Ruston Webster	2012-15	0	18	46	0	.281
Ladd Herzeg	1981-84	0	13	44	0	.228
John Breen	1971-72 (2)	0	5	22	1	.196

ROBINSON TO THE PLAYOFFS IN YEAR 2

In January 2016, Titans controlling owner **Amy Adams Strunk** hired general manager **Jon Robinson**, who helped turn the Titans into a playoff team by his second season.

Robinson became the fifth general manager in franchise history to have the team in the playoffs within his first two full seasons.

Titans/Oilers general managers in the playoffs within their first two full seasons:

Head Coach	First Full Season as General Manager	Postseason Berths in First Two Seasons
Jon Robinson	2016	2017 (Year 2)
Mike Reinfeldt	2007	2007, 2008 (Years 1 & 2)
Mike Holovak	1989	1989, 1990 (Years 1 & 2)
Don Klosterman	1966	1967 (Year 2)
Don Suman	1961	1961, 1962 (Years 1 & 2)

FREE AGENCY UNDER ROBINSON

2020

Free Agents Signed	Former Team
OLB Vic Beasley Jr.	Atlanta
DB Ibraheim Campbell	Green Bay
DL Jack Crawford	Atlanta
LB Nick Dzubnar	L.A. Chargers
CB Johnathan Joseph	Houston
RB Senorise Perry	Buffalo
T Ty Sambrailo	Atlanta

Free Agents Lost	New Team
T Jack Conklin	Cleveland
WR Darius Jennings	L.A. Chargers
DL Austin Johnson	N.Y. Giants
QB Marcus Mariota	Las Vegas
WR Tajaé Sharpe	Minnesota
CB LeShaun Sims	Cincinnati

2019

Free Agents Signed	Former Team
WR Adam Humphries	Tampa Bay
G Rodger Saffold	L.A. Rams
DL Brent Urban	Baltimore
OLB Cameron Wake	Miami

Free Agents Lost	New Team
TE Luke Stocker	Atlanta
G Quinton Spain	Buffalo

2018

Free Agents Signed	Former Team
CB Malcolm Butler	New England
WR Michael Campanaro	Baltimore
LB Will Compton	Washington
QB Blaine Gabbert	Arizona
RB Dion Lewis	New England
S Kendrick Lewis	Baltimore
DL Bennie Logan	Kansas City
G Kevin Pamphile	Tampa Bay
OL Xavier Su'a-Filo	Houston
S Kenny Vaccaro	New Orleans
WR Nick Williams	Atlanta



Malcolm Butler was signed as an unrestricted free agent in 2018.

Free Agents Lost	New Team
DB Curtis Riley	N.Y. Giants
QB Brandon Weeden	Houston
LB Avery Williamson	N.Y. Jets
G/C Brian Schwenke	New England
WR Eric Decker	New England

2017

Free Agents Signed	Former Team
LB Daren Bates	Oakland
S Johnathan Cyprien	Jacksonville
WR Eric Decker	N.Y. Jets
CB Demontre Hurst	Chicago
OL Tim Lelito	New Orleans
CB Logan Ryan	New England
S Brynden Trawick	Oakland
OLB Erik Walden	Indianapolis
KR/WR Eric Weems	Atlanta
NT Sylvester Williams	Denver

Free Agents Lost	New Team
T/G Byron Bell	Dallas
CB Valentino Blake	N.Y. Giants
TE Anthony Fasano	Miami
C/G Brian Schwenke	Indianapolis (later re-signed in Tennessee)
LB Sean Spence	Indianapolis
G Chance Warmack	Philadelphia
WR Kendall Wright	Chicago

2016

Free Agents Signed	Former Team
CB Brice McCain	Miami
C Ben Jones	Houston
QB Matt Cassel	Dallas
WR Rishard Matthews	Miami
LB Sean Spence	Pittsburgh
CB Valentino Blake	Pittsburgh
S Rashad Johnson	Arizona

Free Agents Lost	New Team
LB Zach Brown	Buffalo
LB Steven Johnson	Pittsburgh
OL Joe Looney	Dallas
CB Coty Sensabaugh	Los Angeles

JON ROBINSON'S DRAFT CLASSES

Bold = currently on the Titans roster, practice squad or reserve lists

2020

Rd.	Pick	Player	Pos.	College
1	29	Isaiah Wilson	T	Georgia
2	61	Kristian Fulton	CB	Louisiana State
3	93	Darrynton Evans	RB	Appalachian State
5	174	Larrell Murchison	DL	North Carolina State
7	224	Cole McDonald	QB	Hawaii
7	243	Chris Jackson	DB	Marshall

2019

Rd.	Pick	Player	Pos.	College
1	19	Jeffery Simmons	DL	Mississippi State
2	51	A.J. Brown	WR	Mississippi
3	82	Nate Davis	OL	Charlotte
4	116	Amani Hooker	DB	Iowa
5	168	D'Andre Walker	OLB	Georgia
6	188	David Long Jr.	LB	West Virginia

2018

Rd.	Pick	Player	Pos.	College
1	22	Rashaan Evans	LB	Alabama
2	41	Harold Landry III	OLB	Boston College
5	152	Dane Cruikshank	DB	Arizona
6	199	Luke Falk	QB	Washington State

2017

Rd.	Pick	Player	Pos.	College
1	5	Corey Davis	WR	Western Michigan
1	18	Adoree' Jackson	CB	Southern California
3	72	Taywan Taylor	WR	Western Kentucky
3	100	Jonnu Smith	TE	Florida International
5	155	Jayon Brown	LB	UCLA
6	217	Corey Levin	OL	Chattanooga
7	227	Josh Carraway	OLB	Texas Christian
7	236	Brad Seaton	T	Villanova
7	241	Khalfani Muhammad	RB	California

2016

Rd.	Pick	Player	Pos.	College
1	8	Jack Conklin	T	Michigan State
2	33	Kevin Dodd	OLB	Clemson
2	43	Austin Johnson	DL	Penn State
2	45	Derrick Henry	RB	Alabama
3	64	Kevin Byard	S	Middle Tennessee St.
5	140	Tajaé Sharpe	WR	Massachusetts
5	157	LeShaun Sims	CB	Southern Utah
6	193	Sebastian Tretola	G	Arkansas
7	222	Aaron Wallace	OLB	UCLA
7	253	Kalan Reed	CB	Southern Mississippi

2020 TITANS DRAFT CLASS

OL ISAIAH WILSON | 6-6, 350, Georgia

1st round, 29th overall

College: Following a redshirt season, Wilson started 24 total games for the Bulldogs from 2018 to 2019. All of his starts came at right tackle. As a sophomore (2019), Wilson was named second-team Associated Press All-SEC and was the co-winner of the Offensive "Up Front" Award. Wilson was named to the Football Writers Association of America Freshman All-America team and the 2018 Coaches Freshman All-SEC Team his redshirt freshman year (2018).



CB KRISTIAN FULTON | 5-11, 197, Louisiana State

2nd round, 61st overall

College: In a three-year career at LSU (2016-19), Fulton appeared in 28 games and made 25 starts. He finished his career with 65 tackles, 25 passes defended, two interceptions, and one forced fumble. As a senior in 2019, Fulton started all 15 games and posted 38 tackles, one tackle for loss, 15 passes defended and one interception. He also earned second-team All-SEC recognition by the Associated Press. During his junior season (2018), Fulton started 10 games and tallied 25 tackles, one tackle for loss, 10 passes defended, one interception and one forced fumble.

RB DARRYNTON EVANS | 5-10, 203, Appalachian State

3rd round, 93rd overall

College: In three on-field seasons at Appalachian State (2016, 2018-19), Evans appeared in 39 games and made 22 starts. He was a two-time All-Sun Belt first-team selection and was the Sun Belt's Offensive Player of the Year in 2019. Evans was a two-time Sun Belt Championship Game MVP and MVP of the 2019 New Orleans Bowl. He finished his career with 2,884 rushing yards (ninth all-time at Appalachian State) despite being the primary running back for just 23 career games. Evans set school records for most career rushes without a fumble (482) and single-season rushes without a fumble (255 in 2019). Evans had 4,642 all-purpose yards, including 1,439 yards on kickoff returns and 319 yards as a receiver, plus 14 passing yards. Evans scored 34 total touchdowns with 25 rushing, six receiving and a program-record three as a kick returner. Evans totaled 11 runs of at least 50 yards in his final two seasons.

DL LARRELL MURCHISON | 6-2, 297, North Carolina State

5th round, 174th overall

College: During a two-year stint as a defensive tackle at North Carolina State, Murchison started all 25 contests. As a senior in 2019, Murchison started all 12 games at defensive tackle and registered 51 tackles. He led the Wolfpack with 12 tackles for loss and seven sacks. Murchison was named a second-team All-ACC choice by the league and an honorable mention All-ACC by Pro Football Focus. Murchison ranked sixth in the ACC in sacks with 0.58 per game. In 2018 as a redshirt junior, Murchison ranked second on the team with four sacks, earned the team's Cary Brewbaker Award for Defensive Lineman of the Year. He finished his Wolfpack career with 85 tackles, 11 sacks, 20 tackles for loss, five quarterback hits, an interception, three passes defended and three fumble recoveries. He started his collegiate career at Louisiana State College and was named a NJCAA junior-college honorable mention All-American.

QB COLE MCDONALD | 6-3, 215, Hawaii

7th round, 224th overall

Currently not on the roster

College: After redshirting in 2016, McDonald was a reserve in 2017 before taking control as the starter in 2018. In 33 career games, including 24 starts, he completed 616 of 1,004 passes for 8,032 yards, 70 touchdowns and 24 interceptions. He added 880 yards and 12 touchdowns on 251 career rushing attempts. He finished in Hawaii's top five in nearly a dozen career statistical categories, including finishing fourth in all-time passing yards, attempts, completions, touchdowns and total offense (8,912).

DB CHRIS JACKSON | 5-10, 193, Marshall

7th round, 243th overall

College: During a four-year career at Marshall, started 48 games and posted 189 tackles, 6.5 tackles for loss, two sacks, seven interceptions with one returned for a touchdown, 45 passes defended and two fumble recoveries with one returned for a score on kickoff coverage for the Thundering Herd. Jackson's 45 passes defended rank first in Marshall history and his 48 career starts rank 14th in program history. He earned all-conference recognition in all four of his collegiate seasons.

TRADES BY JON ROBINSON

2020 TRADES

Trade Date/Teams	Compensation	Overall	Player Selected	Note
1. March 19, 2020				
Tennessee Receives:	Draft Choice: Round 7, 2020	#237	CB Thakarius Keyes	Pick originally from New England
Denver Receives:	Player: DT Jurrell Casey			

2. April 25, 2020 (Draft Day Trade)

Tennessee Receives:	Draft Choice: Round 6, 2021			
Kansas City Receives:	Draft Choice: Round 7, 2020	#237	CB Thakarius Keyes	Pick originally from New England through Denver

2019 TRADES

Trade Date/Teams	Compensation	Overall	Player Selected	Note
1. March 15, 2019				
Tennessee Receives:	Player: QB Ryan Tannehill			
	Draft Choice: Round 6, 2019	#188	LB David Long	
Miami Receives:	Draft Choice: Round 7, 2019	#233	RB Chandler Cox	
	Draft Choice: Round 4, 2020	#135	G Kevin Dotson	Pick traded to Pittsburgh

2. April 27, 2019 (Draft Day Trade)

Tennessee Receives:	Draft Choice: Round 4, 2019	#116	DB Amani Hooker	Pick originally from Miami through New Orleans
	Draft Choice: Round 5, 2019	#168	OLB D'Andre Walker	Pick originally from New Orleans
N.Y. Jets Receive:	Draft Choice: Round 4, 2019	#121	TE Trevon Wesco	
	Draft Choice: Round 5, 2019	#157	LB Blake Cashman	

3. August 29, 2019

Tennessee Receives:	Player: OLB Reggie Gilbert			
Green Bay Receives:	Draft Choice: Round 6, 2020	#208	C Jake Hanson	

4. August 31, 2019

Tennessee Receives:	Draft Choice: Round 7, 2020	#224	QB Cole McDonald	
Cleveland Receives:	Player: WR Taywan Taylor			

2018 TRADES

Trade Date/Teams	Compensation	Overall	Player Selected	Note
1. April 26, 2018 (Draft Day Trade)				
Tennessee Receives:	Draft Choice: Round 1, 2018	#22	LB Rashaan Evans	Pick originally from Kansas City through Buffalo
	Draft Choice: Round 6, 2018	#215	C Bradley Bozeman	Pick traded back to Baltimore
Baltimore Receives:	Draft Choice: Round 1, 2018	#25	TE Hayden Hurst	
	Draft Choice: Round 4, 2018	#125	DB Avonte Maddox	Pick traded to Philadelphia

2. April 27, 2018 (Draft Day Trade)

Tennessee Receives:	Draft Choice: Round 2, 2018	#41	OLB Harold Landry III	
Oakland Receives:	Draft Choice: Round 2, 2018	#57	DT P.J. Hall	
	Draft Choice: Round 3, 2018	#89	T Joseph Noteboom	Pick traded to L.A. Rams

3. April 28, 2018 (Draft Day Trade)

Tennessee Receives:	Draft Choice: Round 5, 2018	#152	DB Dane Cruikshank	
Baltimore Receives:	Draft Choice: Round 5, 2018	#162	WR Jordan Lasley	
	Draft Choice: Round 6, 2018	#215	C Bradley Bozeman	Pick originally from Baltimore

4. August 28, 2018

Tennessee Receives:	Player: LB Kamalei Correa			
Baltimore Receives:	Draft Choice: Round 6, 2019		DB Marcus Epps	Pick traded to Minnesota

2017 TRADES

Trade Date/Teams	Compensation	Overall	Player Selected	Note
1. April 28, 2017 (Draft Day Trade)				
Tennessee Receives:	Draft Choice: Round 3, 2017	#72	WR Taywan Taylor	Pick originally from Carolina
	Draft Choice: Round 6, 2017	#200	T Adam Bisnowaty	Pick traded to N.Y. Giants; originally from Indianapolis
New England Receives:	Draft Choice: Round 3, 2017	#83	DE Derek Rivers	
	Draft Choice: Round 4, 2017	#124	LB Jalen Reeves-Maybin	Pick traded to Detroit

2. April 29, 2017 (Draft Day Trade)

Tennessee Receives:	Draft Choice: Round 5, 2017	#155	LB Jayon Brown	
Philadelphia Receives:	Draft Choice: Round 5, 2017	#164	G Isaac Asiata	Pick traded to Miami
	Draft Choice: Round 6, 2017	#214	DT Elijah Qualls	Pick originally from Atlanta

TRADES BY JON ROBINSON

3. April 29, 2017 (Draft Day Trade)

Tennessee Receives:	Draft Choice:	Round 6, 2017	#207	DB Brandon Wilson	Pick traded to Cincinnati
	Draft Choice:	Round 7, 2017	#241	RB Khalfani Muhammad	
N.Y. Giants Receive:	Draft Choice:	Round 6, 2017	#200	T Adam Bisnowaty	Pick originally from Indianapolis through New England

4. April 29, 2017 (Draft Day Trade)

Tennessee Receives:	Draft Choice:	Round 6, 2017	#217	OL Corey Levin	Compensatory pick
	Draft Choice:	Round 7, 2017	#227	OLB Josh Carraway	
Cincinnati Receives:	Draft Choice:	Round 6, 2017	#207	DB Brandon Wilson	Pick originally from N.Y. Giants

5. Sept. 1, 2017

Tennessee Receives:	Player:	DE David King			
Kansas City Receives:	Draft Choice:	Round 7, 2018	#243	DB Keion Crossen	Conditional draft choice; traded to New England

2016 TRADES

Trade Date/Teams	Compensation	Overall	Player Selected	Note
1. March 9, 2016				
Tennessee Receives:	Player:	RB DeMarco Murray		
	Draft Choice:	Round 4, 2016	#113	LB Nick Kwiatkoski
Philadelphia Receives:	Draft Choice:	Round 4, 2016	#100	QB Connor Cook
				Pick traded from Tennessee to Los Angeles to Chicago
				Pick traded from Philadelphia to Cleveland to Oakland
2. April 14, 2016				
Tennessee Receives:	Draft Choice:	Round 1, 2016	#15	WR Corey Coleman
	Draft Choice:	Round 2, 2016	#43	DL Austin Johnson
	Draft Choice:	Round 2, 2016	#45	RB Derrick Henry
	Draft Choice:	Round 3, 2016	#76	T Shon Coleman
	Draft Choice:	Round 1, 2017	#5	WR Corey Davis
	Draft Choice:	Round 3, 2017	#100	TE Jonnu Smith
Los Angeles Receives:	Draft Choice:	Round 1, 2016	#1	QB Jared Goff
	Draft Choice:	Round 4, 2016	#113	LB Nick Kwiatkoski
				Pick originally from Philadelphia; traded from Los Angeles to Chicago
	Draft Choice:	Round 6, 2016	#177	TE Temarrick Hemingway
3. April 28, 2016 (Draft Day Trade)				
Tennessee Receives:	Draft Choice:	Round 1, 2016	#8	T Jack Conklin
	Draft Choice:	Round 6, 2016	#176	RB Andy Janovich
Cleveland Receives:	Draft Choice:	Round 1, 2016	#15	WR Corey Coleman
	Draft Choice:	Round 3, 2016	#76	T Shon Coleman
	Draft Choice:	Round 2, 2017	#52	QB DeShone Kizer
				Pick originally from Miami through Philadelphia
				Pick traded from Tennessee to Denver
				Pick originally from Los Angeles
				Pick originally from Los Angeles
4. April 30, 2016 (Draft Day Trade)				
Tennessee Receives:	Draft Choice:	Round 5, 2016	#157	CB LeShaun Sims
	Draft Choice:	Round 7, 2016	#253	CB Kalan Reed
Denver Receives:	Draft Choice:	Round 6, 2016	#176	RB Andy Janovich
	Draft Choice:	Round 6, 2017	#203	RB DeAngelo Henderson
				Pick originally from N.Y. Jets
				Pick originally from Cleveland
5. Aug. 16, 2016				
Tennessee Receives:	Player:	G/T Dennis Kelly		
Philadelphia Receives:	Player:	WR Dorial Green-Beckham		



HEAD COACH MIKE VRABEL

[Click For Complete Online Bio](#)

[Video: Mike Vrabel Recaps Offseason Program, Looks Ahead to 2020 Season](#)

[Video: Watch "The Mike Vrabel Show"](#)

[Video: Watch Mike Vrabel's latest press conference](#)

[Video: Introducing Mike Vrabel's Second and Seven Foundation](#)

[Video: Igniting the Fire - Who is Mike Vrabel?](#)



Mike Vrabel enters his third season as head coach in 2020. He was named to the position on Jan. 20, 2018, becoming the 19th head coach in franchise history.

In Vrabel's first two years, he directed the Titans to a 20-15 record, including a 2-1 mark in the 2019 playoffs. His 20 wins made up the second-highest total in franchise history for a head coach's first two seasons, behind only **Jack Pardee's** 21 wins from 1990–1991.

Vrabel became the first head coach in the organization's history to win multiple playoff games within his first two seasons. The Titans won a pair of road games—at New England in the wild card round and at Baltimore in the divisional round—to advance to the 2019 AFC championship game, falling at Kansas City to the eventual Super Bowl champion Chiefs.

The Titans began the 2019 campaign with two wins in their first six games but rallied to win seven of their final 10 games in the regular season. From the time the NFL went to its current playoff format in 1990 through 2019, 345 teams went 2-4 or worse in their first six games of a season. From that group, the Titans became only the third team to advance to a conference championship game, joining the 2002 Titans (2-4) and the 1996 Jacksonville Jaguars (2-4).

The 2019 Titans ranked in the NFL's top 10 in scoring margin (eighth, +71), turnover margin (sixth, +6), offensive yards per play (fourth, 6.12), rushing offense (third, 138.9 yards per game), red zone efficiency (first, 75.6 percent), total touchdowns (tied for third, 54) and third-down defense (eighth, 36.3 percent).

From 2018–2019, Vrabel's Titans were the second-least penalized NFL team (181). Over the same period of time, they were the fourth-best

rushing offense (129.2 yards per game), the fifth-best scoring defense (19.8 points allowed per game) and the seventh-best third-down defense (36.4 percent).

In his first season as head coach, Vrabel directed the Titans to a 9-7 record. His nine wins tied for the fourth-highest total in franchise history by a first-year head coach.

With only 82 penalties enforced against the Titans in 2018, Vrabel's team led the NFL and set a franchise record (16-game season) for fewest penalties in a season. The 2018 Titans also placed third in points allowed (18.9 per game), eighth in total defense (333.4 yards per game), sixth in passing defense (216.9), second in red zone defense (44.7 percent touchdown rate) and seventh in rushing offense (126.4) in the league rankings.

Vrabel arrived in Tennessee with 18 years of NFL experience, including four seasons as a coach and 14 seasons as a player. His distinguished playing career included three Super Bowl wins (2001, 2003 and 2004), one Pro Bowl selection (2007) and an All-Pro honor (2007). Vrabel played in 206 NFL games and totaled 57 sacks, 496 tackles, 11 interceptions, 20 forced fumbles, nine fumble recoveries and 10 touchdown receptions. Additionally, his teams advanced to the playoffs eight times (20 postseason games), with Vrabel recording eight postseason sacks and two postseason touchdown receptions.

Vrabel joined the Titans after four seasons with the Houston Texans, spending the first three seasons (2014-16) coaching linebackers and one year (2017) as the team's defensive coordinator. During his time in Houston, the Texans built one of the best defenses in the NFL and experienced tremendous success as a team – earning two division titles (2015, 2016).

Between 2014-16, the Texans defense ranked third in the NFL in yards allowed per game (319.9) and net passing yards (218.4). Houston also ranked first in third-down defense (33.6), fourth in opponent completion percentage (59.5) and sixth in points allowed per game (19.8). The 2016 defense ranked number one in the NFL, for the first time in franchise history, in yards allowed (301.3).

In 2017, his first year as a defensive coordinator, the Texans finished the campaign with 19 players on injured reserve. Despite the injuries, Vrabel led the defense to the fifth-best third-down percentage in the NFL and a franchise-record 3.97 yards per carry by opponents. Houston also

TITANS 2020 COACHING STAFF

Mike Vrabel	Head Coach
Arthur Smith	Offensive Coordinator
Craig Aukerman	Special Teams
Brian Bell	Strength & Conditioning Asst.
Scott Booker	Safeties
Shane Bowen	Outside Linebackers
Keith Carter	Offensive Line
Ryan Crow	Asst. Special Teams
Tony Dews	Running Backs
Todd Downing	Tight Ends
Matt Edwards	Defensive Asst.
Mondray Gee	Strength & Conditioning Asst.
Jim Haslett	Inside Linebackers
Chandler Henley	Off. Quality Control
Zak Kuhr	Def. Quality Control
Anthony Midget	Secondary
Rob Moore	Wide Receivers
Pat O'Hara	Quarterbacks
Matt Pees	Quality Control
Frank Piraino	Strength & Conditioning
Luke Steckel	Offensive Assistant
John Streicher	Coordinator of Football Development
Mike Sullivan	Asst. Offensive Line
Terrell Williams	Defensive Line

MIKE VRABEL AT A GLANCE

- Year as Titans head coach: 3
- Year as NFL head coach: 3
- Regular season record: 18-14
- Postseason record: 2-1
- Overall record: 20-15
- Regular season home record: 10-6
- Regular season road record: 8-8
- vs. Broncos: 0-1
- At home vs. Broncos: 0-0
- On the road vs. Broncos: 0-1
- vs. Vic Fangio: 0-1

Mike Vrabel's Career Coaching Ledger:

Years	Team	Position
2018-20	Tennessee Titans	Head Coach
2017	Houston Texans	Defensive Coordinator
2014-16	Houston Texans	Linebackers Coach
2012-13	Ohio State University	Defensive Line Coach
2011	Ohio State University	Linebackers Coach

Mike Vrabel's Career Playing Ledger:

Years	Team	Position
2009-10	Kansas City Chiefs	Linebacker
2001-08	New England Patriots	Linebacker
1997-00	Pittsburgh Steelers	Linebacker





had 18 different players record at least half a sack last year and 26 players tally at least one tackle for loss.

Vrabel spent his career playing and coaching with accomplished leaders, including **Bill Belichick**, **Bill Cowher**, **Romeo Crennel**, **Urban Meyer**, **Bill O'Brien** and **Todd Haley**.

As the Texans linebackers coach from 2014-16, Vrabel developed several players into top-notch performers, including **Jadeveon Clowney** (Pro Bowl, 2016), **Whitney Mercilus**, **Benardrick McKinney** (second-team All-Pro, 2016) and **Brian Cushing**. The 2015 Texans defense had the top third-down defense in the NFL (28.5 percent), which was the lowest percentage in franchise history and the lowest by any NFL team since the 2003 Titans (27.7 percent). The 2015 defense also set a franchise mark for sacks in a season with 45 - 22.5 coming from Vrabel's linebacking corps.

Prior to joining the NFL coaching ranks, Vrabel transitioned immediately from an NFL player to college coach. He started as the linebacker coach at Ohio State in 2011 and coached the defensive line from 2012–2013. The 2012 Buckeyes finished the season undefeated at 12-0. He also was named Big Ten Recruiter of the Year by ESPN.com in 2012.

Vrabel was selected by the Pittsburgh Steelers in the third round (91st overall) of the 1997 NFL Draft, after his playing career at Ohio State, where he earned All-America honors and Big Ten Conference Defensive Lineman of the Year in both 1995 and 1996.

A native of Akron, Ohio, Vrabel attended Walsh Jesuit High School. He and his wife, Jennifer, have two sons: Tyler and Carter.

20 WINS IN FIRST TWO YEARS

Mike Vrabel won nine games as a rookie head coach in 2018. Of the 19 head coaches in the organization's history, beginning in 1960, Vrabel became the eighth to reach nine wins in his first full season as head coach.

Then, in 2019, Vrabel's team again went 9-7 in the regular season. The club earned a wild card playoff berth and won two postseason games before falling in the AFC title game.

Including regular season and postseason games, Vrabel's 20 wins from 2018–2019 give him the second-highest total in franchise history for a head coach's first two seasons (not including interim seasons). Only **Jack Pardee's** 21 wins from 1990–1991 rank better than Vrabel's total.

Most combined regular season and postseason wins in a head coaches first two seasons, franchise history*:

Coach	Seasons	Wins	Losses	Ties	Pct.
1. Jack Pardee	1990-91	21	14	0	.600
2. Mike Vrabel	2018-19	20	15	0	.571
3. Mike Mularkey	2016-17	19	15	0	.559
4. Frank "Pop" Ivy	1962-63	17	12	0	.586
5. O.A. "Bum" Phillips	1975-76	15	13	0	.536
6. Jeff Fisher	1995-96	15	17	0	.469
7. Mike Munchak	2011-12	15	17	0	.469
8. Jerry Glanville	1986-87	15	18	0	.455
9. Lou Rymkus	1960-61	12	7	1	.625
10. Wally Lemm	1966-67	12	16	1	.431

* Does not include interim seasons

VRABEL LEADS TITANS TO AFC TITLE GAME

Titans head coach **Mike Vrabel** became the franchise's sixth head coach in franchise annals to have the team in the playoffs within his first two full seasons.

Vrabel is the fourth head coach in Titans/Oilers history to win at least one playoff game in his first two full seasons, joining **Mike Mularkey** (2017 playoff victory), **Jack Pardee** (1991) and **Lou Rymkus** (1960 and 1961). He is the first head coach in the team's history to win multiple playoff games within his first two seasons.

Titans/Oilers head coaches in the playoffs within their first two full seasons:

Head Coach	1st Full Season as Head Coach	Postseason Berths in 1st 2 Seasons	Playoff Wins in 1st 2 Seasons
Mike Vrabel	2018	2019 (Year 2)	2
Mike Mularkey	2016*	2017 (Year 2)	1
Jack Pardee	1990	1990, 1991 (Years 1 & 2)	1
Wally Lemm	1966*	1967 (Year 2)	0
Frank "Pop" Ivy	1962	1962 (Year 1)	0
Lou Rymkus	1960	1960 (Year 1)	1

* Mularkey served as interim head coach for the final nine games of the 2015 season. Lemm was the head coach for the 1961 AFL Champion Oilers after taking over as head coach for the final nine games of the season. He left the team following the season and returned in 1966.

TITANS/OILERS HEAD COACH HISTORY

COACH	YEARS	WON	LOST	TIED	PCT.
Lou Rymkus	1960-61	12	7	1	.625
Wally Lemm	1961, 1966-70	38	40	4	.487
Frank "Pop" Ivy	1962-63	17	12	0	.586
Sammy Baugh	1964	4	10	0	.285
Hugh "Bones" Taylor	1965	4	10	0	.285
Ed Hughes	1971	4	9	1	.321
Bill Peterson	1972-73	1	18	0	.052
Sid Gillman	1973-74	8	15	0	.347
O.A. "Bum" Phillips	1975-80	59	38	0	.608
Ed Biles	1981-83	8	23	0	.258
Chuck Studley	1983	2	8	0	.200
Hugh Campbell	1984-85	8	22	0	.266
Jerry Glanville	1985-89	35	35	0	.500
Jack Pardee	1990-94	44	35	0	.556
Jeff Fisher	1994-2010	147	126	0	.538
Mike Munchak	2011-13	22	26	0	.458
Ken Whisenhunt	2014-15	3	20	0	.130
Mike Mularkey	2015-17	21	22	0	.488
Mike Vrabel	2018-20	20	15	0	.571

Records include postseason




TITANS 2020 ASSISTANT COACHES

ARTHUR SMITH OFFENSIVE COORDINATOR

[Click For Complete Online Bio](#)

- Smith was promoted to offensive coordinator on Jan. 21, 2019 after working his way up the coaching ladder under four different head coaches during his time at the Titans.
- In his first season as offensive coordinator, the Titans ranked third in the NFL in rushing, first in red zone efficiency and fourth in yards per play. They had the NFL's leading rusher in Derrick Henry (1,540 yards) and the league's leading passer in Ryan Tannehill (117.5 passer rating).
- Seven games into the 2015 campaign, Smith was promoted from offensive assistant/tight ends to tight ends coach. From that point through 2018, the Titans ranked fifth in receiving yards by tight ends (3,779), sixth in receptions by tight ends (326), and tied for fifth in receiving touchdowns by tight ends (30).
- He was hired in 2011 as a defensive assistant/quality control coach, and from 2012–2013 he served as the offensive assistant/quality control coach.
- In 2010, he worked at Ole Miss as an administrative assistant/defensive intern and worked primarily with the linebackers.
- He spent two years (2007–2008) working for the Washington Redskins. He worked two years as defensive quality control coach after joining the organization as a college scouting assistant.
- The Memphis, Tenn., native graduated from North Carolina and played offensive line before joining the coaching staff for one season (2006) as a graduate assistant.



CRAIG AUKERMAN SPECIAL TEAMS

[Click For Complete Online Bio](#)

- Aukerman was promoted to special teams coach in 2018. He joined the Titans in January 2017 as the assistant special teams coach.
- In 2019, the Titans finished fourth in the NFL in net punting and tied for the NFL lead with four total blocked kicks. Brett Kern was named to his third consecutive Pro Bowl.
- The 2018 Titans set the NFL kickoff return average record (32.0).
- Prior to his arrival in Tennessee, he gained 17 years of coaching experience, including 10 seasons on the college level and seven years in the NFL.
- He spent four seasons (2013-16) with the San Diego Chargers working with their special teams, first as an assistant special teams coach (2013-15) and then as the special teams coordinator (2016).
- He also spent time in the NFL on the coaching staffs with the Jacksonville Jaguars (2011-12) and Denver Broncos (2010).
- In the college ranks, he coached at Findlay (2000), Miami (Ohio) (2001-02, 2005-08), Western Kentucky (2003-04), and Kent State (2009).
- Aukerman was a two-time NAIA All-American at the University of Findlay (Ohio), where he played defensive back and wide receiver from 1995-98.



BRIAN BELL STRENGTH & CONDITIONING ASSISTANT

[Click For Complete Online Bio](#)

- Bell joined the Titans in 2018 after spending three seasons with the Houston Texans as assistant strength and conditioning coach. He was a member of back-to-back AFC South Division Championships in his first two campaigns in Houston.
- Bell was an assistant strength and conditioning coach at Penn State from 2012-13 and the head football strength and conditioning coach at his high school alma mater, DeMatha Catholic, in Hyattsville, Md., from 2011-12.
- Bell was a tight end and fullback at Kent State from 2002-06. In 2007, Bell signed with the Washington Redskins as an undrafted free agent and served on the team's practice squad.



SCOTT BOOKER SAFETIES

[Click For Complete Online Bio](#)

- Booker joined the Titans in 2018 after spending 15 seasons in the college coaching ranks.
- After two seasons as a defensive assistant, he was promoted to safeties coach in 2020.
- He spent the 2017 season as the safeties coach/special teams coordinator at Nebraska.
- Previously, Booker spent seven years (2010-16) at Notre Dame, as a tight ends/special teams coordinator (2012-16) and offensive intern (2010-11). He coached the secondary at Western Kentucky for one season (2009).
- Booker began his coaching career at his alma mater Kent State as a graduate assistant (2003-04) and secondary coach (2005-08).
- The Pittsburgh, Pa., native played collegiately at Kent State.



SHANE BOWEN OUTSIDE LINEBACKERS

[Click For Complete Online Bio](#)

- Bowen joined the Titans in 2018 after spending two seasons (2016-17) as a defensive assistant for the Houston Texans. He arrived with nine years of coaching experience.
- In 2019, Harold Landry III (nine sacks) and Kamalei Correa (five) achieved career highs in sacks, while undrafted rookie Derick Roberson added three sacks.
- In 2018, the Titans defense ranked eighth overall (333.4 yards per game).
- In 2016, Bowen was part of a Texans staff that produced the NFL's number one defense (yards allowed) for the first time in franchise history. In 2017, the defense ranked fifth in third-down defense and set a franchise record for yards per carry by opponents (3.97).
- He also served at Kennesaw State as linebackers coach (2013-15), at Ohio State as a defensive graduate assistant (2012). He began his coaching career as an assistant at Georgia Tech (2009-11).
- A native of Pickerington, Ohio, Bowen was a three-year letter winner at Georgia Tech as an outside linebacker.



KEITH CARTER OFFENSIVE LINE

[Click For Complete Online Bio](#)

- Carter joined the Titans in 2018 with 13 years of prior coaching experience, including five seasons in the NFL.
- In 2019, the Titans finished third in the NFL in rushing offense with Derrick Henry leading the league in rushing yards (1,540). Rookie Nate Davis started 15 consecutive games (including playoffs) at right guard.
- In 2018, the Titans ranked seventh in the NFL in rushing, and left tackle Taylor Lewan was named to the Pro Bowl.
- Prior to arriving in Tennessee, he spent three seasons with the Atlanta Falcons as running backs coach (2017) and assistant offensive line coach (2015-16). The 2016 Falcons offensive line protected NFL MVP Matt Ryan and paved the way for the NFL's fifth-best rushing attack while also winning the NFC Championship.
- He tallied two seasons as the offensive quality control coach for the Seattle Seahawks (2012-13).
- In the college ranks, Carter has experience as the offensive line/run game coach at San Jose State (2014), tight ends (2009) and offensive line coach (2010-11) at the University of San Diego, offensive line coach at University of the Redlands (2007-08), tight ends coach at Wagner College (2006) and as an undergraduate assistant at UCLA (2005).
- The Downingtown, Pa., native was a tight end, H-back and fullback at UCLA.



TITANS 2020 ASSISTANT COACHES

RYAN CROW

ASSISTANT SPECIAL TEAMS

[Click For Complete Online Bio](#)

- Crow joined the Titans in 2018 with seven previous seasons of coaching experience in the college ranks.
- After serving as a defensive assistant for two seasons, his title was changed to assistant special teams coach in 2020.
- Crow served as a graduate assistant at Ohio State (2017) and worked primarily with linebackers.
- Crow spent three seasons at Baldwin Wallace University as offensive coordinator/offensive line coach (2015-16) and offensive line coach (2014). He also spent three seasons at Purdue as a graduate assistant working with the offensive line (2012-13) and one season as assistant strength coach (2011).
- A native of Findlay, Ohio, Crow played linebacker at Bowling Green and earned a scholarship after initially walking on.



TONY DEWS

RUNNING BACKS

[Click For Complete Online Bio](#)

- Dewes joined the Titans in 2018 with 20 previous years of coaching in the college ranks.
- In 2019, the Titans finished third in the NFL in rushing offense with Derrick Henry leading the league with 1,540 rushing yards.
- In 2018, the Titans finished with the NFL's seventh-ranked rushing offense, and Derrick Henry ranked second in the AFC with 1,059 rushing yards.
- Prior to his arrival in Tennessee, Dewes coached running backs at West Virginia in 2017.
- Dewes had stints coaching wide receivers at Arizona (2012-16), tight ends at Pittsburgh (2011), wide receivers at Michigan (2008-10), wide receivers at West Virginia (2007), linebackers at UNLV (2006), special teams (2005) and tackles/tight ends (2004) at Central Michigan, defensive line at Holy Cross (2002), offensive line at California (Pa.) and defensive line at Millersville (1998). He was a graduate assistant at West Virginia from 1999-2001.
- A native of Clifton, Va., Dewes played tight end at Liberty University, where he was the team's leading receiver in both of his final two seasons.



TODD DOWNING

TIGHT ENDS

[Click For Complete Online Bio](#)

- Downing joined the Titans in 2019 with 18 years of previous NFL coaching experience.
- In his first season with the Titans, he helped Jonnu Smith set career highs in receptions (35) and yards (439). Anthony Firkser (15 games) and MyCole Pruitt (10 starts) also saw the most extensive playing time of their careers.
- He spent 2018 as the tight ends coach for the Minnesota Vikings, helping Pro Bowl tight end Kyle Rudolph post the second-highest reception (64) and yardage totals (634) of his career.
- Downing spent three seasons (2015-17) with the Oakland Raiders, first as quarterbacks coach and then one season as offensive coordinator. In all three seasons with the Raiders, quarterback Derek Carr earned Pro Bowl invites.
- Downing coached the quarterbacks for one season (2014) in Buffalo and spent five seasons (2009-13) with the Detroit Lions. He originally joined the Lions as an offensive quality control coach and worked his way up to quarterbacks coach for the final three seasons.
- Downing began his NFL coaching career with the Minnesota Vikings (2001-05) and then the St. Louis Rams (2006-08).
- The Minneapolis, Minn., native attended the University of Minnesota.



MATT EDWARDS

DEFENSIVE ASSISTANT

[Click For Complete Online Bio](#)

- Edwards joined the Titans in 2018 with 15 previous years of collegiate coaching experience.
- After serving as assistant special teams coach for two seasons, his title was changed to defensive assistant in 2020.
- He spent four seasons (2014-17) as the defensive coordinator at Tiffin University.
- Edwards served as the defensive line/special teams coordinator at Florida Atlantic (2013), the linebackers/special teams coordinator (2012) and defensive ends coach (2011) at Miami (Ohio), and seven seasons (2004-10) at Kent State primarily coaching the defensive line. Edwards began his coaching career as linebackers coach at the College of Wooster.
- A native of Cincinnati, Ohio, Edwards played linebacker and defensive end at Miami (Ohio).



MONDRAY GEE

STRENGTH & CONDITIONING ASSISTANT

[Click For Complete Online Bio](#)

- Gee (pronounced "jee") joined the Titans in 2019 after spending nine seasons with the Seattle Seahawks (2010-18), where he served as an assistant strength and conditioning coach.
- Prior to joining the Titans, Gee accrued 19 seasons in coaching, including 18 seasons in the NFL.
- The Seahawks earned playoff berths in seven of his nine seasons there, including a Super Bowl XLVII victory following the 2013 season and an NFC title the following year.
- From 2008-09, Gee was a strength and conditioning assistant with the Green Bay Packers. His stint in Green Bay followed seven seasons (2001-07) with the Detroit Lions as a strength and conditioning assistant.
- Gee also worked at Michigan State (1996-2001), first as an intern as an undergrad and then as a strength and conditioning graduate assistant.
- He is a native of Detroit, Mich.



JIM HASLETT

INSIDE LINEBACKERS

[Click For Complete Online Bio](#)

- Haslett joined the Titans in 2020 with 24 years of NFL coaching experience and nine years of NFL playing experience.
- He arrived in Tennessee after spending three seasons (2016-18) as the linebackers coach for the Cincinnati Bengals.
- He holds the distinction as being the only person recognized as a College Football Hall of Fame member (as a player), an Associated Press NFL Defensive Rookie of the Year and an AP NFL Coach of the Year.
- His 12 total seasons as an NFL coordinator include stints with New Orleans (1996), Pittsburgh (1997-99), St. Louis (2006-08) and Washington (2010-14).
- He coached Mike Vrabel during his stint as defensive coordinator in Pittsburgh.
- His experience includes six seasons (2000-05) as the head coach for the New Orleans Saints, where he earned AP Coach of the Year honors in 2000. He also had stints as a head coach in 2008 on an interim basis with the St. Louis Rams, and for the Florida Tuskers in the United Football League in 2009.
- A Pittsburgh native, Haslett was a four-time little All-America defensive player (LB and DE) at Indiana (Pa.) University. He was a second-round draft pick by the Buffalo Bills in 1979.



TITANS 2020 ASSISTANT COACHES

CHANDLER HENLEY QUALITY CONTROL

[Click For Complete Online Bio](#)


- Chandler Henley joined the Titans in 2018 after spending the previous three years coaching tight ends at Yale, his alma mater.
- The 2019 Titans ranked third in the NFL in rushing, first in red zone efficiency and fourth in yards per play.
- The 2017 Yale squad earned its first outright Ivy League title since 1980, and Henley helped starting tight end Jaeden Graham win first-team All-Ivy League honors.
- Henley spent three total seasons at Vanderbilt University, starting as an offensive/recruiting graduate assistant (2012-13) and adding assistant quarterback coach to his responsibilities in 2014.
- A native of Littleton, Colo., Henley played wide receiver for Yale (2002-06), recording 110 receptions for 1,609 yards and 11 touchdowns during his career.



ZAK KUHR QUALITY CONTROL

[Click For Complete Online Bio](#)

- Offensive analyst at the University of Texas in 2019.
- Spent two seasons at Texas State. In addition to coaching running backs for the Bobcats from 2017-18, he was the co-offensive coordinator in 2017 and the offensive coordinator/assistant head coach in 2018.
- Coached running backs at Rutgers in 2016.
- Spent two years on the coaching staff at James Madison, serving as co-offensive coordinator and running backs coach in 2015 after coaching the running backs during the previous season.
- Served as a graduate assistant at Old Dominion in 2013.
- Interned under Urban Meyer at Ohio State for two seasons after a two-year stint as a special teams coordinator at Edward Waters College.
- He is a native of Jacksonville, Fla.



ANTHONY MIDGET SECONDARY

[Click For Complete Online Bio](#)

- Midget was hired by the Titans in 2020 to coach the Titans secondary. He arrived in Tennessee with 14 years of coaching experience, including six seasons (2014-19) with the Houston Texans.
- From 2018-19, he was the Texans secondary coach. In 2018, the Texans finished ninth in the NFL with 15 interceptions and ranked fourth in points allowed (19.8 per game).
- He joined the Texans in 2014 as the assistant secondary coach and spent four seasons in that role before being promoted.
- Before joining the NFL, he spent one season at Penn State coaching safeties (2013) and five seasons (2008-12) at Georgia State, including his final season there as defensive coordinator.
- His college coaching career started at his alma mater as a graduate assistant at Virginia Tech (2007) after entering coaching at Lake Worth (Fla.) High School from 2003-06.
- A Florida native, Midget was a three-year starter at cornerback for Virginia Tech and was a fifth-round selection by the Atlanta Falcons in 2000.



ROB MOORE WIDE RECEIVERS

[Click For Complete Online Bio](#)

- Moore joined the Titans in 2018 with 16 years of NFL experience as a player and coach.
- In 2019, A.J. Brown led the 2019 NFL rookie class in receiving yards (1,051), tied for the rookie lead in touchdown receptions (eight), ranked fifth among rookies in receptions (52) and ranked second among all NFL players in receiving average (20.2).
- In 2018, Corey Davis, led the offense in his second season with 65 receptions, 891 receiving yards and four touchdowns, seeing dramatic increases from his rookie campaign. Davis' yardage total ranked ninth among all AFC receivers.



- Moore spent three seasons (2015-17) as the wide receivers coach for the Oakland Raiders and one year (2014) with the Buffalo Bills.
- During his three years in Oakland, he worked with Amari Cooper and Michael Crabtree, who totaled 435 receptions, 5,556 receiving yards and 43 touchdowns in that time.
- During his one year in Buffalo, he worked with Sammy Watkins, who set franchise records for a rookie with 65 receptions for 982 yards.
- Moore also spent time coaching at Syracuse (2010-13), Phoenix (Ariz.) Junior College (2009) and Montclair (N.J.) High School (2002-03).
- A native of Hempstead, N.Y., Moore had a 12-year NFL career playing for the New York Jets (1990-94) and Arizona Cardinals (1995-2001).

PAT O'HARA QUARTERBACKS

[Click For Complete Online Bio](#)

- O'Hara joined the Titans in 2018 after spending three seasons (2015-17) with the Houston Texans as an offensive assistant who helped coach quarterbacks. He arrived in Tennessee with 19 previous seasons of coaching experience.
- In 2019, Ryan Tannehill led the NFL in passer rating (117.5—fourth in NFL history) and passing average (9.6). Tannehill set franchise records in both categories in addition to the team's completion percentage benchmark (70.3).
- In 2018, quarterback Marcus Mariota set a then-franchise record with a 68.9 completion percentage. He also finished with a career-best average of 7.64 yards per attempt and a career-low eight interceptions.
- O'Hara spent 10 years coaching in the Arena Football League, including stints as a head coach for the Los Angeles Avengers (2009), Tri-Cities Fever (AF2, 2009), Orlando Predators (2010-11) and New Orleans Voo-Doo (2012-14).
- O'Hara was an offensive coordinator for the AFL's Tampa Bay Storm for three seasons (2005, 2007-08).
- A native of Santa Monica, Calif., O'Hara was a 10th round selection for the Tampa Bay Buccaneers in the 1991 NFL Draft.



FRANK PIRAINO STRENGTH & CONDITIONING

[Click For Complete Online Bio](#)

- Piraino joined the Titans in 2019 after serving as head strength and conditioning coach for football at Boston College, where he spent six total seasons (2013-18).
- Piraino joined head coach Steve Addazio at Boston College after spending two seasons (2011-12) as his head strength and conditioning coach at Temple and one year as the head strength and conditioning coach for football at Marshall (2010).
- He served on the strength and conditioning staff at the University of Florida for five years (2005-09), during a stretch when Florida won a pair of national championships (2006 and 2008) under head coach Urban Meyer.
- He also spent time at Notre Dame (2004), Michigan State (2003-04) and Walsh Jesuit (Cuyahoga Falls, Ohio) High School (2000-03), as well as an internship with the Cleveland Indians (2000-01).
- Piraino graduated from the University of Akron and later earned a master's degree from Michigan State.



LUKE STECKEL OFFENSIVE ASSISTANT

[Click For Complete Online Bio](#)

- Steckel joined the Titans in 2013 as an assistant to the head coach and was promoted to offensive assistant the following season. He also served as assistant wide receivers coach in 2017.
- The 2019 Titans ranked third in the NFL in rushing, first in red zone efficiency and fourth in yards per play.
- He joined the Titans after spending four seasons (2009-2012) with the Cleveland Browns as the assistant to the head coach.
- He spent three seasons as a linebacker at Princeton (2004-06), where he helped lead the Titans to an Ivy League Championship.
- He is the son of former Titans offensive coordinator Les Steckel and attended Brentwood (Tenn.) High School.



TITANS 2020 ASSISTANT COACHES

JOHN STREICHER COORDINATOR OF FOOTBALL DEVELOPMENT

[Click For Complete Online Bio](#)

- Streicher joined the Titans in 2018 after spending the previous two years (2016-17) as Texas State's director of football operations. There he managed the day-to-day operations of the program and oversaw recruiting under Bobcats head coach Everett Withers.
- From 2014-15, Streicher served on James Madison's football staff. He was promoted to the director of football operations and player personnel in 2015 after originally joining JMU as special assistant to the head coach.
- A native of Cincinnati, Ohio, Streicher went to James Madison after spending six seasons on the football staff at Ohio State.



MIKE SULLIVAN ASSISTANT OFFENSIVE LINE

[Click For Complete Online Bio](#)

- Sullivan is in his 17th season coaching in the NFL in 2019. His resume includes eight years as an NFL offensive line coach and five campaigns with the Titans.
- In 2019, the Titans finished third in the NFL in rushing offense with Derrick Henry leading the league in rushing yards (1,540). Rookie Nate Davis started 15 consecutive games (including playoffs) at right guard.
- He joined the Titans in 2014 after one season as offensive line coach for the Cleveland Browns (2013).
- Sullivan spent four seasons (2009-12) as offensive line coach for the San Diego Chargers. He had two other stints with the Browns as offensive line coach (2007-08) and assistant offensive line coach (2001-04).
- He has three seasons of college experience, as offensive line coach for Western Michigan (2005-06) and as a graduate assistant for the University of Miami (Fla.) (2000).
- Sullivan began his coaching career in 1997, spending five seasons coaching in Europe.
- A native of Chicago, Ill., Sullivan played in 48 games for the Tampa Bay Buccaneers from 1992-95.



TERRELL WILLIAMS DEFENSIVE LINE

[Click For Complete Online Bio](#)

- Williams joined the Titans in 2018 with 20 previous years of coaching experience, including six seasons in the NFL.
- In 2019, he helped acclimate first-round rookie Jeffery Simmons to the NFL, while veteran Jurrell Casey earned his fifth consecutive Pro Bowl berth.
- In 2018, Casey was named to the Pro Bowl after leading the defense with seven sacks. The Titans defense ranked eighth overall and third in points allowed.
- He spent three seasons coaching the defensive line with the Miami Dolphins (2015-17).
- During Williams' tenure with the Dolphins, Cameron Wake tallied 29 sacks, the eighth-highest total by a player, and Ndamukong Suh posted 15.5 sacks, the eighth-highest number of sacks among defensive tackles.
- Williams also spent three seasons coaching the defensive line with the Oakland Raiders (2012-14).
- Prior to joining the NFL coaching ranks, Williams spent time at Texas A&M (2010-11), Purdue (2006-09), Akron (2004-05), Youngstown State (2002-03), North Carolina A&T (1999-2001) and Fort Scott Community College (1998).
- A native of Los Angeles, Calif., Williams played collegiately at East Carolina as a nose tackle.



KEY NUMBERS

0

Fans that will be present for at least Titans' first three games of 2020—at Denver (Sept. 14), against Jacksonville (Sept. 20) and at Minnesota (Sept. 27).

4

Consecutive winning seasons by the Titans, including their 9-7 record during the 2019 regular season. The Titans are one of four teams with an active streak of four or more consecutive winning seasons (New England, Seattle, Kansas City).

4

Road games for the Titans in 2020 against playoff teams from 2019: the Minnesota Vikings (Sept. 27), the Baltimore Ravens (Nov. 22), the Green Bay Packers (Dec. 27) and the Houston Texans (Jan. 3).

9.6

Yards per passing attempt in 2019 by **Ryan Tannehill**, who led the NFL.

10

Regular offensive starters for the Titans in 2019 returning to the team in 2020.

16

Rushing touchdowns in 2019 by **Derrick Henry**, who tied **Aaron Jones** for the NFL lead.

17

Interceptions since the beginning of 2017 by fourth-year safety **Kevin Byard**, who owns the highest total in the NFL in that time period.

20

Total wins, including playoffs, by **Mike Vrabel** in his first two seasons as head coach. He owns the second-highest total in franchise history for a head coach's first two campaigns (21 by **Jack Pardee**).

20.2

Receiving average in 2019 by wide receiver **A.J. Brown**, who ranked second in the NFL (**Mike Williams**, L.A. Chargers) and tied for the sixth-best figure in franchise history.

30.4

Average points per game by the Titans in their final 10 games of the 2019 regular season. Only Baltimore (34.7) and New Orleans (33.0) averaged more points in that span.

75.6

Percent of drives in the red zone that ended in touchdowns for the Titans during the 2019 regular season (34 of 45). They led the NFL in the category.

117.5

Passer rating by **Ryan Tannehill** during the 2019 regular season. He led the NFL, joining **Steve McNair** (100.4 in 2003) as the only franchise quarterbacks to lead the NFL in passing since the current passer rating system was implemented in 1973.

1,051

Receiving yards in 2019 by **A.J. Brown**, who led all NFL rookies and ranked 10th overall in the AFC.

1,540

Rushing yards by **Derrick Henry** in 2019. He led the NFL and produced the fourth-best rushing yardage total in franchise history.

WHAT TO LOOK FOR IN 2020

WHAT TO LOOK FOR – TEAM

- The Titans need three wins to reach 100 all-time wins at Nissan Stadium, including postseason. They enter 2020 with a combined regular season and postseason record at Nissan Stadium (opened in 1999) of 97-75.
- The Titans can record their fifth consecutive season with a winning record. It would be the second-longest such streak in franchise history trailing only the Oilers' seven consecutive winning records from 1987 through 1993. Entering 2020, the Titans own the fourth-longest active streak of winning seasons in the NFL behind only the New England Patriots (19), Seattle Seahawks (eight) and Kansas City Chiefs (seven).

WR A.J. BROWN

- Needs 1,000 receiving yards to become the 11th player to reach 1,000 receiving yards in each of his first two NFL seasons. He would be the first NFL player since **Michael Thomas** (2016-17) and the only player in Titans/Oilers history other than **Bill Groman** (1960-61) to accomplish the feat.
- Needs 1,000 receiving yards, 50 receptions and five receiving touchdowns to become the ninth player in NFL history to accomplish the feat in each of his first two seasons.
- Needs five 100-yard receiving games to become the ninth NFL player with 10 such games through his first two seasons.

S KEVIN BYARD

- Needs three interceptions in 2020 (17 interceptions entering the season) to become the 15th player in franchise history to reach 20 career interceptions. The most recent Titans player to do so was safety **Michael Griffin**.
- Can record four or more interceptions for the fourth consecutive season. He would join **Darryll Lewis** (1994-98) as the only players to do so in franchise history.
- Needs three interceptions and two sacks to become the sixth player with at least 20 interceptions and five sacks through his first five seasons in NFL history. He would join **Kenny Easley**, **David Fulcher**, **Michael Downs**, **Erik McMillan** and **Greg Wesley**.



RB DERRICK HENRY

- Can become the ninth player in NFL history to reach 1,000 rushing yards and 12 rushing touchdowns in three consecutive seasons. The most recent player to do so was **LaDainian Tomlinson** (2002-07).
- Needs 247 rushing yards in 2020 (3,833 yards entering the season) to pass **Lorenzo White** (4,079) for fourth place on the franchise's all-time rushing list. He would trail only **Eddie George** (10,009), **Earl Campbell** (8,574) and **Chris Johnson** (7,965).
- Can become the fourth player in franchise history with three consecutive 1,000-yard rushing seasons, joining **Earl Campbell** (1978–1981), **Eddie George** (1996–2000) and **Chris Johnson** (2008–2013).
- Needs 13 rushing touchdowns in 2020 (38 entering the season) to pass **Chris Johnson** for third place on the franchise's all-time rushing touchdowns list. He would sit behind only **Earl Campbell** (73) and **Eddie George** (64).
- Needs 1,500 rushing yards and 15 rushing touchdowns to become the fourth player in NFL history to accomplish the feat in consecutive seasons. He would join **Terrell Davis** (1997-98), **Shaun Alexander**



(2004-05) and **Larry Johnson** (2005-06).

- Needs two games with at least 200 rushing yards to become the third player in NFL history with four such games in his first five seasons. Only **Earl Campbell** and **LaDainian Tomlinson** have previously accomplished the feat.

CB JOHNNATHAN JOSEPH

- Can record his eighth career season with at least one interception return for a touchdown to tie **Charles Woodson** and **Rod Woodson** for first place in NFL history.

P BRETT KERN

- Can record his seventh total season and fourth consecutive campaign with a net punting average of at least 40.0 yards. No other punter in franchise history has had one such season.
- Needs 23 punts in 2020 (839 punts with the Titans entering the season) to pass **Craig Hentrich** (861) for the most career punts in franchise history.
- Can become the seventh player in franchise history to play 12 seasons for the organization, joining **Bruce Matthews** (1983–2001), **Elvin Bethea** (1968–1983), **Brad Hopkins** (1993–2005), **Gregg Bingham** (1973–1983), **Mike Munchak** (1982–1993) and **Craig Hentrich** (1998–2009). Kern would be the first to accomplish the feat exclusively in the "Titans era" (1999–present).
- Needs four games in 2020 (170 career games with the Titans entering the season) to pass **Gregg Bingham** (173) for fifth place on the franchise's career games played list, and Kern needs eight games to pass **Craig Hentrich** for fourth place. He would trail only **Bruce Matthews** (296), **Elvin Bethea** (210) and **Brad Hopkins** (194).

GM JON ROBINSON

- Can become the only Titans/Oilers general manager other than **Mike Holovak** (1989–1993) to oversee five consecutive winning seasons in his first five years on the job. Only two general managers in franchise history have presided over five total winning seasons with the organization: **Bum Phillips** and Holovak.

QB RYAN TANNEHILL

- Can produce his fifth career season with at least 3,000 passing yards and his third career season with at least 4,000 passing yards.
- Enters 2020 with a current streak of seven consecutive regular season games with at least two touchdown passes, which is the best streak of his career (five in 2015) and ranks second in franchise history to **Marcus Mariota's** record eight consecutive games with two touchdown passes in 2016.
- Enters 2020 with a current streak of 10 consecutive regular season games with at least one touchdown pass, the longest streak by a Titans quarterback since **Steve McNair** (10) from 2003 to 2004.
- Can become the first player in franchise history to produce consecutive seasons with a passer rating of at least 100.0 (117.5 in 2019).

HEAD COACH MIKE VRABEL

- **Mike Vrabel** can become the second head coach in franchise history to produce winning seasons in each of his first three seasons as head coach, joining **Jack Pardee** (four seasons: 1990–1993).

NISSAN STADIUM

In 2015, the Titans and Nissan North America announced the formation of a 20-year, exclusive naming-rights partnership that rebranded Nashville's downtown stadium as Nissan Stadium.

NISSAN STADIUM

Nissan Stadium hosts all Titans home football games, Tennessee State University football games, the Music City Bowl, the CMA Music Festival and numerous other events.

The procurement of naming rights to Nissan Stadium fit the automotive company's 'Fewer, Bigger, Better' marketing strategy, which has included ongoing sponsorships of NBC's 'The Voice,' the Heisman House college football program and a major advertising presence in this year's Super Bowl. Nissan is also now the official automotive partner of the Tennessee Titans.

Nissan's ever-growing footprint in Tennessee includes vehicle and powertrain manufacturing facilities in Smyrna and Decherd respectively, along with its North American headquarters in Franklin.

The Nissan Smyrna Plant began operations in 1983 and employs more than 8,400 people. In 2014, the Smyrna plant assembled more than 648,000 vehicles, making it the highest volume automotive assembly plant in North America. Nissan also has a major manufacturing presence in Canton, Miss., along with research and development groups in California, Arizona and Michigan. In total, the company employs more than 22,000 employees in the U.S.

One component of the Titans-Nissan partnership is assisting charitable organizations throughout Middle Tennessee in an array of community outreach programs. A centerpiece of this is the annual "Taste of Titans" charitable event, for which Nissan serves as presenting sponsor. During the course of a 20-year relationship, a total of more than \$1 million resulting from these annual events is anticipated to be distributed to local non-profit organizations.

Nissan Stadium is a city-owned venue that has housed the Titans since 1999. The naming rights agreement includes the opportunity for Nissan branding on the exterior of the stadium, as well as stadium signage and other unique displays inside the stadium. LP Building Products held the naming rights to the stadium from 2006 until the Nissan partnership was established in 2015.

Titans/Oilers all-time regular-season record by home venue:

Stadium	Seasons	W-L-T	Pct.
Jeppesen Stadium	1960-1964	25-11-0	.694
Rice Stadium	1965-1967	11-10-0	.524
Astrodome	1968-1996	113-103-2	.523
Liberty Bowl	1997	6-2-0	.750
Dudley Field (Vanderbilt Stadium)	1998	3-5-0	.375
Nissan Stadium	1999-2020	95-73-0	.565



NISSAN STADIUM RECORD WHEN ...

The Titans at Nissan Stadium (1999-present):

	Games	Record	Pct.
Regular Season	168	95-73	.565
Postseason	4	2-2	.500
Combined	172	97-75	.564

Record When ...	Reg. Season	Playoffs
September	19-15	
October	21-20	
November	22-16	
December	31-21	
January	2-1	2-2
Thursday	4-2	
Friday	0-1	
Saturday	2-1	2-1
Sunday	83-66	0-1
Monday	6-3	
Against own division	39-30	0-1
Against AFC	69-57	2-2
Against NFC	26-16	
Overtime games	6-6	1-0
In primetime	11-10	
Temperature 80+	7-6	
Temperature <40	8-10	1-0
Titans score 20 points	78-30	2-0
Titans score 30 points	33-5	1-0
Titans allow <20 points	62-13	1-1
Titans allow <10 points	13-0	
Titans net 300 yards	71-44	1-2
Opponents net <300 yards	48-10	1-2
Titans commit 0 turnovers	29-9	
Titans force 2 turnovers	62-22	

WINNING AT HOME

Since the midway point of the 2016 season, the Titans have been one of the NFL's most successful teams at home. In that time, the Titans have won 20 of their 28 games at Nissan Stadium.

In 2018, the Titans won six games and lost twice at Nissan Stadium. They followed that with a 4-4 home record in 2019.

Since the weekend of their 2016 home victory over the Jaguars (Oct. 27, 2016), the Titans' winning percentage in home games is one of the highest in the NFL.

Highest winning percentage in home games (regular season) since Week 8 of 2016 (Oct. 27, 2016–present):

Team	Wins	Losses	Ties	Win Pct
1. New England Patriots	23	5	0	.821
2. Baltimore Ravens	23	6	0	.793
3. New Orleans Saints	22	7	0	.759
4. Kansas City Chiefs	21	8	0	.724
5. Tennessee Titans	20	8	0	.714
6. Green Bay Packers	19	8	1	.696
7. Philadelphia Eagles	20	9	0	.690
Minnesota Vikings	20	9	0	.690
Dallas Cowboys	20	9	0	.690
10. Pittsburgh Steelers	19	9	0	.679

TITANS/OILERS ALL-TIME RECORD

	W	L	T
Regular Season:	440	470	6
Home	253	203	2
Road	187	267	4
As Titans (1999-present)	173	163	0
As Oilers (1960-1998)	267	307	6
Postseason:	17	21	0
Home	6	5	0
Road	11	15	0
Super Bowl (XXXIV)	0	1	0
As Titans (1999-present)	8	8	0
As Oilers (1960-1998)	9	13	0

All-time playoff appearances by the Oilers/Titans: 1960, 1961, 1962, 1967, 1969, 1978, 1979, 1980, 1987, 1988, 1989, 1990, 1991, 1992, 1993, 1999, 2000, 2002, 2003, 2007, 2008, 2017, 2019

All-time division titles by the Oilers/Titans: 1960, 1961, 1962, 1967, 1991, 1993, 2000, 2002, 2008

FOUR CONSECUTIVE WINNING SEASONS

In 2019, the Titans recorded their fourth season with a winning record in four seasons since **Jon Robinson** was hired as general manager.

In the "Titans era" (1999–present), it marks the first time the team has had as many as three consecutive winning campaigns.

With 9-7 records every season from 2016 through 2019, the Titans own the fourth-longest active streak of winning seasons in the NFL through 2019. Only the New England Patriots (19), Seattle Seahawks (eight) and Kansas City Chiefs (seven) have longer streaks.

Most current consecutive winning seasons (through 2019):

Team	Total	Seasons
1. New England Patriots	19	2001–2019
2. Seattle Seahawks	8	2012–2019
3. Kansas City Chiefs	7	2013–2019
4. Tennessee Titans	4	2016–2019
5. New Orleans Saints	3	2017–2019
Baltimore Ravens	3	2017–2019
Philadelphia Eagles	3	2017–2019
Los Angeles Rams	3	2017–2019

WINNING IN THE AFC SOUTH

From 2017 through 2019, the Titans were 11-7 in games versus AFC South opponents. Their .611 winning percentage was the best in the division during that time period.

The Titans finished the 2017 regular season with a 5-1 record in the AFC South, giving them their second-best divisional record since the formation of the AFC South in 2002. In 2018 and 2019, the Titans went 3-3 within the division.

Best division winning percentage in the AFC South from 2017–2019:

Team	Wins	Losses	Ties	Win %
1. Tennessee Titans	11	7	0	.611
2. Indianapolis Colts	9	9	0	.500
Houston Texans	9	9	0	.500
4. Jacksonville Jaguars	7	11	0	.389

Best final division records for the Titans since the AFC South was formed in 2002:

Season	Wins	Losses	Win %
1. 2002	6	0	1.000
2. 2017	5	1	.833
3. 2008	4	2	.667
2003	4	2	.667
2006	4	2	.667
2007	4	2	.667
7. 2019	3	3	.500
2018	3	3	.500
2011	3	3	.500

YARDS PER PLAY IN 2019

The 2019 Titans finished the season with 5,805 total yards on 949 total plays. Their average of 6.12 yards per play was the fourth-best in the NFL.

The Titans' 6.12 yards per play was the franchise's best finish since 1990 (6.18).

Highest average yards per play in 2019:

Team	Yards Per Play
1. Dallas Cowboys	6.46
2. Kansas City Chiefs	6.22
3. Baltimore Ravens	6.13
4. Tennessee Titans	6.12
5. San Francisco 49ers	6.02
6. New Orleans Saints	5.92
7. Los Angeles Chargers	5.90
8. Oakland Raiders	5.88
9. Tampa Bay Buccaneers	5.86
10. Minnesota Vikings	5.83

TOUCHDOWNS IN 2019

The Titans tied for third in the NFL in 2019 with 54 total touchdowns.

The Titans' 2019 touchdown total ranked second all-time for the franchise behind only the 1961 club, which had 66 touchdowns.

Most touchdowns in 2019:

Team	Total Touchdowns
1. Baltimore Ravens	64
2. San Francisco 49ers	56
3. Tennessee Titans	54
Tampa Bay Buccaneers	54
5. New Orleans Saints	52
6. Kansas City Chiefs	50
7. Dallas Cowboys	49
Seattle Seahawks	49
New England Patriots	49
10. Minnesota Vikings	47

SCORING DEFENSE, 2018-19

The Titans defense allowed 18.9 points per game in 2018, which was the third-best average in the NFL. It was the Titans' lowest average points allowed since 2008 (14.6). The Titans surrendered 21 or fewer points in 10 of their 16 games in 2018.

Since the beginning of the 2018 campaign, the Titans have allowed the fifth-fewest points in the NFL.

Fewest points allowed per game from 2018–2019:

Team	Points Allowed/Game
1. New England Patriots	17.2
2. Baltimore Ravens	17.8
3. Chicago Bears	18.2
4. Buffalo Bills	19.8
5. Tennessee Titans	19.8
6. Minnesota Vikings	20.1
7. Dallas Cowboys	20.2
8. Pittsburgh Steelers	20.7
9. Denver Broncos	20.8
10. Los Angeles Chargers	21.1

THIRD-DOWN DEFENSE IN 2019

In 2019, the Titans defense limited opponents to 74 conversions on 204 attempts on third down. The Titans defense ranked eighth in the NFL on third down with a 36.3 percentage.

In the combined first two seasons with **Mike Vrabel** as head coach from 2018–2019, the Titans defense ranked seventh in the NFL with a third-down percentage of 36.4 (149 of 409).

Top third-down defenses in 2019:

Opponent	Conversions	Attempts	Opp. 3rd Down Pct.
1. New England Patriots	47	195	24.1
2. San Francisco 49ers	64	192	33.3
Dallas Cowboys	67	201	33.3
4. Philadelphia Eagles	70	205	34.1
5. Tampa Bay Buccaneers	75	218	34.4
6. New Orleans Saints	73	210	34.8
7. Buffalo Bills	76	212	35.8
8. Tennessee Titans	74	204	36.3
9. Pittsburgh Steelers	76	209	36.4
Chicago Bears	76	209	36.4

LEAST PENALIZED TEAMS FROM 2018–2019

In **Mike Vrabel's** first two seasons as head coach, the Titans were called for the second-fewest total penalties in the NFL.

In 2019, the Titans finished eighth in the NFL in fewest penalties with a total of 99.

In 2018, the Titans were called for only 82 penalties, leading the NFL and setting a team record for the lowest number in a 16-game season (since 1978, excluding strike-shortened 1982 and 1987 seasons). They received no more than four penalties in nine of their 16 games. The previous franchise record for fewest penalties in a 16-game season was 84 by the 1983 Oilers.

Fewest total penalties from 2018–2019:

Team	Penalties
1. Carolina Panthers	179
2. Tennessee Titans	181
3. New England Patriots	187
4. Minnesota Vikings	188
5. Indianapolis Colts	199
6. Chicago Bears	200
Miami Dolphins	200
Philadelphia Eagles	200
9. New York Giants	204
10. Cincinnati Bengals	207
Detroit Lions	207

TITANS REBOUND AFTER 2-4 START

After winning their 2019 regular season opener at Cleveland (Sept. 8), the Titans dropped four of their next five games to begin the season with a 2-4 record. From that point forward, they won nine of their last 13 games, including playoffs.

Since the NFL went to its current playoff format in 1990, 345 teams have gone 2-4 or worse in their first six games of a season. From that group, the Titans became the 21st team to earn a postseason berth.

Their wild card victory over the Patriots made the Titans the 10th team to win a playoff game and the 11th team to advance to the divisional round after faring no better than 2-4 in their first six games.

A week later, the Titans became the third such team to advance to the conference championship, joining the 2002 Titans (2-4) and the 1996 Jacksonville Jaguars (2-4).

As a franchise, the Titans/Oilers have advanced to the divisional round or beyond three times following a 2-4 or worse start through six games. In addition to the 2019 squad and the 2002 club, the 1993 Oilers went to the divisional round with a first-round bye.

NFL teams that advanced to the divisional playoff round and beyond after going 2-4 or worse in their first six regular season games, 1990–2019:

Team	Season	First 6 Games	Final Reg. Season W-L	Advanced To (Round)
Tennessee Titans	2019	2-4	9-7	Conference
Indianapolis Colts	2018	1-5	10-6	Divisional
Seattle Seahawks	2015	2-4	10-6	Divisional
Kansas City Chiefs	2015	1-5	11-5	Divisional
Denver Broncos	2011	2-4	8-8	Divisional
Tennessee Titans	2002	2-4	11-5 ^a	Conference
New York Jets	2002	2-4	9-7	Divisional
Minnesota Vikings	1999	2-4	10-6	Divisional
Jacksonville Jaguars	1996	2-4	9-7	Conference
Houston Oilers	1993	2-4	12-4 ^b	Divisional
San Diego Chargers	1992	2-4	11-5	Divisional

a - First-round bye; b - First-round bye

THE SIXTH SEED

The Titans entered the 2019 playoffs with a 9-7 record and the sixth and final seed in the AFC playoffs. In winning their wild card game at New England and their divisional matchup at Baltimore, they became the NFL's first No. 6 seed to reach the conference championship game since 2010.

Since the NFL instituted the current 12-team playoff format in 1990, the Titans joined the 2005 Pittsburgh Steelers, 2008 Philadelphia Eagles, 2008 Baltimore Ravens, 2010 New York Jets and 2010 Green Bay Packers in reaching the conference championship game as No. 6 seeds.

No. 6 playoff seeds to reach the conference championship game, 1990–2019:

Season	Team	Conference	Advanced To
2019	Tennessee	AFC	AFC Championship Game
2010	Green Bay	NFC	Won Super Bowl XLV
2010	New York Jets	AFC	Conference Championship
2008	Baltimore	AFC	Conference Championship
2008	Philadelphia	NFC	Conference Championship
2005	Pittsburgh	AFC	Won Super Bowl XL





TITANS QUARTERBACKS

No.	Name	Ht	Wt	Exp	College
17	Tannehill, Ryan	6-4	217	9	Texas A&M
5	Woodside, Logan	6-1	213	1	Toledo

#17 - QB RYAN TANNEHILL

6-4, 207, 9th Year (2nd with Titans), Texas A&M

[Click for complete bio](#)

Quarterback **Ryan Tannehill** is in his ninth NFL season and his second campaign with the Titans in 2020. He received a multi-year contract extension during the 2020 offseason.

In 2019, Tannehill took control as the team's starting quarterback in Week 7 and subsequently led the Titans to the playoffs and an appearance in the AFC championship game. In his 13 starts, including the regular season and playoffs, the Titans went 9-4.

Tannehill set single-season franchise records and led the NFL with a 117.5 passer rating and a passing average of 9.6 yards per attempt. His passer rating was the fourth-highest figure in NFL history among qualifiers. Additionally, he set a club record and placed third in the NFL with a 70.3 completion percentage.

Tannehill was named AFC Offensive Player of the Month for December 2019 and was named to his first career Pro Bowl. He also won the Associated Press Comeback Player of the Year Award.

Originally a first-round selection (eighth overall) by the Miami Dolphins in the 2012 NFL Draft, Tannehill was acquired by the Titans in a trade with the Dolphins on March 15, 2019. The Titans sent a 2019 seventh-round pick and a 2020 fourth-round selection to Miami in exchange for Tannehill and a 2019 sixth-round pick.

Over his seven seasons in Miami, he started 88 games, threw for 20,434 yards and 123 touchdowns, and rushed for 1,210 yards and six scores. When he left Miami, he ranked second in franchise history behind **Chad Pennington** in both career completion percentage (62.8) and career passer rating (87.0). He authored 13 game-winning drives for the Dolphins.

During the first four seasons of his career (2012-15), Tannehill's passing yardage total—15,460 yards—was the third highest mark in NFL history, behind only **Peyton Manning** and **Dan Marino**. Tannehill's two 4,000-yard passing seasons (2015 and 2014) were the only ones recorded by a Dolphins quarterback other than Marino (six times). The Dolphins reached the playoffs in 2016, breaking an eight-year postseason drought.

A native of Big Spring, Texas, Tannehill attended Texas A&M, where he earned honorable mention All-America honors as a senior. He played both quarterback and wide receiver, passing for 5,450 yards and 42 touchdowns and adding 112 receptions for 1,596 yards and 10 scores.



2019 NFL PASSING LEADERS

Ryan Tannehill led the NFL in 2019 with a 117.5 passer rating and a 9.6-yard passing average. He also placed third in completion percentage (70.3) and second in touchdown percentage (7.7).

Tannehill became the organization's only quarterback other than **Steve McNair** in 2003 to lead the NFL in passer rating. New Orleans' **Drew Brees** finished in second place behind Tannehill with a 116.3 passer rating.

Highest passer rating in 2019 (qualifiers only):

Player	Team	Passer Rating
1. Ryan Tannehill	Tennessee Titans	117.5
2. Drew Brees	New Orleans Saints	116.3
3. Lamar Jackson	Baltimore Ravens	113.3
4. Kirk Cousins	Minnesota Vikings	107.4
5. Russell Wilson	Seattle Seahawks	106.3
6. Matthew Stafford	Detroit Lions	106.0
7. Patrick Mahomes	Kansas City Chiefs	105.3
8. Jimmy Garoppolo	San Francisco 49ers	102.0
9. Derek Carr	Oakland Raiders	100.8
10. Dak Prescott	Dallas Cowboys	99.7

Highest completion percentage in 2019 (qualifiers only):

Player	Team	Comp. Pct.
1. Drew Brees	New Orleans Saints	74.3
2. Derek Carr	Oakland Raiders	70.4
3. Ryan Tannehill	Tennessee Titans	70.3
4. Kirk Cousins	Minnesota Vikings	69.1
Jimmy Garoppolo	San Francisco 49ers	69.1
6. Deshaun Watson	Houston Texans	67.3
7. Matt Ryan	Atlanta Falcons	66.2
8. Russell Wilson	Seattle Seahawks	66.1
Lamar Jackson	Baltimore Ravens	66.1
10. Philip Rivers	Los Angeles Chargers	66.0

Highest passing average in 2019 (yards per attempt; qualifiers only):

Player	Team	Yards/Att.
1. Ryan Tannehill	Tennessee Titans	9.6
2. Matthew Stafford	Detroit Lions	8.6
3. Jimmy Garoppolo	San Francisco 49ers	8.4
4. Patrick Mahomes	Kansas City Chiefs	8.3
5. Dak Prescott	Dallas Cowboys	8.2
Jameis Winston	Tampa Bay Buccaneers	8.2
7. Kirk Cousins	Minnesota Vikings	8.1
8. Russell Wilson	Seattle Seahawks	8.0
9. Derek Carr	Oakland Raiders	7.9
Drew Brees	New Orleans Saints	7.9

Highest touchdown percentage in 2019 (qualifiers only):

Player	Team	TD Pct.
1. Lamar Jackson	Baltimore Ravens	9.0
2. Ryan Tannehill	Tennessee Titans	7.7
3. Drew Brees	New Orleans Saints	7.1
4. Matthew Stafford	Detroit Lions	6.5
5. Russell Wilson	Seattle Seahawks	6.0
6. Kirk Cousins	Minnesota Vikings	5.9
7. Jimmy Garoppolo	San Francisco 49ers	5.7
8. Patrick Mahomes	Kansas City Chiefs	5.4
9. Jameis Winston	Tampa Bay Buccaneers	5.3
Deshaun Watson	Houston Texans	5.3

Tannehill's 2020 Game-by-Game Statistics:

Date/Opp	W-L	G/S	Att	Cmp	Passing										Rate	Rushing				
					Pct	Yds	Yd/Att	TD	TD%	Int	Int%	Lg	Sack	Lost		Att	Yds	Avg	Lg	TD
9/14 at Den																				
9/20 vs. Jax																				
9/27 at Min																				
10/4 vs. Pit																				
10/11 vs. Buf																				
10/18 vs. Hou																				
11/1 at Cin																				
11/8 vs. Chi																				
11/12 vs. Ind																				
11/22 at Bal																				
11/29 at Ind																				
12/6 vs. Cle																				
12/13 at Jax																				
12/19-20 vs. Det																				
12/27 at GB																				
1/3 at Hou																				

Tannehill's Career Regular Season Statistics (2012-18 with Miami):

Year	G	S	Att	Cmp	Passing										Rate	Rushing				
					Pct	Yds	Yd/Att	TD	TD%	Int	Int%	Lg	Sack	Lost		Att	Yds	Avg	Lg	TD
2012	16	16	484	282	58.3	3,294	6.8	12	2.5	13	2.7	80	35	234	76.1	49	211	4.3	31	2
2013	16	16	588	355	60.4	3,913	6.7	24	4.1	17	2.9	67	58	399	81.7	40	238	6.0	48	1
2014	16	16	590	392	66.4	4,045	6.9	27	4.6	12	2.0	50	46	337	92.8	56	311	5.6	40	1
2015	16	16	586	363	61.9	4,208	7.2	24	4.1	12	2.0	54	45	420	88.7	32	141	4.4	28	1
2016	13	13	389	261	67.1	2,995	7.7	19	4.9	12	3.1	74	29	216	93.5	39	164	4.2	18	1
2017	0	0																		
2018	11	11	274	176	64.2	1,979	7.2	17	6.2	9	3.3	75	35	279	92.7	32	145	4.5	20	0
2019	12	10	286	201	70.3	2,742	9.6	22	7.7	6	2.1	91	31	212	117.5	43	185	4.3	25	4
2020	0	0	0	0	-	0	-	0	-	0	-	-	0	0	-	0	0	-	-	0
Totals	100	98	3,197	2,030	63.5	23,176	7.2	145	4.5	81	2.5	91	279	2,097	89.8	291	1,395	4.8	48	10

Tannehill's 2019/Career Postseason Statistics:

Year	G	S	Att	Cmp	Passing										Rate	Rushing				
					Pct	Yds	Yd/Att	TD	TD%	Int	Int%	Lg	Sack	Lost		Att	Yds	Avg	Lg	TD
2016	0	0	0	0	-	0	-	0	-	0	-	-	0	0	-	0	0	-	-	0
2019	3	3	60	36	60.0	369	6.2	5	8.3	1	1.7	45	5	40	98.5	13	35	2.7	9	1
Totals	3	3	60	36	60.0	369	6.2	5	8.3	1	1.7	45	5	40	98.5	13	35	2.7	9	1

Tannehill's Regular Season Single-Game Highs:

Attempts - 58 at N.Y. Jets (11/29/15)
Completions - 35 vs. Minnesota (12/21/14)
Passing Yards - 431 at Arizona (9/30/12)
Touchdown Passes - 4 (Twice, last vs. Houston, 10/25/15)
Long Completion - 91t at Oakland (12/8/19)
Completion Percentage - 79.3 vs. L.A. Chargers (10/20/19)
Passer Rating - 155.3 vs. Oakland (9/23/18)
Rushing Attempts - 8 (Twice, last at N.Y. Jets 9/16/18)
Rushing Yards - 56 at Pittsburgh (12/8/13)
Long Rush - 48 at Pittsburgh (12/8/13)
Rushing Touchdowns - 2 vs. Jacksonville (11/24/19)

Tannehill's Playoff Single-Game Highs:

Attempts - 31 at Kansas City (1/19/20)
Completions - 21 at Kansas City (1/19/20)
Passing Yards - 209 at Kansas City (1/19/20)
Touchdown Passes - 2 (Twice, last at Kansas City, 1/19/20)
Long Completion - 45t at Baltimore (1/11/20)
Completion Percentage - 67.7 at Kansas City (1/19/20)
Passer Rating - 108.1 at Kansas City (1/19/20)
Rushing Attempts - 6 at Baltimore (1/11/20)
Rushing Yards - 13 at Baltimore (1/11/20)
Long Rush - 9 at Baltimore (1/11/20)
Rushing Touchdowns - 1 at Baltimore (1/11/20)



SINGLE-SEASON FRANCHISE RECORDS

Ryan Tannehill's 2019 regular season totals included 2,742 yards, 22 touchdowns and six interceptions on 201-of-286 passing. His passer rating of 117.5 ranked first in the NFL.

Tannehill set three of the franchise's major single-season passing records. He established new benchmarks for passer rating, completion percentage (70.3) and passing average (9.6).

Steve McNair established the franchise's single-season record with a passer rating of 100.4 in 2003, his MVP season. **Marcus Mariota** set the completion percentage mark for the club in 2018, completing 68.9 percent of his passes. For passing average (yards per attempt), **George Blanda** held the team record since 1961, the franchise's second season, when he averaged 9.2 yards per pass.

Single-season passer rating leaders, franchise history:

Player	Season	Rating
1. Ryan Tannehill	2019	117.5
2. Steve McNair	2003	100.4
3. Warren Moon	1990	96.8
4. Marcus Mariota	2016	95.6
5. Marcus Mariota	2018	92.3

Single-season completion percentage leaders, franchise history:

Player	Season	Comp Pct
1. Ryan Tannehill	2019	70.3
2. Marcus Mariota	2018	68.9
3. Cody Carlson	1992	65.6
4. Warren Moon	1992	64.7
5. Ken Stabler	1980	64.1

Single-season passing average leaders (yards per attempt), franchise history:

Player	Season	Yards/Att
1. Ryan Tannehill	2019	9.6
2. George Blanda	1961	9.2
3. Steve McNair	2003	8.0
Warren Moon	1990	8.0
5. Warren Moon	1988	7.9

SEASON GAMES WITH A 130 RATING

Ryan Tannehill registered a total of six single-game passer ratings of 130 or greater in only 10 starts during the 2019 regular season. He tied Seattle's **Russell Wilson** with the most such performances in 2019 and also tied for the most by any NFL starting quarterback in any season since 1960. Green Bay's **Aaron Rodgers** (2011) and Dallas' **Tony Romo** (2014) are the only other quarterbacks to accomplish the feat.

In franchise history, former Oilers quarterback **Chris Chandler** previously had the most season games with a 130-plus passer rating, with four in 1995.

Most starts by a quarterback with a passer rating of 130.0 or greater, 1960–2019:

Player	Season	Team	Games
1. Ryan Tannehill	2019	Tennessee Titans	6
Russell Wilson	2019	Seattle Seahawks	6
Tony Romo	2014	Dallas Cowboys	6
Aaron Rodgers	2011	Green Bay Packers	6
5. Lamar Jackson	2019	Baltimore Ravens	5
Kirk Cousins	2019	Minnesota Vikings	5
Matt Ryan	2016	Atlanta Falcons	5
Aaron Rodgers	2014	Green Bay Packers	5
Peyton Manning	2013	Denver Broncos	5
Steve Young	1993	San Francisco 49ers	5
Joe Montana	1989	San Francisco 49ers	5

CONSECUTIVE GAMES WITH A 130 RATING

During the 2019 campaign, **Ryan Tannehill** produced a streak of four consecutive games with a passer rating greater than 130. The run included a 133.9 passer rating against the Kansas City Chiefs (Nov. 10), a 155.8 against the Jacksonville Jaguars (Nov. 24), a 131.2 at the Indianapolis Colts (Dec. 1) and a 140.4 at the Oakland Raiders (Dec. 8).

In franchise history, no quarterback prior to Tannehill had ever produced four consecutive starts with a passer rating of 100 or better (minimum 10 attempts per game). **Marcus Mariota** (2016) was the most recent of six Titans/Oilers signal callers to do so for three games before Tannehill.

Most consecutive games in a single season with a 100 passer rating, franchise history (minimum 10 attempts each game):

Player	Dates	Games
1. Ryan Tannehill	Nov. 10–Dec. 8, 2019	4
2. Marcus Mariota	Nov. 13–Nov. 27, 2016	3
Ryan Fitzpatrick	Nov. 10–Nov. 24, 2013	3
Steve McNair	Dec. 2–Dec. 16, 2001	3
Warren Moon	Oct. 22–Nov. 5, 1989	3
Dan Pastorini	Nov. 11–Nov. 22, 1979	3
George Blanda	Dec. 3–Dec. 17, 1961	3

Tannehill joined **Russell Wilson** (2015) and **John Hadl** (1973) as the only players in NFL history to register four consecutive games with a minimum of 10 pass attempts and a passer rating of at least 130.

Most consecutive games in a single season with a 130 passer rating, NFL history (minimum 10 attempts each game):

Player	Team	Dates	Games
1. Ryan Tannehill	Tennessee	Nov. 10–Dec. 8, 2019	4
Russell Wilson	Seattle	Nov. 22–Dec. 13, 2015	4
John Hadl	L.A. Rams	Sept. 16–Oct. 7, 1973	4
4. (several tied)			3

SINGLE-SEASON NFL LEADERS

Ryan Tannehill established the fourth-highest single-season passer rating in NFL history in 2019. His 117.5 passer rating is surpassed in league annals by only **Aaron Rodgers'** 122.5 passer rating in 2011, **Peyton Manning's** 121.1 in 2004 and **Nick Foles'** 119.2 in 2013.

Meanwhile, his 9.6-yard passing average tied for eighth in NFL annals.

NFL all-time single-season passer rating leaders:

Player	Team	Season	Rating
1. Aaron Rodgers	Green Bay Packers	2011	122.5
2. Peyton Manning	Indianapolis Colts	2004	121.1
3. Nick Foles	Philadelphia Eagles	2013	119.2
4. Ryan Tannehill	Tennessee Titans	2019	117.5
5. Tom Brady	New England Patriots	2007	117.2
6. Matt Ryan	Atlanta Falcons	2016	117.1
7. Drew Brees	New Orleans Saints	2019	116.3
8. Drew Brees	New Orleans Saints	2018	115.7
9. Peyton Manning	Denver Broncos	2013	115.1
10. Patrick Mahomes	Kansas City Chiefs	2018	113.8

NFL all-time single-season passing average leaders:

Player	Team	Season	Yds/Att
1. Sid Luckman	Chicago Bears	1943	10.9
2. Otto Graham	Cleveland Browns	1953	10.6
3. Otto Graham	Cleveland Browns	1947	10.2
4. Norm Van Brocklin	Los Angeles Rams	1954	10.1
5. Ed Brown	Chicago Bears	1956	9.9
Kurt Warner	St. Louis Rams	2000	9.9
7. Otto Graham	Cleveland Browns	1949	9.8
8. Chris Chandler	Atlanta Falcons	1998	9.6
Ryan Fitzpatrick	Tampa Bay Buccaneers	2018	9.6
Ryan Tannehill	Tennessee Titans	2019	9.6

RYAN TANNEHILL'S GAME-WINNING DRIVES

In his NFL career, quarterback **Ryan Tannehill** has led 16 game-winning drives in the fourth quarter or overtime, including the regular season and postseason. That includes three games in 2019, his first season with the Titans: a 23-20 win against the Los Angeles Chargers in his first start with the team (10/20), a 27-23 victory against the Tampa Bay Buccaneers (10/27) and a 35-32 win against the Kansas City Chiefs (11/10).

Per the Elias Sports Bureau, a game-winning drive is defined as when a quarterback's team scores on an offensive possession to put the team ahead (whether tied or from behind) for good in the fourth quarter or overtime.

Ryan Tannehill's game-winning drives:

Date/Opp.	Largest 4th Qtr Deficit/Tie	Score, Start of Drive	Drive Start	Tannehill's Drive Stats (Att-Cmp-Yds, TD, Rushing)	Drive Totals	Drive End	Game-Winning Scoring Play	Final Score
Dolphins Career:								
11/25/12 at Sea	14-21	21-21	1:32	4-3-51, 0 TD, 1 rush for 15 yds	7-65-1:32	0:00	D. Carpenter 43-yard FG	24-21
9/22/13 vs. Atl	20-23	20-23	4:46	12-9-69, 1 TD, 0 rushes	13-75-4:08	0:38	Tannehill 1-yard pass to D. Sims	27-23
12/8/13 at Pit	24-28	24-28	4:31	3-3-25, 1 TD, 0 rushes	4-80-1:38	2:53	Tannehill 12-yard pass to C. Clay	34-28
12/15/13 vs. NE	17-20	17-20	4:07	8-6-66, 1 TD, 0 rushes	9-60-2:52	1:15	Tannehill 14-yard pass to M. Thigpen	24-20
12/1/14 at NYJ	6-13	13-13	5:42	5-4-43, 0 TD, 0 rushes	9-57-3:45	1:57	C. Sturgis 26-yard FG	16-13
11/15/15 at Phi	13-16	13-16	3:09 (3rd Q)	3-3-62, 1 TD, 0 rushes	7-87-3:14	14:55	Tannehill 4-yard pass to J. Landry	20-19
1/3/16 vs. NE	10-10	10-10	9:50	4-4-77, 1 TD, 0 rushes	6-82-2:52	6:58	Tannehill 2-yard pass to J. Cameron	20-10
9/25/16 vs. Cle	24-24	24-24	9:39 (OT)	1-1-32, 0 TD, 0 rushes	3-44-1:13	8:26	J. Ajayi 11-yard run	30-24
10/23/16 vs. Buf	14-17	14-17	7:45	1-1-18, 0 TD, 0 rushes	6-64-3:49	3:56	D. Williams 12-yard run	28-25
11/20/16 at LAR	0-10	7-10	2:11	5-5-53, 1 TD, 0 rushes	7-75-1:35	0:36	Tannehill 9-yard pass to D. Parker	14-10
9/23/18 vs. Oak	14-17	14-17	8:06	0-0-0, 0 TD, 1 rush for 18 yds	2-70-0:48	7:18	A. Wilson end around 52-yard pass to J. Grant	28-20
12/2/18 vs. Buf	14-17	14-17	12:00	3-3-25, 1 TD, 0 rushes	6-75-3:18	8:42	Tannehill 13-yard pass to K. Stills	21-17
12/9/18 vs. NE	28-33	28-33	0:07	1-1-69, 1 TD, 0 rushes	1-69-0:07	0:00	K. Drake 69-yard pass play by R. Tannehill	34-33
Titans Career:								
10/20/19 vs. LAC	10-10	10-10	5:20 (3rd Q)	8-6-76, 1 TD, 1 rush for 2 yds	14-85-7:09	13:11	Tannehill 5-yard pass to T. Sharpe	23-20
10/27/19 vs. TB	20-23	20-23	13:49	11-9-85, 1 TD, 0 rushes	12-90-6:54	6:55	Tannehill 8-yard pass to A. Brown	27-23
11/10/19 vs. KC	20-29	27-32	1:21	3-2-43, 1 TD, 1 rush for 18 yds	4-61-0:58	14:37	Tannehill 23-yard pass to A. Humphries	35-32

RYAN TANNEHILL'S STARTING RECORD WHEN ...

Record When Tannehill	Regular Season		Playoffs
	2019	Career	2019/Career
Starts at quarterback	7-3	49-49	2-1
Starts vs. division opponents	3-1	16-20	0-0
Passes for 300 or more yards	2-1	8-11	0-0
Completes 1 or more TD passes	7-3	44-34	2-1
Completes 2 or more TD passes	7-2	34-14	1-1
Completes 3 or more TD passes	2-1	13-4	0-0
Starts and passes for no INTs	5-1	30-16	1-1
Completes 70.0% of his passes	4-0	23-5	0-0
Has a passer rating of 80.0+	7-3	44-23	1-1
Has a passer rating of 90.0+	7-2	39-10	1-1
Has a passer rating of 100.0+	7-1	25-5	1-1
Sacked 0 times	2-0	5-3	0-0
Rushes for 1 or more TDs	1-2	3-6	1-0
Rushes for 2 or more TDs	1-0	1-0	0-0
Rushes and Passes for 1 TD	1-2	2-3	1-0

LEADING VETERAN QBS ON NEW TEAMS

In 2019, **Ryan Tannehill** set a new standard for veteran quarterbacks in their first year with a new team. Tannehill, who was acquired in a trade after seven years with the Miami Dolphins, had a passer rating of 117.5. No quarterback has ever finished with a passer rating that high in his first season with a new team after playing at least one year with another team.

Brett Favre held the distinction until 2019. In 2009, Favre's 107.2 passer rating with the Minnesota Vikings became the best figure in league annals by a veteran in his first campaign with a new club.

Highest passer rating in a veteran's first season with a new team:

Player	Season	New Team	Former Team	Rating
1. Ryan Tannehill	2019	Tennessee	Miami	117.5
2. Brett Favre	2009	Minnesota	N.Y. Jets	107.2
3. Peyton Manning	2012	Denver	Indianapolis	105.8
4. Vinny Testaverde	1998	N.Y. Jets	Baltimore	101.6
5. Kirk Cousins	2018	Minnesota	Washington	99.7
6. Tyrod Taylor	2015	Buffalo	Baltimore	99.4
7. Sam Bradford	2016	Minnesota	Philadelphia	99.3
8. Len Dawson	1962	Dallas Texans	Cleveland	98.3
Case Keenum	2017	Minnesota	L.A. Rams	98.3
10. Brian Griese	2004	Tampa Bay	Miami	97.5



2 TD PASSES W/ LESS THAN 2 INTS

To end the 2019 regular season, **Ryan Tannehill** completed multiple touchdown passes for seven consecutive games, one game shy of **Marcus Mariota's** 2016 franchise record of eight consecutive games with multiple touchdown passes.

However, Tannehill did establish a franchise benchmark in his final seven contests for most consecutive games with multiple touchdown passes and fewer than two interceptions. Over those seven games, he had two total interceptions—one each on Dec. 8 (at Oakland) and Dec. 15 (vs. Houston)—to go along with 19 touchdown passes and a 129.8 passer rating.

During Mariota's 2016 season, he registered the previous franchise-best streak of four straight games with at least two touchdown passes and fewer than two interceptions.

Most consecutive games in franchise history with multiple touchdown passes and fewer than two interceptions:

Player	Season	Consec. Games
1. Ryan Tannehill	2019	7
2. Marcus Mariota	2016	4
Warren Moon	1990	4
4. Marcus Mariota	2016	3
Steve McNair	2001	3
Don Trull	1968	3
George Blanda	1963	3

Tannehill's streak was the best in the NFL in 2019. **Drew Brees**, **Kirk Cousins** and **Jacoby Brissett** had runs of four consecutive games with multiple touchdown passes and fewer than two interceptions, tying for second.

Most consecutive games in 2019 with multiple touchdown passes and fewer than two interceptions:

Player	Team	Consec. Games
1. Ryan Tannehill	Tennessee Titans	7
2. Drew Brees	New Orleans Saints	4
Kirk Cousins	Minnesota Vikings	4
Jacoby Brissett	Indianapolis Colts	4
5. (several tied)		3

MOST TD PASSES IN A POSTSEASON

During the 2019 playoffs, **Ryan Tannehill** completed at least one touchdown pass in all three of the team's games and totaled five touchdown passes.

Tannehill tied **Warren Moon's** 1991 franchise record for the most touchdown passes in a single postseason.

Most touchdown passes in a single postseason, franchise history:

Player	Season	TD Passes
1. Ryan Tannehill	2019	5
Warren Moon	1991	5
3. Marcus Mariota	2017	4
Warren Moon	1992	4
Dan Pastorini	1978	4
6. Steve McNair	2002	3
George Blanda	1960	3

BAUGH, MONTANA & TANNEHILL

During the 2019 season, Titans quarterback **Ryan Tannehill** accomplished a statistical feat only reached previously by a pair of Pro Football Hall of Fame quarterbacks.

Tannehill's season statistics included a 70.3 completion percentage and an average of 9.6 yards per passing attempt.

In the history of the NFL, only two previous qualifying passers have enjoyed a season in which they completed at least 70.0 percent of their passes and averaged at least 9.0 yards per attempt: **Sammy Baugh** and **Joe Montana**.

Montana led the San Francisco 49ers to a Super Bowl XXIV title and won the NFL MVP award following a 1989 season in which he completed 70.2 percent of his passes (271 of 386) and averaged 9.1 yards per attempt (3,521 yards).

Baugh directed the Washington Redskins to the NFL Championship game in 1945, while completing 70.3 percent of his passes (128 of 182) and averaging 9.2 yards per attempt (1,669 yards).

Players in NFL history with a completion rate of at least 70.0 percent and a passing average of at least 9.0 yards per attempt (qualifiers only):

Player	Team	Year	Comp %	Yards/Att
Ryan Tannehill	Tennessee	2019	70.3	9.6
Joe Montana	San Francisco	1989	70.2	9.1
Sammy Baugh	Washington	1945	70.3	9.2

MORE TITANS QUARTERBACKS

5 - QB LOGAN WOODSIDE

6-1, 213, 1st Year, Toledo

➤ Logan Woodside was re-signed by the Titans as a free agent on April 8, 2019 after spending three weeks on the Titans practice squad during the 2018 season.

➤ He spent the entire 2019 season on the Titans' practice squad/injured list.

➤ Prior to rejoining the Titans during the 2019 offseason, he had a stint with the Alliance of American Football League's San Antonio Commanders. In seven AAF games, he completed 116-of-201 passes for 1,385 yards and seven touchdowns.

➤ Woodside was originally selected by the Cincinnati Bengals in the seventh round (249th overall) of the 2018 NFL Draft.

➤ A native of Frankfort, Ky., he established program records at Toledo in passing yards (10,514), touchdowns (93), passing efficiency (162.87) and 300-yard games (17) during a four-year career. His 93 touchdown passes ranks fifth all-time in MAC history.

➤ As a senior for the Rockets in 2017, he led the MAC in completion percentage (64.2), passing efficiency (162.2), touchdowns (28), passing yards (3,882), yards per completion (14.7), and yards per attempt (9.45). He was named the MAC Offensive Player of the Year.

➤ Woodside attended Franklin County High School (Frankfort, Ky.) where he completed 138-of-212 passes for 2,951 yards and a school-record 41 touchdowns as a senior.





TITANS RUNNING BACKS

No.	Name	Ht	Wt	Exp	College
41	Blasingame, Khari	6-0	233	2	Vanderbilt
32	Evans, Darrynton	5-10	203	R	Appalachian State
22	Henry, Derrick	6-3	247	5	Alabama
20	Perry, Senorise	6-0	210	6	Louisville

#22 ■ RB DERRICK HENRY

6-3, 247, 5th Year, Alabama

[Click for complete bio](#)



Running back **Derrick Henry** is in his fifth NFL season in 2020. He was selected by the Titans with the 45th overall pick in the second round of the 2016 NFL Draft and received a multi-year contract extension in 2020.

In 2019, Henry was named to his first career Pro Bowl and added second-team Associated Press All-Pro honors after leading the NFL in rushing in 2019. In 15 games, he totaled 1,540 yards on 303 carries (5.1 avg.), joining **Billy Cannon** (AFL, 1961), **Earl Campbell** (1978-80) and **Chris Johnson** (2009) as the only running backs in franchise history to lead their respective leagues in rushing. Henry's single-season total ranked fourth in franchise annals behind Johnson's 2009 total (2,006) and Campbell's 1979 (1,697) and 1980 (1,934) performances. He was named the FedEx Ground Player of the Year.

With 16 rushing touchdowns in 2019, Henry tied for the NFL lead (**Aaron Jones**) and finished second in team history (19 by Campbell in 1979). Adding his two receiving touchdowns, his 18 total touchdowns were third in the NFL and tied for second in franchise annals (19 by Campbell in 1979; 18 by **Bill Groman** in 1961).

Henry's performance late in the 2019 season was instrumental in the team's run to the AFC championship game. Over the final six games of the regular season plus three playoff appearances, Henry registered seven 100-yard games. During a three-game stretch (Dec. 29 at Houston, Jan. 4 at New England and Jan. 11 at Baltimore), he became the first player in NFL history to rush for at least 180 yards in three consecutive regular season and/or postseason games.

Henry authored his first career 1,000-yard season in 2018 and the 28th 1,000-yard rushing season in franchise history, totaling 1,059 yards and 12 touchdowns on 215 carries—all then-career highs.

His 2018 rushing yardage ranked second in the AFC to **Joe Mixon's** 1,168 yards, and he finished seventh in the NFL. Henry's 12 rushing touchdowns tied **James Connor** for third place in the NFL behind **Todd Gurley** (17) and **Alvin Kamara** (14).

Henry was named AFC Offensive Player of the Month for December 2018. His 625 rushing yards in the month were the most by any NFL player in any month during the season.

Against the Jacksonville Jaguars on Dec. 6, 2018, Henry recorded one of the greatest single games in franchise history in front of a national television audience. He broke Johnson's single-game franchise record (228) with 238 rushing yards, including a 99-yard touchdown run. He joined **Tony Dorsett** as the only two players in NFL history to rush for a 99-yard score.

In 2017, Henry shared time in the Titans backfield with **DeMarco Murray**. Henry led the team with 744 rushing yards on 176 carries, and he added 11 receptions for 136 yards and a touchdown. His five rushing touchdowns tied for second on the club.

As a rookie in 2016, Henry played in 15 games with one start, splitting reps in the backfield with Murray. He carried the ball 110 times for 490 yards and five touchdowns and added 137 yards on 13 receptions. Henry became the third rookie for the franchise in the "Titans era" to score at least five touchdowns in a season, joining **Vince Young** (seven rushing touchdowns in 2006) and Johnson (nine rushing and one receiving in 2008).

The Heisman Trophy winner played three seasons (2013–2015) at the University of Alabama, where he set numerous school and SEC records while helping his team win a National Championship in 2015. He played in 39 games and totaled 602 carries for 3,591 yards and 42 rushing touchdowns and added 285 yards on 17 career receptions with three receiving scores. During Alabama's victory over Clemson in the 2016 College Football Playoff National Championship, he broke **Shaun Alexander's** record for most career rushing yards in Alabama history.

In his final collegiate season, Henry rushed for an Alabama and Southeastern Conference record 2,219 yards, which led the nation and ranked fifth in FBS history. He recorded 100-yard rushing games 10 times and had four 200-yard games during the season. His 28 rushing touchdowns were a national best and an SEC record, snapping **Tim Tebow** and **Tre Mason's** old mark of 23. In addition to the Heisman, he also won the Doak Walker Award, Walter Camp Award and Maxwell Award, among a multitude of other honors.

Henry is a native of Yulee, Fla.

Henry's Career Regular Season Statistics:

Year	GP	GS	Att	Yds	Avg	Lg	TD	Rec	Yds	Avg	Lg	TD
2016	15	2	110	490	4.5	22	5	13	137	10.5	29	0
2017	16	2	176	744	4.2	75t	5	11	136	12.4	66t	1
2018	16	12	215	1,059	4.9	99t	12	15	99	6.6	21	0
2019	15	15	303	1,540	5.1	74t	16	18	206	11.4	75t	2
2020	0	0	0	0	-	-	0	0	0	-	-	0
Totals	62	31	804	3,833	4.8	99t	38	57	578	10.1	75t	3

Henry's Career Postseason Statistics:

Year	GP	GS	Att	Yds	Avg	Lg	TD	Rec	Yds	Avg	Lg	TD
2017	2	2	35	184	5.3	35t	1	5	56	11.2	29	0
2019	3	3	83	446	5.4	66	2	5	21	4.2	22	0
Totals	5	5	118	630	5.3	66	3	10	77	7.7	29	0

Henry's Regular Season Single-Game Highs:

Rushing Attempts - 33 at N.Y. Giants (12/16/18)

Rushing Yards - 238 vs. Jacksonville (12/6/18)

Long Rush - 99t vs. Jacksonville (12/6/18)

Rushing Touchdowns - 4 vs. Jacksonville (12/6/18)

Receptions - 4 vs. Jacksonville (10/27/16)

Receiving Yards - 75 at Cleveland (9/8/19)

Long Reception - 75t at Cleveland (9/8/19)

Receiving Touchdowns - 1 (Three times, last at Carolina, 11/3/19)

Henry's Playoff Single-Game Highs:

Rushing Attempts - 34 at New England (1/4/20)

Rushing Yards - 195 at Baltimore (1/11/20)

Long Rush - 66 at Baltimore (1/11/20)

Rushing Touchdowns - 1 (Three times, last at Kansas City, 1/19/20)

Receptions - 3 at New England (1/13/18)

Receiving Yards - 35 at Kansas City (1/6/18)

Long Reception - 29 at Kansas City (1/6/18)

Receiving Touchdowns - (none)

2019 NFL RUSHING LEADERS

Titans running back **Derrick Henry** claimed the NFL's 2019 rushing title with 1,540 yards on 303 carries (5.1 avg.). The next-closest finisher was Cleveland's **Nick Chubb**, who had 1,494 rushing yards.

Henry joined **Billy Cannon** (AFL, 1961), **Earl Campbell** (1978-80) and **Chris Johnson** (2009) as the only running backs in franchise history to lead their respective leagues in rushing.

NFL rushing leaders in 2019:

Player	Team	Rushing Yards
1. Derrick Henry	Tennessee Titans	1,540
2. Nick Chubb	Cleveland Browns	1,494
3. Christian McCaffrey	Carolina Panthers	1,387
4. Ezekiel Elliott	Dallas Cowboys	1,357
5. Chris Carson	Seattle Seahawks	1,230
6. Lamar Jackson	Baltimore Ravens	1,206
7. Leonard Fournette	Jacksonville Jaguars	1,152
8. Josh Jacobs	Oakland Raiders	1,150
9. Joe Mixon	Cincinnati Bengals	1,137
10. Dalvin Cook	Minnesota Vikings	1,135

SINGLE-SEASON FRANCHISE RUSHING LEADERS

Derrick Henry led the NFL with 1,540 yards on 303 rushing attempts in 2019 (5.1 avg.). In franchise history, his rushing yardage total ranks fourth for a single season. Only **Chris Johnson** (2,006 rushing yards in 2009) and **Earl Campbell** (1,934 in 1980; 1,697 in 1979) have rushed for more yards than Henry for the organization in a season.

Most rushing yards in a season, franchise history:

Player	Season	Att	Yds	Avg	Long	TD
1. Chris Johnson	2009	358	2,006	5.6	91	14
2. Earl Campbell	1980	373	1,934	5.2	55	13
3. Earl Campbell	1979	368	1,697	4.6	61	19
4. Derrick Henry	2019	303	1,540	5.1	74	16
5. Eddie George	2000	403	1,509	3.7	35	14
6. Earl Campbell	1978	302	1,450	4.8	81	13
7. Eddie George	1997	357	1,399	3.9	30	6
8. Earl Campbell	1981	361	1,376	3.8	43	10
9. Eddie George	1996	335	1,368	4.1	76	8
10. Chris Johnson	2010	316	1,364	4.3	76	11

FRANCHISE ALL-TIME RUSHING LEADERS

In 2019, Titans running back **Derrick Henry** has secured a place in the franchise's all-time top 10 leading rushers. He began the season outside of the top 10 but ascended all the way to fifth place on the team's rushing charts. On Dec. 8 at Oakland, he moved past **Steve McNair** (3,439) and **Hoyle Granger** (3,514) and now sits in fifth place all-time.

Franchise all-time rushing leaders:

Player	Seasons	Rushing Yards
1. Eddie George	1996–2003	10,009
2. Earl Campbell	1978–1984	8,574
3. Chris Johnson	2008–2013	7,965
4. Lorenzo White	1988–1994	4,079
5. Derrick Henry	2016–2019	3,833
6. Hoyle Granger	1966–1970, 1972	3,514
7. Steve McNair (QB)	1995–2005	3,439
8. Mike Rozier	1985–1990	3,426
9. Charles Tolar	1960–1966	3,277
10. Ronnie Coleman	1974–1981	2,769

300 CARRIES/15 TOUCHDOWNS/5.0 AVG

Derrick Henry won the NFL's rushing title with 303 carries for 1,540 yards and 16 touchdowns in 2019.

He became the first player in franchise history and the ninth player in NFL history to produce a season with a minimum of 300 rushing attempts, a rushing average of at least 5.0 yards per carry and a minimum of 15 rushing touchdowns. The other players on the list are **O.J. Simpson** (1975), **Terrell Davis** (1998), **Priest Holmes** (2002), **Ahman Green** (2003), **Larry Johnson** (2005), **Shaun Alexander** (2005), **LaDainian Tomlinson** (2016) and **Ezekiel Elliott** (2016).

Players in NFL history with a minimum of 300 rushing attempts, 15 rushing touchdowns and a 5.0 rushing average in a single season:

Player	Team	Season	Att	Yards	Avg	TD
Derrick Henry	Tennessee	2019	303	1,540	5.1	16
Ezekiel Elliott	Dallas	2016	322	1,631	5.1	15
LaDainian Tomlinson	San Diego	2006	348	1,815	5.2	28
Shaun Alexander	Seattle	2005	370	1,880	5.1	27
Larry Johnson	Kansas City	2005	336	1,750	5.2	20
Ahman Green	Green Bay	2003	355	1,883	5.3	15
Priest Holmes	Kansas City	2002	313	1,615	5.2	21
Terrell Davis	Denver	1998	392	2,008	5.1	21
O.J. Simpson	Buffalo	1975	329	1,817	5.5	16

2019 TOUCHDOWN LEADERS

Titans running back **Derrick Henry** tied Green Bay's **Aaron Jones** for the NFL lead with 16 rushing touchdowns in 2019.

Additionally, Henry ranked third in the NFL with 18 total touchdowns behind Carolina's **Christian McCaffrey** and Jones, who each scored 19 total touchdowns.

NFL leaders in rushing touchdowns in 2019:

Player	Team	Rushing TDs
1. Derrick Henry	Tennessee Titans	16
Aaron Jones	Green Bay Packers	16
3. Christian McCaffrey	Carolina Panthers	15
4. Dalvin Cook	Minnesota Vikings	13
5. Todd Gurley	Los Angeles Rams	12
Ezekiel Elliott	Dallas Cowboys	12
7. Mark Ingram	Baltimore Ravens	10
8. Josh Allen	Buffalo Bills	9
9. (five tied)		8

NFL leaders in total touchdowns in 2019:

Player	Team	Total TDs
1. Christian McCaffrey	Carolina Panthers	19
Aaron Jones	Green Bay Packers	19
3. Derrick Henry	Tennessee Titans	18
4. Mark Ingram	Baltimore Ravens	15
5. Ezekiel Elliott	Dallas Cowboys	14
Todd Gurley	Los Angeles Rams	14
7. Dalvin Cook	Minnesota Vikings	13
8. Kenny Golladay	Detroit Lions	11
Austin Ekeler	Los Angeles Chargers	11
10. (three tied)		10

SINGLE-SEASON RUSHING TDS, TEAM HISTORY

Derrick Henry's 16 rushing touchdowns in 2019 gave him the second-highest single-season total in team history. Only **Earl Campbell**—with 19 rushing touchdowns in 1979—had more.

Most rushing touchdowns in a season, franchise history:

Player	Season	Rushing TDs
1. Earl Campbell	1979	19
2. Derrick Henry	2019	16
3. LenDale White	2008	15
4. Eddie George	2000	14
Chris Johnson	2009	14
6. Earl Campbell	1978	13
Earl Campbell	1980	13
8. Derrick Henry	2018	12
Earl Campbell	1983	12
Eddie George	2002	12

ACTIVE RUSHING AVERAGE LEADERS BY RBS

In passing 750 career rushing attempts on Dec. 8, 2019, **Derrick Henry** reached the minimum number of carries to qualify for franchise and NFL career rushing average records.

Henry moved into first place among all active NFL running backs in career rushing average.

Best career rushing average (yards per carry) among all active NFL running backs (minimum 750 career attempts):

Player	Rushing Average
1. Derrick Henry	4.77
2. Adrian Peterson	4.68
3. Ezekiel Elliott	4.62
4. Mark Ingram	4.61
5. LeSean McCoy	4.52
6. Jordan Howard	4.34
7. Lamar Miller	4.33
8. Frank Gore	4.33
9. Bilal Powell	4.32
10. Isaiah Crowell	4.32

RUSHING YARDS SINCE WEEK 14 OF 2018

Since Dec. 6, 2018, when **Derrick Henry** set the franchise record with 238 rushing yards in a game, he has been the NFL's rushing leader. He has more rushing yards than any other player since that time.

NFL rushing yards leaders since Week 14 of 2018:

Player	Rushing Yards
1. Derrick Henry	2,125
2. Nick Chubb	1,796
3. Chris Carson	1,677
4. Ezekiel Elliott	1,642
5. Christian McCaffrey	1,622
6. Joe Mixon	1,550
7. Lamar Jackson	1,497
8. Dalvin Cook	1,438
9. Marlon Mack	1,416
10. Saquon Barkley	1,356

RUSHING TDS OF 50+ YARDS

Since he entered the NFL as a second-round draft pick in 2016, **Derrick Henry** has had a league-high seven touchdown runs of at least 50 yards, including three such runs in 2019.

Chris Johnson (11) and **DeMarco Murray** (two) are the only other Tennessee players in the "Titans era" (1999–present) with more than one total rushing touchdown of at least 50 yards.

Most rushing touchdowns of 50 yards or more from 2016–2019:

Player	Rushing TDs
1. Derrick Henry	7
2. Saquon Barkley	6
3. Christian McCaffrey	3
Nick Chubb	3
Kenyan Drake	3
6. (seven tied)	2

65+ YARD SCRIMMAGE TOUCHDOWNS

In the Titans' Week 10 victory over the Kansas City Chiefs, running back **Derrick Henry** took a handoff and raced 68 yards for a touchdown. He followed that with a 74-yard touchdown run in the following game against the Jacksonville Jaguars in Week 12.

Since the beginning of the 2017 campaign, Henry has scored seven total touchdowns—five rushing and two receiving—that have gone for 65 yards or more. He leads the NFL in that time period.

Most scrimmage touchdowns of 65-plus yards, 2017-19:

Player	65+ Yard Scrimmage Touchdowns
1. Derrick Henry	7
2. Tyreek Hill	5
3. JuJu Smith-Schuster	4
Saquon Barkley	4
5. Amari Cooper	3
Robby Anderson	3
Kenyan Drake	3
Kareem Hunt	3
Tyrell Williams	3
10. (several tied)	2

Derrick Henry's career scrimmage touchdowns of 65-plus yards:

Date	Opponent	Rush/Rec	Yards
Dec. 6, 2018	Jacksonville	Rushing	99
Sept. 9, 2019	at Cleveland	Receiving	75
Nov. 24, 2019	Jacksonville	Rushing	74
Dec. 3, 2017	Houston	Rushing	75
Oct. 16, 2017	Indianapolis	Rushing	72
Nov. 10, 2019	Kansas City	Rushing	68
Dec. 31, 2017	Jacksonville	Receiving	66

HENRY'S CAREER 100-YARD RUSHING GAMES

Date	Opp	No.	Yds.	Avg.	Lg	TD
12/6/18	Jacksonville	17	238	14.0	99t	4
12/29/19	at Houston	32	211	6.6	53t	3
1/11/20	at Baltimore*	30	195	6.5	66	0
11/10/19	Kansas City	23	188	8.2	68t	2
1/4/20	at New England*	34	182	5.4	29	1
12/16/18	at N.Y. Giants	33	170	5.2	22	2
11/24/19	Jacksonville	19	159	8.4	74t	2
1/6/18	at Kansas City*	23	156	6.8	35t	1
12/1/19	at Indianapolis	26	149	5.7	34	1
10/16/17	Indianapolis	19	131	6.9	72t	1
12/3/17	Houston	11	109	9.9	75t	1
12/8/19	at Oakland	18	103	5.7	24	2
9/29/19	at Atlanta	27	100	3.7	16	0

* Playoffs

RUSHING IN THE FOURTH QUARTER

Since 2017, running back **Derrick Henry** has accumulated more rushing yards in the fourth quarter than any other NFL running back.

In 2019, 328 of Henry's 1,540 rushing yards came in the fourth quarter, which ranked third in the NFL.

In 2017, Henry accumulated 390 of his 744 rushing yards in the fourth quarter. The only player with more rushing yards in the fourth quarter that season was Kansas City's league-leading rusher, **Kareem Hunt**.

Most fourth-quarter rushing yards from 2017–2019:

Player	Att	Yds	Avg	Lg	TD
1. Derrick Henry	204	1,003	4.92	75	8
2. Todd Gurley	187	879	4.70	36	8
3. Ezekiel Elliott	197	836	4.24	27	10
4. Kareem Hunt	147	683	4.65	69	6
5. Alvin Kamara	138	678	4.91	49	7
6. Joe Mixon	157	657	4.18	51	7
7. Nick Chubb	112	644	5.75	88	6
8. Leonard Fournette	130	621	4.78	90	4
9. Jordan Howard	169	601	3.56	24	5
10. Melvin Gordon	134	570	4.25	34	1

FIVE CONSECUTIVE GAMES WITH RUSHING TD

Derrick Henry scored at least one rushing touchdown in five consecutive team games from Nov. 3-Dec. 8, 2019. His feat is tied for the longest such streak in franchise history. **DeMarco Murray** (2016) and **Earl Campbell** (twice—1979 and 1983) are the only other franchise players with five consecutive team games with a rushing touchdown.

Henry recorded four consecutive games with a rushing touchdown in 2018.

Most consecutive team games with a rushing touchdown, franchise history:

Player	Season	Consec. Games with a Rushing TD
1. Derrick Henry	2019	5
DeMarco Murray	2016	5
Earl Campbell	1983	5
Earl Campbell	1979	5
5. Derrick Henry	2018	4
LenDale White	2008	4
Eddie George	2000	4
Gary Brown	1993	4
Alonzo Highsmith	1989	4
Earl Campbell	1981	4
Earl Campbell	1979	4

3 CONSEC. GAMES W/ 200 SCRIMMAGE YDS

From the final week of the 2019 regular season (Dec. 29 at Houston) through the Titans' first two playoff games (Jan. 4 at New England and Jan. 11 at Baltimore), **Derrick Henry** became the **first player in NFL history to rush for at least 180 yards in three consecutive regular season or postseason games**.

He also became only the third player since the 1970 NFL-AFL merger to have 200 scrimmage yards in three consecutive games. The other two players to accomplish the feat were Chicago Bears running back **Walter Payton** (1977) and Pittsburgh Steelers running back **Le'Veon Bell** (2014).

During the 2019 regular season and playoffs, Henry and Carolina Panthers running back **Christian McCaffrey** (two) were the only two players with multiple 200-yard scrimmage games. Together they accounted for five of the 14 such individual performances.

Most consecutive games with at least 200 scrimmage yards in the regular season and/or postseason, 1970–present:

Player	Team	Dates	Games
1. Derrick Henry	Tennessee	Dec. 29, 2019–Jan. 11, 2020	3
Le'Veon Bell	Pittsburgh	Nov. 17–Dec. 7, 2014	3
Walter Payton	Chicago	Nov. 13–Nov. 24, 1977	3
4. (several tied)			2

RUSHING YARDS IN A TITANS PLAYOFF GAME

On Jan. 4, 2020, **Derrick Henry** rushed for 182 yards and one touchdown on 34 attempts in a wild card playoff victory at New England. In doing so, he set a new franchise single-game postseason record for rushing yards in a game, surpassing **Eddie George's** 162 yards at Indianapolis on Jan. 16, 2000.

One week later, on Jan. 11, 2020, Henry broke his own record, going for 195 rushing yards on 30 carries at Baltimore.

Henry now owns two of the top three rushing games in franchise postseason history.

Most single-game rushing yards in franchise postseason history:

Player	Date	Opp	Att	Yds	Avg	TD
1. Derrick Henry	1/11/20	at Bal	30	195	6.5	0
2. Derrick Henry	1/4/20	at NE	34	182	5.4	1
3. Eddie George	1/16/00	at Ind	26	162	6.2	1
4. Derrick Henry	1/6/18	at KC	23	156	6.8	1
5. Earl Campbell	12/31/78	at NE	27	118	4.4	1
6. Eddie George	1/8/00	Buf	29	106	3.7	0
7. Eddie George	1/30/00	StL (SB)	28	95	3.4	2

SCRIMMAGE YARDS IN A TITANS PLAYOFF GAME

Derrick Henry's 182 rushing yards and 22 receiving yards in the team's wild card playoff victory at New England on Jan. 4, 2020 gave him a franchise-record 204 scrimmage yards.

Henry broke his own record of 191 scrimmage yards in a wild card playoff contest at Kansas City on Jan. 6, 2018 (156 rushing, 35 receiving).

On Jan. 11, 2020, one week after establishing the current record, Henry had 202 scrimmage yards (195 rushing, seven receiving) at Baltimore, giving him the three biggest scrimmage yards totals in franchise postseason history.

Prior to Henry, the organization record stood for 57 years. It was set on Jan. 1, 1961, when **Billy Cannon** had 178 scrimmage yards against the Los Angeles Chargers.

Most single-game scrimmage yards in franchise postseason history:

Player	Date	Opp	Rush Yards	Rec Yards	Scrim Yards
1. Derrick Henry	1/4/20	at NE	182	22	204
2. Derrick Henry	1/11/20	at Bal	195	7	202
3. Derrick Henry	1/6/18	at KC	156	35	191
4. Billy Cannon	1/1/61	LAC	50	128	178
5. Eddie George	1/16/00	at Ind	162	14	176
6. Eddie George	1/7/01	Bal	91	52	143
7. Ernest Givins	12/31/89	at Pit	0	136	136

RUSHING YARDS IN A SINGLE POSTSEASON

Derrick Henry accumulated 446 rushing yards during the 2019 playoffs. He had 182 yards on 34 carries in the wild card round at New England, followed by 195 yards on 30 attempts in the divisional round at Baltimore. In the AFC championship game, he had 69 yards on 19 rushing attempts.

Henry's average of 148.7 rushing yards per game ranked fourth in NFL history for players with at least two games played. Only a trio of Pro Football Hall of Fame members—Denver Broncos running back **Terrell Davis** (156.0 in 1998), Los Angeles Raiders running back **Marcus Allen** (155.3 in 1983) and Washington Redskins running back **John Riggins** (152.5 in 1982) have averaged more rushing yards in a single postseason than Henry.

In Titans/Oilers history, **Eddie George** established the previous record for average rushing yards in a single postseason during the 1999 playoffs. In four games, George carried the ball 108 times for 449 yards, or an average of 112.3 yards per contest.

Most rushing yards per game in a single NFL postseason (minimum two games):

Player	Team	Season	Games	Rush Yards	Per Game
1. Terrell Davis	Denver	1998	3	468	156.0
2. Marcus Allen	L.A. Raiders	1983	3	466	155.3
3. John Riggins	Washington	1982	4	610	152.5
4. Derrick Henry	Tennessee	2019	3	446	148.7
5. Eric Dickerson	L.A. Rams	1985	2	294	147.0
6. Terrell Davis	Denver	1997	4	581	145.3
7. Arian Foster	Houston	2011	2	285	142.5
8. Thurman Thomas	Buffalo	1990	3	390	130.0
9. Brian Westbrook	Philadelphia	2006	2	257	128.5
10. Fred Taylor	Jacksonville	1998	2	248	124.0

George's 449 yards during the team's run to Super Bowl XXXIV also established the franchise benchmark for most total rushing yards in a single postseason. Henry came within three yards of the mark in one fewer game.

Most rushing yards in a single postseason, franchise history:

Player	Season	Games	Rush Yards
1. Eddie George	1999	4	449
2. Derrick Henry	2019	3	446
3. Earl Campbell	1978	3	264
4. Steve McNair	1999	4	209
5. Derrick Henry	2017	2	184

Henry's 2019 playoff rushing yardage total ranked sixth in NFL history. It was the most by any NFL player since George's 1999 postseason.

Most total rushing yards in a single NFL postseason:

Player	Team	Season	Games	Rush Yards
1. John Riggins	Washington	1982	4	610
2. Terrell Davis	Denver	1997	4	581
3. Terrell Davis	Denver	1998	3	468
4. Marcus Allen	L.A. Raiders	1983	3	466
5. Eddie George	Tennessee	1999	4	449
6. Derrick Henry	Tennessee	2019	3	446
7. Thurman Thomas	Buffalo	1990	3	390
8. Natrone Means	Jacksonville	1996	3	358
9. Le'Veon Bell	Pittsburgh	2016	3	357
10. Freeman McNeil	N.Y. Jets	1982	3	349



FRANCHISE PLAYOFF RUSHING LEADERS

By improving his career playoff totals to 630 rushing yards on 118 attempts, **Derrick Henry** vaulted up the franchise's all-time postseason rushing list in 2019.

On Jan. 11, 2020, he passed **Earl Campbell** (420 career postseason rushing yards) for second place on the list, and he now trails only **Eddie George** (776).

Franchise career postseason rushing leaders:

Player	Games	Att	Yards	Avg	TD
1. Eddie George	9	206	776	3.8	5
2. Derrick Henry	5	118	630	5.3	3
3. Earl Campbell	6	135	420	3.1	4
4. Steve McNair	9	54	349	6.5	6
5. Lorenzo White	7	76	264	3.5	1

2018-19 RUSHING TOUCHDOWN LEADERS

Since **Derrick Henry** became the team's primary ball carrier in 2018, his 28 rushing touchdowns rank second behind only **Todd Gurley's** 29 rushing touchdowns.

NFL leaders in rushing touchdowns from 2018–present:

Player	Rushing Touchdowns
1. Todd Gurley	29
2. Derrick Henry	28
3. Aaron Jones	24
4. Christian McCaffrey	22
5. Alvin Kamara	19
6. Ezekiel Elliott	18
7. Melvin Gordon	18
8. Saquon Barkley	17
Marlon Mack	17
Josh Allen	17

2018 NFL RUSHING LEADERS

Derrick Henry recorded 215 carries in 2018 for 1,059 yards. He ranked second in the AFC in rushing yardage behind Cincinnati's **Joe Mixon** (1,168) and ranked seventh overall in the NFL.

NFL rushing leaders in 2018 (rushing yards):

Player	Team	Rushing Yards
1. Ezekiel Elliott	Dallas Cowboys	1,434
2. Saquon Barkley	New York Giants	1,307
3. Todd Gurley	Los Angeles Rams	1,251
4. Joe Mixon	Cincinnati Bengals	1,168
5. Chris Carson	Seattle Seahawks	1,151
6. Christian McCaffrey	Carolina Panthers	1,098
7. Derrick Henry	Tennessee Titans	1,059
8. Adrian Peterson	Washington Redskins	1,042
9. Phillip Lindsay	Denver Broncos	1,037
10. Nick Chubb	Cleveland Browns	996

2018 RUSHING TOUCHDOWN LEADERS

Derrick Henry's scored a career-high 12 rushing touchdowns in 2018. He tied for the third-highest rushing touchdown total in the NFL.

Henry became the first Titans player with 12 rushing touchdowns in a season since **Chris Johnson** had 14 rushing touchdowns in 2009.

Most rushing touchdowns in 2018:

Player	Team	Rushing TDs
1. Todd Gurley	Los Angeles Rams	17
2. Alvin Kamara	New Orleans Saints	14
3. Derrick Henry	Tennessee Titans	12
4. James Conner	Pittsburgh Steelers	12
5. Saquon Barkley	New York Giants	11
6. Melvin Gordon	Los Angeles Chargers	10
7. Phillip Lindsay	Denver Broncos	9
8. Chris Carson	Seattle Seahawks	9
9. Marlon Mack	Indianapolis Colts	9
10. Jordan Howard	Chicago Bears	9

DECEMBER TO REMEMBER

In five games in the month of December 2018, **Derrick Henry's** rushing totals included 97 carries for 625 yards and eight touchdowns. His 625 yards were the most by any NFL player in any calendar month in 2018.

Additionally, Henry authored one of only four calendar months for the franchise since 1970 in which a player rushed for at least 600 yards. **Chris Johnson** (800 rushing yards in November 2009) and **Earl Campbell** (633 in October 1980; 662 in November 1980) were the organization's only other players to accomplish the feat in that timespan.

Henry's December rushing totals included 40 yards against the New York Jets (Dec. 2), a franchise-record 238 yards against the Jacksonville Jaguars (Dec. 6), 170 yards at the New York Giants (Dec. 16), 84 yards against the Washington Redskins (Dec. 22) and 93 yards against the Indianapolis Colts (Dec. 30).

For his efforts, Henry was named AFC Offensive Player of the Month.

Titans/Oilers with 500 rushing yards in any calendar month from 1970-2019 (includes playoffs):

Player	Season	Month	Rushing Yards
1. Chris Johnson	2009	November	800
2. Earl Campbell	1980	November	662
3. Earl Campbell	1980	October	633
4. Derrick Henry	2018	December	625
5. Earl Campbell	1979	September	569
6. Derrick Henry	2019	December	549
7. Eddie George	2000	October	548
8. Earl Campbell	1979	November	534
9. DeMarco Murray	2016	October	511
10. Earl Campbell	1981	October	510

RUSHING YARDS IN A TWO-GAME SPAN

Following a franchise-record 238 rushing yards against the Jacksonville Jaguars on Dec. 6, 2018, **Derrick Henry** then totaled 170 rushing yards at the New York Giants on Dec. 16 to give him a franchise record of 408 rushing yards in a two-game span.

The previous record of 405 rushing yards in two games was set by **Earl Campbell** in 1980, when Campbell posted 203 yards against Tampa Bay (Oct. 19) and 202 yards against Cincinnati (Oct. 26).

Most total rushing yards in two consecutive games, franchise history:

Player	Game 1	Yds	Game 2	Yds	Total
Derrick Henry	12/6/18 vs. Jax	238	12/16/18 at NYG	170	408
Earl Campbell	10/19/80 vs. TB	203	10/26/80 vs. Cin	202	405

RECORD-SETTING NIGHT

On Dec. 6, 2018, **Derrick Henry** had one of the most memorable rushing performances in NFL history on Thursday Night Football. He rushed for a team-record 238 yards and four touchdowns (tied), including a 99-yard touchdown run.

[WATCH: Highlights from Derrick Henry's performance on 12/6/18](#)

Henry's 238 rushing yards set a new franchise record, breaking **Chris Johnson's** mark of 228 yards against the Jaguars on Nov. 1, 2009. It was the highest single-game rushing total in the NFL in 2018 and the league's highest total since **Doug Martin's** 251 rushing yards for the Tampa Bay Buccaneers against the Oakland Raiders on Nov. 4, 2012.

Most rushing yards in a game, franchise history:

Player	Date	Opponent	Rushing Yards
1. Derrick Henry	12/6/18	Jacksonville	238
2. Chris Johnson	11/1/09	Jacksonville	228
3. Eddie George	8/31/97	Oakland	216
Billy Cannon	12/10/61	at New York	216
5. Earl Campbell	11/16/80	at Chicago	203
Earl Campbell	10/19/80	Tampa Bay	203
7. Earl Campbell	10/26/80	Cincinnati	202
8. Eddie George	12/9/99	Oakland	199
Earl Campbell	11/20/78	Miami	199
10. Chris Johnson	9/20/09	Houston	197

In the second quarter, Henry took a handoff from **Marcus Mariota** inside his own one-yard line and raced 99 yards for a touchdown. It was the second 99-yard run in NFL history, tying **Tony Dorsett's** record-setting touchdown run for the Dallas Cowboys against the Minnesota Vikings on Jan. 3, 1983. It was also the team record, topping Johnson's 94-yard touchdown run against the New York Jets on Dec. 17, 2012. The only other runs in franchise history of at least 90 yards were Johnson's 91-yard rush against the Houston Texans on Sept. 20, 2009 and a 91-yarder by Sid Blanks against the Jets on Dec. 13, 1964.

Henry's 99-yard touchdown run tied for the longest scrimmage play in NFL history. It was the 15th such play, including his and Dorsett's runs and 13 passing plays. The last 99-yard scrimmage play before Henry's was New York Giants wide receiver **Victor Cruz's** 99-yard reception from **Eli Manning** against the New York Jets on Dec. 24, 2011.

Longest runs from scrimmage in NFL history:

Player	Team	Date	Opponent	Rushing Yards
1. Derrick Henry	Tennessee	12/6/18	Jacksonville	99t
Tony Dorsett	Dallas	1/3/83	Minnesota	99t
3. Ahman Green	Green Bay	12/28/03	Denver	98t
4. Lamar Miller	Houston	11/26/18	Tennessee	97t
Lamar Miller	Miami	12/28/14	N.Y. Jets	97t
Andy Uram	Green Bay	10/8/39	Chi. Cardinals	97t
Bob Gage	Pittsburgh	12/4/49	Chi. Bears	97t

Henry scored on a three-yard run in the first quarter, a 99-yard run in the second quarter, a 16-yard run in the third quarter, and finally a 54-yard run in the third quarter. He tied the franchise record and became the third player in franchise history to rush for four touchdowns in a game, joining Earl Campbell (against Miami on Nov. 20, 1978) and Lorenzo White (against Cleveland on Dec. 9, 1990).

The only franchise player with more overall touchdowns in a game than Henry was Oilers running back **Billy Cannon**, who had five total touchdowns (three rushing, two receiving) at the New York Titans on Dec. 10, 1961. Henry became the first NFL player with four rushing touchdowns in a game since New England Patriots running back **Jonas Gray** at Indianapolis on Nov. 16, 2014.

Most rushing touchdowns in a game, franchise history:

Player	Date	Opponent	Rushing Touchdowns
1. Derrick Henry	12/6/18	Jacksonville	4
Lorenzo White	12/9/90	Cleveland	4
Earl Campbell	11/20/78	Miami	4
4. (several tied)			3

Additionally, Henry's rushing performance against the Jaguars accomplished the following:

- He became the ninth NFL player since 1975 with at least one 90-yard run and at least one 60-yard reception in his career. The others were **Tony Dorsett**, **Garrison Hearst**, **Tiki Barber**, **Chris Johnson**, **Jamaal Charles**, **Herschel Walker**, **Warrick Dunn** and **Adrian Peterson**.
- Henry became the seventh NFL player since the 1970 AFL-NFL merger with at least four rushing touchdowns and at least 200 rushing yards in a game, joining **Clinton Portis**, **Barry Sanders**, **Doug Martin**, **Jonas Gray**, **Mike Anderson** and **Corey Dillon**. Henry became the first to accomplish the feat in fewer than 20 carries (17).
- Henry recorded his NFL-high three rushing attempts of at least 70 yards since the beginning of the 2017. **Leonard Fournette** (two) was the only other player with more than one through 14 weeks of the 2018 campaign.
- He matched former Titans running back **Chris Johnson** as the only players in NFL history with a rushing touchdown of at least 90 yards and a rushing touchdown of at least 50 yards in the same game. Johnson accomplished the feat against the Houston Texans on Sept. 20, 2009.
- His 24 points tied for the fourth-highest single-game total in franchise history, trailing only **Billy Cannon** (30 on Dec. 10, 1961), **Rob Bironas** (26 on Oct. 21, 2007) and **George Blanda** (26 on Sept. 18, 1960). **Earl Campbell** (Nov. 20, 1978) and **Lorenzo White** (Dec. 9, 1990) also had 24 points on four touchdowns in a single game.
- His 238 rushing yards and four rushing touchdowns were each the most in any Thursday Night Football game in history.



MORE TITANS RUNNING BACKS

41 - RB/FB KHARI BLASINGAME

6-0, 233, 2nd Year, Vanderbilt

➤ Blasingame was signed by the Titans to their active roster from the Minnesota Vikings' practice squad on Nov. 13, 2019.


➤ In his rookie season (2019), he saw action in six games with three starts at fullback, catching four passes for 54 yards and collecting two special teams tackles, tying for the team lead in special teams tackles twice in 2019 (at IND, at NE).

➤ The former Vanderbilt product played in all three postseason contests with a start at fullback and notched two special teams tackles and a forced fumble on coverage units.

➤ Made his first career start in his NFL debut against Jacksonville (11/24/19).

➤ Amassed 997 rushing yards and 15 rushing scores as well as 35 catches for 380 yards and two receiving touchdowns during his collegiate career at Vanderbilt.

➤ The New Market, Ala., native was originally signed by the Minnesota Vikings as a rookie free agent on May 3, 2019.



32 - RB DARRYNTON EVANS

5-10, 203, Rookie, Appalachian State

➤ The Oak Hill, Fla., native was selected by the Titans in the third round (93rd overall) of the 2020 NFL Draft.

➤ In three on-field seasons at Appalachian State (2016, 2018-19), Evans appeared in 39 games and made 22 starts.

➤ He was a two-time All-Sun Belt first-team selection and was the Sun Belt's Offensive Player of the Year in 2019. Evans was a two-time Sun Belt Championship Game MVP and MVP of the 2019 New Orleans Bowl.

➤ He finished his career with 2,884 rushing yards (ninth all-time at Appalachian State) despite being the primary running back for just 23 career games. Set school records for most career rushes without a fumble (482) and single-season rushes without a fumble (255 in 2019). Had 4,642 all-purpose yards, including 1,439 yards on kickoff returns and 319 yards as a receiver, plus 14 passing yards on a forward-flipped jet sweep. Scored 34 total touchdowns with 25 rushing, six receiving and a program-record three as a kick returner. Totaled 11 runs of at least 50 yards in his final two seasons.



20 - RB SENORISE PERRY

6-0, 210, 6th Year, Louisville

➤ Perry was signed by the Titans as a free agent on April 30, 2020 after originally signing as a rookie free agent with the Chicago Bears in 2014 and later spending time with the Dolphins and Bills.

➤ Prior to joining the Titans, his totals included 11 rushing attempts for 33 yards and three receptions for three yards in 59 career games. He also returned 23 career kickoffs for 456 yards (19.8 avg.).

➤ In 2019, he appeared in 11 games for the Bills, totaling three carries for three yards. He added six special teams tackles, which ranked second on the team.

➤ In four seasons (2010-13) at Louisville, he played in 46 games with six starts and posted 289 carries for 1,409 yards and 18 touchdowns to go along with 36 receptions for 359 yards and a score. Tallied 22 kickoff returns for 513 yards. Collected 30 tackles and a forced fumble on special teams.



TITANS TIGHT ENDS

No.	Name	Ht	Wt	Exp	College
86	Firkser, Anthony	6-2	246	3	Harvard
85	Pruitt, MyCole	6-2	245	5	Southern Illinois
81	Smith, Jonnu	6-3	248	4	Florida International
87	Swaim, Geoff	6-4	260	6	Texas

#81 - TE JONNU SMITH

6-3, 248, 4th Year, Florida International

[Click for complete bio](#)



Tight end **Jonnu Smith** is in his fourth NFL season in 2020. He was selected by the Titans in the third round (100th overall) of the 2017 NFL Draft.

In 2019, Smith returned from a serious knee injury in 2018 to play in all 16 games with a career-high 14 starts. He set career highs with 35 receptions and 439 receiving yards and tied his career high with three touchdown catches. In the playoffs, he started all three games and contributed six receptions for 59 yards and one touchdown. He was named the team's 2019 Ed Block Courage Award recipient.

Smith's 2018 campaign came to a premature end when he suffered a knee injury against the Jacksonville Jaguars on Dec. 6 and was subsequently placed on injured reserve on Dec. 11. Prior to the injury, he played in 13 games with 12 starts and achieved then-career highs with 20 receptions, 258 receiving yards and three touchdowns. He led the club's tight ends in all three categories at the time of his injury.

During the 2017 regular season, Smith was one of three rookie tight ends to appear in all 16 games (**Gerald Everett** and **David Njoku**) and one of two rookie tight ends with at least 13 starts (**O.J. Howard**). He caught 18 passes for 157 yards and two touchdowns, ranking fifth among all rookie tight end in receptions. He also caught three passes for 19 yards in two postseason games.

Smith concluded his four-year career at Florida International University's all-time leader among tight ends in receptions and receiving yards, totaling 178 receptions for 2,001 yards and 18 touchdowns. On the school's all-time receiving list, regardless of position, Smith finished fourth in receptions, fifth in receiving yards and third in receiving touchdowns.

Smith finished his collegiate career registering at least one reception in every game he played. The 43-game streak was the second-longest streak of its kind in school annals.

During his senior campaign, he started 11 games and earned second-team All-Conference USA honors. He registered 42 receptions for 506 yards and four touchdowns.

As a sophomore (2014), led all college tight ends with 61 receptions, 710 receiving yards and eight touchdown catches.

Smith is a native of Philadelphia, Pa.

Smith's Career Regular Season Statistics:

Year	GP	GS	Rec	Yds	Avg	Lg	TD
2017	16	13	18	157	8.7	32t	2
2018	13	12	20	258	12.9	61t	3
2019	16	14	35	439	12.5	57	3
2020	0	0	0	0	-	-	0
Totals	45	39	73	854	11.7	61	8

Smith's Career Postseason Statistics:

Year	GP	GS	Rec	Yds	Avg	Lg	TD
2017	2	1	3	19	6.3	10	0
2019	3	3	6	59	9.8	22	1
Totals	5	4	9	78	8.7	22	1

Smith's NFL Regular Season Single-Game Highs:**Receptions** - 6 (Twice, last vs. Tampa Bay, 10/27/19)**Receiving Yards** - 78 vs. Tampa Bay (10/27/19)**Long Reception** - 61t at Houston (11/26/18)**Touchdowns** - 1 (eight times, last vs. New Orleans, 12/22/19)**Smith's NFL Playoff Single-Game Highs:****Receptions** - 3 at Kansas City (1/19/20)**Receiving Yards** - 38 at Kansas City (1/19/20)**Long Reception** - 22 at Kansas City (1/19/20)**Receiving Touchdowns** - 1 at Baltimore (1/11/20)**YARDS AFTER CATCH**

Tight end **Jonnu Smith** emerged in 2019 as one of the team's top playmakers and one of the NFL's most capable tight ends in production after the catch. He had 35 receptions for 439 yards during the season, and according to Sportradar, 273 of his receiving yards came after the catch—an average of 7.8 yards after each reception.

Among all qualifying NFL tight ends in 2019 (minimum 32 receptions), Smith's 7.8 average yards after catch ranked second. Only Denver Broncos first-round pick **Noah Fant** (8.3) averaged more YAC than Smith.

Per Sportradar, tight ends with the highest average yards after catch per reception in 2019 (minimum 32 receptions):

Player	Team	Rec	Yds	YAC	Avg YAC
1. Noah Fant	Denver Broncos	40	562	330	8.3
2. Jonnu Smith	Tennessee Titans	35	439	273	7.8
3. George Kittle	San Francisco 49ers	85	1,053	599	7.0
4. Jordan Akins	Houston Texans	36	418	246	6.8
5. Darren Waller	Oakland Raiders	90	1,145	570	6.3
T.J. Hockenson	Detroit Lions	32	367	200	6.3
7. Jimmy Graham	Green Bay Packers	38	447	226	5.9
Jared Cook	New Orleans Saints	43	705	254	5.9
9. Tyler Higbee	Los Angeles Rams	69	734	396	5.7
Evan Engram	New York Giants	44	467	252	5.7

SMITH EXCEEDS 600 SNAPS

A year after leading all rookie tight ends with 13 starts in 2017, **Jonnu Smith** continued to see a high rate of offensive snaps in 2018, his second NFL season.

Despite spending the final three contests on injured reserve, he participated in 609 total offensive snaps in 2018 (including penalized plays), a total that ranked fourth among all tight ends in their rookie, first-year or second-year seasons. The only three such tight ends with more offensive snaps than Smith were San Francisco's **George Kittle** (925), Cleveland's **David Njoku** (863) and the New York Jets' **Christopher Herndon** (624).

Smith's offensive play total ranked third among all non-linemen on the Titans. Only wide receiver **Corey Davis** (870) and quarterback **Marcus Mariota** (773) had more.

Most offensive snaps in 2018 among rookie, first-year and second-year tight ends (includes offensive plays called back due to penalty):

Player	Team	Offensive Snaps
1. George Kittle	San Francisco 49ers	925
2. David Njoku	Cleveland Browns	863
3. Christopher Herndon	New York Jets	624
4. Jonnu Smith	Tennessee Titans	609
5. Ricky Seals-Jones	Arizona Cardinals	535
6. Ian Thomas	Carolina Panthers	526
7. Dallas Goedert	Philadelphia Eagles	520
8. Evan Engram	New York Giants	471
9. Jordan Thomas	Houston Texans	470
10. O.J. Howard	Tampa Bay Buccaneers	433

MORE TITANS TIGHT ENDS**86 - TE ANTHONY FIRKSER****6-2, 246, 3rd Year, Harvard**

➤ Anthony Firkser was signed by the Titans during the 2018 offseason.

➤ In 2019, he set career highs with 15 games played and one start and contributed 14 receptions for 204 yards and one touchdown. He added three catches for 45 yards and a team-high two touchdowns in three playoff games.

➤ In 2018, Firkser spent the first two weeks of the season on the Titans' 53-man roster and played one game before spending the next three weeks on the practice squad. He was added back to the 53-man roster on Oct. 9 and went on to produce 19 receptions for 225 yards and one touchdown in 12 games.

➤ He was originally signed by the New York Jets as an undrafted free agent on May 5, 2017. After his release from the Jets, he spent time as a rookie on the practice squad of the Kansas City Chiefs and stayed with the Chiefs for part of the 2018 offseason.

➤ Firkser appeared in 29 games with 24 starts over four seasons at Harvard (2013-16) and caught 99 passes for 1,559 yards and 14 touchdowns. He finished his career ranked 12th all-time in school history in receptions, ninth all-time in receiving yards and sixth all-time in touchdown receptions. He was named to the All-Ivy League second team as both a junior and sophomore.

➤ He is a native of Manalapan, N.J.

**85 - TE MyCOLE PRUITT****6-2, 245, 5th Year, Southern Illinois**

➤ MyCole Pruitt was signed by the Titans off the Houston Texans practice squad on Sept. 10, 2018, one day after the season opener.

➤ In 2019, he played in all 16 games for the second time in his career and set a career high with 10 starts. He posted six receptions for 90 yards and one touchdown, and he added four catches for 28 yards in three playoff games (one start).

➤ His 2018 totals included nine receptions for 102 yards and one touchdown in 15 games (one start).

➤ He arrived in Tennessee with 21 games of NFL experience with the Texans, Chicago Bears and Minnesota Vikings. His statistics prior to joining the Titans included 12 receptions for 102 yards.

➤ Pruitt was a fifth-round selection by the Vikings in the 2015 NFL Draft.

➤ A native of South Bend, Ind., he amassed multiple school records for tight ends during a four-year career at Southern Illinois, where he tallied 211 career receptions for 2,601 yards and 25 touchdowns. He earned All-America honors for both his junior and senior seasons. Pruitt also was named the best tight end in the 30-year history of Missouri Valley Conference.

**87 - TE GEOFF SWAIM****6-4, 260, 6th Year, Texas**

➤ Swaim was signed by the Titans prior to the start of the 2020 season.

➤ Originally a seventh-round pick by the Cowboys in the 2015 NFL Draft, Swaim played in 43 total games over five seasons with the Cowboys (2015-18) and the Jaguars (2019). His career totals in that time included 48 catches for 401 yards and a touchdown in his career.

➤ In 2019, Swaim appeared in six games with two starts for the Jaguars, totaling 13 receptions for 65 yards.

➤ As a senior at the University of Texas, he started all 13 games, spending most of his time helping block for a running game that rushed for 1,786 yards and seven touchdowns. He totaled 13 catches for 84 yards.

➤ A native of Chico, Calif., Swaim played at Butte College in Oroville, Calif., for two years prior to transferring to Texas.





TITANS WIDE RECEIVERS

No.	Name	Ht	Wt	Exp	College
13	Batson, Cameron	5-8	175	3	Texas Tech
11	Brown, A.J.	6-1	226	2	Mississippi
84	Davis, Corey	6-3	209	4	Western Michigan
16	Hollister, Cody	6-4	216	3	Arkansas
10	Humphries, Adam	5-11	195	6	Clemson
14	Raymond, Kalif	5-8	182	3	Holy Cross

#11 ■ WR A.J. BROWN

6-1, 226, 2nd Year, Mississippi
[Click for complete bio](#)



Wide receiver **A.J. Brown** is in his second NFL season in 2020. He was selected by the Titans in the second round (51st overall) of the 2019 NFL Draft.

As a rookie, Brown led the Titans in every major receiving category, totaling 52 catches for 1,051 yards and eight touchdowns. He added a 49-yard rushing touchdown. Among all rookies in franchise history, Brown ranked third in receiving yards and fifth in receptions, and he tied for the third-highest receiving touchdown total.

Brown led the 2019 NFL rookie class in receiving yards and total touchdowns, and he tied for the rookie lead in touchdown receptions. He also placed fifth among rookies in receptions. Among all NFL players in 2019—rookies and veterans—Brown finished second in receiving average (20.2), behind only the Los Angeles Chargers' **Mike Williams** (20.4).

During a three-year career at Mississippi (2016-18), Brown became the program's all-time leading receiver with 2,984 yards. He ranked third in school history with 189 receptions and fifth all-time with 19 touchdowns. Brown averaged 15.8 yards per catch and 82.9 yards per game, and he tallied the most 100-yard receiving games in Ole Miss history with 12. He became the only receiver in Ole Miss history to tally 60 or more receptions in back-to-back seasons.

In 2018, Brown started all 12 games and set Ole Miss' single-season receiving records in yards (1,320) and catches (85), leading the SEC in both categories. His 1,320 receiving yards ranked seventh in the nation. Brown caught six touchdowns, averaging 110.0 yards per game, and he topped the 100-yard receiving mark in six contests. He earned AP first-team All-SEC and third-team All-American honors for the second consecutive season.

Brown was selected in the 19th round of the 2016 Major League Baseball Draft by the San Diego Padres as a centerfielder and he participated in the team's extended spring training program each summer from 2016-18.

He is a native of Starkville, Miss.

Brown's Career Regular Season Statistics:

Year	Team	GP	GS	Rec	Yds	Avg	Lg	TD
2019	Ten	16	11	52	1,051	20.2	91	8
2020	Ten	0	0	0	0	-	-	0
Totals		16	11	52	1,051	20.2	91	8

Brown's 2019/Career Postseason Statistics:

Year	Team	GP	GS	Rec	Yds	Avg	Lg	TD
2019	Ten	3	3	5	64	12.8	37	0

Brown's Regular Season Single-Game Highs:

Receptions - 8 vs. Houston (12/15/19)

Receiving Yards - 153 at Oakland (12/8/19)

Long Reception - 91t at Oakland (12/8/19)

Touchdown Receptions - 2 (twice, last at Oakland, 12/8/19)

Brown's Playoff Single-Game Highs:

Receptions - 3 at Kansas City (1/19/20)

Receiving Yards - 51 at Kansas City (1/19/20)

Long Reception - 37 at Kansas City (1/19/20)

Touchdown Receptions - (none)

Brown's Career College Statistics:

Year	Team	GP	GS	Rec	Yds	Avg	Lg	TD
2016	Miss	12	1	29	412	14.2	37	2
2017	Miss	12	12	75	1,252	16.7	77	11
2018	Miss	12	12	85	1,320	15.5	84t	6
Totals		36	25	189	2,984	15.8	84t	19

FRANCHISE ROOKIE RECEIVING

Wide receiver **A.J. Brown** was the team's leading receiver in every major category during the 2019 regular season, and he vaulted high up the franchise's all-time rookie receiving charts.

Brown had 52 receptions for 1,051 yards for an average of 20.2 yards per catch, and he scored on eight touchdown receptions. He added a 49-yard rushing touchdown.

Among rookies in the history of the organization, Brown ranked third in receiving yards and fifth in receptions, and he tied for the third-highest receiving touchdown total.

Most receiving yards by a rookie in franchise history:

Player	Season	Rec Yds
1. Bill Groman	1960	1,473
2. Ernest Givins	1986	1,062
3. A.J. Brown	2019	1,051
3. Chris Sanders	1995	823
5. Charlie Hennigan	1960	722
6. Kenny Britt	2009	701
7. Jerry LeVias	1969	696
8. Kendall Wright	2012	626
9. Mac Haik	1968	584
10. Dorial Green-Beckham	2015	549

Most receptions by a rookie in franchise history:

Player	Season	Receptions
1. Bill Groman	1960	72
2. Kendall Wright	2012	64
3. Ernest Givins	1986	61
4. Sid Blanks	1964	56
5. A.J. Brown	2019	52
6. Charlie Hennigan	1960	44
7. Chris Johnson	2008	43
8. Kenny Britt	2009	42
Jerry LeVias	1969	42
10. Tajaé Sharpe	2016	41

Most touchdown receptions by a rookie in franchise history:

Player	Season	Rec TD
1. Bill Groman	1960	12
2. Chris Sanders	1995	9
3. A.J. Brown	2019	8
Mac Haik	1968	8
5. Charlie Hennigan	1960	6
Tony Jones	1990	6
7. Billy Cannon	1960	5
Curtis Duncan	1987	5
Jerry LeVias	1969	5
10. (several tied)		4

ROOKIE & 1ST-YEAR RECEIVING LEADERS

Titans wide receiver **A.J. Brown**, a second-round pick in the 2019 NFL Draft (51st overall), led the 2019 rookie class in receiving yards (1,051), and he tied for the rookie lead in touchdown receptions (eight). He also placed fifth in receptions.

Most receiving yardage in 2019 by NFL rookies and first-year players:

Player	Team	Position	Rec Yds
1. A.J. Brown	Tennessee Titans	WR	1,051
2. Terry McLaurin	Washington Redskins	WR	919
3. DK Metcalf	Seattle Seahawks	WR	900
4. Deebo Samuel	San Francisco 49ers	WR	802
5. Darius Slayton	New York Giants	WR	740
6. Diontae Johnson	Pittsburgh Steelers	WR	680
7. Hunter Renfrow	Oakland Raiders	WR	605
8. Marquise Brown	Baltimore Ravens	WR	584
9. Noah Fant	Denver Broncos	TE	562
10. Mecole Hardman	Kansas City Chiefs	WR	538

Most receptions in 2019 by NFL rookies and first-year players:

Player	Team	Position	Rec
1. Diontae Johnson	Pittsburgh Steelers	WR	59
2. Terry McLaurin	Washington Redskins	WR	58
DK Metcalf	Seattle Seahawks	WR	58
4. Deebo Samuel	San Francisco 49ers	WR	57
5. A.J. Brown	Tennessee Titans	WR	52
6. Miles Sanders	Philadelphia Eagles	RB	50
7. Hunter Renfrow	Oakland Raiders	WR	49
8. Darius Slayton	New York Giants	WR	48
9. Marquise Brown	Baltimore Ravens	WR	46
10. Noah Fant	Denver Broncos	TE	40

Most touchdown receptions in 2019 by NFL rookies and first-year players:

Player	Team	Position	TD
1. A.J. Brown	Tennessee Titans	WR	8
Darius Slayton	New York Giants	WR	8
3. DK Metcalf	Seattle Seahawks	WR	7
Terry McLaurin	Washington Redskins	WR	7
Marquise Brown	Baltimore Ravens	WR	7
6. Mecole Hardman	Kansas City Chiefs	WR	6
7. Diontae Johnson	Pittsburgh Steelers	WR	5
Foster Moreau	Oakland Raiders	TE	5
9. Hunter Renfrow	Oakland Raiders	WR	4
Steven Sims	Washington Redskins	WR	4

2019 RECEIVING LEADERS, FINAL 6 GAMES

Over the final six regular season games of 2019, Titans second-round pick **A.J. Brown** not only led all rookies but also led all NFL players with 605 receiving yards and a remarkable average of 24.2 yards per catch. His five touchdown receptions in the final six games tied for the second-most in the NFL.

Most receiving yards in the final six games (team games) of 2019:

Player	Team	Rec	Yds	Avg	TD
1. A.J. Brown	Tennessee	25	605	24.2	5
2. DeVante Parker	Miami	32	598	18.7	5
3. Michael Thomas	New Orleans	55	584	10.6	4
4. Robert Woods	L.A. Rams	45	568	12.6	2
5. Breshad Perriman	Tampa Bay	26	550	21.2	5
6. Tyler Higbee	L.A. Rams	48	542	11.3	2
7. Allen Robinson	Chicago	41	514	12.5	4
8. George Kittle	San Francisco	39	512	13.1	3
Julio Jones	Atlanta	40	512	12.8	2
10. Travis Kelce	Kansas City	41	488	11.9	2
Christian McCaffrey	Carolina	57	488	8.6	1

2019 RECEIVING AVERAGE LEADERS

Titans rookie wide receiver **A.J. Brown** finished second among all qualifying NFL players in 2019 in receiving average. Only the Chargers' **Mike Williams** (20.4) averaged more yards per reception than Brown.

Highest receiving average in 2019 (all players; minimum 16 receptions):

Player	Rec	Rec Yds	Rec Avg
1. Mike Williams	49	1,001	20.4
2. A.J. Brown	52	1,051	20.2
3. Kenny Golladay	65	1,190	18.3
4. Stefon Diggs	63	1,130	17.9
Breshad Perriman	36	645	17.9
6. Mike Evans	67	1,157	17.3
7. Michael Gallup	66	1,107	16.8
8. James Washington	44	735	16.7
DeVante Parker	72	1,202	16.7
10. Chris Conley	47	775	16.5

45+ YARD SCRIMMAGE PLAYS

A.J. Brown had a league-leading total among all players of nine scrimmage plays of at least 45 yards during the 2019 regular season. He had eight receptions that went for a minimum of 45 yards and added a 49-yard rushing attempt for a touchdown.

Wide receivers **Mike Williams** of the Los Angeles Chargers and **Stefon Diggs** of the Minnesota Vikings tied for second in the NFL with six scrimmage plays of at least 45 yards in 2019.

Most scrimmage plays of 45 yards or more in 2019:

Player	Team	45+ Yard Scrimmage Plays
1. A.J. Brown	Tennessee Titans	9
2. Mike Williams	Los Angeles Chargers	6
Stefon Diggs	Minnesota Vikings	6
4. Amari Cooper	Dallas Cowboys	5
Saquon Barkley	New York Giants	5
6. Derrick Henry	Tennessee Titans	4
D.J. Moore	Carolina Panthers	4
DeVante Parker	Miami Dolphins	4
Kenny Golladay	Detroit Lions	4
Leonard Fournette	Jacksonville Jaguars	4
Marquez Valdes-Scantling	Green Bay Packers	4
Mike Evans	Tampa Bay Buccaneers	4

45+ YARD RUN & 90+ YARD CATCH

A.J. Brown's longest scrimmage play of his rookie season was a 91-yard touchdown reception at Oakland on Dec. 8. That play in combination with his 49-yard touchdown run on Dec. 22 against New Orleans made him only the fifth NFL player since 1948 with at least one touchdown catch of 90-plus yards and at least one touchdown run of 45-plus yards in the same season.

Prior to Brown, the last time a player did so was 1985, when New England Patriots running back **Craig James** had a 90-yard touchdown reception to go with touchdown runs of 65 and 57 yards.

NFL players since 1948 with a touchdown reception of at least 90 yards and a rushing touchdown of at least 45 yards in the same season:

Player (Pos)	Team	Year	Long TD Rec	Long TD Run
A.J. Brown (WR)	Tennessee	2019	91	49
Craig James (RB)	New England	1985	90	65
Ollie Matson (RB/FL)	L.A. Rams	1961	96	69
John David Crow (RB/TE)	Chicago Cardinals	1958	91	83
Billy Grimes (RB)	Green Bay	1950	96	73

50 RECEPTIONS, 1,000 YARDS

A.J. Brown enjoyed one of the finest seasons in franchise history by a rookie wide receiver. His 2019 regular season totals included 52 receptions, 1,051 receiving yards and eight touchdown catches, and his 20.2-yard receiving average ranked second in the NFL.

Brown achieved a rare statistical combination matched by only three other NFL rookies since 1970. Since then, **John Jefferson** (1978), **Bill Brooks** (1986), **Randy Moss** (1998) and Brown are the league's only rookies to have a minimum of 50 receptions, 1,000 receiving yards and five receiving touchdowns while averaging at least 17.0 yards per catch.

NFL rookies since 1970 with 50 receptions, 1,000 receiving yards, five touchdown receptions and a 17.0-yard receiving average:

Player	Year	Team	Rec	Yards	TD	Avg
A.J. Brown	2019	Tennessee	52	1,051	8	20.2
Randy Moss	1998	Minnesota	69	1,313	17	19.0
Bill Brooks	1986	Indianapolis	65	1,131	8	17.4
John Jefferson	1978	San Diego	56	1,001	13	17.9

#84 ■ WR COREY DAVIS

6-3, 209, 4th Year, Western Michigan

[Click for complete bio](#)



Wide receiver **Corey Davis** is in his fourth NFL season in 2020. He was selected by the Titans with the fifth overall pick in the 2017 NFL Draft.

During his first three seasons, Davis led the Titans in total receptions (142), receiving yards (1,867) and receiving first downs (97), and his six touchdown catches tied for third place on the club.

Davis' 2019 statistics included 43 receptions for 601 yards and a pair of touchdowns in 15 games (11 starts). He added 68 yards and a touchdown on six receptions during the playoffs.

Davis led the Titans offense in 2018 with 65 receptions, 891 receiving yards and four touchdowns. His yardage total ranked ninth among all AFC wide receivers.

As a rookie, Davis totaled 34 receptions for 375 yards in 11 games (nine starts). He started both postseason contests and contributed nine receptions for 98 yards and a team-high two touchdowns.

In four seasons at Western Michigan (2013–2016), Davis played and started 50 games. He registered 332 career receptions for 5,285 yards and 52 touchdowns, setting the Mid-American Conference record in each category and becoming the only player in FBS history with 300 catches, 5,000 yards and 50 touchdowns. His 5,285 career receiving yards were the most in FBS history, and he ended his career ranked second all-time in FBS history with 52 career receiving touchdowns (60 by Jarrett Dillard). Davis' 332 career receptions ranked fourth all-time in FBS annals.

As a senior, he set career highs with 97 receptions, 1,500 receiving yards and 19 touchdowns, ranking eighth, seventh and first (tied) in the FBS, respectively. He helped the Broncos win the MAC and go undefeated until suffering their first loss in the Cotton Bowl. Davis' record-setting, All-American campaign included five games of 100-plus yards and six games of two or more receiving touchdowns.

Davis is a native of Wheaton, Ill.

Davis' Career Regular Season Statistics:

Year	Team	GP	GS	Rec	Yds	Avg	Lg	TD
2017	Ten	11	9	34	375	11.0	37	0
2018	Ten	16	16	65	891	13.7	51	4
2019	Ten	15	11	43	601	14.0	38	2
2020	Ten	0	0	0	0	-	-	0
Totals		42	36	142	1,867	13.1	51	6

Davis' Career Postseason Statistics:

Year	Team	GP	GS	Rec	Yds	Avg	Lg	TD
2017	Ten	2	2	9	98	10.9	17	2
2019	Ten	3	3	6	68	11.3	22	1
Playoff Totals		5	5	15	166	11.1	22	3

Davis' Regular Season Single-Game Highs:

Receptions - 9 vs. Philadelphia (9/30/18)
Receiving Yards - 161 vs. Philadelphia (9/30/18)
Long Reception - 51 vs. Philadelphia (9/30/18)
Receiving Touchdowns - 1 (Six times, last vs. L.A. Chargers, 10/20/19)

Davis' Playoff Single-Game Highs:

Receptions - 5 (Twice, last at Kansas City, 1/19/20)
Receiving Yards - 65 at Kansas City (1/19/20)
Long Reception - 22 at Kansas City, 1/19/20)
Receiving Touchdowns - 2 at New England (1/13/18)

CONVERTING THIRD DOWNS

Corey Davis led the team in overall receiving in 2018, and he also became a favorite target on third down.

Twenty-three of his 65 catches came on third down, and of those plays, 20 resulted in first downs. His 20 receptions to convert third downs tied for the eighth-highest total in the NFL and were the most by a Titans player since tight end **Delanie Walker's** 21 such catches in 2015.

Most third-down conversions on receptions in 2018:

Player	3rd Down Receptions	Converted for 1st Down
1. Julio Jones	32	24
2. Tyler Boyd	24	22
Michael Thomas	30	22
DeAndre Hopkins	30	22
5. Adam Thielen	29	21
Travis Kelce	24	21
T.Y. Hilton	24	21
8. Corey Davis	23	20
Mike Evans	21	20
10. Davante Adams	27	19
Dede Westbrook	22	19

100 RECEPTIONS IN 29 GAMES

Against Indianapolis on Sept. 15, 2019, **Corey Davis** reached 100 career receptions. In doing so, he became one of the franchise's fastest players to 100 receptions.

Since the 1970 AFL-NFL merger, only wide receivers **Kendall Wright** (22 games) and **Ernest Givins** (24) hit 100 receptions with the Titans/Oilers within their first 30 games prior to Davis.

Fewest career NFL games needed to reach 100 receptions with the franchise, 1970–2019:

Player	Pos	Games to Reach 100 Receptions
1. Kendall Wright	WR	22
2. Ernest Givins	WR	24
3. Corey Davis	WR	29
4. Kenny Britt	WR	31
5. Chris Johnson	RB	33
6. Haywood Jeffires	WR	37
Ben Troupe	TE	37
8. Kevin Dyson	WR	38
9. Billy Johnson	WR	39
10. Chris Sanders	WR	40



AMONG FASTEST TO 1,000 REC YARDS

On Nov. 26, 2018 at Houston, Titans wide receiver **Corey Davis** hit the 1,000-yard career receiving mark in his 22nd NFL game.

Davis reached the 1,000-yard mark in fewer career games than all but two players for the franchise since 1970. In that time period, only **Ernest Givins** and **Chris Sanders** hit the mark in fewer games. Givins reached 1,000 receiving yards in his 14th career game in 1985, and Sanders took 21 games from 1995–1996 to reach the plateau. Davis tied **Kendall Wright**, who also hit 1,000 receiving yards in his 22nd game (2012–2013).

Titans/Oilers to reach 1,000 receiving yards in the fewest games at the beginning of a career, 1970–present:

Player	Season(s)	Games to 1,000 Rec Yards
1. Ernest Givins	1985	14
2. Chris Sanders	1995–1996	21
3. Corey Davis	2017–2018	22
Kendall Wright	2012–2013	22
5. Kenny Britt	2009–2010	23

#10 - WR ADAM HUMPHRIES

5-11, 195, 6th Year, Clemson

[Click for complete bio](#)



Wide receiver **Adam Humphries** is in his sixth NFL season and his second campaign with the Titans in 2020. He was signed as an unrestricted free agent on March 15, 2019 after spending the first four years of his career (2015-18) with the Tampa Bay Buccaneers.

Humphries appeared in the first 12 games of the regular season before suffering an ankle injury, which caused him to be inactive for the final four games in December. His regular season totals included 37 receptions for 374 yards and a pair of touchdowns. He returned for the AFC Championship Game and registered four catches for 25 yards.

In 60 career games with the Buccaneers (17 starts), Humphries totaled 219 receptions for 2,329 yards and nine touchdowns, increasing his reception and yardage totals every season. He also returned 51 punts for 425 yards.

In 2018, Humphries set career highs with 76 receptions, 816 receiving yards and five touchdowns. Aligned in the slot (per Sportradar and Next Gen Stats), he ranked first in the NFL in receiving first downs (42), tied for second in receptions (59), and finished second in total yards after catch (319).

A native of Spartanburg, S.C., Humphries played four seasons at Clemson, where he accumulated 127 catches for 1,097 yards and three touchdowns in 53 career games.

He entered the NFL by signing with the Buccaneers as an undrafted free agent on May 11, 2015.

Humphries' Career Regular Season Receiving Statistics:

Year	Team	GP	GS	Rec	Yds	Avg	Lg	TD
2015	TB	13	0	27	260	9.6	27	1
2016	TB	15	4	55	622	11.3	42t	2
2017	TB	16	3	61	631	10.3	43	1
2018	TB	16	10	76	816	10.7	51	5
2019	Ten	12	3	37	374	10.1	30	2
2020	Ten	0	0	0	0	-	-	0
Totals		72	20	256	2,703	10.6	51	11

Humphries' Career Regular Season Punt/Kickoff Return Statistics:

Year	Team	PR	Yds	Avg	Lg	TD	KR	Yds	Avg	Lg	TD
2015	TB	0	0	-	-	0	0	0	-	-	0
2016	TB	24	237	9.9	25	0	4	47	11.8	17	0
2017	TB	6	49	8.2	19	0	0	0	-	0	0
2018	TB	21	139	6.6	16	0	2	17	8.5	13	0
2019	Ten	12	78	6.5	21	0	0	0	-	-	0
Totals		63	503	8.0	25	0	6	64	10.7	17	0

Humphries' 2019/Career Postseason Receiving Statistics:

Year	Team	GP	GS	Rec	Yds	Avg	Lg	TD
2019	Ten	1	0	4	25	6.3	9	0

Humphries' 2019/Career Postseason Punt/Kickoff Return Statistics:

Year	Team	PR	Yds	Avg	Lg	TD	KR	Yds	Avg	Lg	TD
2019	Ten	0	0	-	-	0	0	0	-	-	0

Humphries' Regular Season Single-Game Highs:

Receptions - 10 vs. Carolina (1/1/17)
Receiving Yards - 102 vs. New Orleans (12/31/17)
Long Reception - 51 at Atlanta (10/14/18)
Receiving Touchdowns - 2 at Carolina (11/4/18)
Punt Returns - 5 at Arizona (9/18/16)
Punt Return Yards - 48 vs. Seattle (11/27/16)
Punt Return Long - 25 at Arizona (9/18/16)
Kickoff Returns - 1 (Six times, last vs. Philadelphia 9/16/18)
Kick Return Yards - 17 at San Francisco (10/23/16)
Kickoff Return Long - 17 at San Francisco (10/23/16)

Humphries' Playoff Single-Game Highs:

Receptions - 4 at Kansas City (1/19/20)
Receiving Yards - 25 at Kansas City (1/19/20)
Long Reception - 9 at Kansas City (1/19/20)
Receiving Touchdowns - (none)

2018 RECEIVING FROM THE SLOT

While playing for the Tampa Bay Buccaneers in 2018, **Adam Humphries** totaled 76 receptions for 816 yards and five touchdowns.

When he was aligned in the slot, Humphries was among the NFL's most productive players. Per Sportradar and Next Gen Stats, among all NFL wide receivers in the slot, Humphries ranked first in receiving first downs (42), tied for second in receptions (59), and finished second in total yards after catch (319).

Most first-down receptions from the slot among wide receivers in 2018:

Wide Receiver	1st Downs
1. Adam Humphries	42
2. Adam Thielen	38
3. Cole Beasley	36
4. JuJu Smith-Schuster	35
5. Tyler Boyd	33

Most receptions from the slot among wide receivers in 2018:

Wide Receiver	Receptions
1. Adam Thielen	69
2. Adam Humphries	59
JuJu Smith-Schuster	59
4. Dede Westbrook	55
5. Cole Beasley	54

Most receiving yards from the slot among wide receivers in 2018:

Wide Receiver	Rec Yards
1. Tyreek Hill	858
2. JuJu Smith-Schuster	788
3. Tyler Boyd	722
4. Adam Thielen	718
5. Adam Humphries	666

Most yards after catch from the slot among wide receivers in 2018:

Wide Receiver	Yards After Catch
1. JuJu Smith-Schuster	349
2. Adam Humphries	319
3. Dede Westbrook	313
4. Tyreek Hill	301
5. Tyler Boyd	298

MORE TITANS WIDE RECEIVERS

13 - WR CAMERON BATSON

5-8, 175, 3rd Year, Texas Tech

- Batson was signed by the Titans as an undrafted free agent on May 11, 2018.
- In 2019, he spent the entire season on injured reserve after suffering an injury during training camp.
- As a rookie in 2018, he was moved to the active roster on Oct. 10, 2018 after spending time on the practice squad. He appeared in 11 total games with two starts and totaled eight receptions for 82 yards, three punt returns for four yards and one carry for one yard.
- A native of Oklahoma City, Okla., he appeared in 50 games over four seasons at Texas Tech and totaled 157 receptions for 1,499 yards and 14 touchdowns. He also returned 22 kickoffs for 417 yards and returned 65 punts for 394 yards.



14 - WR KALIF RAYMOND

5-8, 182, 3rd Year, Holy Cross

- Raymond joined the Titans as a member of the practice squad on Dec. 24, 2018. He was first promoted to the active roster from the practice squad on Oct. 26, 2019.
- In eight games in 2019, he produced nine receptions for 170 yards and one touchdown, four punt returns for 45 yards (11.3 avg.) and 18 kickoff returns for 403 yards (22.4 avg.). Additionally, he appeared in two playoff games and totaled one reception for a 45-yard touchdown, one punt return for nine yards and four kickoff returns for 68 yards (17.0 avg.).
- In 2018, Raymond spent a total of three games on the Titans practice squad, as well as one game on the New York Giants practice squad.
- Raymond arrived in Tennessee with 12 games of NFL experience with the Denver Broncos, New York Jets and Giants. His statistics prior to joining the Titans included 29 punt returns for 210 yards and 20 kick returns for 408 yards.
- Raymond originally signed with the Broncos as a rookie free agent on May 6, 2016. He spent the majority of his rookie season on the Broncos practice squad before being elevated to the active roster and appearing in four contests. He tallied 11 punt returns for 111 yards and six kick returns for 137 yards.
- In 2017, Raymond spent time on the practice squads and active rosters of both the New York Jets and New York Giants. He appeared in two games for the Jets (Weeks 1-2) and returned five punts for 38 yards and three kicks for 85 yards. He was re-signed to the Jets practice squad for Weeks 3-4 before being waived and signed to the Giants' practice squad on Oct. 11, 2017. He was elevated to the active roster and saw action in six total contests for the Giants, returning 13 punts for six yards and 11 kicks for 186 yards.
- Raymond played in 40 games with 23 starts over four seasons (2012-15) as a wide receiver and return specialist for Holy Cross. He totaled 155 receptions for 1,683 yards and 14 touchdowns, returned 62 punts for 464 yards and a score, as well as 80 kick returns for 1,809 yards and two touchdowns.
- He is a native of Lawrenceville, Ga.



16 - WR CODY HOLLISTER

6-4, 216, 3rd Year, Arkansas

- The Titans signed Cody Hollister as a free agent following a tryout during 2019 rookie minicamp.
- He spent the entire 2019 campaign with the team on either the 53-man roster or the practice squad, appearing in a total of five contests. He caught two passes for 13 yards and added two special teams tackles.
- Hollister originally signed with the New England Patriots as a rookie free agent on May 5, 2017. He spent the entire 2017 season on the Patriots' practice squad and spent the entire 2018 season on the Patriots' injured reserve list with a non-football injury.
- Hollister played in 29 games with 12 starts over three seasons at Arkansas (2014-16), and caught 27 passes for 342 yards and one touchdown.
- His twin brother, Jacob, is a tight end with the Seattle Seahawks.
- He is a native of Bend, Ore.



TITANS OFFENSIVE LINEMEN

CENTERS

No.	Name	Ht	Wt	Exp	College
62	Brewer, Aaron	6-1	274	R	Texas State
60	Jones, Ben	6-3	308	9	Georgia
52	Munyer, Daniel	6-1	305	3	Colorado

GUARDS

No.	Name	Ht	Wt	Exp	College
64	Davis, Nate	6-3	316	2	Charlotte
75	Douglas, Jamil	6-4	309	3	Arizona State
76	Saffold III, Rodger	6-5	325	11	Indiana

TACKLES

No.	Name	Ht	Wt	Exp	College
71	Kelly, Dennis	6-8	321	9	Purdue
77	Lewan, Taylor	6-7	309	7	Michigan
70	Sambrailo, Ty	6-5	311	6	Colorado State
79	Wilson, Isaiah (R/COVID)	6-6	350	R	Georgia



#64 - G NATE DAVIS

6-3, 316, 2nd Year, Charlotte

[Click for complete bio](#)

Nate Davis is in his second NFL season in 2020. He was selected by the Titans in the third round (82nd overall) of the 2019 NFL Draft.

As a rookie in 2019, Davis played in 13 games with 12 starts at right guard. It was the highest number of starts at guard by a Titans rookie since Chance Warmack's 16 starts in 2013. He also started all three of the team's postseason games.

In four seasons at Charlotte (2015-18), Davis appeared in 41 career games with 37 starts. A four-year starter on the offensive line, Davis started at guard from 2015-17 before switching to right tackle for his senior season in 2018.

He is a native of Ashburn, Va.



Davis' Career Regular Season Games Played/Games Started:

Year	Team	GP	GS	Starts by Position
2019	Ten	13	12	RG-12
2020	Ten	0	0	-
NFL Totals		13	12	RG-12

Davis' Career Postseason Games Played/Games Started:

Year	Team	GP	GS	Starts by Position
2019	Ten	3	3	RG-3
Playoff Totals		3	3	RG-3

#60 ■ C BEN JONES

6-3, 303, 9th Year, Georgia

[Click for complete bio](#)

Center **Ben Jones** is in his ninth NFL season and his fifth campaign with the Titans in 2020. He was signed as an unrestricted free agent on March 10, 2016.

From 2012 through 2019, Jones appeared in 127 of 128 possible regular season games, including starts in all but one game during his first four seasons in Tennessee.

In 2019, Jones captained an offensive line that helped running back **Derrick Henry** win the NFL's rushing title (1,540 yards). He started all three playoff games en route to an AFC Championship Game appearance.

On Dec. 12, 2019, Jones was named the Titans nominee for the Walter Payton NFL Man of the Year Award. Considered one of the league's most prestigious honors, the award recognizes an NFL player for outstanding community service activities off the field, as well as excellence on the field.

On Nov. 3, 2019, Jones' streak of 120 consecutive games played and 88 consecutive starts came to an end when he was deactivated with a concussion. At the time, Jones' consecutive games streak tied Kansas City's **Mitchell Schwartz** for the longest active streak in the NFL among offensive linemen, and his starting streak ranked first in the NFL among all centers.

Jones started all 16 games at center in 2018, registering a start in every contest for the fifth consecutive season, dating back to his third year in Houston (2014).

In his first year in Tennessee, Jones played a key role in an offensive turnaround. The veteran was a key cog in a line that helped the Titans finish 11th overall in offense, third in rushing and tied for seventh in fewest sacks allowed.

Jones was originally selected by the Houston Texans in the fourth round (99th overall) of the 2012 NFL Draft. Over the following four seasons, he started contests at center and both guard spots. He was a starter on two playoff teams in Houston (2012 and 2015).

In 2015, Jones started every game at center, extending his streak of consecutive regular season games played to 64, which was the second-longest active streak among NFL centers at the conclusion of the season.

A native of Centreville, Ala., Jones attended the University of Georgia, where his 49 total starts ranked third in school annals. He was a two-time All-SEC selection by the league's coaches and was named to Georgia's Team of the Decade. As a senior (2011), the team captain earned All-SEC first-team honors.

Jones' Career Regular Season Games Played/Games Started:

Year	Team	GP	GS	Starts by Position
2012	Hou	16	10	RG-10
2013	Hou	16	1	RG-1
2014	Hou	16	16	LG-16
2015	Hou	16	16	C-16
2016	Ten	16	16	C-16
2017	Ten	16	16	C-16
2018	Ten	16	16	C-16
2019	Ten	15	15	C-15
2020	Ten	0	0	-
NFL Totals		127	106	C-79, LG-16, RG-11

Jones' Career Postseason Games Played/Games Started:

Year	Team	GP	GS	Starts by Position
2012	Hou	2	2	RG-2
2015	Hou	1	1	C-1
2017	Ten	2	2	C-2
2019	Ten	3	3	C-3
Playoff Totals		8	8	C6, RG-2



#71 ■ T DENNIS KELLY

6-8, 321, 9th Year, Purdue

[Click for complete bio](#)

Dennis Kelly is in his ninth NFL season and his fifth campaign with the Titans in 2020. He was acquired in a trade with the Philadelphia Eagles on Aug. 16, 2016. In exchange for Kelly, the Titans dealt wide receiver Dorial Green-Beckham to the Eagles.

Kelly appeared in 15 games during the 2019 regular season, including starts at left tackle in each of the team's first four games. He caught a touchdown pass against Jacksonville on Nov. 24 and added another touchdown catch in the AFC Championship Game at Kansas City on Jan. 19.

Kelly played in 11 games in 2018 with five starts at right tackle. It was the third-highest start total of his career.

Kelly played in all 16 games in both 2016 and 2017. During that time he had a regular role in the team's "heavy" personnel package and earned six total starts—six in 2016 and one in 2017. He helped the Titans rush for an average of 136.7 yards per game in 2016, which ranked third in the NFL.

Kelly entered the NFL as a fifth-round selection by the Eagles in the 2012 NFL Draft. In four seasons with the Eagles, he recorded 15 starts and 30 games played. He recorded nine starts with the Eagles at right tackle, four starts at right guard and two starts at left guard.

A native of Chicago Heights, Ill., Kelly was a team captain and a two-time offensive MVP at Purdue. He started his final three seasons at left tackle for the Boilermakers.

Kelly's Career Regular Season Games Played/Games Started:

Year	Team	GP	GS	Starts by Position
2012	Phi	13	10	RG-3, RT-7
2013	Phi	0	0	
2014	Phi	3	3	LG-2, RG-1
2015	Phi	14	2	RT-2
2016	Ten	16	6	TE-6
2017	Ten	16	1	TE-1
2018	Ten	11	5	RT-5
2019	Ten	15	4	LT-4
2020	Ten	15	4	-
NFL Totals		88	31	LT-4, LG-2, RG-4, RT-14, TE-7

Kelly's Career Postseason Games Played/Games Started:

Year	Team	GP	GS	Starts by Position
2017	Ten	2	0	
2019	Ten	3	0	
Playoff Totals		5	0	



#77 ■ T TAYLOR LEWAN

6-7, 309, 7th Year, Michigan

[Click for complete bio](#)

Tackle **Taylor Lewan** is in his seventh NFL season in 2020. He was selected by the Titans with the 11th overall pick of the 2014 NFL Draft and received a multi-year contract extension in 2018.

In 2019, Lewan registered 12 starts during the regular season, anchoring an offensive line that helped running back **Derrick Henry** win the NFL's rushing title (1,540 yards). He started all three playoff games, including the AFC Championship Game.

Lewan was named to the Pro Bowl for the third consecutive season in 2018. He played and started in 15 of the team's 16 games at left tackle, marking his fourth consecutive season with at least 15 starts.

In 2017, Lewan became the team's first offensive lineman to make multiple Pro Bowls since center **Kevin Mawae** from 2008–2009. Lewan started all 16 games for the second consecutive season in 2017 and added starts in both postseason contests.

In 2016, Lewan started all 16 games for the first time. The left tackle was the anchor a line that helped the Titans finish 11th overall in offense, third in rushing and tied for seventh in fewest sacks allowed.

In 2015, Lewan started the first 15 games of the season at left tackle before missing the finale with a concussion.





As a rookie in 2014, Lewan played in 11 games with six starts before suffering an ankle injury. He played as a reserve for the first five games and then started in six consecutive contests before the injury caused him to be inactive the final five weeks. For his efforts, Lewan was named to the Pro Football Writers of America All-Rookie Team.

In four seasons at Michigan, Lewan appeared in 50 games with 48 starts at left tackle. He started the final 41 games of his career and was named the Big Ten Conference Offensive Lineman of the Year in 2012 and 2013. As a senior in 2013, he started all 13 games at left tackle for the third consecutive season and was named second-team *Associated Press* All-American.

At the 2014 NFL Scouting Combine, he ran the 40-yard dash in 4.87 seconds, beating all other offensive linemen in his class and clocking the fourth-fastest time among offensive linemen in the last five years (2010-14). He also ranked among the top offensive linemen at the 2014 combine in the broad jump (first at nine feet, nine inches), vertical jump (tied for third at 30.5 inches) and three-cone drill (fourth at 7.39 seconds).

A native of Cave Creek, Ariz., Lewan became the first offensive tackle selected by the Titans/Oilers in the first round since tackle Brad Hopkins (13th overall) in 1993.

Lewan's Career Regular Season Games Played/Games Started:

Year	Team	GP	GS	Starts by Position
2014	Ten	11	6	LT-6
2015	Ten	15	15	LT-15
2016	Ten	16	16	LT-16
2017	Ten	16	16	LT-16
2018	Ten	15	15	LT-15
2019	Ten	12	12	LT-12
2020	Ten	0	0	-
NFL Totals		85	80	LT-80

Lewan's Career Postseason Games Played/Games Started:

Year	Team	GP	GS	Starts by Position
2017	Ten	2	2	LT-2
2019	Ten	3	3	LT-3
Playoff Totals		5	5	LT-5

#76 - G RODGER SAFFOLD III

6-5, 325, 11th Year, Indiana

[Click for complete bio](#)



Guard **Rodger Saffold III** is in his 11th NFL season and his second campaign with the Titans in 2020. He was signed by the Titans as an unrestricted free agent from the Los Angeles Rams on March 15, 2019.

In 2019, Saffold started all 16 games for the second consecutive season and for the fourth time in his career. He was a key member of an offensive line that helped running back **Derrick Henry** win the NFL's rushing title (1,540 yards). He started all three playoff games, including the AFC Championship Game.

During the first nine seasons of his career (2010-18), Saffold appeared in 114 regular season games with 111 starts. He also gained experience in the postseason, starting four career playoff games, including all three postseason contests on the Rams' run to Super Bowl LIII at the conclusion of 2018.

From 2017-18, Saffold played an integral role in one of the NFL's top-ranked offenses. According to STATS Inc., he allowed only two sacks during that time.

Saffold is extremely versatile, having started with the Rams at right tackle (three games), left tackle (36), right guard (13) and left guard (43).

A native of Bedford, Ohio, he spent four seasons at Indiana University (2006-09), where he started 41 career games and earned All-Big Ten honors as a senior.

Saffold was originally selected by the Rams in the second round (33rd overall) of the 2010 NFL Draft.

Saffold's Career Regular Season Games Played/Games Started:

Year	Team	GP	GS	Starts by Position
2010	StL	16	16	LT-16
2011	StL	9	9	LT-9
2012	StL	10	10	LT-10
2013	StL	12	9	RG-5, RT-3, LT-1
2014	StL	16	16	LG-13, RG-3
2015	StL	5	5	RG-5
2016	LAR	15	15	LG-12, LT-2, RT-1
2017	LAR	15	15	LG-15
2018	LAR	16	16	LG-16
2019	Ten	16	16	LG-16
2020	Ten	0	0	-
NFL Totals		130	127	LG-72, LT-38, RG-13, RT-4

Saffold's Career Postseason Games Played/Games Started:

Year	Team	GP	GS	Starts by Position
2017	LAR	1	1	LG-1
2018	LAR	3	3	LG-3
2019	Ten	3	3	LG-3
Playoff Totals		7	7	LG-7

MORE TITANS OFFENSIVE LINEMEN

62 - C AARON BREWER

6-1, 274, Rookie, Texas State

➤ Brewer was signed by the Titans as an undrafted free agent on May 7, 2020.

➤ The Dallas, Texas, native appeared in 48 games with 47 consecutive starts in four seasons at Texas State.

➤ He started at least five games at every position on the offensive line. He totaled eight starts at left tackle, seven starts at left guard, 15 starts at center, five starts at right guard and 12 starts at right tackle.

➤ As a senior, he started all 12 contests at right tackle and earned All-Sun Belt second-team recognition. He was the highest-graded offensive lineman in the Sun Belt Conference (82.8) by Pro Football Focus, surrendering just three combined sacks and hits in 496 snaps in pass protection.




MORE TITANS OFFENSIVE LINEMEN

75 - G/C JAMIL DOUGLAS

6-4, 309, 3rd Year, Arizona State

- Douglas was signed by the Titans to the practice squad on Oct. 3, 2018.
- The 6-foot-4-inch, 309-pounder was originally drafted by the Miami Dolphins in the fourth round (114th overall) of the 2015 NFL Draft and has also spent time with the New England Patriots, Atlanta Falcons and Indianapolis Colts.
- In 2019, Douglas appeared in 15 games for the Titans and made four starts at right guard and one start at center. Made his postseason debut and saw action in all three playoff contests.
- Douglas helped open holes for Derrick Henry to lead the NFL with 1,540 rushing yards in 2019.
- In 2015, rookie Douglas saw action in a career-high 16 games for the Dolphins and made a career-high six starts with four at right guard and two at center.
- In four seasons at Arizona State (2011-14), Douglas appeared in 53 games and made 40 consecutive starts. A three-year starter, Douglas made 27 starts at guard and 13 at tackle.



52 - C DANIEL MUNYER

6-1, 305, 3rd Year, Colorado

- Munyer was signed by the Titans to the team's practice squad on Oct. 8, 2019 after previously spending time with the Kansas City Chiefs (2015-16), Arizona Cardinals (2016-2018) and Indianapolis Colts (2019).
- The 6-foot-1-inch, 305-pounder originally signed with Kansas City as a rookie free agent following the 2015 NFL Draft.
- The Harbor City, Calif., native appeared in 16 total games with one start at right guard prior to joining the Titans.
- In four seasons at Colorado (2011-14), Munyer played in 43 games with 39 starts, including 36 consecutive starts over his final three seasons. Thirty of his starts came at right guard, and he made six starts at center.



70 - T TY SAMBRAILO

6-5, 311, 6th Year, Colorado State

- Sambrailo was signed by the Titans as a free agent on March 25, 2020.
- The 6-foot-5-inch, 311-pounder was originally drafted by the Denver Broncos in the second round (59th overall) of the 2015 NFL Draft. He appeared in 57 games with 13 starts during his first five NFL seasons with the Broncos (2015-16) and the Atlanta Falcons (2017-19).
- He started 42 of 48 games during his career at Colorado State, seeing time at all five positions along the offensive line in four seasons with the Rams.
- He helped lead the Rams to their best record (10-3) since 2000 and blocked for a 4,000-yard passer (Grayson - 4,006) and 1,200-yard rusher (Hart - 1,275).
- He is a native of Watsonville, Calif.



79 - T ISAAH WILSON

6-6, 350, Rookie, Georgia

- The Brooklyn, N.Y., native was selected by the Titans in the first round (29th overall) of the 2020 NFL Draft.
- After redshirting in 2017, Wilson played two seasons at Georgia (2018-19), appearing in 25 total games with 24 starts. All of his starts came at right tackle. The Bulldogs finished 11-3 in 2018 and 12-2 in 2019 in his two playing seasons in Athens.
- As a senior, Wilson played in 11 games, starting in 10. He played every offensive snap vs. Kentucky, Florida, Auburn and Texas A&M and over 95 percent of offensive snaps in three others: Vanderbilt, Tennessee and Missouri.



TITANS DEFENSIVE LINEMEN

No.	Name	Ht	Wt	Exp	College
94	Crawford, Jack	6-5	274	9	Penn State
92	Dickerson, Matt	6-5	292	3	UCLA
90	Jones, DaQuan	6-4	322	7	Penn State
97	Mack, Isaiah	6-1	299	2	Chattanooga
91	Murchison, Larrell	6-2	297	R	North Carolina St.
98	Simmons, Jeffery	6-4	305	2	Mississippi State

#90 ▪ DL DAQUAN JONES

6-4, 322, 7th Year, Penn State

[Click for complete bio](#)



Defensive lineman **DaQuan Jones** is in his seventh NFL season in 2020. He was selected by the Titans in the fourth round (112th overall) of the 2014 NFL Draft.

In 2019, Jones started all 16 games for the fourth time in his career and for the second consecutive season. He achieved career highs with 21 quarterback pressures and three passes defended, and his totals also included 50 tackles, one sack and one tackle for loss.

In 2018, Jones started all 16 games and tallied 39 tackles on the season. He added 14 quarterback pressures, a career-high four tackles for loss and one pass defended.

Jones was placed on injured reserve on Dec. 4, 2017 due to a bicep injury he suffered the previous day against the Houston Texans. It concluded a season in which he totaled a career-high 3.5 sacks. The injury put an end to his streak of 45 consecutive starts.

Jones was one of two Titans who started every game from 2015–2016, holding down a spot at defensive end for consecutive seasons. Outside linebacker **Brian Orakpo** was the other member of the team to start every game in that time period.

As a rookie, Jones appeared in seven games with one start. He registered 13 tackles, a sack, three quarterback pressures, two tackles for loss and a forced fumble.

A leader at Penn State during a time of turmoil, Jones started 23 of 46 college games, with all of his starting assignments coming during the last two seasons. Jones finished his career with 92 tackles, adding 4.5 sacks for minus 28 yards, 15.5 stops for losses totaling 55 yards, two fumble recoveries and a pass deflection.

As a senior in 2013, he started all 12 games at defensive tackle, finishing fifth on the team with a career-high 56 tackles (33 solos). His tackle total was the most for any interior defensive lineman in the Big Ten during the 2013 campaign. Jones was named first-team All-Big Ten by the league's coaches and second-team All-Conference by the media. He was named Penn State's Outstanding Senior Player and the recipient of the team's Reid-Robinson Award.

Jones is a native of Johnson City, N.Y.

Jones' Career Regular Season Statistics:

Year	GP	GS	Tackle	Sack	TFL	QBP	Int	PD	FF	FR
2014	7	1	13	1.0	2	3	0	0	1	0
2015	16	16	67	0.0	2	15	0	0	0	1
2016	16	16	29	1.5	1	8	0	0	0	1
2017	12	12	36	3.5	1	9	0	0	0	0
2018	16	16	39	0.0	4	14	0	1	0	0
2019	16	16	50	1.0	1	21	0	3	0	0
2020	0	0	0	0.0	0	0	0	0	0	0
Totals	83	77	234	7.0	11	70	0	4	1	2

Jones' Career Postseason Statistics:

Year	GP	GS	Tackle	Sack	TFL	QBP	Int	PD	FF	FR
2019	3	3	9	0.5	0	3	0	0	0	0

Jones' Regular Season Single-Game Highs:**Tackles** - 7 (Three times, last at Buffalo, 10/7/18)**Sacks** - 2 at Indianapolis (11/26/17)**Quarterback Pressures** - 4 (Twice, last vs. L.A. Chargers, 10/20/19)**Forced Fumble** - 1 vs. Indianapolis (12/28/14)**Fumble Recovery** - 1 (Twice, last vs. Houston, 1/1/17)**Jones' Playoff Single-Game Highs:****Tackles** - 4 at Kansas City (1/19/20)**Sacks** - 0.5 at Kansas City (1/19/20)**#98 - DL JEFFERY SIMMONS****6-4, 305, 2nd Year, Mississippi State**[Click for complete bio](#)

Defensive lineman **Jeffery Simmons** is in his second NFL season. He was selected by the Titans in the first round (19th overall) of the 2019 NFL Draft.

Simmons began his rookie season on the non-football injury list due to a knee injury he suffered during training in February 2019. He missed the first six games of the season before joining the 53-man roster in Week 7.

His rookie totals included 40 tackles, two sacks, two tackles for loss, 14 quarterback pressures and one pass defended in nine games (seven starts). He added four tackles, three quarterback pressures and a fumble recovery in three playoff contests.

During a three-year career as a defensive tackle at Mississippi State, Simmons appeared in 38 contests with 28 starts. He finished his career ranked sixth in school history with 32.5 in tackles for loss. He also tied for sixth in MSU annals with five forced fumbles and tied for fourth with three blocked kicks. His totals also included 163 tackles, seven sacks, seven passes defended and two defensive touchdowns.

He was a first-team All-SEC selection as a sophomore and junior and was one of two players in the nation to be named a Bednarik Award Semifinalist in both 2017 and 2018.

As a junior in 2018, Simmons was named second-team All-American after totaling 63 tackles, 17 tackles for loss and two sacks. His 17 tackles for loss led the team, ranked fourth in the SEC and were the third-most in single-season school history.

During his sophomore season (2017), he set a career high with five sacks and added 12 tackles for loss. With three total blocked kicks and punts, he became the first SEC player since 2004 to lead the nation in the category.

Simmons is a native of Macon, Miss.

Simmons' Career Regular Season Statistics:

Year	GP	GS	Tackle	Sack	TFL	QBP	Int	PD	FF	FR
2019	9	7	40	2.0	2	14	0	1	0	0
2020	0	0	0	0.0	0	0	0	0	0	0
Totals	9	7	40	2.0	2	14	0	1	0	0

Simmons' 2019/Career Postseason Statistics:

Year	GP	GS	Tackle	Sack	TFL	QBP	Int	PD	FF	FR
2019	3	0	4	0.0	0	3	0	0	0	1

Simmons' Regular Season Single-Game Highs:**Tackles** - 6 (Twice, last vs. Jacksonville, 11/24/19)**Sacks** - 2 (Twice, last at Oakland, 12/8/19)**Quarterback Pressures** - 3 (Twice, last at Houston, 12/29/19)**Tackles for Loss** - 1 (Twice, last at Oakland, 12/8/19)**Simmons' Playoff Single-Game Highs:****Tackles** - 2 (Twice, last at Baltimore, 1/11/20)**Fumble Recoveries** - 1 at Baltimore (1/11/20)**MORE TITANS DEFENSIVE LINEMEN****94 - DL JACK CRAWFORD****6-5, 274, 9th Year, Penn State**

➤ Crawford was signed by the Titans as an unrestricted free agent on April 8, 2020.

➤ The London, United Kingdom, native was originally selected by the Oakland Raiders in the fifth round (158th overall) of the 2012 NFL Draft and was spent his first two seasons with the Raiders. He then played three seasons with the Dallas Cowboys (2014-16) and three seasons with the Atlanta Falcons (2017-2019).

➤ In 2019, he played in all 16 games with four starts for the Falcons and totaled 27 tackles, one tackle for loss and a half sack.

➤ In 2018, Crawford played in all 16 games with a career-best 11 starts for the Falcons and recorded career-bests with 35 tackles and six sacks.

➤ In 2016, his final season in Dallas, Crawford saw action in all 16 games and posted 27 tackles, 3.5 sacks, and 12 quarterback pressures.

➤ In 2015, Crawford played in all 16 games for the first time in his career and registered 18 tackles, four sacks which ranked fourth on the team, 10 quarterback pressures and three tackles for loss.

➤ In four seasons at Penn State, he saw action in 49 games with 33 starts and tallied 89 tackles, 14 sacks, 26.5 stops for loss, 11 passes defended, three fumble recoveries and a forced fumble.

92 - DE MATT DICKERSON**6-5, 292, 3rd Year, UCLA**

➤ Matt Dickerson was signed by the Titans as an undrafted free agent on May 11, 2018.

➤ His 2019 totals included two tackles, one quarterback pressure and one tackle for loss in five games. He added one tackle in three playoff contests.

➤ As a rookie in 2018, he totaled three tackles in three games.

➤ Dickerson appeared in 44 games with 16 starts over four seasons at UCLA. He totaled 97 tackles, seven tackles for loss, four passes defended and 1.5 sacks as a Bruin.

➤ As a senior in 2017, he started seven games before missing the remainder of the season due to injury. Prior to the injury he recorded 21 tackles and a tackle for loss.

➤ Dickerson is a native of San Mateo, Calif.

97 - DT ISIAH MACK**6-1, 299, 2nd Year, Chattanooga**

➤ The Tunnel Hill, Ga., native was signed by the Titans as a rookie free agent on May 10, 2019.

➤ As a rookie in 2019, he appeared in 13 games (one start) and totaled 11 tackles, 1.5 sacks, eight quarterback pressures and one fumble recovery.

➤ Mack started 48 games and made 32 starts over four seasons at Chattanooga and posted 222 tackles, 41 tackles for loss, 21 sacks, two passes defended, three forced fumbles and two fumble recoveries. He finished his career ranked third in team history in tackles for loss and fourth in sacks.

91 - DL LARRELL MURCHISON**6-2, 297, Rookie, North Carolina State**

➤ Murchison was selected by the Titans in the fifth round (174th overall) of the 2020 NFL Draft.

➤ During a two-year stint as a defensive tackle at North Carolina State, Murchison started in all 25 contests. He finished his Wolfpack career with 85 tackles, 11 sacks, 20 tackles for loss, five quarterback hits, an interception, three passes defended and three fumble recoveries.

➤ In 2019, Murchison was named second-team All-ACC after leading the Wolfpack with a 12 tackles for loss and seven sacks as a senior.

➤ In 2018, Murchison received N.C. State's Cary Brewer Award for Defensive Lineman of the Year, as well as the Alpha Wolf Rising Award, which is given to the Most Improved Player.

➤ The Elizabethtown, N.C., native started his collegiate career at Louisburg (N.C.) College and was named a NJCAA junior-college honorable mention All-American.



TITANS INSIDE LINEBACKERS

No.	Name	Ht	Wt	Exp	College
55	Brown, Jayon	6-0	226	4	UCLA
53	Compton, Will	6-1	235	7	Nebraska
49	Dzubnar, Nick	6-1	240	6	Cal Poly-San Luis Obispo
54	Evans, Rashaan	6-2	232	3	Alabama
51	Long Jr., David	5-11	227	2	West Virginia

#55 - ILB JAYON BROWN

6-0, 226, 4th Year, UCLA

[Click for complete bio](#)



Linebacker **Jayon Brown** is in his fourth NFL season in 2020. He was selected by the Titans in the fifth round (155th overall) of the 2017 NFL Draft.

Brown appeared in 14 contests in 2019 with a career-high 14 starts. He finished third on the team and set a career high with 117 tackles while adding one sack, four tackles for loss, seven quarterback pressures, one interception, nine passes defended and one fumble return for a touchdown. He added eight tackles and one pass defended in two postseason contests.

Brown played in all 16 games with nine starts in 2018. He finished second on the defense with 107 tackles and six sacks, and his 18 quarterback pressures tied for the second-highest total on the team. He was one of only six NFL linebackers with at least six sacks, one interception, one forced fumble and one fumble recovery during the season.

As a rookie, Brown appeared in all 16 regular season games and both postseason games as the team's nickel linebacker. He registered 67 tackles, which tied for the 10th-highest total by a "Titans era" rookie (1999–present) and ranked fifth among the team's rookie linebackers in that span.

In four seasons at UCLA (2013-16), Brown appeared in 49 games with 21 starts and totaled 220 tackles, three sacks, nine tackles for loss, three interceptions, 15 passes defended, one forced fumble and four fumble recoveries. He started 21 games over his final two seasons and totaled nine games with double-digit tackles.

As a senior in 2016, he earned first-team All-Pac-12 honors after leading the Bruins with 119 tackles, which tied for 16th on the all-time school single-season list. He added 2.5 sacks, seven tackles for loss, three interceptions, 23 passes defended and two fumble recoveries.

Brown is a native of Long Beach, Calif.

Brown's Career Regular Season Statistics:

Year	GP	GS	Tackle	Sack	TFL	QBP	Int	PD	FF	FR
2017	16	0	67	1.5	2	6	0	4	0	1
2018	16	9	107	6.0	6	18	1	7	2	1
2019	14	14	117	1.0	4	7	1	9	0	1
2020	0	0	0	0.0	0	0	0	0	0	0
Totals	46	23	291	8.5	12	31	2	20	2	3

Brown's Career Postseason Statistics:

Year	GP	GS	Tackle	Sack	TFL	QBP	Int	PD	FF	FR
2017	2	0	5	0.0	0	0	0	1	0	0
2019	2	2	8	0.0	0	0	0	1	0	0
Totals	4	2	13	0.0	0	0	0	2	0	0

Brown's NFL Regular Season Single-Game Highs:

Tackles - 16 vs. Jacksonville (11/24/19)

Sacks - 1 (Seven times, last at Atlanta, 9/29/19)

Interceptions - 1 (Twice, last vs. Houston, 12/15/19)

Pass Defensed - 3 vs. Tampa Bay, 10/27/19

Forced Fumbles - 1 (Twice, last vs. Indianapolis, 12/30/18)

Fumble Recoveries - 1 (Three times, last at Oakland, 12/8/19)

Brown's NFL Playoff Single-Game Highs:

Tackles - 5 at Kansas City (1/19/20)

SACKS AMONG YOUNG NFL LINEBACKERS

Inside linebacker **Jayon Brown** was one of the Titans' top pass rushers in 2018, his second NFL season. He finished second on the team with six sacks and also tied for second place on the defense with 18 quarterback pressures.

Brown was one of the NFL's top pass rushers among young linebackers. Counting both inside and outside linebackers in their rookie, first or second seasons, only three players ranked ahead of Brown in sacks—Pittsburgh Steelers 3-4 outside linebacker **T.J. Watt** (13.0), Denver Broncos 3-4 outside linebacker **Bradley Chubb** (12.0) and Indianapolis Colts 4-3 outside linebacker **Darius Leonard** (7.0). Brown tied with Detroit Lions 4-3 middle linebacker **Jarrad Davis** (6.0).

Most sacks in 2018 among rookie, first- or second-year linebackers:

Player	Team	Position	Year	Sacks
1. T.J. Watt	Pittsburgh Steelers	OLB	2	13.0
2. Bradley Chubb	Denver Broncos	OLB	R	12.0
3. Darius Leonard	Indianapolis Colts	OLB	R	7.0
4. Jayon Brown	Tennessee Titans	ILB	2	6.0
Jarrad Davis	Detroit Lions	MLB	2	6.0
6. Roquan Smith	Chicago Bears	ILB	R	5.0
7. Harold Landry	Tennessee Titans	OLB	R	4.5
Genard Avery	Cleveland Browns	OLB	R	4.5
9. Lorenzo Carter	New York Giants	OLB	R	4.0
Haason Reddick	Arizona Cardinals	OLB	2	4.0

BROWN IN ELITE GROUP IN 2018

Jayon Brown emerged in 2018 as one of the top playmakers on the Titans defense. He was one of only six NFL linebackers during the season to accumulate at least six sacks, one interception, one forced fumble and one opponent fumble recovery, joining Denver's **Von Miller**, Chicago's **Khalil Mack**, Kansas City's **Justin Houston**, Indianapolis' **Darius Leonard** and Buffalo's **Lorenzo Alexander**.

NFL linebackers in 2018 with at least six sacks, one interception, one forced fumble and one opponent fumble recovery:

Player	Team	Sacks	Int	Forced Fum	Opp Fum Rec
Von Miller	Denver Broncos	14.5	1	4	3
Khalil Mack	Chicago Bears	12.5	1	6	2
Justin Houston	Kansas City Chiefs	9.0	1	5	3
Darius Leonard	Indianapolis Colts	7.0	2	4	2
Lorenzo Alexander	Buffalo Bills	6.5	2	2	1
Jayon Brown	Tennessee Titans	6.0	1	2	1



#54 ■ ILB RASHAAN EVANS

6-2, 232, 3rd Year, Alabama

[Click for complete bio](#)

Linebacker **Rashaan Evans** is in his third NFL season in 2020. He was selected by the Titans with the 22nd pick in the first round of the 2018 NFL Draft. The Titans traded up from the 25th spot in order to take the former Alabama standout.

In 2019, Evans started all 16 games at inside linebacker and led the Titans with 139 tackles and 11 tackles for loss. He added 2.5 sacks, 11 quarterback pressures, one pass defended and one fumble return for a touchdown. He started all three postseason games and finished second on the squad with 22 tackles, including a team-high three tackles for loss.

During his rookie season, Evans overcame an injury that kept him out of the preseason. He played in 15 games with seven starts at inside linebacker and totaled 63 tackles, six quarterback pressures, two tackles for loss and three passes defended.

In four seasons with the Crimson Tide (2014–2017), Evans appeared in 53 games with 14 starts and totaled 152 tackles, 15.0 sacks, 23.5 tackles for loss, five passes defended, 19 quarterback hurries, two forced fumbles and two fumble recoveries. During his four years there, he appeared in three CFP National Championship contests with two victories.

As a senior in 2017, Evans started 12 games and tied for the team lead with 74 tackles. He led the Crimson Tide with 13 tackles for loss despite missing a pair of games due to injury and also posted seven quarterback hurries, six sacks, three passes defended, one forced fumble and one fumble recovery.

Following his senior campaign, he was named a first-team All-American by the AFCA, earned first-team All-SEC honors from Associated Press and second-team All-SEC honors from the conference coaches.

Evans is a native of Auburn, Ala.

Evans' Career Regular Season Statistics:

Year	GP	GS	Tackle	Sack	TFL	QBP	Int	PD	FF	FR
2018	15	7	63	0.0	2	6	0	3	0	0
2019	16	16	139	2.5	11	11	0	1	0	1
2020	0	0	0	0.0	0	0	0	0	0	0
Totals	31	23	202	2.5	13	17	0	4	0	1

Evans' 2019/Career Postseason Statistics:

Year	GP	GS	Tackle	Sack	TFL	QBP	Int	PD	FF	FR
2019	3	3	22	0.0	3	2	0	0	0	0

Evans' Regular Season Single-Game Highs:

Tackles - 14 vs. Tampa Bay (10/27/19)

Sacks - 1 (Twice, last vs. Jacksonville, 11/24/19)

Fumble Recoveries - 1 vs. Kansas City (11/10/19)

Evans' Playoff Single-Game Highs:

Tackles - 12 at New England (1/4/20)

Tackles for Loss - 3 at New England (1/4/20)

2019 TITANS TACKLE LEADERS

Linebacker **Rashaan Evans** set a career high and led the Titans defense with 139 tackles during the 2019 regular season, according to the Titans coaches' film review. It was his first season to lead the team in tackles.

Titans tackle leaders in 2019 (by total tackles)*:

Player	Pos	Total	Solo	Assist
1. Rashaan Evans	ILB	139	84	55
2. Logan Ryan	CB	120	76	44
3. Jayon Brown	ILB	117	89	28
4. Kenny Vaccaro	S	104	62	42
5. Kevin Byard	S	91	57	34
6. Harold Landry III	OLB	81	56	25
7. Jurrell Casey	DT	61	41	20
8. DaQuan Jones	DL	50	34	16
9. Wesley Woodyard	ILB	46	32	14
10. Adoree' Jackson	CB	40	36	4

* Titans tackle statistics from coaches' tally

MORE TITANS INSIDE LINEBACKERS

53 - LB WILL COMPTON

6-1, 235, 7th Year, Nebraska



➤ Compton is in his seventh NFL season. He re-joined the Titans on August 27, 2020 after spending one season in Oakland.

➤ Through the first six seasons of his NFL career, Compton played in 78 games with 39 starts.

➤ In 2019, he played in nine games with four starts for the Raiders and totaled 39 tackles and one special teams stop.

➤ In 2018, Compton played in 12 games for the Titans and led the team with 11 special teams tackles.

➤ He entered the NFL as an undrafted college free agent with Washington in 2013, where he played five seasons (2013-17).

➤ A native of Bonne Terre, Mo., Compton was a three-year starter at the University of Nebraska (2010-12) and finished his career with 247 tackles to rank 12th on the Nebraska all-time tackles chart, including 110 tackles in his senior season.

49 - LB NICK DZUBNAR

6-1, 240, 6th Year, Cal Poly-San Luis Obispo



➤ Dzubnar (pronounced duh-ZOOB-nar) was signed by the Titans as an unrestricted free agent on March 26, 2020.

➤ The Mission Viejo, Calif., native was originally signed by the San Diego Chargers as undrafted free agent on May 12, 2015.

➤ In five seasons with the Chargers, he produced 61 special teams tackles in 65 games.

➤ In 2019, Dzubnar appeared in all 16 games for the third time in his career, posting 12 special teams tackles.

➤ In 2018, Dzubnar collected 15 special teams tackles on coverage units and tied for the team lead with three special teams tackles in the 2018 postseason.

➤ In 2017, Dzubnar led the Chargers with a career-best 21 special teams tackles.

➤ Played four seasons (2011-14) at Cal Poly-San Luis Obispo, ending his Mustang career as the second-leading tackler in school history with 414 stops.

51 - LB DAVID LONG JR.

5-11, 227, 2nd Year, West Virginia



➤ The Cincinnati, Ohio, native was selected by the Titans in the sixth round (188th overall) of the 2019 NFL Draft.

➤ As a rookie in 2019, Long appeared in 14 games during the regular season. He also played in all three playoff contests with one start.

➤ During a three-year career at West Virginia, he played in 34 games with 31 starts and totaled 252 tackles, 14 sacks and 40 career tackles for loss which tied for third place on West Virginia's all-time list. In his final campaign in 2018, tied for the single-season program record with 19 tackles for loss.

➤ As a junior at West Virginia in 2018, he was selected Big 12 Defensive Player of the Year by the coaches and the Associated Press. He also received second-team All-America honors by the Associated Press and first-team All-Big 12 accolades by the Associated Press.

➤ Attended Winton Woods High School (Cincinnati, Ohio) where he finished with 283 career tackles, six sacks and six interceptions.



TITANS OUTSIDE LINEBACKERS

No.	Name	Ht	Wt	Exp	College
44	Beasley Jr., Vic	6-3	246	6	Clemson
99	Clowney, Jadeveon	6-5	255	7	South Carolina
40	Correa, Kamalei	6-3	241	5	Boise State
93	Gilbert, Reggie (IR)	6-4	260	3	Arizona
58	Landry III, Harold	6-2	252	3	Boston College
50	Roberson, Derick	6-3	250	2	Sam Houston State

#44 - OLB VIC BEASLEY JR.

6-3, 246, 6th Year, Clemson

[Click for complete bio](#)

Outside linebacker **Vic Beasley Jr.** is in his sixth NFL season and his first campaign with the Titans. He was signed as an unrestricted free agent from the Atlanta Falcons in March 2020.

During his first five NFL seasons (2015-19), all of which were spent with the Falcons, Beasley saw action in 78 games with 60 starts. His career totals with the team included 156 tackles for loss and a team-high eight sacks.

His 37.5 sacks over his first five seasons ranked 16th among all NFL edge rushers (outside linebackers and defensive ends).

In his final season with the Falcons, Beasley notched a career-best 42 tackles, including eight tackles for loss and a team-high eight sacks.

In 2016, Beasley Jr. led the NFL with 15.5 sacks and added 39 tackles, 10 tackles for loss, six forced fumbles and 28 quarterback hurries. He was named to his first Pro Bowl and earned Associated Press All-Pro honors for his breakout performance.

A native of Adairsville, Ga., Beasley played in 48 games with 25 starts in four seasons at Clemson University (2011-14). He finished his collegiate career ranked first in school history in sacks (33) and fourth in tackles for loss (52.5). He was honored twice as a first-team All-American.

Beasley selected by the Atlanta Falcons in the first round (eighth overall) of the 2015 NFL Draft.

Beasley's Career Regular Season Statistics:

Year	Team	GP	GS	Tackle	Sack	TFL	QBP	Int	PD	FF	FR
2015	Atl	16	16	26	4.0	2	NA	1	3	2	0
2016	Atl	16	12	39	15.5	11	NA	0	2	6	1
2017	Atl	14	8	29	5.0	8	NA	0	2	1	0
2018	Atl	16	9	20	5.0	7	NA	0	3	0	1
2019	Atl	16	15	42	8.0	8	NA	0	2	2	0
2020	Ten	0	0	0	0.0	0	0	0	0	0	0
Totals		78	60	156	37.5	36	NA	1	12	11	2

Beasley's Career Postseason Statistics:

Year	Team	GP	GS	Tackle	Sack	TFL	QBP	Int	PD	FF	FR
2016	Atl	3	2	2	0.0	0	NA	0	2	0	0
2017	Atl	2	2	6	1.0	1	NA	0	1	0	0
Totals		5	4	8	1.0	1	NA	0	3	0	0

Beasley's Regular Season Single-Game Highs:

Tackles - 8 at Denver (10/9/16)

Sacks - 3.5 at Denver (10/9/16)

Tackles for Loss - 2 (Six times, last vs. Arizona 12/16/18)

Forced Fumbles - 2 (Twice, last vs. Carolina 12/8/19)

Fumble Recovery - 1 (Twice, last vs. Baltimore 12/2/18)

Passes Defensed - 2 vs. Arizona (12/16/18)

Beasley's Playoff Single-Game Highs:

Tackles - 3 (Twice, last at Philadelphia 1/13/18)

Sacks - 1 at L.A. Rams (1/6/18)

Tackles for Loss - 1 at L.A. Rams (1/6/18)

Passes Defensed - 1 (Three times, last at L.A. Rams 1/6/18)

#99 - OLB JADEVEON CLOWNEY

6-5, 255, 7th Year, South Carolina

[Click for complete bio](#)



Jadeveon Clowney (first name pronounced juh-DEV-ee-on) is in his seventh NFL season and his first campaign with the Titans. He joined the Titans as an unrestricted free agent in September 2020.

Clowney played his first five NFL seasons with the Houston Texans after he was the first overall pick in the 2014 NFL Draft. He was traded to the Seattle Seahawks in 2019.

In his first six NFL seasons, Clowney played in 75 games and tallied 236 tackles, 32 sacks, 71 tackles for loss, 14 passes defensed, nine forced fumbles and seven fumble recoveries. He also scored four total touchdowns—three on fumble recoveries and one on an interception return. Clowney was named to the Pro Bowl each season from 2016 through 2018, and he added second-team Associated Press All-Pro honors in 2016.

Over a four-season span from 2016 through 2019, Clowney was one of only three NFL players with at least 60 tackles for loss, eight forced fumbles and 150 quarterback pressures, per Sportradar. The others on the list were **Aaron Donald** and **Chandler Jones**. Clowney ranked fourth in the NFL over those four seasons with 60 tackles for loss.

In 2019, Clowney played for the Seattle Seahawks and tallied 31 tackles, three sacks, seven tackles for loss, a career-best four forced fumbles and two fumble recoveries in 13 games.

Before being traded to the Seahawks just prior to the 2019 season kicking off, Clowney played five seasons (2014-18) for the Texans. His best statistical output came in 2017, when he started 16 games and recorded 9.5 sacks, 21 quarterback hits, 21 tackles for loss, two forced fumbles and two fumble recoveries. He joined Jones as the only NFL players to register 20 or more tackles for loss and 20 or more quarterback hits.

A native of Rock Hill, S.C., Clowney had a three-year (2011-13) career at the University of South Carolina and became the third Gamecock to earn All-American honors twice during their career. His college career stats included 130 tackles, 24 sacks, 47 tackles for loss, a school-record nine forced fumbles and one fumble recovery in 36 games played.

Clowney's Career Regular Season Statistics:

Year	Team	GP	GS	Tackle	Sack	TFL	QBP	Int	PD	FF	FR
2014	Hou	4	2	7	0.0	3	3	0	0	0	0
2015	Hou	13	9	40	4.5	8	30	0	6	1	0
2016	Hou	14	14	52	6.0	16	34	0	2	1	0
2017	Hou	16	16	59	9.5	21	47	0	2	2	2
2018	Hou	15	14	47	9.0	16	48	0	1	1	3
2019	Sea	13	11	31	3.0	7	30	1	3	4	2
2020	Ten	0	0	0	0.0	0	0	0	0	0	0
Totals		75	66	236	32.0	71	192	1	14	9	7

Clowney's Career Postseason Statistics:

Year	Team	GP	GS	Tackle	Sack	TFL	QBP	Int	PD	FF	FR
2016	Hou	2	2	3	0	1	3	1	2	0	0
2018	Hou	1	1	5	0	0	3	0	0	0	0
2019	Sea	2	2	12	1.5	3	6	0	0	0	0
NFL Totals		5	5	20	1.5	4	12	1	2	0	0

Clowney's Regular Season Single-Game Highs:

Tackles - 9 at Philadelphia (12/23/18)

Sacks - 2.0 (five times, last at Jacksonville, 10/21/18)

Tackles for Loss - 4 (three times, last at Indianapolis, 9/30/18)

Forced Fumbles - 1 (nine times, last vs. Minnesota, 12/2/19)

Fumble Recovery - 1 (7 times, last at San Francisco, 11/11/19)

Interceptions - 1 at Arizona (9/29/19)

Passes Defensed - 2 at Carolina (9/20/15)

Touchdowns - 1 (four times, last at San Francisco, 11/11/19)

Clowney's Playoff Single-Game Highs:**Tackles** - 7 at Green Bay (1/12/20)**Sacks** - 1 at Philadelphia (1/5/20)**Tackles for Loss** - 2 at Philadelphia (1/5/20)**Interceptions** - 1 vs. Oakland (1/7/17)**Passes Defensed** - 2 vs. Oakland (1/7/17)**TACKLES FOR LOSS, 2016-19**

During a four-season span from 2016 through 2019, Jadeveon Clowney totaled 60 tackles for loss during his time with the Houston Texans (2016-18) and Seattle Seahawks (2019). Only three NFL players had more tackles for loss than Clowney in that time period: **Aaron Donald** (77), **Chandler Jones** (67) and **Cameron Jordan** (67).

In 2017, the last time current Titans head coach **Mike Vrabel** was Clowney's defensive coordinator in Houston, Clowney posted a career-high 21 tackles for loss, which ranked second in the NFL behind Jones' 28 tackles for loss.

Most tackles for loss from 2016 to 2019:

Player	Tackles For Loss
1. Aaron Donald	77
2. Chandler Jones	67
Cameron Jordan	67
4. Jadeveon Clowney	60
5. Danielle Hunter	59
6. Michael Bennett	57
7. Calais Campbell	56
8. Von Miller	54
9. Brandon Graham	53
Joey Bosa	53

60 TFLs, 8 FFs, 150 QBPs

From 2016 through 2019, **Jadeveon Clowney** was one of only three NFL players with at least 60 tackles for loss, eight forced fumbles and 150 quarterback pressures, per Sportradar. The others on the list are **Aaron Donald** and **Chandler Jones**.

Players with at least 60 tackles for loss, eight forced fumbles and 150 quarterback pressures from 2016-19:

Player	Tackles For Loss	Forced Fumbles	Quarterback Pressures
Aaron Donald	77	13	225.0
Chandler Jones	67	17	183.0
Jadeveon Clowney	60	8	159.0

QUARTERBACK PRESSURES, 2018-19

From 2018 through 2019, **Jadeveon Clowney** totaled 78 quarterback pressures, per Sportradar—48 in 2018 and 30 in 2019. In that time period, he tied **Yannick Ngakoue** for the eighth-highest total in the NFL.

Most quarterback pressures from 2018-19 (per Sportradar):

Player	Quarterback Pressures
1. Aaron Donald	122
2. T.J. Watt	97
3. Khalil Mack	94
4. Cameron Jordan	93
5. J.J. Watt	86
6. Za'Darius Smith	85
7. Chandler Jones	80
8. Jadeveon Clowney	78
Yannick Ngakoue	78
10. Chris Jones	76

#40 - OLB KAMALEI CORREA**6-3, 241, 5th Year, Boise State**[Click for complete bio](#)

Outside linebacker **Kamalei Correa** (pronounced KAH-mah-lay kor-AY-uh) is in his fifth NFL season and his third campaign with the Titans in 2020. He was acquired in 2018 in a trade with the Baltimore Ravens.

In 2019, Correa appeared in every game and set career highs with five starts, 37 tackles, five sacks, seven tackles for loss, two passes defensed and one fumble recovery. His sack total tied for second on the team. He started all three postseason games and added two sacks.

In 2018, Correa played in 13 games in 2018 and established career bests with four starts, 27 tackles, 3.5 sacks, five quarterback pressures, four tackles for loss and one forced fumble (tied).

Correa was a second-round selection (42nd overall) by the Ravens in the 2016 NFL Draft. Over his first two years in the NFL, he played in 25 games, including four starts, and totaled 11 tackles, one forced fumble and eight special teams stops.

A native of Honolulu, Hawaii, Correa was an all-conference performer at Boise State, he totaled 27 starts and 40 games over his three-year college career. His collegiate statistics included 110 career tackles, 20 sacks, 31.5 tackles for loss and five forced fumbles.

Correa's Career Regular Season Statistics:

Year	Team	GP	GS	Tackle	Sack	TFL	QBP	Int	PD	FF	FR
2016	Bal	9	1	3	0.0	NA	NA	0	1	1	0
2017	Bal	16	3	8	0.0	NA	NA	0	1	0	0
2018	Ten	13	4	27	3.5	4	5	0	0	1	0
2019	Ten	16	5	37	5.0	2	7	0	2	0	1
2020	Ten	0	0	0	0.0	0	0	0	0	0	0
Totals		54	13	75	8.5	NA	NA	0	4	2	1

Correa's Career Postseason Statistics:

Year	Team	GP	GS	Tackle	Sack	TFL	QBP	Int	PD	FF	FR
2019	Ten	3	3	16	2.0	0	2	0	0	0	0
Totals		3	3	16	2.0	0	2	0	0	0	0

Correa's Regular Season Single-Game Highs:**Tackles** - 5 (Three times, last at Indianapolis 12/1/19)**Sacks** - 1 (Eight times, last at Houston 12/29/19)**Tackles for Loss** - 1 (Six times, last at Indianapolis 12/1/19)**Forced Fumbles** - 1 (Twice, last at N.Y. Giants 12/16/18)**Fumble Recovery** - 1 at Indianapolis (12/1/19)**Passes Defensed** - 1 (Four times, last vs. New Orleans 12/22/19)**Correa's Playoff Single-Game Highs:****Tackles** - 10 at Kansas City (1/19/20)**Sacks** - 1 (Twice, last at Kansas City 1/19/20)**Special Teams Tackles** - 1 at New England (1/4/20)

#58 - OLB HAROLD LANDRY III

6-2, 252, 3rd Year, Boston College

[Click for complete bio](#)

Outside linebacker **Harold Landry III** is in his third NFL season in 2020. He was selected by the Titans in the second round (41st overall) of the 2018 NFL Draft. The Titans traded up 16 spots in the second round (57 to 41) in order to take the former Boston College standout.

Landry started all 16 games in 2019 and led the Titans with nine sacks. His 28 quarterback pressures ranked second, and he added 81 tackles, four tackles for loss, one pass defended, one forced fumble and two fumble recoveries. He also started all three postseason games and registered a sack and a team-high eight quarterback pressures.

As a rookie in 2018, he played in 15 games with three starts. His 4.5 sacks tied for third place on the team, and he also tied for second on the defense with 18 quarterback pressures.

In 46 career games playing defensive end for Boston College, Landry totaled 160 tackles, 26 sacks, 47.5 tackles for loss, seven passes defended, 10 forced fumbles, one fumble recovery and one interception. His 26 career sacks were exceeded in school history by only Mathias Kiwanuka (37.5 from 2002-05).

As a senior in 2017, Landry played and started eight games before a season-ending ankle injury ended his year. He finished second on the team with five sacks and totaled 38 tackles, 8.5 tackles for loss and two passes defended.

In 2016, Landry set the school's single-season record with 16.5 sacks, which led the nation. He added seven forced fumbles, which also led the country, while his 22 tackles for loss ranked fifth nationally and ranked second all-time for the Eagles. His numerous honors included Walter Camp second-team All-America, AP second-team All-America and second-team All-ACC by the Atlantic Coast Sports Media Association and the league's head coaches.

He is a native of Spring Lake, N.C.

Landry's Career Regular Season Statistics:

Year	GP	GS	Tackle	Sack	TFL	QBP	Int	PD	FF	FR
2018	15	3	46	4.5	2	18	0	2	1	0
2019	16	16	81	9.0	4	28	1	1	1	2
2020	0	0	0	0.0	0	0	0	0	0	0
Totals	31	19	127	13.5	6	46	1	3	2	2

Landry's 2019/Career Postseason Statistics:


Year	GP	GS	Tackle	Sack	TFL	QBP	Int	PD	FF	FR
2019	3	3	8	1.0	1	8	0	1	0	0

Landry's Playoff Season Single-Game Highs:

Tackles - 5 at Baltimore (1/11/20)

Sacks - 1 at Baltimore (1/11/20)

Quarterback Pressures - 3 (Twice, last at Baltimore, 1/11/20)



2019 AFC SACK LEADERS

Titans second-year outside linebacker **Harold Landry III** tied for 10th place in the AFC with nine sacks during the 2019 regular season.

Most sacks in 2019 among AFC players:

Player	Team	Pos	Sacks
1. T.J. Watt	Pittsburgh Steelers	LB	14.5
2. Bud Dupree	Pittsburgh Steelers	LB	11.5
Joey Bosa	Los Angeles Chargers	DE	11.5
4. Justin Houston	Indianapolis Colts	DE	11.0
5. Josh Allen	Jacksonville Jaguars	DE	10.5
6. Maxx Crosby	Oakland Raiders	DE	10.0
Myles Garrett	Cleveland Browns	DE	10.0
8. Jordan Phillips	Buffalo Bills	DT	9.5
Matt Judon	Baltimore Ravens	LB	9.5
10. Harold Landry	Tennessee Titans	LB	9.0
Cameron Heyward	Pittsburgh Steelers	DT	9.0
Chris Jones	Kansas City Chiefs	DT	9.0
Carlos Dunlap	Cincinnati Bengals	DE	9.0

SACKS IN FIRST 25 GAMES

Titans outside linebacker **Harold Landry III** produced 11.5 career sacks in his first 25 career games, placing him in select company for defensive performance in the early stages of a career.

Since individual sacks became an official statistic in 1982, his sack total ranks third for the club among players in their first 25 NFL games.

The only previous Titans/Oilers players to record more sacks than Landry in their initial 25 NFL outings were former defensive end **Jevon Kearse** (17.5) and defensive lineman **Anthony Cook** (12.0).

Most sacks for the Titans/Oilers in a player's first 25 NFL games (1982-present):

Player	Seasons	Sacks
1. Jevon Kearse	1999-2000	17.5
2. Anthony Cook	1995-1997	12.0
3. Harold Landry III	2018-2019	11.5
4. Jason Jones	2008-2010	11.0
5. Jacob Ford	2008-2009	10.5
6. Carlos Hall	2002-2003	10.0
7. Zach Brown	2012-2013	8.5
Kenny Holmes	1997-1998	8.5
Travis LaBoy	2004-2005	8.5
10. Gary Walker	1995-1996	8.0

MORE TITANS OUTSIDE LINEBACKERS

50 - DERICK ROBERSON

6-3, 250, 2nd Year, Sam Houston State

➤ Roberson signed with the Titans as a rookie free agent on May 10, 2019.

➤ In 2019, Roberson played in three regular season games and totaled four tackles and three sacks. He also played in all three playoff games, adding two tackles, three quarterback pressures and one tackle for loss.

➤ He spent the first six games of his rookie season on the practice squad before being elevated to the 53-man roster on Oct. 19. He then spent the next four weeks on the practice squad before being re-signed to the 53-man roster on Nov. 26.

➤ Roberson appeared in 32 games with 20 starts over three seasons at Sam Houston State (2016-18) and totaled 123 tackles, 23 sacks, eight passes defended, one interception and seven forced fumbles.

➤ Transferred to Sam Houston State from Texas where he played one season as a redshirt freshman. He saw action in 10 contests at Texas and registered six tackles, two sacks and one forced fumble.

➤ He is a native of San Antonio, Texas.





TITANS CORNERBACKS

No.	Name	Ht	Wt	Exp	College
21	Butler, Malcolm	5-11	190	7	West Alabama
26	Fulton, Kristian	5-11	197	R	Louisiana State
25	Jackson, Adoree'	5-11	185	4	Southern California
35	Jackson, Chris	5-10	193	R	Marshall
33	Joseph, Johnathan	5-11	186	15	South Carolina
30	Milton, Chris	5-11	190	5	Georgia Tech

#21 - CB MALCOLM BUTLER

5-11, 190, 7th Year, West Alabama

[Click for complete bio](#)

Cornerback **Malcolm Butler** is in his seventh NFL season and his third campaign with the Titans in 2020. He was signed by the Titans as an unrestricted free agent on March 16, 2018.

Butler's 2019 season was cut short due to a wrist injury he suffered in the ninth game (Nov. 3 at Carolina). Until that point, he had 30 tackles, two interceptions, including one for a touchdown, and 10 passes defended.

In 2018, Butler led the Titans with 13 passes defended in his first season as a Titan and was second on the team with three interceptions, which included an interception return for a touchdown. He added 56 tackles, one sack, one quarterback pressure, three tackles for loss and one forced fumble in 16 games (11 starts).

Prior to his arrival in Tennessee, Butler spent the first four seasons of his career with the New England Patriots. During his time in New England, he appeared in 59 career regular season games with 48 starts and amassed 204 tackles, eight interceptions, 47 passes defended, four forced fumbles and two fumble recoveries.

Butler appeared in 11 career playoff games with seven starts with the Patriots. He started all three postseason contests on the Patriots' run to the Super Bowl LI title in 2016 and made the crucial, game-winning interception at the goal line in New England's Super Bowl XLIX victory over the Seattle Seahawks to conclude the 2014 campaign.

In 2017, he played in all 16 games during the regular season with 15 starts and amassed 60 tackles, two interceptions, a sack, 12 passes defended and three forced fumbles. He saw action in all three postseason games (two starts) and posted four tackles.

In 2016, Butler earned his second consecutive Pro Bowl invitation and was named Associated Press second-team All-Pro after starting all 16 regular season games and recording 63 tackles, one sack, a career-high four interceptions and 17 passes defended.

As a rookie free agent in 2014, Butler was involved in one of the most memorable plays in Super Bowl history. With 26 seconds remaining against the Seattle Seahawks in Super Bowl XLIX, he intercepted a pass intended for Ricardo Lockette at the goal line, preventing a go-ahead touchdown by the Seahawks and sealing New England's championship victory.

The Vicksburg, Miss., native was originally signed by the New England Patriots on May 19, 2014, following two seasons at the University of West Alabama, where he was a two-time first team All-Gulf South Conference selection at cornerback. He transferred to West Alabama from Hinds (Miss.) Community College.

Butler's Career Regular Season Statistics:

Year	Team	GP	GS	Tackle	Sack	TFL	QBP	Int	PD	FF	FR
2014	NE	11	1	14	0.0	NA	NA	0	3	0	0
2015	NE	16	16	67	0.0	NA	NA	2	15	0	0
2016	NE	16	16	63	1.0	NA	NA	4	17	1	2
2017	NE	16	15	60	1.0	NA	NA	2	12	3	0
2018	Ten	16	11	56	1.0	3	1	3	13	1	0
2019	Ten	9	9	30	0.0	0	0	2	10	0	0
2020	Ten	0	0	0	0.0	0	0	0	0	0	0
Totals		84	68	290	3.0	NA	NA	13	70	5	2

Butler's Career Postseason Statistics:

Year	Team	GP	GS	Tackle	Sack	TFL	QBP	Int	PD	FF	FR
2014	NE	3	0	4	0.0	NA	NA	1	3	0	0
2015	NE	2	2	12	0.0	NA	NA	0	3	0	0
2016	NE	3	3	11	0.0	NA	NA	0	1	0	0
2017	NE	3	2	10	0.0	NA	NA	0	1	0	0
2019	Ten	0	0			Injured Reserve					
Totals		11	7	37	0.0	NA	NA	1	8	0	0

Butler's Regular Season Single-Game Highs:

Tackles - 9 (Twice, last vs. Seattle 11/13/16)

Interceptions - 2 vs. N.Y. Jets (12/24/16)

Sacks - 1 (Twice, last vs. Buffalo 12/24/17)

Passes Defended - 4 vs. Cincinnati (10/16/16)

Forced Fumble - 1 (Five times, last vs. Philadelphia, 9/30/18)

Fumble Recoveries - 1 (Twice, last vs. N.Y. Jets 12/24/16)

Butler's Playoff Single-Game Highs:

Tackles - 7 at Denver (1/24/15)

Interceptions - 1 vs. Seattle (2/1/15)

Interception Long - 3 vs. Seattle (2/1/15)

Passes Defended - 3 vs. Seattle (2/1/15)

#25 - CB ADOREE' JACKSON

5-11, 185, 4th Year, Southern California

[Click for complete bio](#)

Cornerback **Adoree' Jackson** is in his fourth NFL season in 2020. He was selected by the Titans with the 18th overall pick in the first round of the 2017 NFL Draft.

Jackson played in 11 games with 10 starts in 2019 and totaled 40 tackles, two tackles for loss and seven passes defended. He missed five total contests due to injury, including the final four weeks of the regular season, and then returned to start all three postseason contests. His six passes defended during the playoffs led the squad.

In 2018, Jackson appeared in all 16 games for the second consecutive season with 13 starts. He set single-season career highs with 69 tackles and two interceptions. His 11 passes defended ranked second on the squad, and he added one quarterback pressure and three tackles for loss. He also handled the team's punt return duties, averaging 9.3 yards on 16 returns.

In 2017, Jackson was the first rookie cornerback for the team in the "Titans era" (1999–present) to record 16 starts. His 1,260 total plays (1,017 defensive snaps, 231 special teams snaps and 12 offensive snaps) ranked second in the NFL among all players behind only Arizona Cardinals safety **Tyrann Mathieu** (1,261).

Jackson's rookie defensive totals included a team-high 23 passes defended, 67 tackles, four tackles for loss, one quarterback pressures and three forced fumbles (tied for team lead). He ranked fifth in the NFL with 290 punt return yards (34 returns), ranked sixth in the NFL with a 23.1-yard kickoff return average (25 returns), and finished sixth with 868 combined kickoff return and punt return yards. He added 55 yards on five rushing attempts.

In three seasons at Southern California, Jackson appeared in 39 games with 36 starts. Although he was a starter at cornerback, he was a three-way threat, contributing as a returner and on offense. He scored 15 total touchdowns during his career in four different ways: via reception (6), interception (1), punt return (4) and kickoff return (4).

Jackson's career defensive totals with the Trojans included 139 tackles, 29 passes defended, six interceptions, six stops for loss, three fumble recoveries and two forced fumbles.

As a return specialist, Jackson notched 79 kickoff returns for 2,141 yards with four touchdowns and 46 punt returns for 578 yards with four touchdowns. He tied two NCAA records with his eight career touchdowns on kick/punt returns and nine touchdowns on all runbacks. He also set Southern California career records for kickoff returns and kickoff return yards.

As a junior in 2016, Jackson was awarded the Jim Thorpe Award as the nation's top defensive back. Additionally, he was a consensus All-American, the 2016 Pac-12 Defensive Player of the Year, a team captain and the team MVP (the first Trojan to repeat as team MVP since 2004-05), and he earned first-team All-Pac-12 honors at two different positions (defensive back and return specialist). He started all 13 games at cornerback and



#33 - CB JOHNATHAN JOSEPH

5-11, 186, 15th Year, South Carolina

[Click for complete bio](#)



Cornerback **Johnathan Joseph** is in his 15th NFL season and his first campaign with the Titans in 2020. He was signed by the Titans as a free agent on May 6, 2020.

A two-time Pro Bowl selection (2012-13), Joseph appeared in 200 total games for the Cincinnati Bengals (2006-10) and Houston Texans (2011-19) in 14 seasons prior to his arrival in Tennessee. His career totals during that time included 750 tackles, 31 interceptions, eight touchdown returns, seven forced fumbles and five fumble recoveries.

At the end of the 2019 campaign, Joseph ranked fourth among active NFL players with 31 career interceptions and led all active NFL cornerbacks with 750 career tackles. He also led all NFL players over a 20-year span (2000-2019) in passes defended (194).

In 2019, his final season with the Texans, he recorded 51 tackles and one interception in 14 games. It marked his 11th consecutive season with at least 11 starts.

The Rock Hill, S.C., native played two years (2004-05) at the University of South Carolina after starting his college career at Coffeyville (Kan.) Community College.

He was originally drafted by the Bengals in the first round (24th overall) of the 2006 NFL Draft.

led the team with five interceptions, 11 passes defended and two fumble recoveries. He scored twice on kickoff returns, twice on punt returns and once on offense.

A native of East St. Louis, Ill., Jackson also made his name as a world-class track athlete. He was a long jumper and sprinter on USC's track team in 2015 and 2016, winning the Pac-12 outdoor long jump title both years (and placing second in the Pac-12 100 meters in 2016) and earning All-American status both years after twice placing fifth in the NCAA long jump. He also placed 10th in the long jump in the U.S. Olympic Trials.

Jackson's Career Regular Season Defensive Statistics:

Year	Team	GP	GS	Tackle	Sack	TFL	QBP	Int	PD	FF	FR
2017	Ten	16	16	67	0.0	4	1	0	23	3	0
2018	Ten	16	13	69	0.0	3	1	2	11	0	0
2019	Ten	11	10	40	0.0	2	0	0	7	0	0
2020	Ten	0	0	0	0.0	0	0	0	0	0	0
Totals		43	39	176	0.0	9	2	2	41	3	0

Jackson's Career Regular Season Punt/Kickoff Return Statistics:

Year	Team	PR	Yds	Avg	Lg	TD	KR	Yds	Avg	Lg	TD
2017	Ten	34	290	8.5	46	0	25	578	23.1	57	0
2018	Ten	16	148	9.3	26	0	0	0	0.0	0	0
2019	Ten	3	26	8.7	17	0	2	23	11.5	23	0
2020	Ten	0	0	-	-	0	0	0	-	-	0
Totals		53	464	8.8	46	0	27	601	22.3	57	0

Jackson's Career Postseason Defensive Statistics:

Year	Team	GP	GS	Tackle	Sack	TFL	QBP	Int	PD	FF	FR
2017	Ten	2	2	7	0.0	0	0	0	3	0	0
2019	Ten	3	3	9	0.0	0	0	0	6	0	0
Playoff Totals		5	5	16	0.0	0	0	0	9	0	0

Jackson's Career Postseason Punt/Kickoff Return Statistics:

Year	Team	PR	Yds	Avg	Lg	TD	KR	Yds	Avg	Lg	TD
2017	Ten	4	18	4.5	13	0	6	126	21.0	25	0
2019	Ten	0	0	-	-	0	0	0	-	-	0
Playoff Totals		4	18	4.5	13	0	6	126	21.0	25	0

Jackson's NFL Regular Season Single-Game Highs:

Tackles - 10 vs. Jacksonville (11/24/19)
Interceptions - 1 (Twice, last at Buffalo, 10/7/18)
Pass Defensed - 4 vs. Baltimore (11/5/17)
Punt returns - 5 vs. Seattle (9/24/17)
Punt return yards - 55 at Jacksonville (9/17/17)
Long punt return - 46 at Jacksonville (9/17/17)
Kickoff returns - 5 at Pittsburgh (11/16/17)
Kickoff return yards - 109 vs. L.A. Rams (12/24/17)
Long kickoff return - 57 vs. L.A. Rams (12/24/17)

Jackson's NFL Playoff Single-Game Highs:

Tackles - 4 (Twice, last at Kansas City, 1/19/20)
Pass Defensed - 4 at Baltimore (1/11/20)
Punt returns - 3 at Kansas City (1/6/18)
Punt return yards - 18 at Kansas City (1/6/18)
Long punt return - 13 at Kansas City (1/6/18)
Kickoff returns - 4 at New England (1/13/18)
Kickoff return yards - 83 at New England (1/13/18)
Long kickoff return - 25 at New England (1/13/18)

Joseph's Career Regular Season Statistics:

Year	Team	GP	GS	Tackle	Sack	TFL	QBP	Int	PD	FF	FR
2006	Cin	16	9	57	0.0	0	1	0	20	0	1
2007	Cin	15	14	58	0.0	0	0	4	15	0	0
2008	Cin	8	7	42	0.0	1	0	1	13	1	1
2009	Cin	16	16	69	0.0	2	0	6	20	1	0
2010	Cin	12	12	42	0.0	2	0	3	8	0	0
2011	Hou	15	15	44	0.0	2	0	4	15	1	0
2012	Hou	14	14	57	0.0	0	0	2	10	0	0
2013	Hou	15	15	47	0.0	1	1	3	16	0	0
2014	Hou	16	16	75	0.0	1	0	2	11	2	2
2015	Hou	16	16	58	0.0	1	0	1	22	1	1
2016	Hou	13	11	45	0.0	0	0	0	9	1	0
2017	Hou	16	16	47	0.0	2	0	2	9	0	0
2018	Hou	14	14	58	0.0	1	0	2	13	0	0
2019	Hou	14	11	51	0.0	0	0	1	13	0	0
2020	Ten	0	0	0	0.0	0	0	0	0	0	0
Totals		200	186	750	0.0	13	2	31	194	7	5

Joseph's Career Postseason Statistics:

Year	Team	GP	GS	Tackle	Sack	TFL	QBP	Int	PD	FF	FR
2009	Cin	1	1	5	0.0	0	0	0	0	0	0
2011	Hou	2	2	8	0.0	1	0	1	5	0	0
2012	Hou	2	2	10	0.0	0	0	1	2	0	0
2015	Hou	1	1	2	0.0	0	0	0	0	0	0
2016	Hou	2	2	14	0.0	0	0	0	3	0	0
2018	Hou	1	1	6	0.0	0	0	0	0	0	0
2019	Hou	1	0	0	0.0	0	0	0	0	0	0
Totals		10	9	45	0.0	1	0	2	10	0	0

Joseph's Regular Season Single-Game Highs:

Tackles - 15 vs. Jacksonville (11/2/08)
Interceptions - 2 (Twice, last vs. Cleveland 10/15/17)
Interception Return Yards - 85 vs. Cleveland (10/15/17)
Passes Defensed - 5 (Twice, last vs. Tampa Bay 9/27/15)
Tackles for Loss - 1 (13 times, last vs. Tennessee 11/26/18)
Forced Fumble - 2 at Oakland (9/14/14)
Fumble Recovery - 1 (Five times, last at Miami 10/25/15)
Special Teams Tackles - 3 vs. St. Louis (12/9/07)

Joseph's Playoff Single-Game Highs:

Tackles - 10 vs. Oakland (1/7/17)
Interceptions - 1 (Twice, last vs. Cincinnati 1/5/13)
Interception Return Yards - 14 vs. Cincinnati (1/5/13)
Passes Defensed - 3 (Twice, last vs. Oakland 1/7/17)
Tackles for Loss - 1 vs. Cincinnati (1/7/12)

INTs BY ACTIVE PLAYERS THROUGH '19

Through 2019, **Johnathan Joseph** recorded 31 career interceptions in 14 NFL seasons. His total ranked fourth in the NFL among active players behind only **Richard Sherman** (35), **Aqib Talib** (35) and **Tramon Williams** (34).

Most interceptions among active players at the end of the 2019 season:

Player	Career Interceptions
1. Richard Sherman	35
Aqib Talib	35
3. Tramon Williams	34
4. Johnathan Joseph	31
5. Mike Adams	30
Dominique Rodgers-Cromartie	30
Earl Thomas	30
8. Eric Weddle	29
9. Joe Haden	27
Marcus Peters	27

PASSES DEFENSED, 2000-2019

Over a 20-year period from 2000 through 2019, no NFL player produced more passes defended than **Johnathan Joseph**, who had a total of 194 in that time period. Joseph entered the NFL in 2006 with the Bengals, and after five seasons in Cincinnati, he played for the Houston Texans from 2011-19.

Most total passes defended from 2000-2019:

Player	Passes Defended
1. Johnathan Joseph	194
2. Champ Bailey	187
3. Terence Newman	183
4. Ronde Barber	179
5. Charles Woodson	168
6. Asante Samuel	164
7. Tramon Williams	152
8. Sheldon Brown	146
Dominique Rodgers-Cromartie	146
10. Nate Clements	144

JOSEPH'S CAREER TOUCHDOWNS

Date	Team	Opp	Return Category	Yards
10/21/07	Cincinnati	N.Y. Jets	Interception Return	42
9/7/08	Cincinnati	at Baltimore	Fumble Return	65
9/27/09	Cincinnati	Pittsburgh	Interception Return	30
11/21/10	Cincinnati	Buffalo	Interception Return	21
10/21/12	Houston	Baltimore	Interception Return	52
11/23/14	Houston	Cincinnati	Interception Return	60
10/15/17	Houston	Cleveland	Interception Return	82
10/14/18	Houston	Buffalo	Interception Return	28

MORE TITANS CORNERBACKS

26 - CB KRISTIAN FULTON

5-11, 197, Rookie, Louisiana State

➤ The Titans selected Kristian Fulton with the 61st overall pick in the second round of the 2020 NFL Draft.

➤ The New Orleans, La., native was a two-year starter at Louisiana State. He appeared in 28 games with 25 starts and finished his career with 65 tackles, 25 passes defended and two interceptions.

➤ As a senior in 2019, he started all 15 games and posted 38 tackles, one tackle for loss, 15 passes defended and one interception. He was recognized with second-team All-SEC honors from the Associated Press.

➤ In his final collegiate game, Fulton helped LSU secure a National Championship victory over Clemson with a career-high six tackles and one pass defended.



35 - DB CHRIS JACKSON

5-10, 193, Rookie, Marshall

➤ The Tallahassee, Fla., native was selected by the Titans in the seventh round (243rd overall) of the 2020 NFL Draft.

➤ During a four-year career at Marshall, he started 48 games and posted 189 tackles, 6.5 tackles for loss, two sacks, seven interceptions with one returned for a touchdown, 45 passes defended and two fumble recoveries with one returned for a score for the Thundering Herd.

➤ Jackson's 45 passes defended rank first in Marshall history and his 48 career starts rank 14th in program history. He earned all-conference recognition in all four of his collegiate seasons.

➤ Jackson earned all-Conference USA recognition each year of his collegiate career, including first-team all-conference as a senior in 2019 after recording a team-high 11 passes defended.



30 - CB CHRIS MILTON

5-11, 190, 5th Year, Georgia Tech

➤ Milton was claimed by the Titans off waivers from the Colts on Sept. 2, 2019.

➤ The Folkstown, Ga., native excelled on special teams during his first four NFL campaigns.

➤ He was limited to six games during his first season in Tennessee (2019) due to injuries. He totaled five special teams tackles before being placed on injured reserve.

➤ The Georgia Tech product appeared in 35 games for the Colts from 2016-18 and notched 15 special teams tackles and two forced fumbles on coverage units.

➤ In 2018, Milton played in 15 games for the Colts and posted three tackles, seven special teams stops and one fumble recovery. He saw action in both postseason games and contributed on special teams with two tackles and one forced fumble.

➤ In 2017, Milton appeared in 14 games and recorded four tackles and one fumble recovery while adding five special teams tackles.

➤ Milton was originally signed by the Indianapolis Colts as a rookie free agent on May 3, 2016 and spent time on the practice squad and active roster.

➤ He played in 53 games with 33 starts at Georgia Tech and collected 96 tackles, three tackles for loss, a forced fumble, 14 passes defended and five interceptions with two returned for touchdowns. He finished his career with seven blocked kicks. Also recorded four kickoff returns for 44 yards and two punt returns for 39 yards.





TITANS SAFETIES

No.	Name	Ht	Wt	Exp	College
31	Byard, Kevin	5-11	212	5	Middle Tennessee St.
29	Cruikshank, Dane (IR)	6-1	209	3	Arizona
37	Hooker, Amani	5-11	210	2	Iowa
46	Kalu, Joshua	6-0	203	2	Nebraska
24	Vaccaro, Kenny	6-0	214	8	Texas

#31 - S KEVIN BYARD

5-11, 212, 5th Year, Middle Tennessee State

[Click for complete bio](#)

Safety **Kevin Byard** is in his fifth NFL season in 2020. He was selected by the Titans in the third round (64th overall) of the 2016 NFL Draft.

From 2017 through 2019, no NFL player had more interceptions than Byard, who had 17. His 2019 totals included a team-leading five interceptions, 10 passes defended, 91 tackles, one quarterback pressure and two tackles for loss. He started all 16 regular season games for the third consecutive season. In three postseason games, he added 20 tackles and one interception.

In 2018, Byard finished with a team-leading four interceptions, 10 passes defended, 96 tackles and two sacks in 16 games (all starts). He also completed a touchdown pass on a memorable fake punt to help defeat the Houston Texans (Sept. 16).

Byard experienced a breakthrough second-year season in 2017. He was named to the Pro Bowl and earned first-team Associated Press All-Pro honors after tying Detroit's **Darius Slay** for the NFL lead with eight interceptions. He added a pair of fumble recoveries to pace the league with 10 total takeaways.

As a rookie in 2016, Byard played in every game, starting the final seven contests at free safety. His 63 tackles were the most by a Titans rookie safety since **Tank Williams'** 69 tackles in 2002. He also ranked second on the squad with 10 special teams tackles.

During a four-year career at Middle Tennessee State University, he appeared in 49 games and notched 46 starts at safety while becoming one of the most prolific defenders in school history. He set school records with 19 career interceptions, 377 interception return yards and four interception returns for touchdowns, and he finished sixth in MTSU history with 312 career tackles. In total, he had a hand in 25 turnovers (19 interceptions, five forced fumbles and one fumble recovery) during his career and added 17 career passes defended and five tackles for loss. He was twice named

first-team All-Conference USA.

As a senior in 2015, Byard appeared in 12 games with nine starts as a permanent team captain and was named first-team All-Conference USA for the second consecutive year. He ranked fourth on the team with 66 tackles and led the squad with four interceptions and six additional pass breakups.

The Lithonia, Ga., native set a career high in college with six interceptions as a junior and forced two fumbles the same season.

Byard's Career Regular Season Statistics:

Year	GP	GS	Tackle	Sack	TFL	QBP	Int	PD	FF	FR
2016	16	7	63	1.0	5	3	0	4	0	0
2017	16	16	87	0.0	4	3	8	18	0	2
2018	16	16	96	2.0	0	4	4	10	0	0
2019	16	16	91	0.0	2	1	5	10	0	0
2020	0	0	0	0.0	0	0	0	0	0	0
Totals	64	55	337	3.0	11	11	17	42	0	2

Byard's Career Postseason Statistics:

Year	GP	GS	Tackle	Sack	TFL	QBP	Int	PD	FF	FR
2017	2	2	16	0.0	0	0	0	0	0	0
2019	3	3	20	0.0	0	0	1	1	0	0
Totals	5	5	36	0.0	0	0	1	1	0	0

Byard's Regular Season Single-Game Highs:

Tackles - 16 vs. Washington (12/22/18)

Sacks - 1 (Three times, last at N.Y. Giants, 12/16/18)

Tackles For Loss - 2 (Twice, last at Miami, 10/8/17)

Interceptions - 3 at Cleveland (10/22/17)

Passes Defended - 3 (Twice, vs. Baltimore, 11/5/17)

Byard's Playoff Single-Game Highs:

Tackles - 11 at Baltimore (1/11/20)

Interceptions - 1 at Baltimore (1/11/20)

MOST INTERCEPTIONS FROM 2017-2019

Since the beginning of the 2017 campaign, Titans safety **Kevin Byard** leads the NFL lead with 17 interceptions.

Most interceptions from 2017-2019:

Player	Position	Interceptions
1. Kevin Byard	S	17
2. Marcus Peters	CB	13
Darius Slay	CB	13
4. Xavien Howard	CB	12
Kyle Fuller	DB	12
Tre'Davious White	CB	12
7. Tre Boston	S	11
Jordan Poyer	S	11
Harrison Smith	S	11
10. (five tied)		10

2019 NFL INTERCEPTION LEADERS

Titans safety **Kevin Byard** tied for fourth place in the NFL with five interceptions in 2019.

Most interceptions in 2019:

Player	Interceptions
1. Stephon Gilmore	6
Anthony Harris	6
Tre'Davious White	6
4. Kevin Byard	5
J.C. Jackson	5
Devin McCourty	5
Janoris Jenkins	5
Marcus Peters	5
Minkah Fitzpatrick	5
Darius Leonard	5
Kevin King	5
Joe Haden	5



INTERCEPTIONS IN FIRST FOUR SEASONS

Titans safety **Kevin Byard** totaled 17 interceptions from the time he entered the NFL in 2016 as a third-round draft pick through 2019. Since the 1970 NFL-AFL merger, his total ranked second among all franchise players in their first four seasons.

Most interceptions in a Titans/Oilers player's first four seasons, 1970–2019:

Player (Position)	First Four Seasons	Interceptions
1. Mike Reinfeldt (S)	1976–1979	19
2. Kevin Byard (S)	2016–2019	17
3. Andre Dyson (CB)	2001–2004	16
4. Michael Griffin (S)	2007–2010	15
5. Cris Dishman (CB)	1988–1991	14
Samari Rolle (CB)	1998–2001	14

Among all active NFL players in 2019, only two had more interceptions than Byard in their first four NFL seasons: **Richard Sherman** and **Marcus Peters**.

Active NFL players with the most interceptions their first four NFL seasons:

Player (Position)	First Four Seasons	Interceptions
1. Richard Sherman (CB)	2011–2014	24
2. Marcus Peters (CB)	2015–2018	22
3. Kevin Byard (S)	2016–2019	17
Aqib Talib (CB)	2008–2011	17
5. Devin McCourty (S)	2010–2013	15
Earl Thomas (S)	2010–2013	15
Patrick Peterson (CB)	2011–2014	15
Trumaine Johnson (CB)	2012–2015	15

SEASON INTERCEPTIONS, TEAM HISTORY

Kevin Byard recorded a team-high eight interceptions in 2017. His total tied for seventh in franchise history and was the highest by any franchise player since Oilers cornerback **Rishard Johnson** picked off eight passes in 1990.

Most interceptions in a season, franchise history:

Player	Season	Position	Interceptions
1. Mike Reinfeldt	1979	S	12
Fred Glick	1963	S	12
3. Miller Farr	1967	CB	10
4. Ken Houston	1971	S	9
W.K. Hicks	1965	CB	9
Jim Norton	1961	S	9
7. Kevin Byard	2017	S	8
Richard Johnson	1990	CB	8
Pete Jaquess	1964	CB	8
Jim Norton	1962	S	8
Tony Banfield	1961	CB	8

2017 NFL INTERCEPTION LEADERS

Titans safety **Kevin Byard** tied for the NFL lead with eight interceptions in 2017, his second NFL season. He shared the top of the leaderboard with Detroit Lions cornerback **Darius Slay**.

Most interceptions in 2017:

Player	Team	Position	Interceptions
1. Kevin Byard	Tennessee	S	8
Darius Slay	Detroit	CB	8
3. Eric Weddle	Baltimore	S	6
A.J. Bouye	Jacksonville	CB	6
5. Micah Hyde	Buffalo	S	5
Jordan Poyer	Buffalo	S	5
Antoine Bethea	Arizona	S	5
Marcus Peters	Kansas City	CB	5
Marshon Lattimore	New Orleans	CB	5
Tre Boston	LA Chargers	S	5
Harrison Smith	Minnesota	S	5

2017 TAKEAWAY LEADERS

Kevin Byard tied for the NFL interception lead in 2017. His eight interceptions matched Detroit cornerback **Darius Slay's** total for the most in the league.

Additionally, Byard recorded two fumble recoveries on defense. His 10 total defensive takeaways were the most in the NFL.

Slay ranked second with nine takeaways, while Kansas City cornerback **Marcus Peters** tied Baltimore safety **Eric Weddle** for third place with seven takeaways.

Most total defensive takeaways in 2017:

Player	Team	Interceptions	Def. Fumble Recoveries	Total Takeaways
1. Kevin Byard	Ten	8	2	10
2. Darius Slay	DeT	8	1	9
3. Marcus Peters	KC	5	2	7
Eric Weddle	Bal	6	1	7
5. A.J. Bouye	Jax	6	0	6
Jordan Poyer	Buf	5	1	6
Casey Hayward	LAC	4	2	6
Tre'Davious White	Buf	4	2	6
9. (14 tied)				5

INTERCEPTIONS IN A GAME, TEAM HISTORY

With three interceptions at Cleveland on Oct. 22, 2017, safety **Kevin Byard** tied a franchise record and became the ninth player in franchise history to record three interceptions in a regular season game.

Byard became the first NFL player in 2017 to record three interceptions in a game and the first NFL player to do so since Philadelphia Eagles safety **Kurt Coleman** at Washington on Oct. 16, 2011. He was the first Titans player to record three interceptions in a game since linebacker **Keith Bulluck** accomplished the feat at New Orleans on Monday night, Sept. 24, 2007.

Most interceptions in a game, franchise history:

Player (Pos)	Date	Opp	Int	Yds	Avg	TD
1. Kevin Byard (S)	10/22/17	Cle	3	60	20.0	0
Keith Bulluck (LB)	9/24/07	NO	3	51	17.0	0
Samari Rolle (CB)	12/26/99	Jac	3	66	22.0	0
Marcus Robertson (S)	11/21/93	Cle	3	69	23.0	0
Willie Alexander (CB)	11/14/71	Oak	3	40	13.3	0
Ken Houston (S)	10/24/71	Pit	3	28	9.3	0
Miller Farr (CB)	10/15/67	NYJ	3	128	42.7	1
W.K. Hicks (CB)	10/31/65	Buf	3	50	16.7	0
Jim Norton (S)	12/2/62	Den	3	22	7.3	0

PLAYERS WITH INTERCEPTION & TD PASS

In a victory over the Houston Texans on Sept. 16, 2018, **Kevin Byard** completed a 66-yard touchdown pass to defensive back **Dane Cruikshank**.

Byard became the first defensive player in franchise history to record a touchdown pass, while Cruikshank became the first defensive player in team annals to record a touchdown reception. Additionally, Byard's touchdown pass was the longest by a defensive player in the Super Bowl era. The previous long was held by Los Angeles Rams defensive back **Ed Meador**, who had an 18-yard touchdown pass at Atlanta on Nov. 19, 1967.

Byard, who tied for the NFL lead in 2017 with eight interceptions, also became only the fifth player in the Super Bowl era to throw at least one touchdown pass and record at least one career interception.

NFL players in the Super Bowl era with at least one career interception and one career touchdown pass (1966 through 2018):

Player	NFL Seasons	Career Pass TDs	Career Interceptions
Kevin Byard	2016–2018	1	12
Randy Moss	1998–2012	2	1
Tom Myers	1972–1981	1	36
Eddie Meador	1966*–1970	1	26
Paul Krause	1966*–1979	1	63

* Meador played from 1959–1970; Krause played from 1964–1979

FIVE INTERCEPTIONS IN TWO GAMES

On Oct. 22, 2017 at Cleveland, Titans safety **Kevin Byard** registered three interceptions. The following game, on Nov. 5, 2017 against Baltimore, Byard tallied two interceptions to become the first player in franchise history to record five interceptions in a two-game span.

Prior to Byard, the last NFL player to accomplish the feat was Washington Redskins cornerback **DeAngelo Hall** in 2010. On Oct. 24, 2010, Hall intercepted four passes at Chicago, and seven days later at Detroit, Hall picked off another pass.

Byard became only the fifth player since the 1970 AFL-NFL merger with five interceptions over two games. In addition to Byard and Hall, the others were Patriots cornerback **Mike Haynes** in 1976, Packers cornerback **Willie Buchanon** in 1978 and Chiefs cornerback **Albert Lewis** in 1985.

Most interceptions in a two-game span, 1970–2017:

Player	Team	Season	Interceptions in Two Games
1. Kevin Byard	Ten	2017	5
DeAngelo Hall	Was	2010	5
Albert Lewis	KC	1985	5
Willie Buchanon	GB	1978	5
Mike Haynes	NE	1976	5

#24 - S KENNY VACCARO

6-0, 214, 8th Year, Texas

[Click for complete bio](#)

Safety **Kenny Vaccaro** is in his eighth NFL season and his third campaign with the Titans in 2020. He was signed as a free agent on Aug. 4, 2018.

In 2019, Vaccaro started all 16 regular season games for the second time in his career and for the first time since 2015. He ranked fourth on the Titans with 104 tackles and added one sack, one quarterback pressure, one tackle for loss, one interception, five passes defended and seven special teams tackles. He also started all three postseason games and tallied 19 tackles and an interception.

Vaccaro recorded 13 starts in 13 games during his first year in Tennessee. He finished with 70 tackles, two sacks, three quarterback pressures, four tackles for loss, one interception and five passes defended.

Vaccaro (6-0, 214) joined the Titans after five years as a starter with the New Orleans Saints. In 68 career games with 67 starts in New Orleans, he totaled 482 tackles, eight interceptions, 7.5 sacks, five forced fumbles and three fumble recoveries.

In 2017, Vaccaro started 12 games at strong safety and recorded three interceptions, seven passes defended, 60 tackles, 1.5 sacks and one fumble recovery. He tallied three total interceptions in a three-game stretch from Weeks 3-6. He missed four total games due to injury, including spending the final two weeks of the campaign on injured reserve.

In 2016, Vaccaro started 11 games at strong safety and totaled 80 tackles (56 solo), one sack, six passes defended, two forced fumbles, one fumble recovery, two interceptions and a special teams stop.

Vaccaro was named to the PFWA and Bleacher Report All-Rookie teams in 2013, and in 2014 he won the Jim Finks Good Guy Award for cooperation with the New Orleans media.

The Brownwood, Texas, native was selected by the Saints in the first round (15th overall) of the 2013 NFL Draft.

During his time at the University of Texas, Vaccaro appeared in 51 games with 32 starts and totaled 264 tackles and five interceptions. He earned first-team All-American honors as a senior and All-Big 12 first-team recognition from league coaches in each of his final two years. The versatile defender played four different positions including both safety spots for the Longhorns.



Vaccaro's Career Regular Season Statistics:

Year	Team	GP	GS	Tackle	Sack	TFL	QBP	Int	PD	FF	FR
2013	NO	14	14	93	1.0	NA	NA	1	6	1	0
2014	NO	15	14	113	1.0	NA	NA	2	5	0	0
2015	NO	16	16	136	3.0	NA	NA	0	5	2	1
2016	NO	11	11	80	1.0	NA	NA	2	6	2	1
2017	NO	12	12	60	1.5	NA	NA	3	7	0	1
2018	Ten	13	13	70	2.0	4	3	1	5	0	0
2019	Ten	16	16	104	1.0	1	1	1	5	0	0
2020	Ten	0	0	0	0.0	0	0	0	0	0	0
Totals		97	96	656	10.5	NA	NA	10	39	5	3

Vaccaro's Career Postseason Statistics:

Year	Team	GP	GS	Tackle	Sack	TFL	QBP	Int	PD	FF	FR
2013	NO	0	0				Injured Reserve				
2019	Ten	3	3	19	0.0	1	0	1	2	0	0
Totals		3	3	19	0.0	1	0	1	2	0	0

Vaccaro's Regular Season Single-Game Highs:

Tackles - 16 (Twice, last at Houston, 11/29/15)
Interceptions - 1 (10 times, last vs. Houston, 12/15/19)
Sacks - 2 vs. Jacksonville (12/27/15)
Forced Fumble - 1 (Five times, last at San Francisco, 11/6/16)
Fumble Recovery - 1 (Three times, last vs. Detroit, 10/15/17)
Passes Defended - 3 vs. Detroit (10/15/17)

Vaccaro's Playoff Single-Game Highs:


Tackles - 7 (Twice, last at Baltimore, 1/11/20)
Interceptions - 1 at Baltimore (1/11/20)

MORE TITANS SAFETIES

29 - DB DANE CRUIKSHANK

6-1, 209, 3rd Year, Arizona

- The Chino Hills, Calif., native was selected by the Titans in the fifth round (152nd overall) of the 2018 NFL Draft.
- From 2018-19, Cruikshank tallied 18 special teams tackles which ranked second on the squad.
- In 2019, Cruikshank totaled a career-high 10 special teams tackles, which ranked second on the team, and blocked one extra point and one field goal. He saw action as a reserve in all 16 games and all three postseason contests. He tied for the team lead in special teams tackles four times in 2019.
- In 2018, he scored his first career touchdown with a 66-yard reception on a fake punt against Houston (9/16) and was named AFC Special Teams Player of the Week.
- During a two-year career at Arizona (2016-2017), he started all 25 games at 'spur' safety and cornerback. Cruikshank recorded 135 tackles, 1.5 sacks, seven tackles for loss, 17 passes defended, one forced fumble and intercepted five passes for 68 yards



37 - DB AMANI HOOKER

5-11, 210, 2nd Year, Iowa

- The Minneapolis, Minn., native was selected by the Titans in the fourth round (116th overall) of the 2019 NFL Draft.
- In 2019, Hooker played as a reserve safety in all 16 games as a rookie and collected 13 tackles while ranking third on the team with eight special teams tackles.
- During a three-year career at Iowa, he played in 36 games with 19 starts and totaled 125 tackles, six interceptions, a sack, 3.5 tackles for loss and nine passes defended. He declared for the NFL Draft following his junior campaign.
- As a junior in 2018, Hooker received the Tatum-Woodson award given to the best defensive back in the Big Ten.



46 - DB JOSHUA KALU

6-0, 203, 2nd Year, Nebraska

- The Houston, Texas, native was signed by the Titans as an undrafted free agent on May 11, 2018 and has spent time on the practice squad and active roster.
- In Week 10 of 2019 against Kansas City, Kalu secured the victory by coming off the edge and blocking Harrison Butker's potential game-tying 52-yard field goal as time expired.
- In 2018, made his NFL debut and appeared in five games during his rookie season.
- Played in 48 games with 37 starts at cornerback and safety over four seasons at Nebraska. Totaled 215 tackles, two sacks, 27 passes defended, seven interceptions for 78 yards and a score, three forced fumbles and one fumble recovery. His 27 passes defended rank tied for seventh in Cornhusker history and his 215 career tackles rank fifth all-time among Nebraska defensive backs and among the top 30 overall tacklers in Cornhusker history.



TITANS SPECIALISTS

PUNTERS

No.	Name	Ht	Wt	Exp	College
6	Kern, Brett	6-2	214	13	Toledo

KICKERS

No.	Name	Ht	Wt	Exp	College
3	Gostkowski, Stephen	6-1	215	15	Memphis

LONG SNAPPERS

No.	Name	Ht	Wt	Exp	College
48	Brinkley, Beau	6-4	260	9	Missouri

#48 - LS BEAU BRINKLEY

6-4, 260, 9th Year, Missouri

[Click for complete bio](#)



Long snapper **Beau Brinkley** is in his ninth NFL season in 2020. He was signed by the Titans as an undrafted free agent on May 4, 2012.

In his first eight seasons, Brinkley never missed a game and handled all of the team's long snapping duties in that time period.

In 2019, he registered three special teams tackles while helping punter **Brett Kern** earn his third consecutive Pro Bowl appearance. Kern also was named first-team Associated Press All-Pro.

In 2018, Brinkley posted five special teams tackles and helped Kern get to his second consecutive Pro Bowl. Kicker **Ryan Succop** convert 26 of his 30 field goal attempts.

In 2017, Brinkley's efforts helped punter Kern earn Pro Bowl and second-team Associated Press All-Pro honors while setting new franchise records for gross punting and net punting average.

In 2016, Brinkley helped Succop make 22 of his 24 field goal attempts, with the only misses coming from 51 and 58 yards. Succop's 91.7 percent rate ranked third in the NFL in 2016 behind only **Justin Tucker** (97.4) and **Matt Bryant** (91.9).

In 2014, he Brinkley tied for third on the team with a career-high 10 special teams tackles.

The Kearney, Mo., native spent four seasons as Missouri's long snapper after joining the team as a preferred walk-on. Appeared in 50 career games during his time at Missouri.

Brinkley's Career Regular Season Statistics:

Year	Team	GP	GS	SpT Tackles
2012	Ten	16	0	6
2013	Ten	16	0	6
2014	Ten	16	0	10
2015	Ten	16	0	7
2016	Ten	16	0	6
2017	Ten	16	0	2
2018	Ten	16	0	5
2019	Ten	16	0	3
2020	Ten	0	0	0
NFL Totals		128	0	45

Brinkley's Career Postseason Statistics:

Year	Team	GP	GS	SpT Tackles
2017	Ten	2	0	1
2019	Ten	3	0	1
Totals		5	0	2

#3 - K STEPHEN GOSTKOWSKI

6-1, 215, 15th Year, Memphis

[Click for complete bio](#)

Kicker **Stephen Gostkowski** (pronounced gost-COW-ski) is in his 15th NFL season and his first campaign with the Titans in 2020. He was signed by the Titans as a free agent on Sept. 3, 2020.

After entering the NFL as a fourth-round pick by the New England Patriots in 2006, he spent the next 14 years with the club, earning four Pro Bowl selections (2008, 2013-15) and three Super Bowl championships (2014, 2016, 2018). He became the franchise's leading scorer with 1,775 career points over 204 games.

In his first 14 seasons, he made 374 of his 428 field goal attempts. At the end of the 2019 season, his 87.4 percent success rate on field goals made him the fifth-most accurate kicker in NFL history.

Gostkowski also scored 205 points in the postseason for the Patriots to rank second in NFL history in playoff scoring.

One of his finest statistical seasons came in 2017, when he scored 156 points, made 37 of 40 field goal attempts and made a career-long 62-yard field goal.

In 2019, he was limited to four games before being placed on injured reserve. He made seven of his eight field goal attempts in his final season in New England.

Gostkowski finished his collegiate career at the University of Memphis ranked 13th in NCAA Division I-A history with 369 points and ranked 14th with 70 career field goals. He also played baseball at Memphis.

Gostkowski's Career Regular Season Statistics:

Year	Team	GP	FGM	FGA	Pct	Lg	XPM	XPA	Pts
2006	NE	16	20	26	76.9	52	43	44	103
2007	NE	16	21	24	87.5	45	74	74	137
2008	NE	16	36	40	90.0	50	40	40	148
2009	NE	16	26	31	83.9	53	47	47	125
2010	NE	8	10	13	76.9	43	26	26	56
2011	NE	16	28	33	84.8	50	59	59	143
2012	NE	16	29	35	82.9	53	66	66	153
2013	NE	16	38	41	92.7	54	44	44	158
2014	NE	16	35	37	94.6	53	51	51	156
2015	NE	16	33	36	91.7	57	52	52	151
2016	NE	16	27	32	84.4	53	46	49	127
2017	NE	16	37	40	92.5	62	45	47	156
2018	NE	16	27	32	84.4	52	49	50	130
2019	NE	4	7	8	87.5	41	11	15	32
2020	Ten	0	0	0	-	-	0	0	0
NFL Totals		204	374	428	87.4	62	653	664	1,775

Gostkowski's Career Postseason Statistics:

Year	Team	GP	FGM	FGA	Pct	Lg	XPM	XPA	Pts
2006	NE	3	8	8	100.0	50	9	9	33
2007	NE	3	1	2	50.0	35	9	9	12
2009	NE	1	0	1	0.0	0	2	2	2
2011	NE	3	5	5	100.0	35	10	10	25
2012	NE	2	4	4	100.0	38	6	6	18
2013	NE	2	1	1	100.0	47	6	6	9
2014	NE	3	1	1	100.0	21	15	15	18
2015	NE	2	4	4	100.0	46	3	4	15
2016	NE	3	7	7	100.0	47	7	9	28
2017	NE	3	3	5	60.0	45	11	12	20
2018	NE	3	5	6	83.3	47	10	10	25
2019	NE				Injured Reserve				
Playoff Totals		28	39	44	88.6	50	88	92	205

Gostkowski's Regular Season Single-Game Highs:

Field Goals Made - 5 (Twice, last vs. Kansas City, 10/14/18)

Field Goal Attempts - 6 vs. L.A. Chargers (10/29/17)

Longest Field Goal - 62 at Oakland (11/19/17)

PATs Made - 8 (Three times, last vs. Indianapolis, 11/18/12)

PATs Attempted - 8 (Three times, last vs. Indianapolis, 11/18/12)

Points - 19 (Twice, last vs. Kansas City, 10/14/18)



Gostkowski's Playoff Single-Game Highs:

Field Goals Made - 3 (Four times, last vs. Pittsburgh, 1/22/17)

Field Goals Attempts - 3 (Six times, last vs. L.A. Rams in Super Bowl, 2/3/19)

Longest Field Goal - 50 at San Diego (1/14/07)

PATs Made - 6 (Twice, last vs. Indianapolis, 1/18/15)

PATs Attempted - 6 (Twice, last vs. Indianapolis, 1/18/15)

Points - 13 vs. N.Y. Jets (1/07/07)

NFL ALL-TIME LEADERS

Entering 2020, **Stephen Gostkowski** ranks 12th in NFL history with 1,775 career points. He is the only active kicker in the NFL's top 15 all-time leading scorers.

Most points in NFL history:

Player	Career Points
1. Adam Vinatieri	2,673
2. Morten Andersen	2,544
3. Gary Anderson	2,434
4. Jason Hanson	2,150
5. John Carney	2,062
6. Matt Stover	2,004
7. George Blanda	2,000
8. Jason Elam	1,983
9. John Kasay	1,970
10. Sebastian Janikowski	1,913
11. Phil Dawson	1,847
12. Stephen Gostkowski	1,775
13. Matt Bryant	1,758
14. Norm Johnson	1,736
15. David Akers	1,721

Additionally, Gostkowski is ranked 15th in NFL history with 374 career field goals. He is second among active players behind **Robbie Gould**.

Most field goals in NFL history:

Player	Career Field Goals
1. Adam Vinatieri	599
2. Morten Andersen	565
3. Gary Anderson	538
4. Jason Hanson	495
5. John Carney	476
6. Matt Stover	471
7. John Kasay	461
8. Phil Dawson	441
9. Sebastian Janikowski	436
10. Jason Elam	436
11. Matt Bryant	397
12. David Akers	386
13. Nick Lowery	383
14. Robbie Gould	381
15. Stephen Gostkowski	374

During his career, Gostkowski has made 374 of his 428 field goal attempts. His career percentage of 87.4 ranks fifth in NFL history.

Most accurate field goal kickers in NFL history (min. 50 attempts):

Player	FG Made	FG Att	Pct
1. Justin Tucker	265	292	90.8
2. Harrison Butker	96	107	89.7
3. Josh Lambo	123	139	88.5
4. Wil Lutz	119	136	87.5
5. Stephen Gostkowski	374	428	87.4
6. Dan Bailey	234	268	87.3
7. Chris Boswell	127	146	87.0
8. Robbie Gould	381	439	86.8
Kai Forbath	131	151	86.8
10. Mike Vanderjagt	230	266	86.5

#6 - P BRETT KERN

6-2, 214, 13th Year, Toledo

[Click for complete bio](#)

Punter **Brett Kern** is in his 13th NFL season and his 11th full campaign with the Titans in 2019. He was claimed off waivers by the Titans during the 2009 season.

During his time in Tennessee, Kern has placed his name at the top of most of the franchise's leaderboards at his position. At the end of the 2019 campaign, he ranked as the team's all-time career leader in gross punting average (45.9 yards), net punting average (40.8) and punts placed inside the 20 (333). He punted 839 times in a Titans uniform from 2009–2019, second all-time for the franchise behind **Craig Hentrich's** 861 punts. Kern owns the top eight net punting seasons in franchise history and six of the team's top eight gross punting seasons.

In 2019, Kern was named to the Pro Bowl for the third consecutive season, and he earned first-team Associated Press All-Pro honors for the first time in his career. His 37 punts inside the 20 led the NFL, and his 43.1-yard net average ranked second in team history.

At the end of the 2019 campaign, Kern's 170 consecutive games played (regular season) ranked second in team history behind only **Bruce Matthews** (232). Kern's 170 career games ranked sixth in franchise annals and were the most in the organization's "Titans era" (1999–2019).

In 2018, his 47.1-yard gross average ranked fifth in team history, and his 41.7-yard net average ranked second in team annals. He set a franchise record and recorded a career high with 39 of his 74 punts inside the 20-yard line. He finished the season with a career-long streak of 16 consecutive punts placed inside the 20, including every punt in the final three games of the season.

In 2017, Kern had arguably one of the best seasons by a punter in NFL history and was named to his first career Pro Bowl in addition to earning second-team Associated Press All-Pro honors. He punted 75 times for 3,728 yards with 28 punts placed inside the 20-yard line. His 44.6-yard net average broke his own team record and finished second in NFL history behind only **Johnny Hekker's** 46.0-yard net average in 2016. Kern's 49.7-yard gross average also broke his team mark and finished eighth in NFL history.

In 2015, Kern continued his annual assault on the team's all-time punting records and accomplished a first-of-its-kind NFL feat, becoming the first punter in league history to record 80 or more punts, a net average of 40 yards, and one or zero touchbacks in a single season. His season totals included 88 punts (tied for fifth place in franchise history), a 47.4-yard gross average (second in franchise history), a 40.3 net average (third in franchise history), a career-high 34 punts inside the 20 (third in franchise history) and only one touchback (career low).

In 2014, Kern launched a career-high 88 total punts for a gross average of 46.8 yards and a net average of 40.8 yards, which broke his own single-season team record (40.4-yard net average in 2012).

Kern produced one of the best punting seasons in team history in 2012. He set then-franchise records with a gross punting average of 47.6 yards and a net punting average of 40.4 yards (he later broke both marks).

Kern was claimed by the Titans off waivers from the Denver Broncos on Oct. 27, 2009. He spent the entire 2008 season and the first six games of 2009 campaign in Denver, totaling 73 punts and a 46.5-yard average in 22 games with the Broncos.

In 2008, Kern ranked fifth in the league with a 46.7-yard punting average that marked the third-best season total by a Bronco in club history.



At the time, his punting average was the best in NFL history by a rookie. He was named to the All-Rookie team by Pro Football Weekly/PFWA and The *Sporting News*.

The Grand Island, N.Y., native was originally signed by the Broncos as a rookie free agent on April 28, 2008, following four seasons at the University of Toledo.

Kern's Career Regular Season Statistics:

Year	Team	GP	No	Blk	Yds	Avg	Lg	TB	In20	Net
2008	Den	16	46	0	2,150	46.7	64	4	13	37.8
2009	Den/Ten	16	64	0	2,910	45.5	67	10	27	38.5
2010	Ten	16	77	0	3,302	42.9	68	4	24	39.1
2011	Ten	16	86	0	3,747	43.6	64	7	31	39.4
2012	Ten	16	81	2	3,855	47.6	71	5	30	40.4
2013	Ten	16	78	1	3,386	43.4	63	2	32	39.7
2014	Ten	16	88	1	4,118	46.8	79	7	28	40.8
2015	Ten	16	88	0	4,175	47.4	61	1	34	40.3
2016	Ten	16	77	0	3,402	44.2	71	4	32	38.6
2017	Ten	16	75	0	3,728	49.7	74	5	28	44.6
2018	Ten	16	74	1	3,483	47.1	62	3	39	41.7
2019	Ten	16	78	0	3,672	47.1	70	2	37	43.1
2020	Ten	0	0	0	0	-	-	0	0	-
Totals		192	912	5	41,928	46.0	79	54	355	40.4

Kern's Career Postseason Statistics:

Year	Team	GP	No	Blk	Yds	Avg	Lg	TB	In20	Net
2017	Ten	2	10	0	447	44.7	62	0	4	41.2
2019	Ten	3	15	0	729	48.6	63	4	6	41.3
Totals		5	25	0	1,176	47.0	63	4	10	41.2

Kern's Regular Season Single-Game Highs:

Punts - 10 (Twice, last at Miami, 10/8/17)

Gross Avg. - 56.8 vs. Seattle (9/24/17)

Net Avg. - 50.2 at Miami (10/8/17)

Long Punt - 79 vs. Indianapolis (12/28/14)

In20 - 8 at Denver (10/14/19)

Kern's Playoff Single-Game Highs:

Punts - 6 (Twice, last at Baltimore, 1/11/20)

Gross Avg. - 52.5 at Baltimore (1/11/20)

Net Avg. - 44.0 (three punts) at Kansas City (1/19/20)

Long Punt - 63 at Baltimore (1/11/20)

In20 - 4 at New England (1/4/20)

FRANCHISE CAREER PUNTING LEADERS

Brett Kern is the all-time career leader in Titans/Oilers history in both gross punting average and net punting average. He ranks second in team annals in career punts, behind only **Craig Hentrich** (861).

Highest career gross punting average, franchise history (minimum 250 punts):

Player	Years	Gross Avg.
1. Brett Kern	2009-2019	45.9
2. Greg Montgomery	1988-1993	43.6
3. Craig Hentrich	1998-2009	42.9
4. Jim Norton	1960-1968	42.1
5. Cliff Parsley	1977-1982	39.8
6. Dan Pastorini	1971-1979	39.7

Highest career net punting average, franchise history (since 1976, minimum 250 punts):

Player	Years	Net Avg.
1. Brett Kern	2009-2019	40.8
2. Craig Hentrich	1998-2009	37.2
3. Greg Montgomery	1988-1993	36.6
4. Cliff Parsley	1977-1982	32.3

Most career punts, franchise history:

Player	Years	Punts
1. Craig Hentrich	1998-2009	861
2. Brett Kern	2009-2019	839
3. Jim Norton	1960-1968	522

2019 NFL PUNTING LEADERS

Titans punter **Brett Kern** ranks near the top of the NFL in gross punting average and net punting average in 2019.

He also is at the top of the NFL in total punts placed inside the 20.

Highest gross punting average in 2019:

Player	Team	Gross Average
1. Tress Way	Washington Redskins	49.6
2. Andy Lee	Arizona Cardinals	47.8
3. Johnny Hekker	Los Angeles Rams	47.4
4. Brett Kern	Tennessee Titans	47.1
5. Ty Long	Los Angeles Chargers	47.0
6. Logan Cooke	Jacksonville Jaguars	46.8
7. Bryan Anger	Houston Texans	46.5
8. Cameron Johnston	Philadelphia Eagles	46.4
9. Jamie Gillan	Cleveland Browns	46.2
Thomas Morstead	New Orleans Saints	46.2

Highest net punting average in 2019:

Player	Team	Net Average
1. Logan Cooke	Jacksonville Jaguars	44.5
Bryan Anger	Houston Texans	44.5
3. Tress Way	Washington Redskins	44.1
4. Brett Kern	Tennessee Titans	43.1
Thomas Morstead	New Orleans Saints	43.1
6. Britton Colquitt	Minnesota Vikings	42.6
7. Johnny Hekker	Los Angeles Rams	42.4
8. Cameron Johnston	Philadelphia Eagles	42.3
Riley Dixon	New York Giants	42.3
10. Kevin Huber	Cincinnati Bengals	42.1

Most punts placed inside the 20 in 2019:

Player	Team	Inside the 20
1. Brett Kern	Tennessee Titans	37
2. Jake Bailey	New England Patriots	36
3. Michael Dickson	Seattle Seahawks	34
Corey Bojorquez	Buffalo Bills	34
5. A.J. Cole	Oakland Raiders	33
6. Sam Martin	Detroit Lions	31
7. Kevin Huber	Cincinnati Bengals	30
Tress Way	Washington Redskins	30
9. Colby Wadman	Denver Broncos	29
Thomas Morstead	New Orleans Saints	29
J.K. Scott	Green Bay Packers	29
Riley Dixon	New York Giants	29

PERCENT INSIDE THE 20

Titans punter **Brett Kern** set a franchise record with 39 punts placed inside the opponent's 20-yard line in 2018. He ranked second in the NFL in the category, but he led the NFL for the highest percentage of his punts placed inside the 20 at 52.7 percent (39 of 74).

Kern finished the season with a career-long streak of 16 consecutive punts placed inside the 20, including every punt in the final three games of the season.

His 52.7 percent of punts placed inside the 20 was the highest percentage for the franchise from 1991–2018.

Highest percentage of punts placed inside the 20 in 2018:

Player	Team	Punt	In20	Pct In20
1. Brett Kern	Tennessee	74	39	52.7
2. Tress Way	Washington	79	41	51.9
3. Corey Bojorquez	Buffalo	45	22	48.9
4. Johnny Hekker	L.A. Rams	43	21	48.8
5. Trevor Daniel	Houston	74	36	48.6
6. Dustin Colquitt	Kansas City	45	21	46.7
7. Pat O'Donnell	Chicago	62	28	45.2
8. Sam Koch	Baltimore	60	27	45.0
9. Jordan Berry	Pittsburgh	63	28	44.4
10. Sam Martin	Detroit	74	32	43.2

NET AVERAGE IN A SEASON, TEAM HISTORY

Titans punter **Brett Kern** owns the top eight net punting seasons in franchise history and nine of the team's top 11 net punting seasons.

In 2017, he shattered his own franchise record (40.76 net average in 2014) by averaging 44.56 net yards on 75 punts.

He initially set the club mark for the first time in 2011 with a 39.37-yard net average, eclipsing **Craig Hentrich's** 1998 net average of 39.22 yards.

Highest single-season net punting average, franchise history:

Player	Year	Net Average
1. Brett Kern	2017	44.56
2. Brett Kern	2019	43.12
3. Brett Kern	2018	41.69
4. Brett Kern	2014	40.76
5. Brett Kern	2012	40.36
6. Brett Kern	2015	40.34
7. Brett Kern	2013	39.70
8. Brett Kern	2011	39.37
9. Craig Hentrich	1998	39.22
10. Greg Montgomery	1993	39.13
11. Brett Kern	2010	39.06

SINGLE-SEASON GROSS AVG, TEAM HISTORY

Brett Kern's 2017 gross punting average (49.71) broke his own franchise record. He initially set the franchise mark in 2012 by surpassing **Craig Hentrich's** 47.22-yard gross average from 1998.

Highest single-season gross punting average, franchise history:

Player	Year	Gross Average
1. Brett Kern	2017	49.71
2. Brett Kern	2012	47.59
3. Brett Kern	2015	47.44
4. Craig Hentrich	1998	47.22
5. Brett Kern	2019	47.08
6. Brett Kern	2018	47.07
7. Greg Montgomery	1992	46.92
8. Brett Kern	2014	46.80
9. Greg Montgomery	1993	45.59
10. Reggie Roby	1996	44.37

SINGLE-SEASON NET AVG, NFL HISTORY

Brett Kern led the NFL with a 44.6-yard net punting average in 2017. His average ranked second in NFL history. The only better single-season net punting average in NFL history was Rams punter **Johnny Hekker's** 46.0-yard net average in 2016.

Highest single-season net punting average, NFL history (through 2018):

Player	Year	Team	Net Average
1. Johnny Hekker	2016	LAR	46.0
2. Brett Kern	2017	Ten	44.6
3. Johnny Hekker	2017	LAR	44.3
4. Johnny Hekker	2013	StL	44.2
Sam Martin	2016	Det	44.2
6. Andy Lee	2011	SF	44.0
7. Shane Lechler	2009	Oak	43.9
8. Johnny Hekker	2015	StL	43.7
9. Sam Koch	2014	Bal	43.3
10. (two tied)			43.2

SINGLE-SEASON GROSS AVG, NFL HISTORY

Titans punter **Brett Kern** led the NFL with a 49.7-yard gross punting average in 2017. His average ranked eighth in NFL history and was the highest of any player since 2012.

Highest single-season gross punting average, NFL history (through 2018):

Player	Year	Team	Gross Average
1. Sammy Baugh	1940	Was	51.4
2. Shane Lechler	2009	Oak	51.1
3. Andy Lee	2011	SF	50.9
4. Shane Lechler	2011	Oak	50.8
5. Brandon Fields	2012	Mia	50.2
6. Thomas Morstead	2012	NO	50.1
7. Donnie Jones	2008	StL	50.0
8. Brett Kern	2017	Ten	49.7
9. Pat McAfee	2016	Ind	49.3
10. Shane Lechler	2007	Oak	49.1

SINGLE-GAME GROSS AVERAGE, TEAM HISTORY

In 2017, **Brett Kern** has recorded three of the franchise's top seven single-game gross punting averages (minimum four punts). His average against the Seattle Seahawks on Sept. 24 was 56.8 yards, good for the fourth-highest mark in franchise history. Two weeks later visiting the Miami Dolphins, his gross average was 54.9 yards, which ranks seventh (sixth at the time). On Nov. 12 against the Cincinnati Bengals, he posted a 56.5-yard average, ranking fifth in team annals.

Highest single-game gross punting average, since 1976 (min. 4 punts):

Player	Date	Opp	Punts	Gross Avg
1. Greg Montgomery	12/27/92	Buffalo	5	59.2
2. Greg Montgomery	09/19/93	San Diego	5	57.6
3. Craig Hentrich	11/04/01	Jacksonville	4	57.5
4. Brett Kern	09/24/17	Seattle	6	56.8
5. Brett Kern	11/12/17	Cincinnati	6	56.5
6. Craig Hentrich	11/15/98	Pittsburgh	4	55.3
7. Brett Kern	10/08/17	Miami	10	54.9
8. Brett Kern	12/28/14	Indianapolis	7	54.7
9. Brett Kern	12/20/15	New England	5	54.4
10. Brett Kern	01/03/10	Seattle	4	53.5

SINGLE-GAME NET AVERAGE, TEAM HISTORY

On Oct. 8, 2017 at Miami, **Brett Kern** punted 10 times for 549 yards with no blocks and no touchbacks, averaging 54.9 yards per attempt. The Dolphins returned seven of the punts for 47 total yards. Kern's net punting average of 50.2 set a career high and set the franchise's single-game record, topping **Greg Montgomery's** previous mark of a 49.8-yard net average against the San Diego Chargers on Sept. 19, 1993 (statistic tracked since 1976).

In doing so, Kern became the first NFL player to punt at least 10 times and finish a game with a net punting average of at least 50 yards.

Kern has recorded nine of the franchise's top 12 net punting performances.

Highest single-game net punting average, since 1976 (min. 4 punts):

Player	Date	Opp	Punt	Gross Avg	TB	In20	Net Avg
1. Brett Kern	10/8/17	Mia	10	54.9	0	4	50.2
2. Brett Kern	11/10/19	KC	4	51.0	0	2	49.8
3. Greg Montgomery	9/19/93	SD	5	57.6	1	0	49.8
4. Greg Montgomery	12/27/92	Buf	5	59.2	1	2	49.4
5. Brett Kern	10/6/19	Buf	6	49.7	0	1	49.3
6. Brett Kern	11/25/12	Jax	4	50.3	0	1	49.0
7. Brett Kern	11/9/14	Bal	8	51.8	0	0	48.8
8. Brett Kern	10/26/14	Hou	6	51.7	0	2	48.7
9. Brett Kern	9/16/12	SD	7	51.6	1	3	48.6
10. Craig Hentrich	11/4/01	Jac	4	57.5	0	2	48.5
11. Brett Kern	10/1/17	Hou	5	49.2	0	1	48.4
12. Brett Kern	9/24/17	Sea	6	56.8	1	2	48.2

2017 NFL PUNTING LEADERS

Titans punter **Brett Kern** finished in first place on the 2017 NFL leaderboard in gross punting average and net punting average.

Highest gross punting average in 2017:

Player	Team	Gross Average
1. Brett Kern	Tennessee	49.7
2. Shane Lechler	Houston	49.0
3. Drew Kaser	LA Chargers	48.1
4. Johnny Hekker	LA Rams	47.9
5. Britton Colquitt	Cleveland	47.6
6. Marquette King	Oakland	47.4
7. Andy Lee	Arizona	47.3
8. Thomas Morstead	New Orleans	47.0
Pat O'Donnell	Chicago	47.0
10. Kevin Huber	Cincinnati	46.6

Highest net punting average in 2017:

Player	Team	Net Average
1. Brett Kern	Tennessee	44.6
2. Johnny Hekker	LA Rams	44.3
3. Marquette King	Oakland	42.7
4. Rigoberto Sanchez	Indianapolis	42.6
5. Michael Palardy	Carolina	42.4
6. Thomas Morstead	New Orleans	42.2
7. Justin Vogel	Green Bay	41.6
8. Chris Jones	Dallas	41.4
9. Drew Kaser	LA Chargers	41.3
Shane Lechler	Houston	41.3

MOST CONSECUTIVE GAMES, TEAM HISTORY

Titans punter **Brett Kern** concluded the 2019 regular season with 170 consecutive games played in a Titans uniform. His streak currently ranks second in franchise history, behind only Hall of Fame offensive lineman **Bruce Matthews** (232).

Most consecutive games played in franchise history (regular season):

Player	Position	Years	Consec. Games
1. Bruce Matthews	OL	1987–2001	232
2. Brett Kern	P	2009–2019	170
3. Robert Brazile	LB	1975–1984	147
4. Craig Hentrich	P	1998–2007	146
5. Rob Bironas	K	2005–2013	144
6. Keith Bulluck	LB	2000–2009	135
Elvin Bethea	DE	1968–1977	135
8. Gregg Bingham	LB	1973–1981	134
9. Beau Brinkley	LS	2012–2019	128
Eddie George	RB	1996–2003	128



TITANS TIDBITS: THE BEST OF TITANS OFF-THE-FIELD NOTES

WR CAMERON BATSON

- Batson was the valedictorian of his class at Millwood (Okla.) High School, and at Texas Tech, he graduated cum laude with his accounting degree in just over three years.
- When Batson walked into general manager Jon Robinson's office during cutdown day, he was expecting the worst. But things took a nice turn, and then something happened even the GM had never experienced before. Robinson told Batson he'd made the team's 53-man roster, and an impromptu prayer broke out. "I sat there and prayed," Batson said, "and Jon bowed his head with me. He said, 'That's the first time anyone had ever done that.' ... I just wanted to give God the glory, with everything that is going on good or bad, because without Him nothing is possible."
- He has a dog named Kookie, and runs an Instagram account for her @ms.kookiemonster.
- Batson was roommates with Kansas City Chiefs quarterback Patrick Mahomes at Texas Tech.

OLB VIC BEASLEY JR.

- Beasley Jr.'s late father, Victor, played football at Auburn from 1982-1984.
- Played running back in high school. During his senior year, he had 120 rushes for 828 yards and seven touchdowns. Also had seven punt returns for a 17.3-yard average and two touchdowns. In his only kickoff return, he took it 80 yards for a touchdown.
- Beasley was named all-county and all-area as a junior and senior while playing high school and AAU basketball. He averaged a double-double for the Georgia All-Stars.
- He graduated Aug. 8, 2014, before his final season at Clemson with a degree in sociology.

FB/RB KHARI BLASINGAME

- Blasingame enjoys playing the saxophone.
- He originally started his Vanderbilt career at linebacker before transitioning to running back as a sophomore in 2016.
- After his football career, Blasingame's goal is to become the CEO of a hospital or health care system. Once there, he wants to focus on improving health care outcomes for disadvantaged populations.
- He earned his undergraduate degree in medicine, health and society from Vanderbilt in 2017 and is working towards a master's degree in education, after playing his final collegiate season in 2018 as a graduate student.

C AARON BREWER

- The Dallas, Texas, native competed in throws for the track and field team in high school.

LS BEAU BRINKLEY

- Brinkley's father, Mike, was an All-American defensive end and long snapper at Missouri Valley College. He taught Beau the skill of long snapping when he was just seven years old. Beau's football idol growing up was Kansas City Chiefs long snapper Kendall Gammon.
- Brinkley raced four-wheelers in the Extreme Dirt Track Racing Series while growing up in Missouri. He traveled the country competing in both motor cross and flat track competitions and won a flat track regional title in 2005.
- As a true freshman at Missouri, he joined the team as a walk-on and improbably won the long-snapping job for both placekicks and punts in fall camp, despite his collegiate inexperience.

WR A.J. BROWN

- Brown was selected in the 19th round of the 2016 Major League Baseball Draft by the San Diego Padres as a centerfielder and he participated in the team's extended spring training program each summer from 2016-18.
- He has a dog, Bentley Juan Brown, and runs an Instagram account for him @bentleyjuan1.
- During a pre-draft visit to San Francisco, Brown was able to link up and work out with Hall of Fame NFL receiver and fellow Mississippian Jerry Rice. Rice took Brown on the horse trail at Edgewood Park in Redwood City, known as one of Rice's training sites, where the pair ran hills as part of their work out. Brown's hometown Starkville, Miss., and Rice's hometown Crawford, Miss., are a 30-minute drive apart.

LB JAYON BROWN

- Former Long Beach Poly and New England Patriots star Willie McGinest is a close friend of the Brown family.
- Brown's younger brother, Joshua, is a defensive end at the University of Arizona, and his two older brothers also played college football. Jason played linebacker at Idaho, while Juwan was a defensive lineman at Southern Oregon.
- He likes spending as much time as possible with his dogs, "a mutt named Lou" and a Rottweiler named Kali. He also enjoys puzzles and watching movies.

CB MALCOLM BUTLER

- In February 2017, the production company Narrative Capital acquired the rights to the story of Butler for a film tentatively titled "The Secondary."
- Following Butler's crucial goal line interception to seal Super Bowl XLIX, Patriots quarterback Tom Brady, who received a 2015 Chevrolet Colorado as part of his Super Bowl XLIX MVP Award, requested Chevrolet award the truck directly to Butler.
- Prior to securing a rookie free agent tryout with the Patriots in 2014, Butler was operating the fryolator at a Popeye's restaurant.

- Every offseason since 2015, Butler has hosted free skills and multi-sport experience camps in his hometown of Vicksburg, Miss., for 500 boys and girls in first through 12th grades.

S KEVIN BYARD

- In July 2020, Byard was named the official spokesperson for the United Way of Greater Nashville. His first order of business was to participate in the organization's virtual Stuff the Bus school supply drive.
- In May 2020, Byard was able to accomplish a goal of helping to purchase his mother, Artina Stanley, her "forever home."
- During the 2019 offseason, Byard hosted 200-plus youngsters at the inaugural Kevin Byard Football Camp at Ensworth School. He plans to hold the camp - which was free - every year.
- The Titans had an inside track in their scouting of Byard. Titans general manager Jon Robinson received glowing reports on Byard from his friend and MTSU recruiting coordinator Steve Ellis. When Robinson was a linebackers coach at Nicholls State, Ellis was one of his pupils, and the two remained close through the years. Additionally, Patrick Callaway, college scout for the Titans, was Byard's high school teammate.
- Byard says his football role models are Ed Reed, Brian Dawkins and Troy Polamalu.

DE/OLB JADEVEON CLOWNEY (first name pronounced juh-DEV-ee-on)

- Attended South Pointe High School in Rock Hill, S.C., where he was named South Carolina's 2010 Mr. Football and lettered for the school's basketball team.
- Majored in African-American studies at South Carolina.

LB WILL COMPTON

- Prior to his first training camp as a rookie free agent, Compton typed out five personal goals in his iPad that he wanted to accomplish over the next five years. Although he truly never imagined being able to achieve each of the goals, he checked off all the boxes. They included playing a vital role for Washington, earning a starting spot, being named a captain, reaching a specific financial goal by age 27 and doing at least three speaking engagements a year despite no prior experience.
- Compton is the co-founder of the popular podcast Bussin' With The Boys with teammate Taylor Lewan. The two friends host guests on an old Monte Carlo Budweiser bus and discuss any and everything.

OLB KAMALEI CORREA (pronounced KAH-mah-lay kor-AY-uh)

- In the 2020 offseason, Correa incorporated boxing into his workout regimen to improve his hand and footwork.
- Correa attended St. Louis School in Honolulu, Hawaii, where he played football for two seasons with former Titans teammate Marcus Mariota.
- Correa grew up a huge fan of the Green Bay Packers all the way from Honolulu, Hawaii.

DL JACK CRAWFORD

- Crawford was born in London, England and moved to the United States in 2005. He initially moved to the United States to pursue a career playing basketball.
- It wasn't until 2006 that Crawford joined the football team at St. Augustine Prep (N.J.), where he found immediate success. During his senior season, he emerged as a standout, being rated the No. 15 defensive end in the nation by Scout.com.

DB DANE CRUIKSHANK (pronounced CROOK-shank)

- Growing up a Southern California fan, his most memorable college football moment was playing the Trojans in the Coliseum. Cruikshank posted 10 tackles and one interception in the contest.
- Cruikshank's nickname is 'Smooove.' He wore jersey No. 2 in high school, earning the nickname '2 Smooove,' which was then shortened to Smooove.
- He lists owning his own business as a goal on his bucket list. He would one day like to open his own training facility.

WR COREY DAVIS

- Davis' brother, Titus, played football at Central Michigan and was signed by the Chargers as a rookie free agent in 2015. Titus also spent time with the Jets, Bills and Bears.
- One of Davis' favorite quotes is "Never die easy" by Walter Payton, who used the saying as the title to his autobiography.
- Davis studied special education at Western Michigan.

OL NATE DAVIS

- Growing up, Davis was 'always a pretty big kid.' He played on the offensive or defensive line during Pop Warner and estimates that in the fourth grade he weighed around 200 pounds.
- Davis was invited to the 2019 Senior Bowl, which he credits for helping him during the draft process. He went head-to-head with defensive linemen from larger conferences, and as an athlete from a smaller conference, he credits his performance at the Senior Bowl for helping put his name into the conversation ahead of the draft.
- Davis' father purchased him a fishing rod as a child and would take him to the pond near their home in Ashburn, Va., to fish and relax.
- Davis is a car enthusiast who has a knack for identifying the year, make and model of a car. He lists his dream car as a Rolls-Royce.

DE MATT DICKERSON

- Dickerson's father, Clarence, played college football at Henderson State (Ark.).

TITANS TIDBITS: THE BEST OF TITANS OFF-THE-FIELD NOTES

- Dickerson has a twin sister named Megan.
- Dickerson played football for the first time as a high school freshman.
- Dickerson majored in political science at UCLA.

G JAMIL DOUGLAS (first name pronounced juh-MILL)

- Douglas was on the New England Patriots practice squad when the team won Super Bowl LI.
- He graduated with a degree in Criminal Justice and Criminology from Arizona State in 2013.
- Played tight end/H-back as a senior in high school after primarily being featured at left tackle during the early part of his high school career. He caught three passes for 79 yards and one touchdown and carried four times for 19 yards.

LB NICK DZUBNAR (pronounced duh-ZOOB-nar)

- Dzubnar feels he was better at hockey than football in high school. He participated as a Junior Anaheim Duck in his youth.
- His brother-in-law is former Chargers tackle Cory Lekkerkerker.
- Earned a degree in construction management from Cal Poly — San Luis Obispo.
- In high school, he was the senior class president and a four-year ASB member.

RB DARRYNTON EVANS

- At the NFL Scouting Combine in February, Evans raised money and brought awareness to ECANA (Endometrial Cancer Action Network for African-Americans) by getting pledges for every inch of his vertical leap. He raised more than \$3,200 with a vertical of 37 inches.
- Evans grew up with and went to high school with San Francisco 49ers running back Raheem Mostert, Tampa Bay Buccaneers safety D'Cota Dixon and Washington linebacker Cole Holcomb. Mostert, who led the NFC champion 49ers in rushing in 2019 and was among the first to reach out to Evans on social media during the draft, tweeting three simple words: "We built different!"
- Evans got a head start on the Titans' playbook during his final season at Appalachian State. Every year, the Mountaineer coaches' study one NFL offense and incorporate some of its principles into their own playbook. It just so happened that App State chose the Titans prior to the 2019 season.
- Evans earned a grade point average of 3.34 and was tabbed the Sun Belt's Top Scholar by Street & Smith magazine.
- Evans enjoys playing video games, particularly NBA2K, Call of Duty and Madden, solving Rubik's Cubes and producing music in his spare time.

LB RASHAAN EVANS

- Upon being drafted by Tennessee, Evans was reunited with former Crimson Tide teammate Derrick Henry. Henry phoned Evans immediately after he was selected with the 22nd pick to congratulate him.
- At Alabama, Evans shared the field with his brother, Alex, a member of the Crimson Tide spirit squad.
- Growing up in rural Alabama, Evans would chase wild horses to work on improving his speed and athleticism.
- Evans' father, Alan, was a star running back at Auburn. Evans' mother, Chenavis, received four degrees from Auburn, including her doctorate. Evans' older sister was a cheerleader at Auburn, and despite the family ties including his cousins attending Auburn, Evans stuck with his gut and instead chose Alabama.
- He has two pregame rituals. Evans prays before each game and pulls grass from the field early in pregame to get a feel for the turf.
- His nickname is 'Razor, because I cut up.'

TE ANTHONY FIRSKER (pronounced FERK-sir)

- Firkser grew up playing basketball and both roller and ice hockey at elite levels and didn't begin playing football until his sophomore year of high school.
- In the offseason, Firkser volunteers with his former high school football coach to help train and give advice to aspiring young football players in his hometown community of Manalapan, N.J.
- His brother, Josh, played football at Wagner College.

CB KRISTIAN FULTON

- Fulton's older brother, Keith Fulton, played wide receiver at LSU. Kristian and Keith were teammates in 2018.
- Fulton wears jersey No. 26 to fuel his competitive fire. "It just reminds me every day that I had eight corners selected before me," Fulton told the Official Titans Podcast. Two plus six equals eight. "So, if you add it up, it's a reminder for me every day."
- Graduated in December of 2019 with a degree in sports administration from LSU.

K STEPHEN GOSTKOWSKI (pronounced gost-COW-ski)

- The Madison, Miss., native received an athletic scholarship to pitch for the University of Memphis baseball team coming out of high school. He also made the football team as a walk-on and finished his college career as the team's all-time leading scorer with 369 points.

OLB REGGIE GILBERT

- Gilbert's sister, Vicki Baugh, played for the WNBA's Tulsa Shock (2014-15) and San Antonio Stars (2016).
- As part of My Cause My Cleats, Gilbert wore cleats to raise awareness for those, including his aunt, who have lupus.
- Gilbert's final four seasons at the University of Arizona (2012-15) were the

winningest four seasons in program history, as the Wildcats accumulated 33 wins and went to four bowl games.

RB DERRICK HENRY

- In high school, Henry broke the 51-year-old national high school rushing record with 12,124 yards after compiling 4,261 rushing yards as a senior.
- Henry sealed an Iron Bowl victory with an epic, career-best 271 rushing yards against the Tigers. He put the Crimson Tide on his back by carrying the ball a school-record 46 times. His 271 rushing yards were 11 more yards than Auburn had in total offense (260). He ended the game with 14 consecutive rushes to run out the clock.
- His late grandmother, Gladys Henry, helped raise him and played a key inspirational role in his development. In 2018, he fulfilled a promise to her and graduated from Alabama with his bachelor's degree. He has a portrait tattoo of her on his chest.
- Gladys Henry nicknamed him "Shocka" as a baby because he "shocked the whole family" when he was born.
- Henry has been growing out his hair since he was in elementary school.

WR CODY HOLLISTER

- Hollister's twin brother, Jacob, was a tight end at Wyoming and was also signed by the New England Patriots along with Cody as rookie free agents in 2017. The two brothers were teammates with the Patriots for the 2017 and 2018 campaigns. Jacob was traded to the Seattle Seahawks during the 2019 offseason.
- Hollister is a talented singer/songwriter. He has used social media to post several song performances.
- He is very comfortable in the kitchen and used the 2020 quarantine due to the coronavirus as a time to hone his culinary skills.

DB AMANI HOOKER

- Hooker was named a finalist for Minnesota's Mr. Football in 2015, yet he had just two FBS scholarship offers. When the in-state university showed hesitancy after multiple workouts, Hooker knew he belonged at Iowa saying, "love who loves me."
- Amani's brother, Quinton, played basketball for North Dakota and helped take the team to the NCAA tournament his senior year. Quinton was Minnesota's Mr. Basketball in high school and currently plays basketball professionally in France.
- In February 2019, Hooker helped crowdfund about \$1,200 for the Park Center high school football program through a Pledge-It campaign raising a dollar amount for every inch of his vertical jump at the NFL Scouting Combine. His 37-inch jump ranked fifth among safeties and equaled money for better equipment at his alma mater.

WR ADAM HUMPHRIES

- Humphries was originally a rookie tryout invitee with the Tampa Bay Buccaneers following the 2015 NFL Draft. Titans general manager Jon Robinson was a member of the Bucs player personnel department at the time and saw the 5-foot-11-inch wideout grind it out in practice and eventually earn a spot on the team's 53-man roster. "Humph came in as a tryout and won a spot on the 90-man roster," said Robinson. "He was a tough guy to cover all through training camp and he kept working and working. I've always had an affinity for him and liked his style. He's earned everything he's got."
- Clemson head football coach Dabo Swinney took a visit to Humphries' high school, Dorman, before the 2011 season to scout eventual signee Charone Peake during a basketball game. But once the game began, Swinney couldn't help but notice Dorman's 5-foot-11 point guard running the show. "I go watch a basketball game at Dorman High School to see Charone Peake, and I'm going, 'Dang, who's this point guard?'" Swinney said. "And I've got Coach (Dave) Gutshall going, 'Well that's the best football player I've got on the team.' And I'm like, 'Really? We need to watch this guy a little bit.' He played corner, he played receiver, he played running back, he played quarterback. He was the best football player on the team. Adam Humphries was his name. I don't think he had any offers. So we offer the guy, 'Well, we're only offering the guy to get Charone Peake. No, no, no. We want Humphries.'"
- Humphries maintains a friendship with former Clemson teammate DeAndre Hopkins.
- After going down with an injury in the 2019 season, Humphries adopted a shiba inu puppy, Gigi, to keep him company.
- An avid golfer, Humphries is around a 7 handicap.
- During the unique 2020 offseason, Humphries helped pass the time by playing video games. His main purpose was to connect with old friends from high school and college, and former teammates from the Buccaneers. He enjoys Fortnite and Rory McIlroy PGA Tour.

CB ADOREE JACKSON

- Jackson was a long jumper and sprinter on USC's track team in the springs of 2015 and 2016, winning the Pac-12 outdoor long jump title both years (and placing second in the Pac-12 100 meters in 2016) and earning All-American status both years after twice placing fifth in the NCAA long jump. He also placed 10th in the long jump during the U.S. Olympic Trials.
- Vianca Jackson, a survivor of breast cancer, served as the team's Honorary 12th Titan prior to the team's 2017 Breast Cancer Awareness Game (Oct. 16).
- Jackson's father, Chris Jackson, is the ultimate grill master and can be found at Titans home games smoking turkey legs, Cornish hams, chicken, rabbits, alligator and frog legs for a pre-game tailgate among family and friends, as well as a post-game meal with players and coaches. He makes all of his own rubs and sauces and has been cooking since 1984.
- Jackson, business partner James Moore, and Jay Levine co-founded Kor Media

TITANS TIDBITS: THE BEST OF TITANS OFF-THE-FIELD NOTES

Entertainment (KME), a Los Angeles-based entertainment agency under the Warner Brothers Digital umbrella. Their tagline is "Where Creatives Come to Play" and their goal is to create culture relevance for both creators and brands through interactive and labs which a focus on gaming and esports.

- Jackson is a Reese's Peanut Butter Cups enthusiast. He names creator Harry Burnett Reese as a historical person he would have loved to meet. "He's a genius. That's by far and away my favorite candy. I eat that like it ain't nothing."
- Jackson watched the movie "Space Jam" continuously as a child to the point he memorized most of the movie.
- In May 2018, Jackson and his business partner James Moore paid for the burial costs of Jaylon McKenzie, an eighth-grade football player who was killed by a stray bullet. McKenzie, a St. Louis, Ill., native, grew up idolizing Jackson.

DB CHRIS JACKSON

- A two-time state track champion in high school, Jackson runs a 4.47 second 40-yard dash. "I still work out like a track athlete when I can," Jackson said. "I watch it a lot and keep up with it."
- He has a love of cars that he attributes to his father and uncle, the latter of which does competitive drag racing. Jackson lists his top three cars as a 1969 Camaro, a 1984 Buick Grand National and a Ferrari F40.
- Jackson was a two-time Florida state high school track champion in the 110-meter hurdles, and a runner-up in the 300 hurdles.

C BEN JONES

- Jones switched from jersey #61 to #60 prior to his senior season at Georgia, to honor his father, Steve, a former collegiate star, who was killed in a helicopter crash when he was 10 years old.
- Jones' pregame ritual consists of walking barefoot on the field "to get a feel for the turf." The routine began before one game with his brother in high school and after enjoying success that night, it has continued ever since.
- When he was 10 years old, Jones suffered a blow to the head with a baseball bat. The impact caused a blood clot to develop on his brain and fractured his skull. The injury kept him out of all athletic activity for a year.
- In 2017, Jones established The Jones Mission Fund at The Community Foundation to provide at-risk youth with opportunities they might otherwise not have.
- For the past three offseasons, Jones and his wife has hosted the annual Ben Jones Celebrity Clay Shoot. The three events combined have raised more than \$400,000 benefitting The Jones Mission Fund.
- Jones hosts a free Friday Night Lights youth football camp in his native Alabama every June.
- Jones sponsors a trip to a Titans game each fall for the seniors of his high school's football team in Alabama. The experience includes round trip transportation from his hometown, tickets, a private tailgate, swag bags, and a meet-and-greet with a tour of the Titans practice facility after the game with Jones.
- Jones' brother, Clay, played baseball for the University of Alabama and then was drafted by the Detroit Tigers

DL DAQUAN JONES

- Jones has a reputation as an upbeat, positive influence. "I've always had that positive mindset, even when things weren't as good," he says. "The guys laugh at me sometimes because I'm always smiling ... It's not that I'm happy all the time, but I just feel like in today's world, if you let anything get you down, it will. The smallest thing will turn into the biggest problem if you let it, so I just try my best to keep a positive mindset."
- Jones majored in criminal justice at Penn State and spent a portion of his 2013 summer as an intern observing the Spring Township Police Department near State College.
- Jones entered the Penn State program after being rated the second-best offensive lineman in the nation during his playing days at Johnson City High School. He switched to the other side of the ball and made an immediate impact as a true freshman.
- Jones lists his father, Steve, as the most inspirational person in his life. Steve raised DaQuan as a single father and one of his father's greatest traits is that he works extremely hard in everything he does. Steve works as an executive chef at Cornell University.
- Jones is in the process of launching his own non-profit organization called "Create Your Legacy." In June 2019, he hosted the DaQuan Jones Create Your Legacy Football Camp for more than 100 kids ages 11-18 at Johnson City (N.Y.) High School.
- Jones has four dogs, one of which he named Titan.

CB JOHNATHAN JOSEPH

- Joseph established the Johnathan Joseph Foundation in December 2012 to create and support programs that emphasize character development, to promote academic excellence and to support and create initiatives for disadvantaged youth from single-parent homes.
- Joseph holds an annual football camp at Northwestern High School for youth in his hometown of Rock Hill, S.C.
- Joseph annually hosts "Operation Backpack" to offer students in Rock Hill, S.C. new backpacks for the upcoming school year.
- During the 2017 season, Joseph donated \$5,000 per interception, \$1,000 for every pass defended and \$250 per tackle to Habitat for Humanity in Houston for Hurricane Harvey relief.
- Joseph's father, John, worked at a cotton mill for over 30 years taking just one sick day over that timespan. He credits his father for molding him into the man he is today and instilling core values.

DB JOSHUA KALU (pronounced kuh-LOO)

- In the 2020 offseason during the COVID-19 pandemic, Kalu spent time giving back to his hometown of Houston, Texas. He partnered with local restaurants and hand-delivered free meals to healthcare workers fighting the pandemic.
- Kalu was heavily involved in the Lincoln community while at Nebraska. He was named to the Brook Berringer Citizenship Team and the Tom Osborne Citizenship Team as a sophomore, junior and senior for his work with Make-A-Wish, NFL Fuel Up to Play 60, the Souper Bowl of Caring, Husker Heroes and Husker Hotline, as well as local hospital and school outreach events.
- He earned his degree in child, youth and family studies in December of 2017, finishing his undergraduate work in 3 1/2 years.

T DENNIS KELLY

- Kelly went back to school during the 2014 offseason to earn his degree in organizational leadership from Purdue, and in May 2019, Kelly received his MBA from the Kelley School of Business at Indiana University.
- Kelly is an avid professional wrestling fan that does not let the opportunity pass him by whenever a live WWE show is in town. He lists the Undertaker as the one person in the world he would like to have dinner with.
- Kelly's brother, Tim, played football at Eastern Illinois and is currently the offensive coordinator for the Houston Texans.
- Kelly's favorite football player growing up was former Titans great Jevon Kearse.
- Kelly claims that the biggest influence on his life and career has been his entire family. "We're a Southside [Chicago] Irish family, so we share a really tight bond and they've inspired me to get to where I am today."

P BRETT KERN

- Kern's father, Cal, is a former professional soccer goalie.
- Kern is an avid golfer that sports a +1 handicap. He picked the game up late in his high school years and caddied for three summers at Inverness Golf Club while in college.
- Kern played basketball and was a long jumper and high hurdler in high school.

OLB HAROLD LANDRY III

- Landry could have entered the NFL Draft following his 16.5-sack junior season at Boston College. However, he chose to stay in school and received his degree in communications in December 2017.
- Landry enjoys traveling. One of his favorite getaways is Destin, Fla.
- He and his son, Greyson, share the same June 5 birthday.
- Landry's 26 career sacks at Boston College were exceeded in school history by only Mathias Kiwanuka (37.5 from 2002-05).
- In 2016, he set a Boston College record and led the nation with 16.5 sacks. His seven forced fumbles also ranked first nationally.

T TAYLOR LEWAN (pronounced leh-WAHN)

- Lewan is the co-founder of the popular podcast Bussin' With The Boys with teammate Will Compton. The two friends host guests on an old Monte Carlo Budweiser bus and discuss any and everything.
- Lewan owns a taxidermied beaver named Steve. The fedora-donning stuffed rodent, who was a gift from Lewan's wife, Taylin, makes appearances around the Titans locker room, often appearing at the locker of an unsuspecting rookie.
- Lewan chose to wear jersey number 77 at Michigan and then at the pro level because of the legacy of Wolverine tacklers who have donned the number, including Jake Long and Jon Jansen.
- Lewan has a mustache tattooed on his right index finger and a stick figure tattooed on the outside edge of his right hand that he calls his "right-hand man."
- One of Lewan's close friends is former Carolina Panthers defensive end Craig Roh. The two played together as high school seniors and then went to Michigan at the same time.
- At the 2014 NFL Scouting Combine, Lewan ran the 40-yard dash in 4.87 seconds, beating all other offensive linemen in his class and clocking the fourth-fastest time among offensive linemen from 2010-14. He also ranked among the top offensive linemen at the 2014 combine in the broad jump (first at nine feet, nine inches), vertical jump (tied for third at 30.5 inches) and three-cone drill (fourth at 7.39 seconds).

LB DAVID LONG JR.

- David's father, David Sr., is a former professional boxer who went 12-5-2 as a heavyweight. He once fought future world champ Deontay Wilder.
- During the offseason, Long still uses on-the-bell, three-minute-round boxing training to focus on his mental awareness. In 2018, Long Jr. went into the ring with headgear against his old man for the first time. They went for three 90-second rounds. "He busted up my lip, but it was fun," Long Jr. says. "He was really iffy that I knew how to throw my hands for real. It was just jabs, but it's grown-man strength."
- Long was a high school teammate of safety Mike Edwards, who was drafted by the Tampa Bay Buccaneers in the third round of the 2019 NFL Draft.

DT ISAIAH MACK

- For part of his time at Chattanooga, Mack's position coach was former Titans and Mocs defensive lineman Tony Brown.
- Mack is extremely close with his mother, Sequoyah, who calls him 'D' because his middle name is Dwight.
- Mack's mother is a nurse and he initially majored in nursing at Chattanooga. He switched to criminal justice after taking a course in violence against women as a

TITANS TIDBITS: THE BEST OF TITANS OFF-THE-FIELD NOTES

freshman.

- He lists his favorite hobby as 'going mudding' in his pickup truck, and also enjoys hunting, fishing and cooking

CB CHRIS MILTON

- Milton is related to former NFL running back Tashard Choice, who played six seasons (2008-2013) in the NFL with the Dallas Cowboys, Washington, Buffalo Bills and Indianapolis Colts.
- Milton had the opportunity to learn from Pro Football Hall of Famer Champ Bailey. Their families were close, and when Milton was getting ready for the NFL, he reached out to Bailey for tips. They trained together during the weeks leading up to the draft. Now if he ever has questions, he still reaches out to the legendary cornerback.
- Milton enjoys fishing in his free time and when he is not playing or training for football he feels like a full-time fisherman on the water.

C DANIEL MUNYER

- As a senior at Colorado, Munyer was awarded the department of communication's Academic Leadership Award for his dedication to learning and strong positive presence in the classroom.
- He earned his degree in communication, with a certificate in digital media from Colorado in December 2014. He was named to the honorable mention Pac-12 All-Academic Team as a redshirt freshman, sophomore and junior.
- He enjoys fishing, hiking, playing video games, hanging out with friends and watching movies and lists the best movie he has seen recently as the *Book of Eli*.

DL LARRELL MURCHISON

- Murchison grew up working with his mother at her restaurant in Elizabethtown called Glenda's Just Desserts and Lunch Counter, which she has owned for 10 years. He would work doing whatever needed to be done – mopping floors, sweeping, waiting tables and taking orders. "Everything is good, but if you go, I'd say start with the fried pork chops, mac and cheese and cabbage."
- Murchison loves everything music and enjoys playing the drums. His dad played drums in the church when he was younger, and he just followed in his footsteps.

RB SENORISE PERRY (first name pronounce suh-nah-RISS)

- Perry wasn't among the rookie free agents signed in the days following the 2014 NFL Draft. He hit the tryout circuit and hoped to make an impression. Perry was one of two players signed by the Chicago Bears after a May tryout. He excelled on special teams in the preseason games and sealed his 53-man roster spot as an undrafted free agent.
- Perry excelled in track and field as a high school senior, winning the Georgia state titles in the 100 meters and long jump.
- Perry's hobbies include photography, and he has a desire to learn how to deep sea fish.

TE MYCOLE PRUITT

- The name MyCole has a unique origin. Pruitt's mother's name is Colette. Cole means "people's victory" in Greek baby names. She named him MyCole for My-Victory. MyCole is his mother's victory.
- Named best tight end in Missouri Valley Football Conference history as part of the MVFC's 30-year anniversary celebration.
- Pruitt graduated in December 2014 with a bachelor's degree in industrial technology from Southern Illinois.
- Pruitt attended the same high school as former NFL wide receiver Jeremy Maclin.

WR KALIF RAYMOND

- Raymond was a dual-sport collegiate athlete, competing in football as well as track and field during his senior season at Holy Cross. He placed second in the 100-meter dash at the 2015 New England Outdoor Championship with a time of 10.71 seconds.
- Raymond received little interest from college football programs when he was a student at Greater Atlanta Christian (Ga.) High School, partly due to a serious injury he suffered as a senior. Undeterred, he began sending emails to colleges with football programs with high academic standards. The only schools to respond were Lehigh, Georgetown and Holy Cross, and he chose the latter.
- In preparation for the 2016 NFL Draft, Raymond, who was not invited to the NFL Scouting Combine, was allowed to participate in Harvard's pro day since Holy Cross did not host a pro day.

OLB DERICK ROBERSON

- Roberson enjoys painting on and designing sneakers and cleats.
- Roberson is unsure how many tattoos he has at this point, but he has drawn and designed some of the ones he has inked on his body.

G RODGER SAFFOLD III

- Saffold is the owner of competitive "Call of Duty" and "Fortnite" teams called Rise Nation. He invested in the video game industry in April 2014.
- His father, Rodger II, played football at the University of Iowa in the mid- 1970s.
- Rodger and his wife Asia grew up on the same street as eight-year olds in Ohio. The childhood friend's romance didn't begin until quite awhile later when the two re-connected on Facebook during Saffold's second-year with the Rams.

T TY SAMBRAILO

- Sambrailo is an avid skier who as a youth earned USSA titles in the slalom, giant slalom and super-G events for his age group.
- Sambrailo's dad, Mark, graduated from the University of Colorado, where he was

a pole vaulter, his brother, Erik, also is a CU graduate and competed as a skier in the Junior Olympics, his sister, Kiersten, played volleyball at Oregon State, and his grandfather, Bill Sambrailo, played football at Santa Clara, helping the team to a berth in the Orange Bowl.

DL JEFFERY SIMMONS

- During college Simmons was a two-time member of the SEC Academic Honor Roll.
- Simmons' brother, Dylan Bradley, played football at Southern Miss and then spent time with the Minnesota Vikings. His uncle, Jason Hatcher, played 10 total seasons with the Dallas Cowboys and Washington.
- Away from football, Simmons enjoys fishing and spending time outdoors.

TE JONNU SMITH (first name pronounced JAH-new)

- Smith competed in weightlifting, finishing second in the county in the 219-pound weight class in high school at West Port.
- Smith credits his mother, Karen, for his successes. Jonnu's father passed away as a result of a tow truck accident when he was four years old and his mother raised all six children by herself. "My mother is my rock. It was tough, but we always got what we needed—not necessarily what we wanted all the time—but what we needed. She was so strong all the time."
- Smith endured a lot of challenges as a youngster in Philadelphia and after his brother was arrested and one of his friends was killed on the streets, a decision needed to be made. His family didn't have the financial means to just uproot, so for his own safety Jonnu moved in with his mother's sister and brother-in-law, Darla and Mike Kirkland, in Ocala, Fla. He started playing high school football and even though he was far from a touted recruit, he earned a scholarship to Florida International where his play took off.
- Smith's best friend Willie "Quasim" Jefferson tragically died from a gun shot in October 2016. Jonnu gave his son the middle name Quasim in honor of him.

TE GEOFF SWAIM

- Two-time member of the Big 12 Commissioner's Honor Roll.
- Brother, Mycal, also attended Butte College and then played safety at Eastern Michigan (2012-13) before signing as a free agent with the Tampa Bay Buccaneers following the 2014 NFL Draft.

QB RYAN TANNEHILL

- Ryan founded the Tannehill's A.C.E.S. (Achieving Community Educations Success) program with wife, Lauren, which consisted of 17 sophomores from American Senior High School and is focused on awarding scholarships to the participating students who strive for good grades and took on an active role in their community by hosting monthly events to reward the students and help them give back to the community.
- Ryan's father, Tim, played wide receiver at Texas Tech from 1985-87.

S KENNY VACCARO

- Vaccaro traveled to Kenya during the 2016 offseason with former Texas and Saints teammate Alex Okafor and is involved in community and fundraising efforts to construct a school in the region.
- Vaccaro's uncle, A.J. Johnson, played for Washington (1989-94), helping them to Super Bowl XXVI win before spending a season with the San Diego Chargers (1995).
- Vaccaro founded the Kenny Vaccaro Foundation to provide economically challenged students with literacy and education resources so that they can achieve academic excellence, develop confident personal skills, and make positive decisions to avoid high risk behavior.

T ISAIAH WILSON

- Wilson enjoys watching cartoons, and he has a particular fondness for "SpongeBob SquarePants." "I can really dissect it deeply and learn a lot from it," he says.
- Wilson is comfortable working in the kitchen, dishing out everything from French toast to mac and cheese and collard greens to his family. He was employed at a summer camp for three summers in high school, spending much of that time in the camp kitchen.
- One of his rituals is eating an ice cream sundae the night before every game.
- Wilson welcomed the opportunity to begin his career in Music City. He listens to a diverse range of music, listing Travis Scott, Brantley Gilbert, Aretha Franklin and Mötley Crüe as a sampling of his many favorites.
- Prior to being drafted by the Titans, Wilson, a video game enthusiast, would choose the Titans when he played Madden NFL because of Derrick Henry. "You can't stop him," Wilson says.

QB LOGAN WOODSIDE

- In his free time, Woodside enjoys playing golf and fishing in his home state of Kentucky.
- His hometown of Frankfort, Ky., is a three-hour drive from Nashville.
- During the 2019 offseason, Woodside played for the Alliance of American Football League's San Antonio Commanders. In seven AAF games, he completed 116 of 201 passes for 1,385 yards and seven touchdowns.

THIS WEEK'S MEDIA CALENDAR

All media availabilities will take place via video conferencing unless otherwise noted.

8 Tuesday	9 Wednesday	10 Thursday	11 Friday	12 Saturday	13 Sunday	14 Monday
11:30-11:50 a.m. Burke Nihill/Gil Beverly Media Availability on Kickoff Week 12-12:30 p.m. Defensive Assistant Coaches Available	11 a.m. Mike Vrabel Press Conference 11:15 a.m.-12 p.m. Ryan Tannehill, additional players available 12:20 p.m. Practice (stretch, individual periods open to media) TBA Conference call for Nashville media with Broncos coach Vic Fangio	8:40-9:10 a.m. Coordinators available 11 a.m. Mike Vrabel Press Conference 11:15 a.m.-12 p.m. Derrick Henry, additional players available 12:20 p.m. Practice (stretch, individual periods open to media)	11 a.m. Mike Vrabel Press Conference 11:15 a.m.-12 p.m. Select players available 12:20 p.m. Practice (stretch, individual periods open to media)	No Access Final injury report for Monday's game released	No Access Travel Day	Titans at Broncos 9:20 p.m. CDT Empower Field at Mile High

TITANS RADIO AFFILIATES

Titans Radio brings football to fans across the Mid-South in one of the NFL's largest radio networks, including Nashville flagship 104.5 The Zone.

Play-by-play announcer **Mike Keith** connection with pro football across the Mid-South dates back to 1996, a year before the Oilers arrived in Tennessee, and he became the "Voice of the Titans" in 1999. Former Titans assistant coach and NFL head coach **Dave McGinnis** began serving as Titans Radio's color analyst in 2017, while Titans Radio gameday host **Rhett Bryan's** involvement with the broadcast dates back to 1997. **Jonathan Hutton** has been a member of the Titans Radio gameday crew since 2014, while **Amie Wells** has been reporting on the sidelines since 2018.

TITANS RADIO AFFILIATES:

Flagship				Tri-Cities			
Nashville	WGFX	FM	104.5	Union City	WQAK	FM	105.7
Tennessee				Waverly	WQMV	FM	93.5
Camden	WRJB	FM	95.9			AM	1060
	WFWL	AM	1220	Winchester	WCDT	AM	1340
Centerville	WNKX	FM	96.7	Alabama			
Chattanooga	WGOW	FM	102.3	Birmingham	WJOX	FM	94.5
		AM	1150	Florence	WQLT	FM	107.3
Clarksville	WKFN	AM	540	Huntsville	WUMP	AM	730
		FM	104.1			FM	103.9
Cleveland	WCLE	FM	104.1	Huntsville	WVNN	AM	770
Columbia	WMCP	AM	1280			FM	92.5
Cookeville	WKXD	FM	106.9	Scottsboro	WWIC	AM	1050
Fayetteville	WYTM	FM	105.5	Kentucky			
Jackson	WZDQ	FM	102.3	Benton	WCBL	AM	1290
Knoxville	WOKI	FM	98.7	Bowling Green	WPTQ	FM	105.3
Lawrenceburg	WTNX	FM	106.7	Cadiz	WKDZ	FM	106.5
Lebanon	WANT	FM	98.9	Elizabethtown	WIEL	FM	106.1
Lebanon	WCOR	AM	1490			AM	1400
Lewisburg	WJJM	FM	94.3	Hardinsburg	WXBC	FM	104.3
Manchester	WMSR	FM	107.9	Henderson	WSO	AM	860
		AM	1230			FM	96.5
Memphis	WMFS	FM	92.9	Madisonville	WWKY	FM	97.7
		AM	680	Owensboro	WVJS	FM	92.9
Memphis	WMC	AM	790			AM	1420
Morristown	WCRK	FM	105.7	Paducah	WPAD	FM	99.5
Nashville	WGFX	FM	104.5			AM	1560
Pulaski	WKSR	FM	100.9				
		AM	1420				

MEDIA CONTACT INFORMATION

Titans Practice Facility/Training Camp Site:

Saint Thomas Sports Park
460 Great Circle Road
Nashville, TN 37228

Nissan Stadium:

One Titans Way
Nashville, TN 37213

Media-Only Website/Credential Application:


www.TennesseeTitans.com/media/credentials (username and password available through Titans media relations)

Phone:

(615) 565-4000 (main)
(615) 565-4100 (media relations)
(615) 565-4200 (ticket office)

Titans Media Relations:

Robbie Bohren | Senior Director of Communications
(615) 565-4101 | rbohren@titans.nfl.com
Dwight Spradlin | Assistant Director of Media Relations
(615) 565-4102 | dspradlin@titans.nfl.com
Jared Puffer | Media Relations Manager
(615) 565-4107 | jpuffer@titans.nfl.com
Kate Guerra | Team Publicist
(615) 565-4139 | kguerra@titans.nfl.com
Kim Smith | Media Relations Coordinator
(615) 565-4103 | ksmith@titans.nfl.com
Arden Shirley | Media Relations Seasonal Assistant
(615) 565-4123 | ashirley@titans.nfl.com



Click to access the 2020 Titans Media Guide

TITANS TV RATINGS

2020 Titans television ratings in the Nashville market:

Date/Opponent	Day/Time	Network	Rating/Share	Rank
9/14 at Den	Mon. 9:20 p.m.	ESPN/WZTV	-	-
9/20 vs Jax	Sun. noon	CBS	-	-
9/27 at Min	Sun. noon	CBS	-	-
10/4 vs. Pit	Sun. noon	CBS	-	-
10/11 vs Buf	Sun. noon	CBS	-	-
10/18 vs Hou	Sun. noon	CBS	-	-
11/1 at Cin	Sun. noon	CBS	-	-
11/8 vs Chi	Sun. noon	FOX	-	-
11/12 vs Ind	Thu. 7:20 p.m.	FOX/NFLN	-	-
11/22 at Bal	Sun. noon	CBS	-	-
11/29 at Ind	Sun. noon	CBS	-	-
12/6 vs Cle	Sun. noon	CBS	-	-
12/13 at Jax	Sun. noon	CBS	-	-
12/19-20 vs Det	TBD	TBD	-	-
12/27 at GB	Sun. 7:20 p.m.	NBC	-	-
1/3 at Hou	Sun. noon	CBS	-	-
2020 Regular Season Average			- / -	

Note: One rating point is equal to 10,218 TV homes in the Nashville television market

Previous yearly Titans television ratings in the Nashville market (regular season only):

Season	Rtg/Shr	Season	Rtg/Shr	Season	Rtg/Shr
2019	24.1/44	2012	23.5/39	2005	21.8/42
2018	22.7/39	2011	27.7/46	2004	26.5/48
2017	19.9/35	2010	30.2/50	2003	33.4/57
2016	22.0/38	2009	30.9/50	2002	26.8/49
2015	21.3/37	2008	32.4/55	2001	24.5/42
2014	20.7/36	2007	28.6/49	2000	29.1/50
2013	25.0/41	2006	23.0/42	1999	19.8/35

FREE LIVE ONLINE STREAMING

Local & Primetime Games Only

Watch Titans games live for free in the official Titans Mobile App (iOS & Android) and on TennesseeTitans.com mobile web.

Primetime and nationally televised games are free and available to anyone located in the United States. Local market games are restricted. Please check local TV listings for availability.

Be sure to "Allow Location Access" if and when prompted to access the live stream.

For more information, [CLICK HERE](#).

[DOWNLOAD THE TITANS MOBILE APP](#)

Geographic and device restrictions apply. Local & primetime games only. Data charges may apply.

TITANS ON THE AIR

Programs listed for the Nashville market. Outside of Nashville, check local listings for Titans Radio and "Titans All Access" stations and times.

MONDAYS

Radio

"The Mike Vrabel Show" | 6-7 p.m. | Titans Radio/104.5 The Zone

TUESDAYS

Radio

"Titans Tonight" with Keith Bulluck | 6-7 p.m. | Titans Radio/104.5 The Zone

TV

"The Mike Vrabel Show" | 6:30-7 p.m. | WKRN News 2

WEDNESDAYS

Radio

"Mac Talk" with Dave McGinnis | 6-7 p.m. | 104.5 The Zone

TV

"Titans Blitz" with Eddie George | 6:30-7 p.m. | MyTV 30

SATURDAYS

TV

"Titans All Access" | 11:30 a.m.-noon | FOX 17

SUNDAYS

TV

"Titans All Access" | 10:30-11 a.m. | FOX 17

Radio (Noon Kickoff)

"Countdown to Kickoff" | 10-11 a.m. | 104.5 The Zone

"Titans Countdown" | 11 a.m.-12 p.m. | Titans Radio/104.5 The Zone

"Titans Postgame Show" | 3-5 p.m. | 104.5 The Zone

THE OTP: OFFICIAL TITANS PODCAST

Hosted by **Mike Keith** and **Amie Wells**, The OTP features contributions from TennesseeTitans.com senior writer/editor **Jim Wyatt**, Titans Radio analyst **Dave McGinnis** and various Titans players and guests each week throughout the season. The OTP is available at TennesseeTitans.com/podcasts.

TITANS ALL ACCESS

The Titans' 30-minute, official magazine-style TV show returns for its 18th season in 2020. **Mike Keith** and **Amie Wells** co-host the show, joined by Titans general manager **Jon Robinson**.

Titans All Access features a variety of long-form stories every week. The show always reviews and previews Titans games, but also shares on-and-off-field stories about the players, coaches and their families. Other Titans All Access staples include one-on-one chats with players and exclusive insight from Robinson, plus Titans news from TennesseeTitans.com senior writer/editor **Jim Wyatt**.

Titans All Access is shown locally on Nashville's FOX 17 Saturdays at 11:30 a.m. and Sundays at 10:30 a.m. It also airs in Nashville on CW 58 and on MyTV 30.

Titans All Access also has affiliates in Memphis, Knoxville, Chattanooga, Jackson, Huntsville and Paducah.



2019 NFL DIVISIONAL STANDINGS

AFC East									NFC East								
W	L	T	Pct	Home	Road	Div	Conf		W	L	T	Pct	Home	Road	Div	Conf	
yx-New England Patriots	12	4	0	.750	6-2	6-2	5-1	8-4	yx-Philadelphia Eagles	9	7	0	.563	5-3	4-4	5-1	7-5
x-Buffalo Bills	10	6	0	.625	4-4	6-2	3-3	7-5	Dallas Cowboys	8	8	0	.500	5-3	3-5	5-1	7-5
New York Jets	7	9	0	.438	5-3	2-6	2-4	4-8	New York Giants	4	12	0	.250	2-6	2-6	2-4	3-9
Miami Dolphins	5	11	0	.313	3-5	2-6	2-4	4-8	Washington Redskins	3	13	0	.188	1-7	2-6	0-6	2-10
AFC North									NFC North								
W	L	T	Pct	Home	Road	Div	Conf		W	L	T	Pct	Home	Road	Div	Conf	
*zyx-Baltimore Ravens	14	2	0	.875	7-1	7-1	5-1	10-2	zyx-Green Bay Packers	13	3	0	.813	7-1	6-2	6-0	10-2
Pittsburgh Steelers	8	8	0	.500	5-3	3-5	3-3	6-6	Minnesota Vikings	10	6	0	.625	6-2	4-4	2-4	7-5
Cleveland Browns	6	10	0	.375	4-4	2-6	3-3	6-6	Chicago Bears	8	8	0	.500	4-4	4-4	4-2	7-5
Cincinnati Bengals	2	14	0	.125	2-6	0-8	1-5	2-10	Detroit Lions	3	12	1	.219	2-6	1-6-1	0-6	2-9-1
AFC South									NFC South								
W	L	T	Pct	Home	Road	Div	Conf		W	L	T	Pct	Home	Road	Div	Conf	
yx-Houston Texans	10	6	0	.625	5-3	5-3	4-2	8-4	yx-New Orleans Saints	13	3	0	.813	6-2	7-1	5-1	9-3
x-Tennessee Titans	9	7	0	.563	4-4	5-3	3-3	7-5	Atlanta Falcons	7	9	0	.438	3-5	4-4	4-2	6-6
Indianapolis Colts	7	9	0	.438	5-3	2-6	3-3	5-7	Tampa Bay Buccaneers	7	9	0	.438	2-6	5-3	2-4	5-7
Jacksonville Jaguars	6	10	0	.375	3-5	3-5	2-4	6-6	Carolina Panthers	5	11	0	.313	2-6	3-5	1-5	2-10
AFC West									NFC West								
W	L	T	Pct	Home	Road	Div	Conf		W	L	T	Pct	Home	Road	Div	Conf	
zyx-Kansas City Chiefs	12	4	0	.750	5-3	7-1	6-0	9-3	*zyx-San Francisco 49ers	13	3	0	.813	6-2	7-1	5-1	10-2
Denver Broncos	7	9	0	.438	5-3	2-6	3-3	6-6	x-Seattle Seahawks	11	5	0	.688	4-4	7-1	3-3	8-4
Oakland Raiders	7	9	0	.438	5-3	2-6	3-3	5-7	Los Angeles Rams	9	7	0	.563	5-3	4-4	3-3	7-5
Los Angeles Chargers	5	11	0	.313	2-6	3-5	0-6	3-9	Arizona Cardinals	5	10	1	.344	2-5-1	3-5	1-5	3-8-1

x - clinched playoff berth
z - clinched first-round bye

y - clinched division title
* - clinched home-field advantage

TITANS OFFENSIVE AND DEFENSIVE RANKINGS BY THE WEEK AND BY THE SEASON

2020 Season		NFL OFFENSE			AFC OFFENSE			2020 Season		NFL DEFENSE			AFC DEFENSE		
Week	Opp.	Tot	Rush	Pass	Tot	Rush	Pass	Week	Opp.	Tot	Rush	Pass	Tot	Rush	Pass
1	at Den							1	at Den						
2	Jax							2	Jax						
3	at Min							3	at Min						
4	Pit							4	Pit						
5	Buf							5	Buf						
6	Hou							6	Hou						
7	Bye							7	Bye						
8	at Cin							8	at Cin						
9	Chi							9	Chi						
10	Ind							10	Ind						
11	at Bal							11	at Bal						
12	at Ind							12	at Ind						
13	Cle							13	Cle						
14	at Jax							14	at Jax						
15	Det							15	Det						
16	at GB							16	at GB						
17	at Hou							17	at Hou						

Final regular season offensive team rankings:

Titans in 2019	12	3	21	5	2	9
Titans in 2018	25	7	29	11	3	14
Titans in 2017	23	15	23	9	8	11
Titans in 2016	11	3	25	5	2	11
Titans in 2015	30	25	25T	16	10	14
Titans in 2014	29	26	22	14	14	11
Titans in 2013	22	14	21	11	7	11
Titans in 2012	26	21	22	12	10	11
Titans in 2011	17	31	12	8	16	5
Titans in 2010	27	17	25	15	10	13
Titans in 2009	12	2	23	6	2	10
Titans in 2008	21	7	27	10	3	12
Titans in 2007	21	5	27	10	3	14
Titans in 2006	27	5	30	12	3	15
Titans in 2005	17	23	9	10	12	5
Titans in 2004	11	14	10	6	10	5
Titans in 2003	8	26	5	4	14	3
Titans in 2002	17	11	20	9	7	11
Titans in 2001	8	12	8T	5	8	4
Titans in 2000	14	7	16	8	6	8
Titans in 1999	13	13	13T	6	9	5T

Final regular season defensive team rankings:

Titans in 2019	21	12	24	11	7	13
Titans in 2018	8	18	6	5	8	4
Titans in 2017	13	4	25	5	1	12
Titans in 2016	20	2	30	11	1	16
Titans in 2015	12	18	7	8	12	3
Titans in 2014	27	31	15	16	15	9
Titans in 2013	14	20	11	8	8	6
Titans in 2012	27	24	26	15	11	14
Titans in 2011	18T	24	14	11	11	10
Titans in 2010	26	20	29	13	10	14
Titans in 2009	28	11T	31	14	5T	16
Titans in 2008	7	6	9	3	3	4
Titans in 2007	5	5	10	4	3	9
Titans in 2006	32	30	27	16	15	15
Titans in 2005	19	22	17	10	11	7
Titans in 2004	27	18	26	13	11	12
Titans in 2003	12	1	30	9	1	15
Titans in 2002	10	2	25	5	2	13
Titans in 2001	25	5	31	15	3	16
Titans in 2000	1	3	1	1	2	1
Titans in 1999	17	10	25	12	6	15

TENNESSEE TITANS OFFENSIVE AND DEFENSIVE STATS, 1999-2019 (REGULAR SEASON)

1999–2019 TITANS - OFFENSE																					
OFFENSE	2019	2018	2017	2016	2015	2014	2013	2012	2011	2010	2009	2008	2007	2006	2005	2004	2003	2002	2001	2000	1999
GAMES (Won-Lost)	9-7	9-7	9-7	9-7	3-13	2-14	7-9	6-10	9-7	6-10	8-8	13-3	10-6	8-8	4-12	5-11	12-4	11-5	7-9	13-3	13-3
FIRST DOWNS	317	289	290	322	298	258	311	260	281	252	288	268	306	261	279	308	310	312	288	299	294
Rushing	104	106	97	115	66	75	103	70	71	73	115	108	118	105	72	85	84	112	87	107	109
Passing	177	156	157	175	195	159	172	166	185	155	154	143	171	133	191	200	211	182	179	167	167
Penalty	36	27	36	32	37	24	36	24	25	24	19	17	17	23	16	23	15	18	22	25	18
YDS GAINED (tot)	5,805	4,998	5,024	5,728	4,988	4,859	5,390	5,010	5,361	4,834	5,623	5,018	4,987	4,810	5,122	5,487	5,501	5,272	5,352	5,350	5,296
Avg per Game	362.8	312.4	314.0	358.0	311.8	303.7	336.9	313.1	335.1	302.1	351.4	313.6	311.7	300.6	320.1	342.9	343.8	329.5	334.5	334.4	331.0
RUSHING (net)	2223	2,023	1,833	2,187	1,485	1,447	1,894	1,687	1,438	1,727	2,592	2,199	2,109	2,214	1,525	1,871	1,623	1,952	1,794	2,085	1,811
Avg per Game	138.9	126.4	114.6	136.7	92.8	90.4	118.4	105.4	89.9	107.9	162.0	137.4	131.8	138.4	95.3	116.9	101.4	122.0	112.1	130.3	113.2
Rushes	445	454	443	476	371	356	462	378	376	406	499	508	543	469	397	420	486	511	468	546	459
Yards per Rush	5.0	4.5	4.1	4.6	4.0	4.1	4.1	4.5	3.8	4.3	5.2	4.3	3.9	4.7	3.8	4.5	3.3	3.8	3.8	3.8	3.9
PASSING (net)	3,582	2,975	3,191	3,541	3,503	3,412	3,496	3,323	3,923	3,107	3,031	2,819	2,878	2,596	3,597	3,616	3,878	3,320	3,558	3,265	3,485
Avg per Game	223.9	185.9	199.4	221.3	218.9	213.3	218.5	207.7	245.2	194.2	189.4	176.2	179.9	162.3	224.8	226.0	242.4	207.5	222.4	204.1	217.8
Passes Att.	448	437	496	504	551	513	533	540	584	474	476	453	464	447	594	589	502	500	515	462	527
Completed	297	293	306	307	342	299	328	318	353	273	271	265	288	226	358	356	315	306	307	286	304
Pct Completed	66.3	67.0	61.7	60.9	62.1	58.3	61.5	58.9	60.4	57.6	56.9	58.5	62.1	50.6	60.3	60.4	62.7	61.2	59.6	61.9	57.7
Yards Gained	3,956	3,255	3,394	3,720	3,893	3,738	3,710	3,577	4,113	3,278	3,104	2,902	3,077	2,748	3,797	3,933	4,031	3,441	3,867	3,430	3,622
Sacked	56	47	35	28	54	50	37	39	24	27	15	12	30	29	31	44	25	21	43	28	25
Yards Lost	374	280	203	179	390	326	214	254	190	171	73	83	199	152	200	317	153	121	309	165	137
Had intercepted	8	12	17	11	17	16	16	16	14	15	15	9	17	19	14	19	9	15	17	16	13
Yards Opp Ret	204	219	262	203	263	214	132	260	167	120	121	88	116	250	293	306	264	179	163	236	227
Opp TDs on Int	0	1	2	3	3	1	1	4	3	1	0	0	0	2	4	2	3	2	2	3	2
PUNTS	78	75	75	77	88	89	79	83	86	77	69	87	73	88	78	79	71	66	85	76	90
Avg Yards	47.1	46.4	49.7	44.2	47.4	46.3	42.9	46.4	43.6	42.9	43.4	42.8	41.9	42.7	43.2	42.9	43.9	41.3	42.0	40.8	42.5
PUNT RETURNS	22	27	36	30	38	30	31	31	47	27	33	34	42	37	45	40	37	28	36	53	40
Avg Return	7.7	8.8	8.5	7.9	8.1	6.9	7.7	15.3	10.4	12.2	6.7	9.7	8.7	12.6	9.3	4.3	11.6	7.8	7.8	12.7	9.0
Returned for TD	0	0	0	0	0	0	0	3	1	1	0	0	0	3	1	0	1	0	0	1	1
KICKOFF RETURNS	30	23	28	33	33	48	44	63	32	64	69	52	52	79	70	79	68	50	71	47	56
Avg Return	21.3	32.0	22.1	19.1	20.6	23.4	24.9	23.6	26.0	24.3	20.5	25.4	21.1	23.2	24.2	19.7	19.1	19.6	19.9	26.1	18.6
Returned for TD	0	1	0	0	0	0	0	1	1	1	0	0	0	0	0	0	0	0	1	0	0
PENALTIES	99	82	85	110	93	111	101	106	104	128	98	108	101	94	125	110	110	112	119	107	114
Yards Penalized	932	727	785	1,012	779	961	900	847	960	1,040	821	855	773	803	1,002	923	887	891	1,025	870	1,069
FUMBLES BY	21	18	10	17	25	23	27	21	17	22	27	18	32	29	27	33	24	20	18	24	17
Fumbles Lost	9	6	8	7	16	10	9	12	8	14	16	8	17	7	12	12	12	10	11	14	9
Opp Fumbles	16	14	23	12	16	7	24	15	20	25	20	28	26	19	20	22	21	22	21	39	39
Opp Fum Lost	9	6	9	6	8	4	12	5	12	8	7	11	12	11	11	12	13	11	11	13	24
POSS. TIME (avg)	28:31	29:28	29:51	30:32	29:25	27:31	30:00	27:18	27:52	25:54	28:27	29:09	31:38	27:17	31:13	31:40	32:52	32:47	31:29	33:48	31:30
TOUCHDOWNS	54	34	33	46	37	28	41	36	34	40	39	41	28	36	33	41	48	42	39	38	46
Rushing	21	15	18	16	10	6	16	10	8	13	19	24	17	15	8	12	11	16	12	14	19
Passing	29	16	14	29	25	20	22	17	22	24	16	13	9	13	20	27	30	22	23	18	23
Returns	4	3	1	1	2	2	3	9	4	3	4	4	2	8	5	2	7	4	4	6	4
EXTRA-PT KICKS	50/52	28/31	31/33	39/41	29/31	27/27	41/41	35/35	34/34	38/38	37/37	40/40	28/28	32/32	30/32	39/39	43/44	36/36	34/35	37/38	43/43
2-PT CONVERSIONS	1/2	0/1	0/0	0/5	3/5	0/1	0/0	1/1	0/0	1/2	1/2	1/1	0/0	3/3	0/1	1/2	3/4	2/6	3/4	0/0	1/3
FIELD GOALS/FGA	8/18	26/30	35/42	22/24	14/16	19/22	25/29	25/31	29/32	24/26	27/32	29/33	35/39	22/28	23/29	19/27	32/37	25/31	20/28	27/33	21/25
POINTS SCORED	402	310	334	381	299	254	362	330	325	356	354	375	301	324	299	344	435	367	336	346	392
TURNOVER DIFF.	+6	-1	-4	0	-14	-10	0	-4	+1	-4	-4	+14	0	+2	-6	-1	+13	+4	-4	0	+19

1999-2019 TITANS - DEFENSE

DEFENSE	2019	2018	2017	2016	2015	2014	2013	2012	2011	2010	2009	2008	2007	2006	2005	2004	2003	2002	2001	2000	1999
POINTS ALLOWED	331	303	356	378	423	438	381	471	317	339	402	234	297	400	421	439	324	324	388	191	324
OPP FIRST DOWNS	335	298	323	324	317	357	329	358	324	356	323	276	268	329	294	318	275	297	300	215	300
Rushing	95	98	68	70	101	119	108	122	111	107	89	81	80	121	89	99	79	75	79	62	81
Passing	213	182	231	227	192	211	191	210	187	214	210	166	165	181	180	189	167	197	192	134	193
Penalty	27	18	24	27	24	27	30	26	26	35	24	29	23	27	25	30	29	25	29	19	26
OPP YARDS GAINED	5,752	5,334	5,248	5,720	5,475	5,968	5,407	5,999	5,682	5,883	5,850	4,698	4,665	5,915	5,110	5,724	4,901	4,964	5,515	3,814	5,245
Avg per Game	359.5	333.4	328.0	357.5	342.2	373.0	337.9	374.9	355.1	367.7	365.6	293.6	291.6	369.7	319.4	357.8	306.3	310.3	344.7	238.4	327.8
OPP RUSHING(net)	1,672	1,863	1,420	1,413	1,797	2,195	1,795	2,035	2,053	1,851	1,711	1,502	1,478	2,313	1,894	1,917	1,295	1,424	1,431	1,390	1,550
Avg per Game	104.5	116.4	88.8	88.3	112.3	137.2	112.2	127.2	128.3	115.7	106.9	93.9	92.4	144.6	118.4	119.8	80.9	89.0	89.4	86.9	96.9
Rushes	415	429	398	356	462	515	446	483	461	474	402	403	369	506	449	421	342	372	405	387	383
Yards per Rush	4.0	4.3	3.6	4.0	3.9	4.3	4.0	4.2	4.5	3.9	4.3	3.7	4.0	4.6	4.2	4.6	3.8	3.8	3.5	3.6	4.0
OPP PASSING(net)	4,080	3,471	3,828	4,307	3,678	3,773	3,612	3,964	3,629	4,032	4,139	3,196	3,187	3,602	3,216	3,807	3,606	3,540	4,084	2,424	3,695
Avg per Game	255.0	216.9	239.3	269.2	229.9	235.8	225.8	247.8	226.8	252.0	258.7	199.8	199.2	225.1	201.0	237.9	225.4	221.3	255.3	151.5	230.9
Passes Att.	598	533	605	635	502	545	545	564	591	625	604	575	569	530	470	524	546	562	559	466	557
Completed	386	337	369	388	319	347	344	374	369	410	404	342	349	335	296	333	332	339	328	242	312
Pct Completed	64.5	63.2	61.0	61.1	63.5	63.7	63.1	66.3	62.4	65.6	66.9	59.5	61.3	63.2	63.0	63.5	60.8	60.3	58.7	51.9	56.0
Sacked	43	39	43	40	39	39	36	39	28	40	32	44	40	26	41	32	38	40	32	55	54
Yards Lost	276	248	272	278	271	222	227	241	180	272	224	262	241	148	246	220	223	213	175	337	305
INTERCEPTED BY	14	11	12	12	11	12	13	19	11	17	20	20	22	17	9	18	21	18	13	17	16
Yards Returned	158	120	154	68	164	122	113	358	179	198	433	351	358	282	129	285	312	198	78	285	257
Returned for TD	1	2	0	0	1	1	1	4	1	1	4	3	2	2	2	1	3	3	0	4	1
OPP PUNT RETURNS	30	33	41	36	47	43	35	39	36	35	29	32	31	33	32	31	30	28	36	28	45
Avg return	9.0	9.0	7.0	9.6	12.9	8.1	6.0	10.4	6.1	6.1	7.2	9.1	8.8	8.4	4.5	6.3	9.2	13.9	7.3	5.7	7.4
OPP KICKOFF RET	37	25	32	21	22	31	45	33	30	56	71	61	58	58	57	69	81	74	57	76	76
Avg return	23.7	27.8	23.4	22.0	27.2	27.6	24.4	26.1	22.7	24.8	24.1	25.0	24.2	21.8	22.6	20.1	18.8	20.0	24.9	20.9	21.0
OPP TOUCHDOWNS	39	32	36	43	51	48	40	55	34	32	48	25	35	46	51	52	35	40	46	20	39
Rushing	14	9	5	10	11	17	21	16	10	7	16	12	11	20	12	18	10	7	17	7	8
Passing	25	21	27	25	34	28	15	31	21	23	31	12	21	24	33	29	20	27	27	10	26
Returns	0	2	4	8	6	3	4	8	3	2	1	1	3	2	6	5	5	6	2	3	5

2019 TENNESSEE TITANS REGULAR SEASON STATISTICS

Won 9, Lost 7

Date	W-L	Score	OT	Opponent	Attendance
09/08	W	43-13		at Cleveland	67,431
09/15	L	17-19		Indianapolis	62,849
09/19	L	7-20		at Jacksonville	58,613
09/29	W	24-10		at Atlanta	72,108
10/06	L	7-14		Buffalo	66,910
10/13	L	0-16		at Denver	75,815
10/20	W	23-20		L.A. Chargers	62,431
10/27	W	27-23		Tampa Bay	62,073
11/03	L	20-30		at Carolina	72,540
11/10	W	35-32		Kansas City	68,864
11/24	W	42-20		Jacksonville	60,926
12/01	W	31-17		at Indianapolis	60,361
12/08	W	42-21		at Oakland	52,760
12/15	L	21-24		Houston	65,265
12/22	L	28-38		New Orleans	66,756
12/29	W	35-14		at Houston	71,794

Statistic	Tenn.	Opp.
Total First Downs	317	335
Rushing	104	95
Passing	177	213
Penalty	36	27
3rd Down: Made/Att	70/185	74/204
3rd Down Pct.	37.8	36.3
4th Down: Made/Att	4/14	10/25
4th Down Pct.	28.6	40.0
Possession Avg.	28:31	31:29
Total Net Yards	5,805	5,752
Avg. Per Game	362.8	359.5
Total Plays	949	1056
Avg. Per Play	6.1	5.4
Net Yards Rushing	2,223	1,672
Avg. Per Game	138.9	104.5
Total Rushes	445	415
Net Yards Passing	3,582	4,080
Avg. Per Game	223.9	255.0
Sacked/Yards Lost	56/374	43/276
Gross Yards	3956	4356
Att./Completions	448/297	598/386
Completion Pct.	66.3	64.5
Had Intercepted	8	14
Punts/Average	78/47.1	71/46.5
Net Punting Avg.	78/43.1	71/42.7
Penalties/Yards	99/932	125/1025
Fumbles/Ball Lost	21/9	16/9
Touchdowns	54	39
Rushing	21	14
Passing	29	25
Returns	4	0

Score By Periods	Q1	Q2	Q3	Q4	OT	PTS
Team	69	77	110	146	0	402
Opponents	74	99	87	71	0	331

Scoring	TD	Rush	Rec	Ret	K-PAT	FG	S	PTS
Henry	18	16	2	0			0	108
A. Brown	9	1	8	0			0	54
Succop	0	0	0	0	24/25	1/6	0	27
Tannehill	4	4	0	0			0	26
Santos	0	0	0	0	12/12	4/9	0	24
Sharpe	4	0	4	0			0	24
Jon. Smith	3	0	3	0			0	18
Parkey	0	0	0	0	5/6	3/3	0	14
C. Davis	2	0	2	0			0	12
Humphries	2	0	2	0			0	12
De. Walker	2	0	2	0			0	12
Joseph	0	0	0	0	9/9	0/0	0	9
J. Brown	1	0	0	1d			0	6
Butler	1	0	0	1a			0	6
Evans	1	0	0	1b			0	6
Firkser	1	0	1	0			0	6
Kelly	1	0	1	0			0	6
D. Lewis	1	0	1	0			0	6
Pruitt	1	0	1	0			0	6
Quessenberry	1	0	1	0			0	6
Raymond	1	0	1	0			0	6
T. Smith	1	0	0	1c			0	6
Wake	0	0	0	0			1	2
Team	54	21	29	4	50/52	8/18	1	402
Opponents	39	14	25	0	30/35	21/27	0	331

a - 38-yd INT return at Cle, 9/8; b - 53-yd fumble return vs. KC, 11/10; c - 63-yd blocked FG return at Ind, 12/1; d - 46-yd fumble return at Oak, 12/8

2-Pt Conv: Tannehill, TM 1-2, OPP 2-4

Passing	Att	Cmp	Yds	Cmp%	Yds/Att	TD	TD%	Int	Int%	Long	Sack/Lost	Rating
Tannehill	286	201	2,742	70.3	9.59	22	7.7	6	2.1	91t	31/212	117.5
Mariota	160	95	1,203	59.4	7.52	7	4.4	2	1.3	75t	25/162	92.3
Kern	2	1	11	50.0	5.50	0	0.0	0	0.0	11	0/0	66.7
Team	448	297	3,956	66.3	8.83	29	6.5	8	1.8	91t	56/374	108.3
Opponents	598	386	4,356	64.5	7.28	25	4.2	14	2.3	63t	43/276	90.4

Rushing	No.	Yds	Avg	Long	TD
Henry	303	1,540	5.1	74t	16
D. Lewis	54	209	3.9	17	0
Tannehill	43	185	4.3	25	4
Mariota	24	129	5.4	15	0
Jon. Smith	4	78	19.5	57	0
A. Brown	3	60	20.0	49t	1
Dawkins	11	26	2.4	14	0
Humphries	1	1	1.0	1	0
Kern	1	0	0.0	0	0
Raymond	1	-5	-5.0	-5	0
Team	445	2,223	5.0	74t	21
Opponents	415	1,672	4.0	69	14

Receiving	No.	Yds	Avg	Long	TD
A. Brown	52	1,051	20.2	91t	8
C. Davis	43	601	14.0	38	2
Humphries	37	374	10.1	30	2
Jon. Smith	35	439	12.5	57	3
Sharpe	25	329	13.2	47	4
D. Lewis	25	164	6.6	24	1
De. Walker	21	215	10.2	29	2
Henry	18	206	11.4	75t	2
Firkser	14	204	14.6	39	1
Raymond	9	170	18.9	52	1
Pruitt	6	90	15.0	42	1
Blasingame	4	54	13.5	24	0
Jennings	2	17	8.5	11	0
Hollister	2	13	6.5	11	0
R. Davis	1	16	16.0	16	0
Byard	1	11	11.0	11	0
Kelly	1	1	1.0	1t	1
Quessenberry	1	1	1.0	1t	1
Team	297	3,956	13.3	91t	29
Opponents	386	4,356	11.3	63t	25

Interceptions	No.	Yds	Avg	Long	TD
Byard	5	79	15.8	28	0
Ryan	4	16	4.0	16	0
Butler	2	61	30.5	38t	1
Vaccaro	1	2	2.0	2	0
J. Brown	1	0	0.0	0	0
Landry	1	0	0.0	0	0
Team	14	158	11.3	38t	1
Opponents	8	204	25.5	86	0

Punting	No.	Yds	Avg	Net	TB	In	Lg	B
Kern	78	3,672	47.1	43.1	2	37	70	0
Team	78	3,672	47.1	43.1	2	37	70	0
Opponents	71	3,300	46.5	42.7	5	32	64	0

Punt Returns	Ret	FC	Yds	Avg	Long	TD
Humphries	12	19	78	6.5	21	0
Raymond	4	7	45	11.3	14	0
Jackson	3	1	26	8.7	17	0
R. Davis	2	3	9	4.5	10	0
Sims	1	0	11	11.0	11	0
Team	22	30	169	7.7	21	0
Opponents	30	19	269	9.0	42	0

Kickoff Returns	No.	Yds	Avg	Long	TD
Raymond	18	403	22.4	45	0
Jennings	9	196	21.8	26	0
Jackson	2	23	11.5	23	0
Jon. Smith	1	16	16.0	16	0
Team	30	638	21.3	45	0
Opponents	37	877	23.7	47	0

Field Goals	1-19	20-29	30-39	40-49	50+
Santos	0/0	0/0	1/3	2/3	1/3
Succop	0/0	0/0	1/1	0/4	0/1
Parkey	0/0	0/0	0/0	2/2	1/1
Team	0/0	0/0	2/4	4/9	2/5
Opponents	0/0	5/5	4/5	9/11	3/6

Santos: (37G,53G) (49G,45N) () (45G) (50N,36N,33B,53N) () () () () () () () ()
 Succop: () () () () () () () (43N,56N,44N) () () (31G) (42N) (45B) () ()
 Parkey: () () () () () (45G) (51G,42G) () () () () () () ()
 Joseph: () () () () () () () () () () () ()
 OPP: () () (40G,48G) (32N,42G) () (31G,53G,48G) (29G, 50G) (22G,48G,24G) (35G,49N) (30G,41G,43G,39G,52B) (49G,50G) (55N,53B,28G,46B) () (29G) (47G) ()

Sacks: Landry 9, Casey 5, Correa 5, Ryan 4.5, Roberson 3, Evans 2.5, Wake 2.5, Finch 2, Simmons 2, Mack 1.5, J. Brown 1, Gilbert 1, D. Jones 1, Vaccaro 1, Woodyard 1, (group) 1, TM 43, OPP 56

FUM/Lost: Tannehill 6/3, Henry 5/3, Mariota 3/0, A. Brown 1/0, C. Davis 1/0, Humphries 1/0, Jackson 1/1, D. Lewis 1/1, Raymond 1/1, De. Walker 1/0

2019 TENNESSEE TITANS REGULAR SEASON DEFENSIVE STATISTICS

PLAYER	TACKLES			SACKS		QB		TFL		INTERCEPTIONS				PD	FUMBLES		
	Tot	Solo	Asst	Sk	Yds					No	Yds	Lg	TD		FF	FR	Yds
Evans, Rashaan	139	84	55	2.5	13.5	11	11	0	0	0	0	1	0	1	53t		
Ryan, Logan	120	76	44	4.5	31.5	2	4	4	16	16	0	19	4	0	0		
Brown, Jayon	117	89	28	1.0	1.0	7	4	1	0	0	0	9	0	1	47t		
Vaccaro, Kenny	104	62	42	1.0	6.0	1	1	1	2	2	0	5	0	0	0		
Byard, Kevin	91	57	34	0.0	0.0	1	2	5	79	28	0	10	0	0	0		
Landry III, Harold	81	56	25	9.0	53.0	28	4	1	0	0	0	1	1	2	0		
Casey, Jurrell	61	41	20	5.0	42.0	30	3	0	0	0	0	0	1	2	0		
Jones, DaQuan	50	34	16	1.0	0.0	21	1	0	0	0	0	3	0	0	0		
Woodyard, Wesley	46	32	14	1.0	10.0	1	3	0	0	0	0	1	1	0	0		
Jackson, Adoree'	40	36	4	0.0	0.0	0	2	0	0	0	0	7	0	0	0		
Simmons, Jeffery	40	25	15	2.0	7.0	14	2	0	0	0	0	1	0	0	0		
Correa, Kamalei	37	23	14	5.0	21.0	7	2	0	0	0	0	2	0	1	0		
Sims, LeShaun	31	23	8	0.0	0.0	0	0	0	0	0	0	2	0	0	0		
Butler, Malcolm	30	23	7	0.0	0.0	0	0	2	61	38t	1	10	0	0	0		
Johnson, Austin	29	16	13	0.0	0.0	3	1	0	0	0	0	1	0	0	0		
Smith, Tye	24	19	5	0.0	0.0	0	0	0	0	0	0	0	2	0	0		
Gilbert, Reggie	24	15	9	1.0	4.0	7	1	0	0	0	0	1	0	0	0		
Long Jr., David	15	8	7	0.0	0.0	0	2	0	0	0	0	1	1	0	0		
Brock Sr., Tramaine	13	10	3	0.0	0.0	0	1	0	0	0	0	2	0	0	0		
Finch, Sharif	13	10	3	2.0	16.0	1	2	0	0	0	0	0	0	0	0		
Hooker, Amani	13	8	5	0.0	0.0	0	0	0	0	0	0	0	0	0	0		
Mack, Isaiah	11	6	5	1.5	9.5	8	0	0	0	0	0	0	0	1	0		
Orr, Kareem	9	7	2	0.0	0.0	0	0	0	0	0	0	0	0	0	0		
Wake, Cameron	5	3	2	2.5	20.5	11	0	0	0	0	0	1	0	0	0		
Roberson, Derick	4	4	0	3.0	23.0	0	0	0	0	0	0	0	0	0	0		
Urban, Brent	4	2	2	0.0	0.0	3	0	0	0	0	0	0	0	0	0		
Dickerson, Matt	2	2	0	0.0	0.0	1	1	0	0	0	0	0	0	0	0		
Kalu, Joshua	2	2	0	0.0	0.0	0	0	0	0	0	0	1	0	0	0		
Bates, Daren	1	1	0	0.0	0.0	0	0	0	0	0	0	0	0	0	0		
Ivie, Joey	1	0	1	0.0	0.0	2	0	0	0	0	0	0	0	0	0		
(GROUP)	0	0	0	1.0	18.0	0	0	0	0	0	0	0	0	0	0		
Total	1,157	774	383	43.0	276.0	159	47	14	158	38t	1	78	10	8	100		

TITANS SPECIAL TEAMS STATISTICS

PLAYER	TACKLES			FUMBLES		BLOCKS		
	Tot	Solo	Asst	FF	FR	PAT	FG	PUNT
Bates, Daren	11	7	4	1	1	0	0	0
Cruikshank, Dane	10	8	2	0	0	1	1	0
Hooker, Amani	8	5	3	0	0	0	0	0
Vaccaro, Kenny	7	5	2	0	0	0	0	0
Sims, LeShaun	7	3	4	0	0	0	0	0
Correa, Kamalei	5	4	1	0	0	0	0	0
Milton, Chris	5	4	1	0	0	0	0	0
Byard, Kevin	5	3	2	0	0	0	0	0
Jennings, Darius	4	3	1	0	0	0	0	0
Raymond, Kalif	4	3	1	0	0	0	0	0
Smith, Tye	4	2	2	0	0	0	0	0
Gilbert, Reggie	3	3	0	0	0	0	0	0
Kalu, Joshua	3	2	1	0	0	0	1	0
Brinkley, Beau	3	1	2	0	0	0	0	0
Blasingame, Khari	2	2	0	0	0	0	0	0
Finch, Sharif	2	1	1	0	0	0	0	0
Hollister, Cody	2	1	1	0	0	0	0	0
Long Jr., David	2	1	1	0	0	0	0	0
Woodyard, Wesley	2	1	1	0	0	0	0	0
Conklin, Jack	1	1	0	0	0	0	0	0
Joseph, Greg	1	1	0	0	0	0	0	0
Pruitt, MyCole	1	1	0	0	0	0	0	0
Roberson, Derick	1	1	0	0	0	0	0	0
Smith, Rod	1	1	0	0	0	0	0	0
Orr, Kareem	1	0	1	0	0	0	0	0
Succop, Ryan	1	0	1	0	0	0	0	0
Johnson, Austin	0	0	0	0	0	0	1	0
TEAM TOTALS:	96	64	32	1	1	1	3	0

MISCELLANEOUS STATISTICS

PLAYER	TACKLES			FUMBLES	
	Tot	Solo	Asst	FF	FR
Smith, Jonnu	4	4	0	0	0
Davis, Nate	3	3	0	0	0
Tannehill, Ryan	2	2	0	0	1
Conklin, Jack	2	1	1	0	1
Brown, A.J.	1	1	0	0	0
Davis, Corey	1	1	0	0	0
Henry, Derrick	1	1	0	0	0
Jennings, Darius	1	1	0	0	0
Lewan, Taylor	1	1	0	0	0
Jones, Ben	1	0	1	0	0
Douglas, Jamil	0	0	0	0	1
Kelly, Dennis	0	0	0	0	1
Lewis, Dion	0	0	0	0	1
Mariota, Marcus	0	0	0	0	2
Saffold, Rodger	0	0	0	0	1
TEAM TOTALS:	17	15	2	0	8

Legend:

Tot Total Tackles
Solo Unassisted Tackles
Asst Assisted Tackles
Sk Quarterback Sacks
Yds Yards Lost on Sack
QB Quarterback Pressure
TFL Tackle for Loss
Int Interceptions
Yds Interception Return Yards
TD Interceptions Return Touchdowns
PD Passes Defensed
FF Forced Fumble
FR Fumble Recoveries
Yds Yards on Fumble Returns

2019 TENNESSEE TITANS POSTSEASON STATISTICS

Won 2, Lost 1

Date	W-L	Score	OT	Opponent	Attendance
01/04	W	20-13		at New England	65,878
01/11	W	28-12		at Baltimore	71,254
01/19	L	24-35		at Kansas City	73,656

Statistic	Tenn.	Opp.
Total First Downs	54	74
Rushing	26	26
Passing	23	43
Penalty	5	5
3rd Down: Made/Att	16/35	22/41
3rd Down Pct.	45.7	53.7
4th Down: Made/Att	2/3	1/6
4th Down Pct.	66.7	16.7
Possession Avg.	29:44	30:16
Total Net Yards	867	1,241
Avg. Per Game	289.0	413.7
Total Plays	168	215
Avg. Per Play	5.2	5.8
Net Yards Rushing	503	395
Avg. Per Game	167.7	131.7
Total Rushes	100	78
Net Yards Passing	364	846
Avg. Per Game	121.3	282.0
Sacked/Yards Lost	5/40	6/22
Gross Yards	404	868
Att./Completions	63/39	131/74
Completion Pct.	61.9	56.5
Had Intercepted	1	3
Punts/Average	15/48.6	9/44.0
Net Punting Avg.	15/41.3	9/36.3
Penalties/Yards	18/130	19/145
Fumbles/Ball Lost	2/0	4/2
Touchdowns	10	7
Rushing	3	3
Passing	6	4
Returns	1	0

Score By Periods	Q1	Q2	Q3	Q4	OT	PTS
Team	24	21	14	13	0	72
Opponents	10	30	0	20	0	60

Scoring	TD	Rush	Rec	Ret	K-PAT	FG	S	PTS
Firkser	2	0	2	0			0	12
Henry	2	2	0	0			0	12
Joseph	0	0	0	0	9/9	1/1	0	12
C. Davis	1	0	1	0			0	6
Kelly	1	0	1	0			0	6
Raymond	1	0	1	0			0	6
Ryan	1	0	0	1			0	6
Jon. Smith	1	0	1	0			0	6
Tannehill	1	1	0	0			0	6
Team	10	3	6	1	9/9	1/1	0	72
Opponents	7	3	4	0	6/6	4/4	0	60

2-Pt Conv: TM 0-1, OPP 0-1

Sacks: Casey 2.5, Correa 2, Landry 1, D. Jones 0.5, TM 6, OPP 5

FUM/Lost: Tannehill 2/0

Rushing	No.	Yds	Avg	Long	TD
Henry	83	446	5.4	66	2
Tannehill	13	35	2.7	9	1
A. Brown	1	9	9.0	9	0
D. Lewis	2	8	4.0	6	0
Mariota	1	5	5.0	5	0
Team	100	503	5.0	66	3
Opponents	78	395	5.1	30	3

Receiving	No.	Yds	Avg	Long	TD
C. Davis	6	68	11.3	22	1
Jon. Smith	6	59	9.8	22	1
A. Brown	5	64	12.8	37	0
Henry	5	21	4.2	22	0
Pruitt	4	28	7.0	15	0
Humphries	4	25	6.3	9	0
Firkser	3	45	15.0	22t	2
D. Lewis	2	14	7.0	8	0
Raymond	1	45	45.0	45t	1
Hooker	1	28	28.0	28	0
Sharpe	1	6	6.0	6	0
Kelly	1	1	1.0	1t	1
Team	39	404	10.4	45t	6
Opponents	74	868	11.7	60t	4

Interceptions	No.	Yds	Avg	Long	TD
Byard	1	31	31.0	31	0
Ryan	1	9	9.0	9t	1
Vaccaro	1	3	3.0	3	0
Team	3	43	14.3	31	1
Opponents	1	0	0.0	0	0

Punting	No.	Yds	Avg	Net	TB	In	Lg	B
Kern	15	729	48.6	41.3	4	6	63	0
Team	15	729	48.6	41.3	4	6	63	0
Opponents	9	396	44.0	36.3	3	2	61	0

Punt Returns	Ret	FC	Yds	Avg	Long	TD
Raymond	1	2	9	9.0	9	0
R. Davis	0	2	0	---	---	0
Team	1	4	9	9.0	9	0
Opponents	3	2	30	10.0	23	0

Kickoff Returns	No.	Yds	Avg	Long	TD
Raymond	4	68	17.0	22	0
Jennings	3	60	20.0	22	0
Firkser	1	0	0.0	0	0
Team	8	128	16.0	22	0
Opponents	9	186	20.7	35	0

Field Goals	1-19	20-29	30-39	40-49	50+
Joseph	0/0	0/0	1/1	0/0	0/0
Team	0/0	0/0	1/1	0/0	0/0
Opponents	0/0	2/2	1/1	1/1	0/0

Joseph: () () (30G)

TM: () () (30G)

OPP: (36G,21G) (49G,22G) ()

Passing	Att	Cmp	Yds	Cmp%	Yds/Att	TD	TD%	Int	Int%	Long	Sack/Lost	Rating
Tannehill	60	36	369	60.0	6.15	5	8.3	1	1.7	45t	5/40	98.5
Henry	1	1	3	100.0	3.00	1	100.0	0	0.0	3t	0/0	118.8
Kern	1	1	28	100.0	28.00	0	0.0	0	0.0	28	0/0	118.8
Mariota	1	1	4	100.0	4.00	0	0.0	0	0.0	4	0/0	83.3
Team	63	39	404	61.9	6.41	6	9.5	1	1.6	45t	5/40	105.5
Opponents	131	74	868	56.5	6.63	4	3.1	3	2.3	60t	6/22	77.4

2019 TENNESSEE TITANS POSTSEASON DEFENSIVE STATISTICS

PLAYER	TACKLES			SACKS		QB		INTERCEPTIONS				PD	FUMBLES		
	Tot	Solo	Asst	Sk	Yds			No	Yds	Lg	TD		FF	FR	Yds
Ryan, Logan	27	21	6	0.0	0.0	0	1	1	9	9t	1	2	0	0	0
Evans, Rashaan	22	16	6	0.0	0.0	2	3	0	0	0	0	0	0	0	0
Byard, Kevin	20	15	5	0.0	0.0	0	0	1	31	31	0	1	0	0	0
Vaccaro, Kenny	19	11	8	0.0	0.0	0	1	1	3	3	0	2	0	0	0
Long Jr., David	16	11	5	0.0	0.0	0	2	0	0	0	0	0	0	0	0
Correa, Kamalei	16	9	7	2.0	8.0	2	0	0	0	0	0	0	0	0	0
Woodyard, Wesley	12	10	2	0.0	0.0	1	0	0	0	0	0	1	0	0	0
Casey, Jurrell	11	6	5	2.5	13.0	5	0	0	0	0	0	0	1	0	0
Brock Sr., Tramaine	10	10	0	0.0	0.0	0	0	0	0	0	0	3	0	0	0
Jackson, Adoree'	9	9	0	0.0	0.0	0	0	0	0	0	0	6	0	0	0
Jones, DaQuan	9	3	6	0.5	0.0	3	0	0	0	0	0	0	0	0	0
Brown, Jayon	8	8	0	0.0	0.0	0	0	0	0	0	0	1	0	0	0
Landry III, Harold	8	6	2	1.0	1.0	8	1	0	0	0	0	1	0	0	0
Simmons, Jeffery	4	3	1	0.0	0.0	3	0	0	0	0	0	0	0	1	0
Hooker, Amani	3	0	3	0.0	0.0	0	0	0	0	0	0	0	0	0	0
Roberson, Derick	2	2	0	0.0	0.0	3	1	0	0	0	0	0	0	0	0
Johnson, Austin	2	1	1	0.0	0.0	0	0	0	0	0	0	0	0	0	0
Dickerson, Matt	1	0	1	0.0	0.0	0	0	0	0	0	0	0	0	0	0
Cruikshank, Dane	0	0	0	0.0	0.0	0	0	0	0	0	0	1	0	0	0
Gilbert, Reggie	0	0	0	0.0	0.0	1	0	0	0	0	0	0	0	0	0
TEAM TOTALS:	199	141	58	6.0	22.0	28	9	3	43	31	1	18	1	1	0

TITANS SPECIAL TEAMS STATISTICS

PLAYER	TACKLES			FUMBLES		BLOCKS		
	Tot	Solo	Asst	FF	FR	PAT	FG	PUNT
Sims, LeShaun	4	4	0	0	0	0	0	0
Bates, Daren	2	2	0	0	0	0	0	0
Smith, Tye	2	2	0	0	0	0	0	0
Blasingame, Khari	2	1	1	1	0	0	0	0
Roberson, Derick	2	1	1	0	0	0	0	0
Byard, Kevin	1	1	0	0	0	0	0	0
Long Jr., David	1	1	0	0	0	0	0	0
Correa, Kamalei	1	0	1	0	0	0	0	0
Hooker, Amani	1	0	1	0	0	0	0	0
Brinkley, Beau	1	0	1	0	0	0	0	0
Joseph, Greg	1	0	1	0	0	0	0	0
Kalu, Joshua	0	0	0	0	1	0	0	0
TEAM TOTALS:	18	12	6	1	1	0	0	0

MISCELLANEOUS STATISTICS

PLAYER	TACKLES			FUMBLES	
	Tot	Solo	Asst	FF	FR
Henry, Derrick	0	0	0	0	1
Tannehill, Ryan	0	0	0	0	1
TEAM TOTALS:	0	0	0	0	2

Legend:

Tot Total Tackles
Solo Unassisted Tackles
Asst Assisted Tackles
Sk Quarterback Sacks
Yds Yards Lost on Sack
QBP Quarterback Pressure
TFL Tackle for Loss
Int Interceptions
Yds Interception Return Yards
TD Interceptions Return Touchdowns
PD Passes Defensed
FF Forced Fumble
FR Fumble Recoveries
Yds Yards on Fumble Returns

2019 DENVER BRONCOS REGULAR SEASON STATISTICS



WON 7, LOST 9

09/09 L 16-24	at Oakland	52,359
09/15 L 14-16	Chicago	76,885
09/22 L 16-27	at Green Bay	78,078
09/29 L 24-26	Jacksonville	76,219
10/06 W 20-13	at L.A. Chargers	25,357
10/13 W 16-0	Tennessee	75,815
10/17 L 6-30	Kansas City	76,748
10/27 L 13-15	at Indianapolis	61,653
11/03 W 24-19	Cleveland	76,743
11/17 L 23-27	at Minnesota	66,883
11/24 L 3-20	at Buffalo	67,338
12/01 W 23-20	L.A. Chargers	74,638
12/08 W 38-24	at Houston	71,769
12/15 L 3-23	at Kansas City	73,257
12/22 W 27-17	Detroit	74,115
12/29 W 16-15	Oakland	76,334

	Den.	Opp.
TOTAL FIRST DOWNS	279	305
Rushing	77	96
Passing	162	175
Penalty	40	34
3rd Down: Made/Att	64/202	79/211
3rd Down Pct.	31.7	37.4
4th Down: Made/Att	11/16	9/19
4th Down Pct.	68.8	47.4
POSSESSION AVG.	29:21	30:39
TOTAL NET YARDS	4777	5392
Avg. Per Game	298.6	337.0
Total Plays	954	1003
Avg. Per Play	5.0	5.4
NET YARDS RUSHING	1662	1783
Avg. Per Game	103.9	111.4
Total Rushes	409	426
NET YARDS PASSING	3115	3609
Avg. Per Game	194.7	225.6
Sacked/Yards Lost	41/286	40/213
Gross Yards	3401	3822
Att./Completions	504/312	537/348
Completion Pct.	61.9	64.8
Had Intercepted	10	10
PUNTS/AVERAGE	78/44.4	71/46.5
NET PUNTING AVG.	78/39.4	71/41.9
PENALTIES/YARDS	110/912	121/1041
FUMBLES/BALL LOST	21/6	16/7
TOUCHDOWNS	28	31
Rushing	11	9
Passing	16	19
Returns	1	3

* SCORE BY PERIODS	Q1	Q2	Q3	Q4	OT	PTS
TEAM	78	95	52	57	0	282
OPPONENTS	39	86	87	104	0	316

* SCORING	TD-Ru-Pa-Rt	K-PAT	FG	S	PTS
McManus	0 0 0 0	25/26	29/34	0	112
Lindsay	7 7 0 0			0	42
Sutton	6 0 6 0			0	36
Freeman	4 3 1 0			0	24
Fant	3 0 3 0			0	18
Sanders TM	2 0 2 0			0	14
Beck	1 0 1 0			0	6
Fumagalli	1 0 1 0			0	6
Hamilton	1 0 1 0			0	6
Heurman	1 0 1 0			0	6
Jackson	1 0 0 1			0	6
Janovich	1 1 0 0			0	6
TEAM	28 11 16	1 25/26	29/34	0	282
OPPONENTS	31 9 19	3 26/27	34/39	0	316

2-Pt Conv: Sanders(TM), TM 1-2, OPP 1-4

SACKS: Miller 8, Wolfe 7, S. Harris 6, Walker 4, Attaochu 3.5, D. Jones 3.5, Reed 2, Jewell 1.5, A. Johnson 1.5, Chubb 1, Hollins 1, Parks 1, TM 40, OPP 41 **FUM/LOST:** Flacco 8/3, Lock 3/1, Spencer 3/1, Sutton 2/0, Brown 1/0, Fant 1/1, C. Jones(LG) 1/1, McGovern 1/0, Simmons 1/0, Wadman 1/0

* PASSING	Att	Cmp	Yds	Cmp%	Yds/Att	TD	TD%	Int	Int%	Long	Sack/Lost	Rating
Flacco	262	171	1822	65.3	6.95	6	2.3	5	1.9	70t	26/ 194	85.1
Lock	156	100	1020	64.1	6.54	7	4.5	3	1.9	48	5/ 26	89.7
Allen	84	39	515	46.4	6.13	3	3.6	2	2.4	75t	9/ 59	68.3
Beck	1	1	6	100.0	6.00	0	0.0	0	0.0	6	0/ 0	91.7
Sutton	1	1	38	100.0	38.00	0	0.0	0	0.0	38	0/ 0	118.8
Wadman	0	0	0	---	---	0	---	0	---	---	1/ 7	---
TEAM	504	312	3401	61.9	6.75	16	3.2	10	2.0	75t	41/ 286	84.1
OPPONENTS	537	348	3822	64.8	7.12	19	3.5	10	1.9	75	40/ 213	89.8

* RUSHING	No.	Yds	Avg	Long	TD
Lindsay	224	1011	4.5	40	7
Freeman	132	496	3.8	26	3
Lock	18	72	4.0	12	0
Allen	10	39	3.9	11	0
Flacco	12	20	1.7	9	0
Sutton	3	17	5.7	9	0
Booker	2	9	4.5	5	0
Spencer	3	6	2.0	9	0
Beck	1	3	3.0	3	0
Janovich	1	1	1.0	1t	1
Fant	3	-12	-4.0	-2	0
TEAM	409	1662	4.1	40	11
OPPONENTS	426	1783	4.2	81	9

* RECEIVING	No.	Yds	Avg	Long	TD
Sutton	72	1112	15.4	70t	6
Freeman	43	256	6.0	19	1
Fant	40	562	14.1	75t	3
Lindsay	35	196	5.6	36	0
Sanders TM	30	367	12.2	53	2
Hamilton	28	297	10.6	28	1
Patrick	16	218	13.6	38	0
Heurman	14	114	8.1	26	1
Beck	9	90	10.0	29	1
Booker	6	57	9.5	25	0
Fumagalli	6	38	6.3	9	1
Spencer	6	31	5.2	20	0
Janovich	5	42	8.4	22	0
Brown	2	21	10.5	16	0
TEAM	312	3401	10.9	75t	16
OPPONENTS	348	3822	11.0	75	19

* INTERCEPTIONS	No.	Yds	Avg	Long	TD
Simmons	4	30	7.5	17	0
Jackson	2	28	14.0	24	0
C. Harris	1	11	11.0	11	0
Parks	1	11	11.0	11	0
D. Jones	1	7	7.0	7	0
A. Johnson	1	0	0.0	0	0
TEAM	10	87	8.7	24	0
OPPONENTS	10	118	11.8	31	0

* PUNTING	No.	Yds	Avg	Net	TB	In	Lg	B
Wadman	78	3464	44.4	39.4	4	29	64	0
TEAM	78	3464	44.4	39.4	4	29	64	0
OPPONENTS	71	3303	46.5	41.9	6	35	75	0

* PUNT RETURNS	Ret	FC	Yds	Avg	Long	TD
Spencer	26	29	208	8.0	42	0
C. Jones LG	12	10	113	9.4	25	0
Brown	1	0	0	0.0	0	0
TEAM	27	29	208	7.7	42	0
OPPONENTS	32	21	314	9.8	68t	2

* KICKOFF RETURNS	No.	Yds	Avg	Long	TD
Spencer	15	436	29.1	60	0
Booker	5	112	22.4	32	0
Patrick	1	-14	-14.0	-14	0
TEAM	21	534	25.4	60	0
OPPONENTS	17	456	26.8	72	0

* FIELD GOALS	1-19	20-29	30-39	40-49	50+
McManus	0/ 0	6/ 6	9/ 9	10/12	4/ 7
TEAM	0/ 0	6/ 6	9/ 9	10/12	4/ 7
OPPONENTS	0/ 0	10/10	11/12	8/11	5/ 6
McManus:	(64N, 26G, 26G, 39G)	(43G, 32G)	(30G)	(33G)	(40G, 54N, 46G)
	(31G, 53G, 48G)	(45N)	(21G, 29G)	(43G)	(47G, 29G, 41G, 43N)
	(45G)	(31G, 52G, 53G)	(36G)	(32G)	(34G, 26G)
	(43G, 49G, 51G, 57N)				(42G)
	(29G)	(40G, 52G, 53G)	(42G, 41G, 45N)	(25G, 40G, 34G, 33G)	(48B, 45G, 32G)
	(33G, 20G, 39G)	(45N, 55G, 45G, 51G)	(39G, 30G, 27G, 30G)	(39G, 23G)	(30G, 55N, 46G)
	(54G)	(23G, 24G, 44G)	(26G)	(39N, 23G, 33G, 28G)	

REGULAR SEASON: THE LAST TIME THE TENNESSEE TITANS ...

GAMES WON

WON BY SCORING IN THE LAST TWO MINUTES OF REGULATION

By Titans—Adam Humphries 23-yard TD reception (0:23 remaining) vs. Kansas City, 11/10/19 (W)

By Opponents—Stephen Hauschka 46-yard field goal (0:00 remaining), at Buffalo, 10/7/18 (L)

WON OVERTIME GAME

By Titans—Philadelphia 23, at Tennessee 26, 9/30/18 (W)

By Opponents—vs. Arizona 37, Tennessee 34, 12/15/13 (L)

WON BY 20 OR MORE POINTS

By Titans—Tennessee 35, at Houston 14, 12/29/19 (W)

By Opponents—at Indianapolis 38, Tennessee 10, 11/18/18 (L)

WON BY SHUTOUT

By Titans—Tennessee 17, at New York Giants 0, 12/16/18 (W)

By Opponents—at Denver 16, Tennessee 0, 10/13/19 (L)

TEAM SCORING

SCORED 50 POINTS

By Titans—*Never in Titans era (since 1999)*

By Oilers—Houston 58, vs. Cleveland 14, 12/9/90 (W)

By Opponents—at Houston 57, Tennessee 14, 10/1/17 (L)

SCORED 40 POINTS

By Titans—Tennessee 42, at Oakland 21, 12/8/19 (W)

By Opponents—at Pittsburgh 40, Tennessee 17, 11/16/17 (L)

SCORED 20 POINTS IN A QUARTER

By Titans—28 points in third quarter, vs. Jacksonville, 11/24/19 (W)

By Opponents—21 points in third quarter, vs. New Orleans, 12/22/19 (L)

SCORED 30 POINTS IN A HALF

By Titans—35 points in second half, vs. Jacksonville, 11/24/19 (W)

By Opponents—30 points in first half, at Houston, 10/1/17 (L)

SCORED TOUCHDOWNS ON OFFENSE, DEFENSE AND SPECIAL TEAMS

By Titans—One rushing, two interception returns, two punt returns, vs. Jacksonville, 12/30/12 (W)

By Opponents—Four passing, one interception return, two punt returns, at Oakland, 9/29/02 (L)

SCORED A TOUCHDOWN ON FIRST OFFENSIVE POSSESSION

By Titans—A.J. Brown 51-yard reception, at Houston, 12/29/19 (W)

By Opponents—Duke Johnson 1-yard run, at Houston, 12/29/19 (W)

TEAM YARDAGE TOTALS

500 TOTAL NET YARDS

By Titans—at Oakland (552 yards), 12/8/19 (W)

By Opponents—vs. Kansas City (530 yards), 11/10/19 (W)

400 TOTAL NET YARDS

By Titans—at Houston (467 yards), 12/29/19 (W)

By Opponents—vs. Kansas City (530 yards), 11/10/19 (W)

TEAM DEFENSE

HELD OPPONENT WITHOUT A TOUCHDOWN

By Titans—Tennessee 17, at New York Giants 0, 12/16/18 (W)

By Opponents—at Denver 16, Tennessee 0, 10/13/19 (L)

HELD OPPONENT TO 200 OR FEWER NET YARDS OF OFFENSE

By Titans—at Miami (178 net yards), 10/8/17 (L)

By Opponents—vs. Baltimore (106 net yards), 10/14/18 (L)

HELD OPPONENT TO 50 OR FEWER YARDS RUSHING

By Titans—vs. L.A. Chargers (39 yards), 10/20/19 (W)

By Opponents—at Denver (39 yards), 10/13/19 (L)

HELD OPPONENT TO 100 OR FEWER NET YARDS PASSING

By Titans—at Miami (78 net yards), 10/8/17 (L)

By Opponents—vs. Baltimore (51 net yards), 10/14/18 (L)

SEVEN OR MORE SACKS BY TEAM

By Titans—at Arizona (8 sacks), 12/10/17 (L)

By Opponents—at Denver (7 sacks), 10/13/19 (L)

SIX OR MORE SACKS BY TEAM

By Titans—at Arizona (8 sacks), 12/10/17 (L)

By Opponents—at Indianapolis (6 sacks), 12/1/19 (W)

FIVE OR MORE SACKS BY TEAM

By Titans—at Atlanta (5 sacks), 9/29/19 (W)

By Opponents—vs. New Orleans (5 sacks), 12/22/19 (L)

FORCED FIVE OR MORE OPPONENT TURNOVERS

By Titans—vs. N.Y. Jets (4 interceptions, 1 fumble), 12/17/12 (W)

By Opponents—at Houston (4 interceptions, 1 fumble), 10/1/17 (L)

FORCED FOUR OR MORE OPPONENT TURNOVERS

By Titans—vs. Tampa Bay (2 interceptions, 2 fumbles), 10/27/19 (W)

By Opponents—at Pittsburgh (4 interceptions), 11/16/17 (L)

SPECIAL TEAMS

KICKOFF RETURNED FOR TOUCHDOWN

By Titans—Darius Jennings (94 yards) at Miami, 9/9/18 (L)

By Opponents—Jakeem Grant (102 yards) at Miami, 9/9/18 (L)

OPENING KICKOFF RETURNED FOR TOUCHDOWN

By Titans—Derrick Mason (101 yards) at Cincinnati, 11/18/01 (W)

By Opponents—Josh Huff (107 yards) at Philadelphia, 11/23/14 (L)

PUNT RETURNED FOR TOUCHDOWN

By Titans—Darius Reynaud (twice—69 yards and 81 yards) vs. Jacksonville, 12/30/12 (W)

By Opponents—Jakeem Grant (74 yards) at Miami, 10/9/16 (W)

FIELD GOAL BLOCKED

By Titans—(two) Austin Johnson and Dane Cruikshank at Indianapolis (Adam Vinatieri), 12/1/19 (W)

By Opponents—Angelo Blackson, vs. Houston (Ryan Succop), 12/15/19 (L)

FIELD GOAL BLOCKED, RETURNED FOR TD

By Titans—Tye Smith (63 yards) at Indianapolis (Adam Vinatieri's FG blocked by Dane Cruikshank), 12/1/19 (W)

By Opponents—Rob Morris (68 yards) at Indianapolis (Gary Anderson's FG blocked by Montae Reagor), 12/5/04 (L)

PUNT BLOCKED

By Titans—Tim Shaw vs. Pittsburgh (Drew Butler), 10/11/12 (W)

By Opponents—Kevin Pierre-Louis vs. New York Jets (Brett Kern), 12/2/18 (W)

PUNT BLOCKED AND RETURNED FOR TD

By Titans—Jason McCourty vs. Indianapolis (Pat McAfee's punt blocked by Patrick Bailey and recovered in end zone by McCourty), 10/30/11 (W)

By Opponents—Mike Harris (19 yards) vs. Jacksonville (Brett Kern's punt blocked by Mike Harris), 12/30/12 (W)

FIVE FIELD GOALS

By Titans—Ryan Succop (5) vs. Indianapolis, 10/16/17 (W)

By Opponents—Jason Myers (5), vs. New York Jets, 12/2/18 (W)

FOUR FIELD GOALS

By Titans—Ryan Succop at Buffalo, 10/7/18 (L)

By Opponents—Harrison Butker, vs. Kansas City, 11/10/19 (W)

THREE FIELD GOALS

By Titans—Ryan Succop (4) at Buffalo, 10/7/18 (L)

By Opponents—Harrison Butker (4), vs. Kansas City, 11/10/19 (W)

SUCCESSFUL ONSIDE KICK

By Titans—Rob Bironas kicks and Daimion Stafford recovers, vs. Arizona, 12/15/13 (L)

REGULAR SEASON: THE LAST TIME THE TENNESSEE TITANS ...

By Opponents—Connor Barth kicks and Adrian Amos recovers, at Chicago, 11/27/16 (W)

MISSED PAT

By Titans—Ryan Succop vs. Kansas City, 11/10/19 (W)

By Opponents—Harrison Butker, vs. Kansas City, 11/10/19 (W)

TWO-POINT CONVERSIONS

TWO-POINT CONVERSION MADE

By Titans—Ryan Tannehill (run) vs. Kansas City, 11/10/19 (W)

By Opponents—DJ Chark (pass from Nick Foles), vs. Jacksonville, 11/24/19 (W)

TWO-POINT CONVERSION FAILED

By Titans—at Carolina (pass failed), 11/3/19 (L)

By Opponents—vs. Jacksonville (pass failed), 11/24/19 (W)

INDIVIDUAL OFFENSIVE PERFORMANCES

INDIVIDUAL WITH 200 SCRIMMAGE YARDS

By Titans—Derrick Henry (211 yards) at Houston, 12/29/19 (W)

By Opponents—Todd Gurley (276 yards), vs. Los Angeles Rams, 12/24/17 (L)

RUSHING TOUCHDOWN AND RECEIVING TOUCHDOWN

By Titans—Derrick Henry (1 rushing, 1 receiving) at Carolina, 11/3/19 (L)

By Opponents—Christian McCaffrey (2 rushing, 1 receiving), at Carolina, 11/3/19 (L)

RUSHING TOUCHDOWN AND PASSING TOUCHDOWN

By Titans—Ryan Tannehill (2 passing, 1 rushing) vs. Houston, 12/15/19 (L)

By Opponents—Deshaun Watson (2 passing, 1 rushing), at Houston, 11/26/18 (L)

INDIVIDUAL RUSHING

200 YARDS RUSHING

By Titans—Derrick Henry (211 yards) at Houston, 12/29/19 (W)

By Opponents—Le'Veon Bell (204 yards) vs. Pittsburgh, 11/17/14 (L)

150 YARDS RUSHING

By Titans—Derrick Henry (211 yards) at Houston, 12/29/19 (W)

By Opponents—Lamar Miller (162 yards), at Houston, 11/26/18 (L)

100 YARDS RUSHING

By Titans—Derrick Henry (211 yards) at Houston, 12/29/19 (W)

By Opponents—Carlos Hyde (104 yards), vs. Houston, 12/15/19 (L)

CONSECUTIVE 100-YARD RUSHING GAMES

By Titans—Derrick Henry (4) vs. Kansas City (188 yards), 11/10/19 (W); vs. Jacksonville (159), 11/24/19 (W); at Indianapolis (149), 12/1/19 (W); at Oakland (103), 12/8/19 (W)

30 OR MORE CARRIES

By Titans—Derrick Henry (32 att) at Houston, 12/29/19 (W)

By Opponents—Melvin Gordon (32 carries) at San Diego, 11/6/16 (L)

RUSHING PLAY OF 80 OR MORE YARDS

By Titans—Derrick Henry (99 yards) vs. Jacksonville, 12/6/18 (W)

By Opponents—Lamar Miller (97 yards), at Houston, 11/26/18 (L)

RUSHING PLAY OF 50 OR MORE YARDS

By Titans—Derrick Henry (53 yards) at Houston, 12/29/19 (W)

By Opponents—Christian McCaffrey (58 yards), at Carolina, 11/3/19 (L)

THREE TOUCHDOWNS RUSHING

By Titans—Derrick Henry (3) at Houston, 12/29/19 (W)

By Opponents—Corey Dillon (4) at Cincinnati, 12/4/97 (L)

TWO TOUCHDOWNS RUSHING

By Titans—Derrick Henry (3) at Houston, 12/29/19 (W)

By Opponents—Alvin Kamara (2), vs. New Orleans, 12/22/19 (L)

INDIVIDUAL PASSING

400 YARDS PASSING

By Titans—Ryan Fitzpatrick (402 yards) vs. Arizona, 12/15/13 (L)

By Opponents—Patrick Mahomes (446 yards), vs. Kansas City, 11/10/19 (W)

300 YARDS PASSING

By Titans—Ryan Tannehill (391 yards) at Oakland, 12/8/19 (W)

By Opponents—Jacoby Brissett (319 yards), at Indianapolis, 12/1/19 (W)

CONSECUTIVE 300-YARD PASSING GAMES

By Titans—Matt Hasselbeck vs. Baltimore (358 yards), 9/18/11 (W), vs. Denver (311 yards), 9/25/11 (W)

FIVE TOUCHDOWN PASSES

By Titans—Steve McNair vs. Jacksonville, 12/26/99 (W)

By Opponents—Blake Bortles vs. Jacksonville, 12/6/15 (W)

FOUR TOUCHDOWN PASSES

By Titans—Marcus Mariota vs. Green Bay, 11/13/16 (W)

By Opponents—Jared Goff, vs. Los Angeles Rams, 12/24/17 (L)

50 OR MORE PASS ATTEMPTS

By Titans—Zach Mettenberger (51 att) vs. Houston, 12/27/15 (L)

By Opponents—Patrick Mahomes (50 att), vs. Kansas City, 11/10/19 (W)

40 OR MORE PASS ATTEMPTS

By Titans—Marcus Mariota (43 att) vs. Philadelphia, 9/30/18 (W)

By Opponents—Jacoby Brissett (40 att), at Indianapolis, 12/1/19 (W)

30 OR MORE COMPLETIONS

By Titans—Marcus Mariota (30 comp) vs. Philadelphia, 9/30/18 (W)

By Opponents—Nick Foles (32 comp), vs. Jacksonville, 11/24/19 (W)

NO SACKS ALLOWED

By Titans—at Houston, 12/29/19 (W)

By Opponents—at Jacksonville, 9/19/19 (L)

COMPLETION OF 80 OR MORE YARDS

By Titans—Ryan Tannehill (91 yards) at Oakland, 12/8/19 (W)

By Opponents—Jared Goff (80 yards), vs. Los Angeles Rams, 12/24/17 (L)

COMPLETION OF 50 OR MORE YARDS

By Titans—Ryan Tannehill (51 yards) at Houston, 12/29/19 (W)

By Opponents—Drew Brees (61 yards), vs. New Orleans, 12/22/19 (L)

INDIVIDUAL RECEIVING

200 YARDS RECEIVING

By Titans—Kenny Britt (225 yards) vs. Philadelphia, 10/24/10 (W)

By Opponents—DeAndre Hopkins (238 yards) at Houston, 11/30/14 (L)

150 YARDS RECEIVING

By Titans—A.J. Brown (153 yards) at Oakland, 12/8/18 (W)

By Opponents—Tyreek Hill (157 yards), vs. Kansas City, 11/10/19 (W)

100 YARDS RECEIVING

By Titans—A.J. Brown (124 yards) at Houston, 12/29/19 (W)

By Opponents—Michael Thomas (136 yards), vs. New Orleans, 12/22/19 (L)

CONSECUTIVE 100-YARD RECEIVING GAMES

By Titans—A.J. Brown at Oakland (153 yards), 12/8/19 (W), vs. Houston (114 yards), 12/15/19 (L)

10 OR MORE RECEPTIONS

By Titans—Delanie Walker (10 rec.) vs. Dallas, 9/14/14 (L)

By Opponents—Michael Thomas (12 rec.), vs. New Orleans, 12/22/19 (L)

RECEPTION OF 80 OR MORE YARDS

By Titans—A.J. Brown (91 yards) at Oakland, 12/8/19 (W)

By Opponents—Todd Gurley (80 yards), vs. Los Angeles Rams, 12/24/17 (L)

REGULAR SEASON: THE LAST TIME THE TENNESSEE TITANS ...

RECEPTION OF 50 OR MORE YARDS

By Titans—A.J. Brown (51 yards) at Houston, 12/29/19 (W)

By Opponents—Jared Cook (61 yards), vs. New Orleans, 12/22/19 (L)

THREE TOUCHDOWN RECEPTIONS

By Titans—Kenny Britt vs. Philadelphia, 10/24/10 (W)

By Opponents—Antonio Brown at Pittsburgh, 11/16/17 (L)

TWO TOUCHDOWN RECEPTIONS

By Titans—Tajae Sharpe vs. New Orleans, 12/22/19 (L)

By Opponents—Jared Cook, vs. New Orleans, 12/22/19 (L)

COMBINED OFFENSIVE
PERFORMANCES BY
TEAMMATES**100-YARD RUSHER AND 100-YARD RECEIVER
IN A GAME**

By Titans—Derrick Henry (211 rush.) and A.J. Brown (124 rec.) at Houston, 12/29/19 (W)

By Opponents—Carlos Hyde (104 rush.) and DeAndre Hopkins (119 rec.) vs. Houston, 12/15/19 (L)

By One Player (Opponent)—Todd Gurley (118 rush. and 158 receiving), vs. Los Angeles Rams, 12/24/17 (L)

**100-YARD RUSHER, 100-YARD RECEIVER AND
300-YARD PASSER IN A GAME**

By Titans—Derrick Henry (103 rush.), A.J. Brown (153 rec.) and Ryan Tannehill (391 pass.) at Oakland, 12/8/19 (W)

By Opponents—Todd Gurley (118 rush. and 158 rec.) and Jared Goff (301 pass.), vs. Los Angeles Rams, 12/24/17 (L)

**300-YARD PASSER AND 100-YARD RECEIVER IN
A GAME**

By Titans—Ryan Tannehill (391 pass.) and A.J. Brown (153 rec.) at Oakland, 12/8/19 (W)

By Opponents—Jacoby Brissett (319 pass.), Zach Pascal (109 rec.), at Indianapolis, 12/1/19 (W)

**100-YARD RUSHER AND 300-YARD PASSER IN
A GAME**

By Titans—Derrick Henry (103 rush.) and Ryan Tannehill (391 pass.) at Oakland, 12/8/19 (W)

By Opponents—Jared Goff (301 pass.) and Todd Gurley (118 rush.), vs. Los Angeles Rams, 12/24/17 (L)

TWO 100-YARD RUSHERS IN A GAME

By Titans—Chris Johnson (125 yards) and LenDale White (106 yards) at Detroit, 11/27/08 (W)

By Opponents—Arian Foster (115 yards) and Ben Tate (104 yards) vs. Houston, 10/23/11 (L)

TWO 100-YARD RECEIVERS IN A GAME

By Titans—Justin Hunter (109 yards) and Kendall Wright (103 yards) at Oakland, 11/24/13 (W)

By Opponents—Zach Ertz (112 rec.) and Alshon Jeffery (105 rec.), vs. Philadelphia, 9/30/18 (W)

INDIVIDUAL DEFENSE

INTERCEPTION RETURNED FOR TOUCHDOWN

By Titans—Malcolm Butler (38 yards) at Cleveland, 9/8/19 (W)

By Opponents—Trumaine Johnson (31 yards), vs. New York Jets, 12/2/18 (W)

FUMBLE RETURNED FOR TOUCHDOWN

By Titans—Jayon Brown (46 yards) at Oakland, 12/8/19 (W)

By Opponents—Yannick Ngakoue (67 yards) vs. Jacksonville, 12/31/17 (W)

SAFETY SCORED

By Titans—Browns quarterback Baker Mayfield sacked in end zone by Cameron Wake, at Cleveland, 9/8/19 (W)

By Opponents—Cameron Batson tackled in end zone vs. Jacksonville, 12/6/18 (W)

THREE INTERCEPTIONS

By Titans—Kevin Byard (3) at Cleveland, 10/22/17 (W)

By Opponents—Glover Quin (3) at Houston, 11/28/10 (L)

TWO INTERCEPTIONS

By Titans—Kevin Byard (2) vs. Jacksonville, 12/31/17 (W)

By Opponents—Reshad Jones at Miami, 9/9/18 (L)

THREE SACKS

By Titans—Jason Jones (3.5) vs. Pittsburgh, 12/21/08 (W)

By Opponents—Jordan Phillips, vs. Buffalo, 10/6/19 (L)

POSTSEASON: THE LAST TIME THE TENNESSEE TITANS ...

GAMES WON (PLAYOFFS)

**WON BY SCORING IN THE LAST TWO MINUTES
OF REGULATION**

By Titans—Gary Anderson 46-yard field goal with 0:29 remaining, at Baltimore, 1/3/04 (W)

By Opponents—Matt Stover 43-yard field goal with 0:53 remaining, vs. Baltimore, 1/10/09 (L)

WON OVERTIME GAME

By Titans—Tennessee 34, vs. Pittsburgh 31, 1/11/03 (W)

By Opponents—at Buffalo 41, Houston 38, 1/3/93 (L)

WON BY 20 OR MORE POINTS

By Titans/Oilers—Never Happened

By Opponents—at New England 35, Tennessee 14, 1/13/18 (L)

WON BY SHUTOUT

By Titans/Oilers—Never Happened

By Opponents—Never Happened

TEAM SCORING (PLAYOFFS)

SCORED 50 POINTS

By Titans/Oilers—Never Happened

By Opponents—at Oakland 56, Houston 7, 12/21/69 (L)

SCORED 40 POINTS

By Titans/Oilers—Never Happened

By Opponents—at Oakland 41, Tennessee 24, 1/19/03 (L)

SCORED 20 POINTS IN A QUARTER

By Titans—Never in Titans era (since 1999)

By Oilers—21 points in second quarter, at Buffalo, 1/3/93 (L)

By Opponents—21 points in second quarter, at New England, 1/13/18 (L)

SCORED 30 POINTS IN A HALF

By Titans/Oilers—Never Happened

By Opponents—35 points in second half, at Buffalo, 1/3/93 (L)

**SCORED TOUCHDOWNS ON OFFENSE,
DEFENSE AND SPECIAL TEAMS**

By Titans/Oilers—Never Happened

By Opponents—Never Happened

**SCORED A TOUCHDOWN ON FIRST OFFENSIVE
POSSESSION**

By Titans—Anthony Firkser 12-yard pass from Ryan Tannehill, at New England, 1/4/20 (W)

By Opponents—Bethel Johnson 41-yard pass from Tom Brady, at New England, 1/10/04 (L)

TEAM YARDAGE TOTALS
(PLAYOFFS)**500 TOTAL NET YARDS**

By Titans/Oilers—Never Happened

By Opponents—at Baltimore (530 yards), 1/11/20 (W)

400 TOTAL NET YARDS

By Titans—vs. Pittsburgh (430 yards), 1/11/03 (W)

By Opponents—at Kansas City (404 yards), 1/19/20 (L)

POSTSEASON: THE LAST TIME THE TENNESSEE TITANS ...**TEAM DEFENSE (PLAYOFFS)****HELD OPPONENT WITHOUT A TOUCHDOWN**

- By Titans**—Never in Titans era (since 1999)
By Oilers—Houston 10, at San Diego 3, 12/24/61 (W)
By Opponents—at San Diego 17, Tennessee 6, 1/6/08 (L)

HELD OPPONENT TO 200 OR FEWER NET YARDS OF OFFENSE

- By Titans**—vs. Baltimore (134 net yards), 1/7/01 (L)
By Opponents—vs. Buffalo (194 net yards), 1/8/00 (W)

HELD OPPONENT TO 50 OR FEWER YARDS RUSHING

- By Titans**—vs. Baltimore (50 yards), 1/10/09 (L)
By Opponents—vs. Kansas City (39 yards), 1/16/94 (L)

HELD OPPONENT TO 100 OR FEWER NET YARDS PASSING

- By Titans**—vs. Buffalo (97 net yards), 1/8/00 (W)
By Opponents—at Baltimore (83 net yards), 1/11/20 (W)

SEVEN OR MORE SACKS BY TEAM

- By Titans/Oilers**—Never Happened
By Opponents—at New England (8 sacks), 1/13/18 (L)

SPECIAL TEAMS (PLAYOFFS)**KICKOFF RETURNED FOR TOUCHDOWN**

- By Titans**—Derrick Mason (80 yards) at Jacksonville, 1/23/00 (W)
By Opponents—Never Happened

RETURNED OPENING KICKOFF FOR TOUCHDOWN

- By Titans/Oilers**—Never Happened
By Opponents—Never Happened

PUNT RETURNED FOR TOUCHDOWN

- By Titans/Oilers**—Never Happened
By Opponents—Never Happened

FIELD GOAL BLOCKED

- By Titans/Oilers**—Never Happened
By Opponents—Richard Seymour at New England (Gary Anderson), 1/10/04 (L)

FIELD GOAL BLOCKED, RETURNED FOR TD

- By Titans/Oilers**—Never Happened
By Opponents—Anthony Mitchell (90 yards) vs. Baltimore (Al Del Greco's FG blocked by Keith Washington), 1/7/01 (L)

PUNT BLOCKED

- By Titans**—Chris Coleman vs. Baltimore (Kyle Richardson, twice), 1/7/01 (L)
By Opponents—Jerry Olsavsky vs. Pittsburgh (Greg Montgomery), 12/31/89 (L)

PUNT BLOCKED AND RETURNED FOR TD

- By Titans/Oilers**—Never Happened
By Opponents—Never Happened

FIVE FIELD GOALS

- By Titans/Oilers**—Never Happened
By Opponents—Never Happened

FOUR FIELD GOALS

- By Titans**—Al Del Greco at Indianapolis, 1/16/00 (W)
By Opponents—Gary Anderson (OT) vs. Pittsburgh, 12/31/89 (L)

THREE FIELD GOALS

- By Titans**—Al Del Greco (4) at Indianapolis, 1/16/00 (W)
By Opponents—Jeff Reed vs. Pittsburgh, 1/11/03 (W)

MISSED PAT (KICK)

- By Titans/Oilers**—Never Happened
By Opponents—David Treadwell (Wide Left) at Denver, 1/4/92 (L)

TWO-POINT CONVERSIONS (PLAYOFFS)**TWO-POINT CONVERSION MADE**

- By Titans/Oilers**—Never Happened
By Opponents—Plaxico Burress (pass from Hines Ward) vs. Pittsburgh, 1/11/03 (W)

TWO-POINT CONVERSION FAILED

- By Titans**—at New England (run failed), 1/4/20 (W)
By Opponents—at Baltimore (pass failed), 1/11/20 (W)

INDIVIDUAL OFFENSIVE PERFORMANCES (PLAYOFFS)**INDIVIDUAL WITH 200 SCRIMMAGE YARDS**

- By Titans**—Derrick Henry (202 yards) at Baltimore, 1/11/20 (W)
By Opponents—Never Happened

RUSHING TOUCHDOWN AND RECEIVING TOUCHDOWN

- By Titans**—Never in Titans era (since 1999)
By Oilers—Allen Pinkett at Cleveland, 12/24/88 (W)
By Opponents—James White at New England, 1/13/18 (L)

RUSHING TOUCHDOWN AND PASSING TOUCHDOWN

- By Titans**—Ryan Tannehill at Baltimore, 1/11/20 (W)
By Opponents—Patrick Mahomes at Kansas City, 1/19/20 (L)

INDIVIDUAL RUSHING (PLAYOFFS)**200 YARDS RUSHING**

- By Titans/Oilers**—Never Happened
By Opponents—Never Happened

150 YARDS RUSHING

- By Titans**—Derrick Henry (195 yards) at Baltimore, 1/11/20 (W)
By Opponents—Paul Lowe (165 yards) vs. Los Angeles Chargers, 1/1/61 (W)

100 YARDS RUSHING

- By Titans**—Derrick Henry (195 yards) at Baltimore, 1/11/20 (W)
By Opponents—Fred Taylor (110 yards) at Jacksonville, 1/23/00 (W)

CONSECUTIVE 100-YARD RUSHING GAMES

- By Titans**—Derrick Henry at New England (182 yards), 1/4/20 (W), at Baltimore (195 yards), 1/11/20 (W)

30 OR MORE CARRIES

- By Titans**—Derrick Henry (30) at Baltimore, 1/11/20 (W)
By Opponents—Never Happened

RUSHING PLAY OF 80 OR MORE YARDS

- By Titans/Oilers**—Never Happened
By Opponents—Never Happened

RUSHING PLAY OF 50 OR MORE YARDS

- By Titans**—Derrick Henry (66 yards) at Baltimore, 1/11/20 (W)
By Opponents—Never Happened

THREE TOUCHDOWNS RUSHING

- By Titans/Oilers**—Never Happened
By Opponents—Never Happened

TWO TOUCHDOWNS RUSHING

- By Titans**—Steve McNair at Oakland, 1/19/03 (L)
By Opponents—Antowain Smith vs. Buffalo, 1/8/00 (W)

INDIVIDUAL PASSING (PLAYOFFS)**400 YARDS PASSING**

- By Titans/Oilers**—Never Happened
By Opponents—Kurt Warner (414 yards) vs. St. Louis, 1/30/00 (L)

300 YARDS PASSING

- By Titans**—Steve McNair (338 yards) vs. Pittsburgh, 1/11/03 (W)
By Opponents—Lamar Jackson (365 yards), at Baltimore, 1/11/20 (W)

CONSECUTIVE 300-YARD PASSING GAMES**Playoffs:**

- By Titans/Oilers**—Never Happened

POSTSEASON: THE LAST TIME THE TENNESSEE TITANS ...

FIVE TOUCHDOWN PASSES

By Titans/Oilers—Never Happened

By Opponents—Daryle Lamonica (6) at Oakland, 12/21/69 (L)

FOUR TOUCHDOWN PASSES

By Titans—Never in Titans era (since 1999)

By Oilers—Warren Moon at Buffalo, 1/3/93 (L)

By Opponents—Frank Reich at Buffalo, 1/3/93 (L)

50 OR MORE PASS ATTEMPTS

By Titans—Never in Titans era (since 1999)

By Oilers—Warren Moon (50 att) at Buffalo, 1/3/93 (L)

By Opponents—Lamar Jackson (59 att), at Baltimore, 1/11/20 (W)

40 OR MORE PASS ATTEMPTS

By Titans—Kerry Collins (42 att) vs. Baltimore, 1/10/09 (L)

By Opponents—Lamar Jackson (59 att), at Baltimore, 1/11/20 (W)

30 OR MORE COMPLETIONS

By Titans—Never in Titans era (since 1999)

By Oilers—Warren Moon (32 comp) vs. Kansas City, 1/16/94 (L)

By Opponents—Lamar Jackson (31 comp), at Baltimore, 1/11/20 (W)

NO SACKS ALLOWED

By Titans—at Baltimore, 1/3/04 (W)

By Opponents—at New England, 1/4/20 (W)

COMPLETION OF 80 OR MORE YARDS

By Titans/Oilers—Never Happened

By Opponents—Never Happened

COMPLETION OF 50 OR MORE YARDS

By Titans—Never in Titans era (since 1999)

By Oilers—Dan Pastorini (71 yards) at New England, 12/31/78 (L)

By Opponents—Patrick Mahomes (60 yards), at Kansas City, 1/19/20 (L)

INDIVIDUAL RECEIVING
(PLAYOFFS)

200 YARDS RECEIVING

By Titans/Oilers—Never Happened

By Opponents—Never Happened

150 YARDS RECEIVING

By Titans/Oilers—Never Happened

By Opponents—Isaac Bruce (162 yards) vs. St. Louis, 1/30/00 (L)

100 YARDS RECEIVING

By Titans—Justin Gage (135 yards) vs. Baltimore, 1/10/09 (L)

By Opponents—Sammy Watkins (114 yards), at Kansas City, 1/19/20 (L)

CONSECUTIVE 100-YARD RECEIVING GAMES

By Titans—Never in Titans era (since 1999)

By Oilers—Ernest Givins at Denver (111 yards), 1/4/92 (L), at Buffalo (117 yards), 1/3/93 (L)

10 OR MORE RECEPTIONS

By Titans—Justin Gage (11 rec.) vs. Baltimore, 1/10/09 (L)

By Opponents—Danny Amendola (11 rec.) at New England, 1/13/18 (L)

RECEPTION OF 80 OR MORE YARDS

By Titans/Oilers—Never Happened

By Opponents—Never Happened

RECEPTION OF 50 OR MORE YARDS

By Titans—Never in Titans era (since 1999)

By Oilers—Ken Burrough (71 yards) at New England, 12/31/78 (L)

By Opponents—Sammy Watkins (60 yards), at Kansas City, 1/19/20 (L)

THREE TOUCHDOWN RECEPTIONS

By Titans/Oilers—Never Happened

By Opponents—Andre Reed at Buffalo, 1/3/93 (L)

TWO TOUCHDOWN RECEPTIONS

By Titans/Oilers—Corey Davis at New England, 1/13/18 (L)

By Opponents—Tyreek Hill, at Kansas City, 1/19/20 (L)

COMBINED OFFENSIVE
PERFORMANCES BY
TEAMMATES (PLAYOFFS)100-YARD RUSHER AND 100-YARD RECEIVER
IN A GAME

By Titans/Oilers—Never Happened

By Opponents—Lamar Jackson (143 rush.) and Marquis Brown (126 rec.), at Baltimore, 1/11/20 (W)

100-YARD RUSHER, 100-YARD RECEIVER AND
300-YARD PASSER IN A GAME

By Titans/Oilers—Never Happened

By Opponents—Lamar Jackson (143 rush.), Lamar Jackson (365 pass.) and Marquis Brown (126 rec.), at Baltimore, 1/11/20 (W)

300-YARD PASSER AND 100-YARD RECEIVER IN
A GAME

By Titans—Steve McNair (338 pass.) and Frank Wycheck (123 rec.) vs. Pittsburgh, 1/11/03 (W)

By Opponents—Lamar Jackson (365 pass.) and Marquis Brown (126 rec.), at Baltimore, 1/11/20 (W)

100-YARD RUSHER AND 300-YARD PASSER IN
A GAME

By Titans/Oilers—Never Happened

By Opponents—Lamar Jackson (143 rush. and 365 pass.), at Baltimore, 1/11/20 (W)

TWO 100-YARD RUSHERS IN A GAME

By Titans/Oilers—Never Happened

By Opponents—Hewritt Dixon (144 yards) and Pete Banaszak (116 yards) at Oakland, 12/31/67 (L)

TWO 100-YARD RECEIVERS IN A GAME

By Titans—Never in Titans era (since 1999)

By Oilers—Mike Barber (112 yards) and Ken Burrough (103 yards) at Miami, 12/24/78 (W)

By Opponents—Chris Chambers (121 yards) and Vincent Jackson (114 yards) at San Diego, 1/6/08 (L)

INDIVIDUAL DEFENSE
(PLAYOFFS)

INTERCEPTION RETURNED FOR TOUCHDOWN

By Titans—Logan Ryan (9 yards) at New England, 1/4/20 (W)

By Opponents—Will Demps (56 yards), at Baltimore, 1/3/04 (W)

FUMBLE RETURNED FOR TOUCHDOWN

By Titans/Oilers—Never Happened

By Opponents—Never Happened

SAFETY SCORED

By Titans—Josh Evans and Jason Fisk (sacked Mark Brunell), at Jacksonville, 1/23/00 (W)

By Opponents—Dan Pastorini ran out of the End Zone, at Miami, 12/24/78 (W)

THREE INTERCEPTIONS

By Titans—Never in Titans era (since 1999)

By Oilers—Vernon Perry (4*) at San Diego, 12/29/79 (W)

By Opponents—Never Happened

TWO INTERCEPTIONS

By Titans—Never in Titans era (since 1999)

By Oilers—Bubba McDowell vs. N.Y. Jets, 12/29/91 (W)

By Opponents—Johnny Robinson vs. Dallas Texans, 12/23/62 (L)

THREE SACKS

By Titans—Never in Titans era (since 1999)

By Oilers—Andy Dorris vs. Denver, 12/23/79 (W)

By Opponents—Willie McGinest at New England, 1/10/04 (L)

LAST TIME IN A SEASON THE TITANS ...

TEAM OFFENSE

Ranked 1st in Overall Offense — 1990
 Ranked 1st in Rushing Offense — 1967 (AFL)
 Ranked 1st in Passing Offense — 1992

TEAM DEFENSE

Ranked 1st in Overall Defense — 2000
 Ranked 1st in Rushing Defense — 2003
 Ranked 1st in Passing Defense — 2000

GAMES WON (REGULAR SEASON)

10 Wins — 2008 (13-3)
 11 Wins — 2008 (13-3)
 12 Wins — 2008 (13-3)
 13 Wins — 2008 (13-3)

ADVANCED IN PLAYOFFS

Wild Card Round — 2019
 Divisional Round — 2019
 Conference Championship — 2019
 Super Bowl — 1999

RUSHING

1,000 Yards — **Derrick Henry** (1,540), 2019
 1,500 Yards — **Derrick Henry** (1,540), 2019
 2,000 Yards — **Chris Johnson** (2,006), 2009
 300 Attempts — **Derrick Henry** (303), 2019
 400 Attempts — **Eddie George** (403), 2000
 10 Touchdowns — **Derrick Henry** (16), 2019
 15 Touchdowns — **Derrick Henry** (16), 2019

PASSING

3,000 Yards — **Marcus Mariota** (3,232), 2017
 3,500 Yards — **Matt Hasselbeck** (3,571), 2011
 4,000 Yards — **Warren Moon** (4,690), 1991
 400 Attempts — **Marcus Mariota** (453), 2017
 500 Attempts — **Matt Hasselbeck** (518), 2011
 600 Attempts — **Warren Moon** (655), 1991
 20 Touchdowns — **Ryan Tannehill** (22), 2019
 30 Touchdowns — **Warren Moon** (33), 1990
 90.0 Passer Rating — **Ryan Tannehill** (117.5), 2019
 100.0 Passer Rating — **Ryan Tannehill** (117.5), 2019

RECEIVING

80 Receptions — **Delanie Walker** (94), 2015
 90 Receptions — **Delanie Walker** (94), 2015
 100 Receptions — **Haywood Jeffries** (100), 1991
 1,000 Yards — **A.J. Brown** (1,051), 2019
 1,500 Yards — **Charlie Hennigan** (1,546), 1964
 10 Touchdowns — **Drew Bennett** (11), 2004
 15 Touchdowns — **Bill Groman** (17), 1961

SCORING

100 Points — **Derrick Henry** (108), 2019
 110 Points — **Ryan Succop** (136), 2017
 120 Points — **Ryan Succop** (136), 2017
 130 Points — **Ryan Succop** (136), 2017
 30 Field Goals — **Ryan Succop** (35), 2017
 35 Field Goals — **Ryan Succop** (35), 2017
 10 Touchdowns — **Derrick Henry** (18), 2019
 15 Touchdowns — **Derrick Henry** (18), 2019

DEFENSE

7 Interceptions — **Kevin Byard** (8), 2017
 8 Interceptions — **Kevin Byard** (8), 2017
 9 Interceptions — **Mike Reinfeldt** (12), 1979
 10 Interceptions — **Mike Reinfeldt** (12), 1979
 10 Sacks — **Brian Orakpo** (10.5), 2016
 12 Sacks — **Jason Babin** (12.5), 2010
 14 Sacks — **Jevon Kearse** (14.5), 1999
 150 Tackles — **Wesley Woodyard** (172), 2017
 175 Tackles — **Keith Bulluck** (180), 2002
 200 Tackles — **Gregg Bingham** (212), 1980

TITANS RECORDS AT A GLANCE

Team record holders in major statistical categories

SCORING

Points (Game) — 30 by **Billy Cannon** (5 TDs) at N.Y. Titans, 12/10/61
 Points (Season) — 136 by **Al Del Greco**, 1998; by **Ryan Succop**, 2017
 Points (Career) — 1,060 by **Al Del Greco**, 1991-00
 Touchdowns (Game) — 5 by **Billy Cannon** at N.Y. Titans, 12/10/61
 Touchdowns (Season) — 19 by **Earl Campbell**, 1979
 Touchdowns (Career) — 74 by **Eddie George**, 1996-03
 Field Goals (Game) — 8 by **Rob Bironas** at Hou., 10/21/07
 Field Goals (Season) — 36 by **Al Del Greco**, 1998
 Field Goals (Career) — 246 by **Al Del Greco**, 1991-00

RUSHING

Rushing Yards (Game) — 238 by **Derrick Henry** vs. Jax, 12/6/18
 Rushing Yards (Season) — 2,006 by **Chris Johnson**, 2009
 Rushing Yards (Career) — 10,009 by **Eddie George**, 1996-03
 Rushing Touchdowns (Game) — 4 by **Earl Campbell** vs. Mia., 11/20/78;
 Lorenzo White vs. Cle., 12/9/90; **Derrick Henry** vs. Jax, 12/6/18
 Rushing Touchdowns (Season) — 19 by **Earl Campbell**, 1979
 Rushing Touchdowns (Career) — 73 by **Earl Campbell**, 1978-84

PASSING

Passing Yards (Game) — 527 by **Warren Moon** at K.C., 12/16/90
 Passing Yards (Season) — 4,690 by **Warren Moon**, 1991
 Passing Yards (Career) — 33,685 by **Warren Moon**, 1984-93
 Passing Touchdowns (Game) — 7 by **George Blanda** vs. N.Y. Titans, 11/19/61
 Passing Touchdowns (Season) — 36 by **George Blanda**, 1961
 Passing Touchdowns (Career) — 196 by **Warren Moon**, 1984-93
 Passer Rating (Game) — 158.3 by **Chris Chandler** at Cin., 9/24/95
 Passer Rating (Season) — 117.5 by **Ryan Tannehill**, 2019
 Passer Rating (Career) — 90.5 by **Marcus Mariota**, 2015-19

RECEIVING

Receptions (Game) — 13 (three times, last by **Drew Bennett** at Oak., 12/19/04)
 Receptions (Season) — 101 by **Charlie Hennigan**, 1964
 Receptions (Career) — 542 by **Ernest Givins**, 1986-94
 Receiving Yards (Game) — 272 by **Charlie Hennigan** at Bos., 10/13/61
 Receiving Yards (Season) — 1,746 by **Charlie Hennigan**, 1961
 Receiving Yards (Career) — 7,935 by **Ernest Givins**, 1986-94
 Receiving Touchdowns (Game) — 3 (17 times, last by **Kenny Britt** vs. Phi., 10/24/10)
 Receiving Touchdowns (Season) — 17 by **Bill Groman**, 1961
 Receiving Touchdowns (Career) — 51 by **Charlie Hennigan**, 1960-66

PUNTING

Punts (Game) — 11 (twice by **Rich Camarillo**, last at Pit., 12/3/95)
 Punts (Season) — 96 by **Rich Camarillo**, 1994
 Punts (Career) — 861 by **Craig Hentrich**, 1998-09

PUNT RETURNS

Punt Return Yards (Game) — 160 by **Darius Reynaud** vs. Jax., 12/30/12
 Punt Return Average (Season) — 15.4 by **Billy Johnson**, 1977
 Punt Return Average (Career) — 13.2 by **Billy Johnson**, 1974-80

KICKOFF RETURNS

Kickoff Return Yards (Game) — 240 by **Bobby Jancik** at Oak., 12/22/63
 Kickoff Return Average (Season) — 31.7 by **Darius Jennings**, 2018
 Kickoff Return Average (Career) — 26.5 by **Bobby Jancik**, 1962-67

INTERCEPTIONS

Interceptions (Game) — 3 (nine times, last by **Kevin Byard** at Cle., 10/22/17)
 Interceptions (Season) — 12 by **Freddy Glick**, 1963; by **Mike Reinfeldt**, 1979
 Interceptions (Career) — 45 by **Jim Norton**, 1960-68

SACKS

Sacks (Game) — 4 (five times, last by **William Fuller** vs. Pit., 11/28/93)
 Sacks (Season) — 17 by **Elvin Bethea**, 1973
 Sacks (Career) — 105 by **Elvin Bethea**, 1968-83

TENNESSEE TITANS 2020 TRANSACTIONS

January 20	Signed DE AMANI BLEDSOE , RB DALYN DAWKINS , LB NIGEL HARRIS , TE PARKER HESSE , C DANIEL MUNYER , CB KAREEM ORR , OL DAVID QUESSENBERRY , WR TREVION THOMPSON , RB SHAUN WILSON and QB LOGAN WOODSIDE to future contracts	July 28	Signed second-round choice CB KRISTIAN FULTON ; terminated vested veteran OLB JORDAN WILLIAMS ; placed LB JAYON BROWN and WR COREY DAVIS on physically unable to perform; placed OLB VIC BEASLEY JR. on reserve/did not report; placed T ANTHONY McKINNEY on reserve/voluntary opt-out; placed T ISIAIAH WILSON on reserve/COVID-19
January 21	Signed OLB JOSH SMITH to a future contract	August 3	Signed first-round choice T ISIAIAH WILSON ; activated T ISIAIAH WILSON off reserve/COVID-19; signed free agent G ZAC KERIN
January 23	Signed CB KENNETH DURDEN to a future contract	August 5	Moved LB JAYON BROWN from physically unable to perform to active roster
January 30	Hired ANTHONY MIDGET as secondary coach	August 7	Activated OLB VIC BEASLEY JR. from reserve/did not report; placed DL JACK CRAWFORD on reserve/COVID-19
February 3	Signed TE COLE HERDMAN to a future contract	August 10	Placed OLB JOSH SMITH on reserve/COVID-19
February 6	Hired JIM HASLETT as inside linebackers coach; elevated RYAN CROW to assistant special teams coach, MATT EDWARDS to defensive assistant and SCOTT BOOKER to safeties coach	August 11	Placed OLB VIC BEASLEY JR. on non-football injury; waived injured OLB REGGIE GILBERT
February 24	Hired ZAK KUHR as defensive quality control	August 13	Signed free agent OLB WYATT RAY
March 11	Terminated vested veteran CB CHRIS MILTON	August 16	Signed free agent OLB JAMAL DAVIS II
March 12	Signed free agent CB CHRIS MILTON ; terminated vested veterans RB DION LEWIS and OLB CAMERON WAKE	August 17	Moved WR COREY DAVIS from physically unable to perform to active roster
March 13	Terminated vested veteran K RYAN SUCCOP ; terminated vested veteran TE DELANIE WALKER with failed physical	August 19	Waived RB DALYN DAWKINS , TE PARKER HESSE , QB COLE McDONALD and WR KYLE WILLIAMS ; signed free agents WR KRISHAWN HOGAN , RB MARCUS MARSHALL , QB TREVOR SIEMIAN and TE GEOFF SWAIM
March 16	Designated RB DERRICK HENRY as the Franchise Player	August 20	Activated DL JACK CRAWFORD off reserve/COVID-19
March 19	Traded DT JURRELL CASEY to the Denver Broncos for their 2020 seventh-round selection (237th overall)	August 22	Activated OLB JOSH SMITH off reserve/COVID-19; waived OLB JOSH SMITH
March 21	Signed unrestricted free agent T DENNIS KELLY	August 26	Waived LB KHAYLAN KEARSE-THOMAS and RB CAMERON SCARLETT ; signed free agent RB JEREMY McNICHOLS
March 24	Signed unrestricted free agent TE MYCOLE PRUITT	August 27	Signed free agent LB WILL COMPTON
March 25	Signed free agent T TY SAMBRAILO	September 2	Waived OL AVERY GENNESY ; signed free agent DB DOUG MIDDLETON
March 26	Signed unrestricted free agent LB NICK DZUBNAR	September 3	Waived K GREG JOSEPH ; signed free agent K STEPHEN GOSTKOWSKI
March 31	Signed unrestricted free agent OLB VIC BEASLEY JR.	September 5	Activated OLB VIC BEASLEY JR. from non-football injury; terminated vested veterans DB IBRAHEIM CAMPBELL , G ZAC KERIN , DB DOUG MIDDLETON , CB CHRIS MILTON , RB SENORISE PERRY , QB TREVOR SIEMIAN and CB TYE SMITH ; waived OLB JAMAL DAVIS II , WR RASHARD DAVIS , CB KENNETH DURDEN , LB CALE GARRETT , WR KRISHAWN HOGAN , TE TOMMY HUDSON , DT JOEY IVIE , T BRANDON KEMP , WR MASON KINSEY , RB MARCUS MARSHALL , K TUCKER McCANN , RB JEREMY McNICHOLS , CB KAREEM ORR , T DAVID QUESSENBERRY , OLB WYATT RAY , NT KOBE SMITH , DT TEAIR TART , OLB D'ANDRE WALKER , WR NICK WESTBROOK-IKHINE and WR KRISTIAN WILKERSON
April 2	Signed RB DERRICK HENRY as the Franchise Player	September 6	Signed OLB JAMAL DAVIS II , TE TOMMY HUDSON , T BRANDON KEMP , K TUCKER McCANN , RB JEREMY McNICHOLS , CB KAREEM ORR , T DAVID QUESSENBERRY , OLB WYATT RAY , QB TREVOR SIEMIAN , NT KOBE SMITH , CB TYE SMITH , DT TEAIR TART and WR NICK WESTBROOK-IKHINE to the practice squad; placed DB DANE CRUIKSHANK on injured reserve; placed T ISIAIAH WILSON on reserve/COVID-19; signed free agents CB CHRIS MILTON and RB SENORISE PERRY
April 8	Signed unrestricted free agent DL JACK CRAWFORD		
April 10	Signed unrestricted free agent OLB KAMALEI CORREA		
April 17	Signed free agent OL AVERY GENNESY		
April 21	Signed unrestricted free agent CB TYE SMITH		
April 23	Drafted T ISIAIAH WILSON (first round, 29th overall)		
April 24	Drafted CB KRISTIAN FULTON (second round, 61st overall) and RB DARRYNTON EVANS (third round, 93rd overall)		
April 25	Drafted DL LARRELL MURCHISON (fifth round, 174th overall) and QB COLE McDONALD (seventh round, 224th overall); traded a 2020 seventh-round pick (237th overall) to the Kansas City Chiefs for their 2021 sixth-round pick; drafted DB CHRIS JACKSON (seventh round, 243rd overall)		
April 29	Signed free agent G ZAC KERIN		
April 30	Signed free agent RB SENORISE PERRY		
May 1	Signed free agent DB IBRAHEIM CAMPBELL		
May 6	Signed free agent CB JOHNATHAN JOSEPH		
May 7	Signed the following undrafted free agents: C AARON BREWER , LB CALE GARRETT , TE TOMMY HUDSON , LB KHAYLAN KEARSE-THOMAS , T BRANDON KEMP , WR MASON KINSEY , K TUCKER McCANN , T ANTHONY McKINNEY , RB CAMERON SCARLETT , NT KOBE SMITH , DT TEAIR TART , WR NICK WESTBROOK-IKHINE , WR KRISTIAN WILKERSON and WR KYLE WILLIAMS		
May 27	Signed fifth-round choice DL LARRELL MURCHISON and seventh-round choice DB CHRIS JACKSON		
June 22	Signed seventh-round choice QB COLE McDONALD		
July 22	Signed third-round choice RB DARRYNTON EVANS		
July 26	Terminated vested veteran G ZAC KERIN ; waived DE AMANI BLEDSOE , LB NIGEL HARRIS , TE COLE HERDMAN and WR TREVION THOMPSON ; waived RB SHAUN WILSON non-football injury		

TENNESSEE TITANS UNOFFICIAL DEPTH CHART

OFFENSE

WR	84	Corey Davis	16	Cody Hollister	
TE	81	Jonnu Smith	85	MyCole Pruitt	86 Anthony Firkser
					87 Geoff Swaim
LT	77	Taylor Lewan	70	Ty Sambrailo	
LG	76	Rodger Saffold III	52	Daniel Munyer	
C	60	Ben Jones	<u>62</u>	<u>Aaron Brewer</u>	
RG	64	Nate Davis	75	Jamil Douglas	
RT	71	Dennis Kelly	70	Ty Sambrailo	
WR	10	Adam Humphries	13	Cameron Batson	
WR	11	A.J. Brown	14	Kalif Raymond	
QB	17	Ryan Tannehill	5	Logan Woodside	
RB	22	Derrick Henry	<u>32</u>	<u>Darrynton Evans</u>	20 Senorise Perry
					41 Khari Blasingame (FB)

DEFENSE

DE	94	Jack Crawford	<u>91</u>	<u>Larrell Murchison</u>	
NT	90	DaQuan Jones	92	Matt Dickerson	
DT	98	Jeffery Simmons	97	Isaiah Mack	
OLB	99	Jadeveon Clowney	44	Vic Beasley Jr.	
ILB	54	Rashaan Evans	53	Will Compton	49 Nick Dzubnar
ILB	55	Jayon Brown	51	David Long Jr.	
OLB	58	Harold Landry III	40	Kamalei Correa	50 Derick Roberson
CB	25	Adoree' Jackson	33	Johnathan Joseph	<u>35</u> <u>Chris Jackson</u>
SS	24	Kenny Vaccaro	46	Joshua Kalu	
FS	31	Kevin Byard	37	Amani Hooker	
CB	21	Malcolm Butler	<u>26</u>	<u>Kristian Fulton</u>	30 Chris Milton

SPECIAL TEAMS

K	3	Stephen Gostkowski	6	Brett Kern	
KO	3	Stephen Gostkowski	6	Brett Kern	
P	6	Brett Kern	3	Stephen Gostkowski	
H	6	Brett Kern	17	Ryan Tannehill	
PR	14	Kalif Raymond	10	Adam Humphries	25 Adoree' Jackson
KOR	14	Kalif Raymond	25	Adoree' Jackson	
LS	48	Beau Brinkley	60	Ben Jones	

As of Sept. 7, 2020

Rookies are underlined

TITANS PRONUNCIATION GUIDE

Kevin BYARD (BY-urd); **KAMALEI CORREA** (KAH-mah-lay corr-A-uh); **Dane CRUIKSHANK** (CROOK-shank); **JAMIL Douglas** (juh-MILL); **Nick DZUBNAR** (duh-ZOOB-nar); **Stephen GOSTKOWSKI** (gost-COW-ski); **DAQUAN Jones** (day-QUAN); **Taylor LEWAN** (leh-WAHN); **SENRORISE Perry** (suh-NAH-riss); **TY SAMBRAILO** (sam-BRI-low); **JONNU Smith** (JAH-new); **Ryan TANNEHILL** (TAN-uh-hill)

TENNESSEE TITANS ROSTER BY EXPERIENCE

<u>15TH YEAR</u>		<u>6TH YEAR</u>		<u>3RD YEAR</u>		<u>1ST YEAR</u>	
Stephen Gostkowski	K	Vic Beasley Jr.	OLB	Cameron Batson	WR	Logan Woodside	QB
Johnathan Joseph	CB	Nick Dzubnar	LB	Dane Cruikshank (IR)	DB	<u>ROOKIE DRAFT PICKS</u>	
<u>13TH YEAR</u>		Adam Humphries	WR	Matt Dickerson	DE	Darrynton Evans	CB
Brett Kern	P	Senorise Perry	RB	Jamil Douglas	G	Kristian Fulton	RB
<u>11TH YEAR</u>		Ty Sambrailo	T	Rashaan Evans	LB	Chris Jackson	DB
Rodger Saffold III	G	Geoff Swaim	TE	Anthony Firkser	TE	Larrell Murchison	DL
<u>9TH YEAR</u>		<u>5TH YEAR</u>		Reggie Gilbert (IR)	OLB	Isaiah Wilson (R/COVID)	T
Beau Brinkley	LS	Kevin Byard	S	Cody Hollister	WR	<u>ROOKIE FREE AGENTS</u>	
Jack Crawford	DL	Kamalei Correa	OLB	Harold Landry III	OLB	Aaron Brewer	C
Ben Jones	C	Derrick Henry	RB	Daniel Munyer	C	Anthony McKinney (R/Opt-Out)	T
Dennis Kelly	T	Chris Milton	CB	Kalif Raymond	WR	As of Sept. 6, 2020	
Ryan Tannehill	QB	MyCole Pruitt	TE	<u>2ND YEAR</u>			
<u>8TH YEAR</u>		Jayon Brown	LB	Khari Blasingame	FB/RB		
Kenny Vaccaro	S	Corey Davis	WR	A.J. Brown	WR		
<u>7TH YEAR</u>		Adoree' Jackson	CB	Nate Davis	OL		
Malcolm Butler	CB	Jonnu Smith	TE	Amani Hooker	DB		
Will Compton	LB			Joshua Kalu	DB		
DaQuan Jones	DL			David Long Jr.	LB		
Taylor Lewan	T			Isaiah Mack	DT		
				Derick Roberson	OLB		
				Jeffery Simmons	DL		

TENNESSEE TITANS ROSTER BY DRAFT ROUND

<u>ROUND 1</u>			<u>ROUND 4</u>			<u>UNDRAFTED</u>		
Player	Pos.	Year	Player	Pos.	Year	Player	Pos.	Year
Isaiah Wilson (R/COVID)	T	2020	Amani Hooker	DB	2019	Aaron Brewer	C	2020
Jeffery Simmons	DL	2019	Jamil Douglas	G	2015 (Mia)	Anthony McKinney (R/Opt-Out)	T	2020
Rashaan Evans	LB	2018	DaQuan Jones	DL	2014	Khari Blasingame	FB/RB	2019 (Min)
Corey Davis	WR	2017	Ben Jones	C	2012 (Hou)	Isaiah Mack	DT	2019
Adoree' Jackson	CB	2017	Stephen Gostkowski	K	2006 (NE)	Derick Roberson	OLB	2019
Vic Beasley Jr.	OLB	2015 (Atl)	<u>ROUND 5</u>			Cameron Batson	WR	2018
Taylor Lewan	T	2014	Player	Pos.	Year	Matt Dickerson	DE	2018
Kenny Vaccaro	S	2013 (NO)	Larrell Murchison	DL	2020	Joshua Kalu	DB	2018
Ryan Tannehill	QB	2012 (Mia)	Dane Cruikshank (IR)	DB	2018	Cody Hollister	WR	2018 (NE)
Johnathan Joseph	CB	2006 (Cin)	Jayon Brown	LB	2017	Anthony Firkser	TE	2017 (NYJ)
<u>ROUND 2</u>			MyCole Pruitt	TE	2015 (Min)	Reggie Gilbert (IR)	OLB	2016 (GB)
Player	Pos.	Year	Jack Crawford	DL	2012 (Oak)	Chris Milton	CB	2016 (Ind)
Kristian Fulton	CB	2020	Dennis Kelly	G/T	2012 (Phi)	Kalif Raymond	WR	2016 (Den)
A.J. Brown	WR	2019	<u>ROUND 6</u>			Nick Dzubnar	LB	2015 (SD)
Harold Landry III	OLB	2018	Player	Pos.	Year	Adam Humphries	WR	2015 (TB)
Kamalei Correa	OLB	2016 (Bal)	David Long Jr.	LB	2019	Daniel Munyer	C	2015 (KC)
Derrick Henry	RB	2016	<u>ROUND 7</u>			Malcolm Butler	CB	2014 (NE)
Ty Sambrailo	T	2015 (Den)	Player	Pos.	Year	Senorise Perry	RB	2014 (Chi)
Rodger Saffold III	G	2010 (StL)	Chris Jackson	DB	2020	Will Compton	LB	2013 (Was)
<u>ROUND 3</u>			Logan Woodside	QB	2018 (Cin)	Beau Brinkley	LS	2012
Player	Pos.	Year	Geoff Swaim	TE	2015 (Dal)	Brett Kern	P	2008 (Den)
Darrynton Evans	RB	2020				As of Sept. 6, 2020		
Nate Davis	OL	2019						
Jonnu Smith	TE	2017						
Kevin Byard	S	2016						

HOW THE TENNESSEE TITANS WERE BUILT

YEAR	DRAFTEES (19)	FREE AGENTS (30)	TRADES/WAIVERS (4)
2020	CB Kristian Fulton (2) RB Darrynton Evans (3) DL Larrell Murchison (5) DB Chris Jackson (7b)	T Ty Sambrailo (FA) LB Nick Dzubnar (UFA-LAC) OLB Vic Beasley Jr. (UFA-ATL) DL Jack Crawford (UFA-ATL) CB Johnathan Joseph (FA) C Aaron Brewer (FA) TE Geoff Swaim (FA) LB Will Compton (FA) K Stephen Gostkowski (FA) CB Chris Milton (FA) RB Senorise Perry (FA)	
2019	DL Jeffery Simmons (1) WR A.J. Brown (2) OL Nate Davis (3) DB Amani Hooker (4) LB David Long Jr. (6)	WR Adam Humphries (UFA-TB) G Rodger Saffold III (UFA-LAR) QB Logan Woodside (FA) DT Isaiah Mack (FA) OLB Derick Roberson (FA) WR Cody Hollister (FA) FB/RB Khari Blasingame (FA) C Daniel Munyer (FA)	QB Ryan Tannehill (T-MIA)
2018	LB Rashaan Evans (1) OLB Harold Landry III (2)	CB Malcolm Butler (UFA-NE) DE Matt Dickerson (FA) S Kenny Vaccaro (FA) WR Cameron Batson (FA) TE Anthony Firkser (FA) DB Joshua Kalu (FA) TE MyCole Pruitt (FA) G/C Jamil Douglas (FA) WR Khalif Raymond (FA)	OLB Kamalei Correa (T-BAL)
2017	WR Corey Davis (1a) CB Adoree' Jackson (1b) TE Jonnu Smith (3b) LB Jayon Brown (5)		
2016	RB Derrick Henry (2c) S Kevin Byard (3)	C Ben Jones (UFA-HOU)	T Dennis Kelly (T-PHI)
2014	T Taylor Lewan (1) DL DaQuan Jones (4a)		
2012		LS Beau Brinkley (FA)	
2009			P Brett Kern (W-DEN)

Reserve/COVID-19: T Isaiah Wilson (D1–2020)

Reserve/Injured: DB Dane Cruikshank (D5–2018); OLB Reggie Gilbert (T-GB, 2019)

Reserve/Voluntary Opt-Out: T Anthony McKinney (FA–2020)

As of Sept. 6, 2020

TENNESSEE TITANS POSITIONAL ROSTER - OFFENSE

QUARTERBACKS (2)

17	Tannehill, Ryan	QB	6-4	217	7/27/88	9	Texas A&M	Big Spring, Texas	T (MIA)-'19
5	Woodside, Logan	QB	6-1	213	1/27/95	1	Toledo	Frankfort, Ky.	FA-'19

RUNNING BACKS (4)

41	Blasingame, Khari	FB/RB	6-0	233	7/1/96	2	Vanderbilt	New Market, Ala.	FA-'19
32	Evans, Darrynton	RB	5-10	203	7/9/98	R	Appalachian State	Oak Hill, Fla.	D3-'20
22	Henry, Derrick	RB	6-3	247	1/4/94	5	Alabama	Yulee, Fla.	D2c-'16
20	Perry, Seniorise	RB	6-0	210	9/19/91	6	Louisville	Summerville, Ga.	FA-'20

WIDE RECEIVERS (6)

13	Batson, Cameron	WR	5-8	175	12/20/95	3	Texas Tech	Oklahoma City, Okla.	FA-'18
11	Brown, A.J.	WR	6-1	226	6/30/97	2	Mississippi	Starkville, Miss.	D2-'19
84	Davis, Corey	WR	6-3	209	1/11/95	4	Western Michigan	Wheaton, Ill.	D1a-'17
16	Hollister, Cody	WR	6-4	216	11/18/93	3	Arkansas	Bend, Ore.	FA-'19
10	Humphries, Adam	WR	5-11	195	6/24/93	6	Clemson	Spartanburg, S.C.	UFA (TB)-'19
14	Raymond, Kalif	WR	5-8	182	8/8/94	3	Holy Cross	Lawrenceville, Ga.	FA-'18

TIGHT ENDS (4)

86	Firker, Anthony	TE	6-2	246	2/19/95	3	Harvard	Manalapan, N.J.	FA-'18
85	Pruitt, MyCole	TE	6-2	245	3/24/92	5	Southern Illinois	South Bend, Ind.	FA-'18
81	Smith, Jonnu	TE	6-3	248	8/22/95	4	Florida International	Ocala, Fla.	D3b-'17
87	Swaim, Geoff	TE	6-4	260	9/16/93	6	Texas	Chico, Calif.	FA-'20

CENTERS (3)

62	Brewer, Aaron	C	6-1	274	10/28/97	R	Texas State	Dallas, Texas	FA-'20
60	Jones, Ben	C	6-3	308	7/2/89	9	Georgia	Brent, Ala.	UFA (HOU)-'16
52	Munyer, Daniel	C	6-1	305	3/4/92	3	Colorado	Harbor City, Calif.	FA-'19

GUARDS (3)

64	Davis, Nate	OL	6-3	316	9/23/96	2	Charlotte	Ashburn, Va.	D3-'19
75	Douglas, Jamil	G/C	6-4	309	2/28/92	3	Arizona State	Cypress, Calif.	FA-'18
76	Saffold III, Rodger	G	6-5	325	6/6/88	11	Indiana	Bedford, Ohio	UFA (LAR)-'19

TACKLES (3)

71	Kelly, Dennis	T	6-8	321	1/16/90	9	Purdue	Chicago Heights, Ill.	T (PHI)-'16
77	Lewan, Taylor	T	6-7	309	7/22/91	7	Michigan	Cave Creek, Ariz.	D1-'14
70	Sambrailo, Ty	T	6-5	311	3/10/92	6	Colorado State	Watsonville, Calif.	FA-'20

LONG SNAPPER (1)

48	Brinkley, Beau	LS	6-4	260	1/25/90	9	Missouri	Kearney, Mo.	FA-'12
----	----------------	----	-----	-----	---------	---	----------	--------------	--------

PLACEKICKERS (1)

3	Gostkowski, Stephen	K	6-1	215	1/28/84	15	Memphis	Madison, Miss.	FA-'20
---	---------------------	---	-----	-----	---------	----	---------	----------------	--------

As of Sept. 6, 2020

TENNESSEE TITANS POSITIONAL ROSTER - DEFENSE

DEFENSIVE LINEMEN (6)

94	Crawford, Jack	DL	6-5	274	9/7/88	9	Penn State	London, United Kingdom	UFA (ATL)-'20
92	Dickerson, Matt	DE	6-5	292	11/9/95	3	UCLA	San Mateo, Calif.	FA-'18
90	Jones, DaQuan	DL	6-4	322	12/27/91	7	Penn State	Johnson City, N.Y.	D4a-'14
97	Mack, Isaiah	DT	6-1	299	3/19/96	2	Chattanooga	Tunnel Hill, Ga.	FA-'19
91	Murchison, Larrell	DL	6-2	297	4/24/97	R	North Carolina State	Elizabethtown, N.C.	D5-'20
98	Simmons, Jeffery	DL	6-4	305	7/28/97	2	Mississippi State	Macon, Miss.	D1-'19

LINEBACKERS (9)

44	Beasley Jr., Vic	OLB	6-3	246	7/8/92	6	Clemson	Adairsville, Ga.	UFA (ATL)-'20
55	Brown, Jayon	LB	6-0	226	2/26/95	4	UCLA	Long Beach, Calif.	D5-'17
53	Compton, Will	LB	6-1	235	9/19/89	7	Nebraska	Bonne Terre, Mo.	FA-'20
40	Correa, Kamalei	OLB	6-3	241	4/27/94	5	Boise State	Honolulu, Hawaii	T (BAL)-'18
49	Dzubnar, Nick	LB	6-1	240	8/15/91	6	Cal Poly-San Luis Obispo	Mission Viejo, Calif.	UFA (LAC)-'20
54	Evans, Rashaan	LB	6-2	232	11/8/95	3	Alabama	Auburn, Ala.	D1-'18
58	Landry III, Harold	OLB	6-2	252	6/5/96	3	Boston College	Spring Lake, N.C.	D2-'18
51	Long Jr., David	LB	5-11	227	10/12/96	2	West Virginia	Cincinnati, Ohio	D6-'19
50	Roberson, Derick	OLB	6-3	250	11/15/95	2	Sam Houston State	San Antonio, Texas	FA-'19

CORNERBACKS (6)

21	Butler, Malcolm	CB	5-11	190	3/2/90	7	West Alabama	Vicksburg, Miss.	UFA (NE)-'18
26	Fulton, Kristian	CB	5-11	197	9/3/98	R	Louisiana State	New Orleans, La.	D2-'20
25	Jackson, Adoree'	CB	5-11	185	9/18/95	4	Southern California	East St. Louis, Ill.	D1b-'17
35	Jackson, Chris	DB	5-10	193	4/13/98	R	Marshall	Tallahassee, Fla.	D7b-'20
33	Joseph, Johnathan	CB	5-11	186	4/16/84	15	South Carolina	Rock Hill, S.C.	FA-'20
30	Milton, Chris	CB	5-11	190	9/15/92	5	Georgia Tech	Folkston, Ga.	W (IND)-'19

SAFETIES (4)

31	Byard, Kevin	S	5-11	212	8/17/93	5	Middle Tennessee State	Lithonia, Ga.	D3-'16
37	Hooker, Amani	DB	5-11	210	6/14/98	2	Iowa	Minneapolis, Minn.	D4-'19
46	Kalu, Joshua	DB	6-0	203	8/28/95	2	Nebraska	Houston, Texas	FA-'18
24	Vaccaro, Kenny	S	6-0	214	2/15/91	8	Texas	Brownwood, Texas	FA-'18

PUNTERS (1)

6	Kern, Brett	P	6-2	214	2/17/86	13	Toledo	Grand Island, N.Y.	W (DEN)-'09
---	-------------	---	-----	-----	---------	----	--------	--------------------	-------------

As of Sept. 6, 2020

GAME PREVIEW

TEAM NOTES

PLAYER NOTES

MEDIA

STATISTICS

ROSTERS

TENNESSEE TITANS ALPHABETICAL ROSTER

NO.	NAME	POS.	HT.	WT.	BIRTHDATE	EXP.	COLLEGE	HOMETOWN	ACQUIRED
13	Batson, Cameron	WR	5-8	175	12/20/95	3	Texas Tech	Oklahoma City, Okla.	FA-'18
44	Beasley Jr., Vic	OLB	6-3	246	7/8/92	6	Clemson	Adairsville, Ga.	UFA (ATL)-'20
41	Blasingame, Khari	FB/RB	6-0	233	7/1/96	2	Vanderbilt	New Market, Ala.	FA-'19
62	Brewer, Aaron	C	6-1	274	10/28/97	R	Texas State	Dallas, Texas	FA-'20
48	Brinkley, Beau	LS	6-4	260	1/25/90	9	Missouri	Kearney, Mo.	FA-'12
11	Brown, A.J.	WR	6-1	226	6/30/97	2	Mississippi	Starkville, Miss.	D2-'19
55	Brown, Jayon	LB	6-0	226	2/26/95	4	UCLA	Long Beach, Calif.	D5-'17
21	Butler, Malcolm	CB	5-11	190	3/2/90	7	West Alabama	Vicksburg, Miss.	UFA (NE)-'18
31	Byard, Kevin	S	5-11	212	8/17/93	5	Middle Tennessee State	Lithonia, Ga.	D3-'16
53	Compton, Will	LB	6-1	235	9/19/89	7	Nebraska	Bonne Terre, Mo.	FA-'20
40	Correa, Kamalei	OLB	6-3	241	4/27/94	5	Boise State	Honolulu, Hawaii	T (BAL)-'18
94	Crawford, Jack	DL	6-5	274	9/7/88	9	Penn State	London, United Kingdom	UFA (ATL)-'20
84	Davis, Corey	WR	6-3	209	1/11/95	4	Western Michigan	Wheaton, Ill.	D1a-'17
64	Davis, Nate	OL	6-3	316	9/23/96	2	Charlotte	Ashburn, Va.	D3-'19
92	Dickerson, Matt	DE	6-5	292	11/9/95	3	UCLA	San Mateo, Calif.	FA-'18
75	Douglas, Jamil	G/C	6-4	309	2/28/92	3	Arizona State	Cypress, Calif.	FA-'18
49	Dzubnar, Nick	LB	6-1	240	8/15/91	6	Cal Poly - San Luis Obispo	Mission Viejo, Calif.	UFA (LAC)-'20
32	Evans, Darrynton	RB	5-10	203	7/9/98	R	Appalachian State	Oak Hill, Fla.	D3-'20
54	Evans, Rashaan	LB	6-2	232	11/8/95	3	Alabama	Auburn, Ala.	D1-'18
86	Firker, Anthony	TE	6-2	246	2/19/95	3	Harvard	Manalapan, N.J.	FA-'18
26	Fulton, Kristian	CB	5-11	197	9/3/98	R	Louisiana State	New Orleans, La.	D2-'20
3	Gostkowski, Stephen	K	6-1	215	1/28/84	15	Memphis	Madison, Miss.	FA-'20
22	Henry, Derrick	RB	6-3	247	1/4/94	5	Alabama	Yulee, Fla.	D2c-'16
16	Hollister, Cody	WR	6-4	216	11/18/93	3	Arkansas	Bend, Ore.	FA-'19
37	Hooker, Amani	DB	5-11	210	6/14/98	2	Iowa	Minneapolis, Minn.	D4-'19
10	Humphries, Adam	WR	5-11	195	6/24/93	6	Clemson	Spartanburg, S.C.	UFA (TB)-'19
25	Jackson, Adoree'	CB	5-11	185	9/18/95	4	Southern California	East St. Louis, Ill.	D1b-'17
35	Jackson, Chris	DB	5-10	193	4/13/98	R	Marshall	Tallahassee, Fla.	D7b-'20
60	Jones, Ben	C	6-3	308	7/2/89	9	Georgia	Brent, Ala.	UFA (HOU)-'16
90	Jones, DaQuan	DL	6-4	322	12/27/91	7	Penn State	Johnson City, N.Y.	D4a-'14
33	Joseph, Johnathan	CB	5-11	186	4/16/84	15	South Carolina	Rock Hill, S.C.	FA-'20
46	Kalu, Joshua	DB	6-0	203	8/28/95	2	Nebraska	Houston, Texas	FA-'18
71	Kelly, Dennis	T	6-8	321	1/16/90	9	Purdue	Chicago Heights, Ill.	T (PHI)-'16
6	Kern, Brett	P	6-2	214	2/17/86	13	Toledo	Grand Island, N.Y.	W (DEN)-'09
58	Landry III, Harold	OLB	6-2	252	6/5/96	3	Boston College	Spring Lake, N.C.	D2-'18
77	Lewan, Taylor	T	6-7	309	7/22/91	7	Michigan	Cave Creek, Ariz.	D1-'14
51	Long Jr., David	LB	5-11	227	10/12/96	2	West Virginia	Cincinnati, Ohio	D6-'19
97	Mack, Isaiah	DT	6-1	299	3/19/96	2	Chattanooga	Tunnel Hill, Ga.	FA-'19
30	Milton, Chris	CB	5-11	190	9/15/92	5	Georgia Tech	Folkston, Ga.	W (IND)-'19
52	Munyer, Daniel	C	6-1	305	3/4/92	3	Colorado	Harbor City, Calif.	FA-'19
91	Murchison, Larrell	DL	6-2	297	4/24/97	R	North Carolina State	Elizabethtown, N.C.	D5-'20
20	Perry, Senorise	RB	6-0	210	9/19/91	6	Louisville	Summerville, Ga.	FA-'20
85	Pruitt, MyCole	TE	6-2	245	3/24/92	5	Southern Illinois	South Bend, Ind.	FA-'18
14	Raymond, Kalif	WR	5-8	182	8/8/94	3	Holy Cross	Lawrenceville, Ga.	FA-'18
50	Roberson, Derick	OLB	6-3	250	11/15/95	2	Sam Houston State	San Antonio, Texas	FA-'19
76	Saffold III, Rodger	G	6-5	325	6/6/88	11	Indiana	Bedford, Ohio	UFA (LAR)-'19
70	Sambrailo, Ty	T	6-5	311	3/10/92	6	Colorado State	Watsonville, Calif.	FA-'20
98	Simmons, Jeffery	DL	6-4	305	7/28/97	2	Mississippi State	Macon, Miss.	D1-'19
81	Smith, Jonnu	TE	6-3	248	8/22/95	4	Florida International	Ocala, Fla.	D3b-'17
87	Swaim, Geoff	TE	6-4	260	9/16/93	6	Texas	Chico, Calif.	FA-'20
17	Tannehill, Ryan	QB	6-4	217	7/27/88	9	Texas A&M	Big Spring, Texas	T (MIA)-'19
24	Vaccaro, Kenny	S	6-0	214	2/15/91	8	Texas	Brownwood, Texas	FA-'18
5	Woodside, Logan	QB	6-1	213	1/27/95	1	Toledo	Frankfort, Ky.	FA-'19
PRACTICE SQUAD (13):									
59	Davis II, Jamal	OLB	6-4	240	7/9/95	1	Akron	Canton, Ohio	FA-'20
89	Hudson, Tommy	TE	6-3	255	2/22/97	R	Arizona State	San Jose, Calif.	FA-'20
66	Kemp, Brandon	T	6-6	317	1/18/97	R	Valdosta State	Atlanta, Ga.	FA-'20
7	McCann, Tucker	K	6-0	218	11/10/97	R	Missouri	O'Fallon, Ill.	FA-'20
28	McNichols, Jeremy	RB	5-9	205	12/26/95	1	Boise State	Santa Margarita, Calif.	FA-'20
36	Orr, Kareem	CB	5-11	195	1/2/97	1	Chattanooga	Chattanooga, Tenn.	FA-'19
72	Quessenberry, David	OL	6-5	310	8/24/90	2	San Jose State	La Jolla, Calif.	FA-'18
57	Ray, Wyatt	OLB	6-3	255	10/24/96	1	Boston College	Boca Raton, Fla.	FA-'20
4	Siemian, Trevor	QB	6-3	220	12/26/91	6	Northwestern	Windermere, Fla.	FA-'20
73	Smith, Kobe	NT	6-2	312	6/23/98	R	South Carolina	Lawrenceville, Ga.	FA-'20
23	Smith, Tye	CB	6-0	195	5/3/93	5	Towson	Raleigh, N.C.	FA-'17
78	Tart, Teair	DT	6-2	304	2/28/97	R	Florida International	Philadelphia, Pa.	FA-'20
15	Westbrook-Ikhine, Nick	WR	6-2	211	3/21/97	R	Indiana	Lake Mary, Fla.	FA-'20
RESERVE/COVID-19 (1):									
79	Wilson, Isaiah	T	6-6	350	2/12/99	R	Georgia	Brooklyn, N.Y.	D1-'20
RESERVE/INJURED (2):									
29	Cruikshank, Dane	DB	6-1	209	4/27/95	3	Arizona	Chino Hills, Calif.	D5-'18
93	Gilbert, Reggie	OLB	6-4	260	4/1/93	3	Arizona	Laveen, Ariz.	T (GB)-'19
RESERVE/VOLUNTARY OPT-OUT (1):									
61	McKinney, Anthony	T	6-7	316	10/25/97	R	Texas Christian	Rockford, Ill.	FA-'20

Active Roster Count: 53

As of Sept. 6, 2020

HEAD COACH: MIKE VRABEL

ASSISTANT COACHES: ARTHUR SMITH (offensive coordinator), CRAIG AUKERMAN (special teams), BRIAN BELL (strength and conditioning assistant), SCOTT BOOKER (safeties), SHANE BOWEN (outside linebackers), KEITH CARTER (offensive line), RYAN CROW (assistant special teams), TONY DEWS (running backs), TODD DOWNING (tight ends), MATT EDWARDS (defensive assistant), MONDRAY GEE (strength and conditioning assistant), JIM HASLETT (inside linebackers), CHANDLER HENLEY (quality control), ZAK KUHR (defensive quality control), ANTHONY MIDGET (secondary), ROB MOORE (wide receivers), PAT O'HARA (quarterbacks), FRANK PIRAINO (strength and conditioning), LUKE STECKEL (offensive assistant), MIKE SULLIVAN (assistant offensive line), TERRELL WILLIAMS (defensive line)

TENNESSEE TITANS NUMERICAL ROSTER

NO.	NAME	POS.	HT.	WT.	AGE	EXP.	COLLEGE	HOMETOWN	ACQUIRED
3	Stephen Gostkowski	K	6-1	215	36	15	Memphis	Madison, Miss.	FA-'20
5	Logan Woodside	QB	6-1	213	25	1	Toledo	Frankfort, Ky.	FA-'19
6	Brett Kern	P	6-2	214	34	13	Toledo	Grand Island, N.Y.	W (DEN)-'09
10	Adam Humphries	WR	5-11	195	27	6	Clemson	Spartanburg, S.C.	UFA (TB)-'19
11	A.J. Brown	WR	6-1	226	23	2	Mississippi	Starkville, Miss.	D2-'19
13	Cameron Batson	WR	5-8	175	24	3	Texas Tech	Oklahoma City, Okla.	FA-'18
14	Kalif Raymond	WR	5-8	182	26	3	Holy Cross	Lawrenceville, Ga.	FA-'18
16	Cody Hollister	WR	6-4	216	26	3	Arkansas	Bend, Ore.	FA-'19
17	Ryan Tannehill	QB	6-4	217	32	9	Texas A&M	Big Spring, Texas	T (MIA)-'19
20	Senorise Perry	RB	6-0	210	28	6	Louisville	Summerville, Ga.	FA-'20
21	Malcolm Butler	CB	5-11	190	30	7	West Alabama	Vicksburg, Miss.	UFA (NE)-'18
22	Derrick Henry	RB	6-3	247	26	5	Alabama	Yulee, Fla.	D2c-'16
24	Kenny Vaccaro	S	6-0	214	29	8	Texas	Brownwood, Texas	FA-'18
25	Adoree' Jackson	CB	5-10	186	24	4	Southern California	East St. Louis, Ill.	D1b-'17
26	Kristian Fulton	CB	5-11	197	22	R	Louisiana State	New Orleans, La.	D2-'20
30	Chris Milton	CB	5-11	190	27	5	Georgia Tech	Folkston, Ga.	W (IND)-'19
31	Kevin Byard	S	5-11	212	27	5	Middle Tennessee State	Lithonia, Ga.	D3-'16
32	Darrynton Evans	RB	5-10	203	22	R	Appalachian State	Oak Hill, Fla.	D3-'20
33	Johnathan Joseph	CB	5-11	186	36	15	South Carolina	Rock Hill, S.C.	FA-'20
35	Chris Jackson	DB	5-10	193	22	R	Marshall	Tallahassee, Fla.	D7b-'20
37	Amani Hooker	DB	5-11	210	22	2	Iowa	Minneapolis, Minn.	D4-'19
40	Kamalei Correa	OLB	6-3	241	26	5	Boise State	Honolulu, Hawaii	T (BAL)-'18
41	Khari Blasingame	FB/RB	6-0	233	24	2	Vanderbilt	New Market, Ala.	FA-'19
44	Vic Beasley Jr.	OLB	6-3	246	28	6	Clemson	Adairsville, Ga.	UFA (ATL)-'20
46	Joshua Kalu	DB	6-0	203	25	2	Nebraska	Houston, Texas	FA-'18
48	Beau Brinkley	LS	6-4	260	30	9	Missouri	Kearney, Mo.	FA-'12
49	Nick Dzubnar	LB	6-1	240	29	6	Cal Poly-San Luis Obispo	Mission Viejo, Calif.	UFA (LAC)-'20
50	Derick Roberson	OLB	6-3	250	24	2	Sam Houston State	San Antonio, Texas	FA-'19
51	David Long Jr.	LB	5-11	227	23	2	West Virginia	Cincinnati, Ohio	D6-'19
52	Daniel Munyer	C	6-1	305	28	3	Colorado	Harbor City, Calif.	FA-'19
53	Will Compton	LB	6-1	235	30	7	Nebraska	Bonne Terre, Mo.	FA-'20
54	Rashaan Evans	LB	6-2	232	24	3	Alabama	Auburn, Ala.	D1-'18
55	Jayon Brown	LB	6-0	226	25	4	UCLA	Long Beach, Calif.	D5-'17
58	Harold Landry III	OLB	6-2	252	24	3	Boston College	Spring Lake, N.C.	D2-'18
60	Ben Jones	C	6-3	308	31	9	Georgia	Brent, Ala.	UFA (HOU)-'16
62	Aaron Brewer	C	6-1	274	22	R	Texas State	Dallas, Texas	FA-'20
64	Nate Davis	OL	6-3	316	23	2	Charlotte	Ashburn, Va.	D3-'19
70	Ty Sambrailo	T	6-5	311	28	6	Colorado State	Watsonville, Calif.	FA-'20
71	Dennis Kelly	T	6-8	321	30	9	Purdue	Chicago Heights, Ill.	T (PHI)-'16
75	Jamil Douglas	G/C	6-4	309	28	3	Arizona State	Cypress, Calif.	FA-'18
76	Rodger Saffold III	G	6-5	325	32	11	Indiana	Bedford, Ohio	UFA (LAR)-'19
77	Taylor Lewan	T	6-7	309	29	7	Michigan	Cave Creek, Ariz.	D1-'14
81	Jonnu Smith	TE	6-3	248	25	4	Florida International	Ocala, Fla.	D3b-'17
84	Corey Davis	WR	6-3	209	25	4	Western Michigan	Wheaton, Ill.	D1a-'17
85	MyCole Pruitt	TE	6-2	245	28	5	Southern Illinois	South Bend, Ind.	FA-'18
86	Anthony Firkser	TE	6-2	246	25	3	Harvard	Manalapan, N.J.	FA-'18
87	Geoff Swaim	TE	6-4	260	26	6	Texas	Chico, Calif.	FA-'20
90	DaQuan Jones	DL	6-4	322	28	7	Penn State	Johnson City, N.Y.	D4a-'14
91	Larrell Murchison	DL	6-2	297	23	R	North Carolina State	Elizabethtown, N.C.	D5-'20
92	Matt Dickerson	DE	6-5	292	24	3	UCLA	San Mateo, Calif.	FA-'18
94	Jack Crawford	DL	6-5	274	31	9	Penn State	London, United Kingdom	UFA (ATL)-'20
97	Isaiah Mack	DT	6-1	299	24	2	Chattanooga	Tunnel Hill, Ga.	FA-'19
98	Jeffery Simmons	DL	6-4	305	23	2	Mississippi State	Macon, Miss.	D1-'19
PRACTICE SQUAD (13):									
4	Trevor Siemian	QB	6-3	220	28	6	Northwestern	Windermere, Fla.	FA-'20
7	Tucker McCann	K	6-0	218	22	R	Missouri	O'Fallon, Ill.	FA-'20
15	Nick Westbrook-Ikhine	WR	6-2	211	23	R	Indiana	Lake Mary, Fla.	FA-'20
23	Tye Smith	CB	6-0	195	27	5	Towson	Raleigh, N.C.	FA-'17
28	Jeremy McNichols	RB	5-9	205	24	1	Boise State	Santa Margarita, Calif.	FA-'20
36	Kareem Orr	CB	5-11	195	23	1	Chattanooga	Chattanooga, Tenn.	FA-'19
57	Wyatt Ray	OLB	6-3	255	23	1	Boston College	Boca Raton, Fla.	FA-'20
59	Jamal Davis II	OLB	6-4	240	25	1	Akron	Canton, Ohio	FA-'20
66	Brandon Kemp	T	6-6	317	23	R	Valdosta State	Atlanta, Ga.	FA-'20
72	David Quessenberry	OL	6-5	305	30	2	San Jose State	La Jolla, Calif.	FA-'18
73	Kobe Smith	NT	6-2	312	22	R	South Carolina	Lawrenceville, Ga.	FA-'20
78	Teair Tart	DT	6-2	304	23	R	Florida International	Philadelphia, Pa.	FA-'20
89	Tommy Hudson	TE	6-3	255	23	R	Arizona State	San Jose, Calif.	FA-'20
RESERVE/COVID-19 (1):									
79	Isaiah Wilson	T	6-6	350	21	R	Georgia	Brooklyn, N.Y.	D1-'20
RESERVE/INJURED (2):									
29	Dane Cruikshank	DB	6-1	209	25	3	Arizona	Chino Hills, Calif.	D5-'18
93	Reggie Gilbert	OLB	6-4	260	27	3	Arizona	Laveen, Ariz.	T (GB)-'19
RESERVE/VOLUNTARY OPT-OUT (1):									
61	Anthony McKinney	T	6-7	316	22	R	Texas Christian	Rockford, Ill.	FA-'20

Active Roster Count: 53

As of Sept. 6, 2020

HEAD COACH: MIKE VRABEL

ASSISTANT COACHES: ARTHUR SMITH (offensive coordinator), CRAIG AUKERMAN (special teams), BRIAN BELL (strength and conditioning assistant), SCOTT BOOKER (safeties), SHANE BOWEN (outside linebackers), KEITH CARTER (offensive line), RYAN CROW (assistant special teams), TONY DEWS (running backs), TODD DOWNING (tight ends), MATT EDWARDS (defensive assistant), MONDRAY GEE (strength and conditioning assistant), JIM HASLETT (inside linebackers), CHANDLER HENLEY (quality control), ZAK KUHR (defensive quality control), ANTHONY MIDGET (secondary), ROB MOORE (wide receivers), PAT O'HARA (quarterbacks), FRANK PIRAINO (strength and conditioning), LUKE STECKEL (offensive assistant), MIKE SULLIVAN (assistant offensive line), TERRELL WILLIAMS (defensive line)

HOW ACQUIRED KEY: FA (free agent), UFA (unrestricted free agent), RFA (restricted free agent), D (draft pick), W (waivers), T (trade)