



GAME 8

WEEKLY RELEASE



TITANS AT COLTS

SUNDAY, OCTOBER 31, 2021





Saint Thomas Sports Park | 460 Great Circle Road | Nashville, TN 37228 | 615-565-4100 | TennesseeTitans.com | @Titans

ROBBIE BOHREN Senior Director of Communications | **DWIGHT SPRADLIN** Director of Media Relations
JARED PUFFER Media Relations Manager | **KIM SMITH** Media Relations Coordinator

FOR IMMEDIATE RELEASE

OCTOBER 25, 2021



TITANS TRAVEL TO INDIANAPOLIS FOR HALLOWEEN CLASH WITH COLTS



Tennessee Titans (5-2) at Indianapolis Colts (3-4)

Sunday, Oct. 31, 2021 • 1 p.m. EDT/Noon CDT • Lucas Oil Stadium • Indianapolis, Ind. • TV: CBS

NASHVILLE — This week the Tennessee Titans (5-2) travel to face the AFC South rival Indianapolis Colts (3-4) in a rematch of the Titans' Week 3 victory in Nashville. Kickoff at Lucas Oil Stadium (capacity 63,000) is scheduled for 1 p.m. EDT/noon CDT on Sunday, Oct. 31.

Sunday's Halloween meeting will mark the second Titans-Colts game in a six-week span. The Titans won the first of two annual matchups 25-16 at Nissan Stadium on Sept. 26. Titans quarterback **Ryan Tannehill** completed three touchdown passes, and running back **Derrick Henry** rushed for 113 yards in the win. The Titans have been in sole possession of first place in the AFC South since that victory.

The Titans have a five-game winning streak in division games. They won their last three AFC South battles in 2020 and their first two in 2021.

THE BROADCAST

Sunday's contest will be regionally televised on CBS, including Nashville affiliate WTVF NewsChannel 5. The broadcast team includes play-by-play announcer **Spero Dedes** and analyst **Jay Feely**.

Fans can livestream the broadcast on their mobile devices from the Titans Mobile App (iOS and Android), as well as on desktop computers and mobile web at TennesseeTitans.com. Restrictions apply. For information and more streaming options visit TennesseeTitans.com or NFL.com/ways-to-watch.

The Titans Radio Network and Nashville flagship 104.5 The Zone will carry the game across the Mid-South with the "Voice of the Titans" **Mike Keith**, analyst **Dave McGinnis**, sideline reporter **Amie Wells** and gameday host **Rhett Bryan**.

Additionally, Compass Media Networks will broadcast the game to a national radio audience. Play-by-play announcer **Bill Rosinski** and analyst **Steve Beuerlein** will have the call.

TITANS LOOKING FOR FOURTH CONSECUTIVE WIN

Last week the Titans hosted the defending AFC champion Kansas City Chiefs. They scored the game's first 27 points—all in the first half—and held the Chiefs to a third-quarter field goal in a 27-3 victory. The Titans earned their third consecutive win, and they are 5-2 after seven games for the second consecutive season.

The Titans defense forced three turnovers, totaled four sacks, and limited Chiefs quarterback **Patrick Mahomes** to a career-low 62.3 passer rating. Defensive lineman **Denico Autry** led the Titans with two sacks, and inside linebacker **Rashaan Evans** registered his first career interception and a fumble recovery. Outside linebacker **Harold Landry III** had another sack and ranks second in the NFL with 7.5 sacks on the season.

Henry hit the 100-yard scrimmage mark for his career-best sixth consecutive game, including 29 carries for 86 yards. He also completed a touchdown pass to tight end **MyCole Pruitt**. Henry leads the NFL this season with 869 rushing yards, 10 rushing touchdowns and 1,023 scrimmage yards.

Tannehill was 21-of-27 passing for 270 yards, including a 24-yard touchdown to wide receiver **A.J. Brown**, and he added his third rushing touchdown of 2021.

Brown's eight receptions for 133 yards led the team and were his best numbers of the season through seven weeks.

THE COLTS

The Colts traveled to San Francisco last week and defeated the 49ers 30-18 in a rain-soaked game on Sunday Night Football. The Colts forced four turnovers, while quarterback **Carson Wentz** passed for two touchdowns and rushed for another.

During the offseason, the Colts acquired the veteran Wentz in a trade with the Philadelphia Eagles. The former second-overall NFL draft pick (2016) produced four 3,000-yard passing seasons with the Eagles, including a career-high 4,039 yards in 2019. In his first seven games with the Colts, he has 1,695 passing yards with 11 touchdowns with only one interception.

The Colts are in their fourth season under head coach **Frank Reich**. He spearheaded two playoff berths in his first three campaigns, including a wild card appearance after an 11-5 finish in 2020.

2021 TITANS SCHEDULE

All kickoff times Central

Day	Date	Opponent	Result, Kickoff	Score, TV
Sun.	Sept. 12	ARIZONA	L	13-38
Sun.	Sept. 19	at Seattle	W (OT)	33-30
Sun.	Sept. 26	INDIANAPOLIS	W	25-16
Sun.	Oct. 3	at New York Jets	L (OT)	24-27
Sun.	Oct. 10	at Jacksonville	W	37-19
Mon.	Oct. 18	BUFFALO	W	34-31
Sun.	Oct. 24	KANSAS CITY	W	27-3
Sun.	Oct. 31	at Indianapolis	Noon	CBS
Sun.	Nov. 7	at Los Angeles Rams	7:20 p.m.*	NBC
Sun.	Nov. 14	NEW ORLEANS	Noon*	CBS
Sun.	Nov. 21	HOUSTON	Noon*	CBS
Sun.	Nov. 28	at New England	Noon*	CBS
Sun.	Dec. 5	Bye		
Sun.	Dec. 12	JACKSONVILLE	Noon*	CBS
Sun.	Dec. 19	at Pittsburgh	Noon*	CBS
Thu.	Dec. 23	SAN FRANCISCO	7:20 p.m.	NFLN
Sun.	Jan. 2	MIAMI	Noon*	CBS
Sun.	Jan. 9	at Houston	Noon*	CBS

* Time, TV subject to change

All games on Titans Radio Network (Flagship 104.5 The Zone)

AFC SOUTH STANDINGS

TEAM	W	L	T	PCT	CONF	DIV
Tennessee Titans	5	2	0	.714	4-1-0	2-0-0
Indianapolis Colts	3	4	0	.429	2-2-0	1-1-0
Jacksonville Jaguars	1	5	0	.167	1-4-0	0-2-0
Houston Texans	1	6	0	.143	1-4-0	1-1-0

LAST WEEK: KC 3 at Ten 27, Hou 5 at Ari 31, Ind 30 at SF 18, Jax (bye)

THIS WEEK (central time): Ten at Ind (Sun 12:00), LAR at Hou (Sun 12:00), Jax at Sea (Sun 3:05)

NEXT WEEK (central time): NYJ at Ind (Thu 7:20), Buf at Jax (Sun 12:00), Hou at Mia (Sun 12:00), Ten at LAR (Sun 7:20)

GAME INFORMATION

Date of Game	Sunday, Oct. 31, 2021
Kickoff Time	Noon CDT
Venue	Lucas Oil Stadium
Location	Indianapolis, Ind.
Opened in	2008
Surface	Motz Group/Shaw Sports Turf
Capacity	63,000

Visiting Team	Tennessee Titans (5-2)
Website	www.TennesseeTitans.com
Media Guide	www.TennesseeTitans.com/Media
Franchise since	1960 (1960-96 Houston Oilers; 1997-98 Tennessee Oilers)
Ownership	Amy Adams Strunk (Chairman, Board of Directors); Kenneth S. Adams, IV (Board of Directors); Barclay Adams; Susan Lewis
President/CEO	Burke Nihill
EVP/General Manager	Jon Robinson
Head Coach	Mike Vrabel (since 2018)
Defensive Coordinator	Shane Bowen
Offensive Coordinator	Todd Downing
2021 NFL Offensive Rank	11 (Total), 3 (Rush), 26 (Pass)
2021 NFL Defensive Rank	22 (Total), 9 (Rush), 23 (Pass)

Home Team	Indianapolis Colts (3-4)
Website	www.colts.com
Franchise since	1953 (Baltimore Colts 1953-83)
Owner & CEO	James Irsay
General Manager	Chris Ballard
Head Coach	Frank Reich (since 2018)
Defensive Coordinator	Matt Eberflus
Offensive Coordinator	Marcus Brady
Special Teams Coordinator	Bubba Ventrone
2021 NFL Offensive Rank	14 (Total), 9 (Rush), 24 (Pass)
2021 NFL Defensive Rank	15 (Total), 14 (Rush), 13T (Pass)

Referee	Carl Cheffers
Television	CBS
Nashville Affiliate	WTVF NewsChannel 5
Mobile*	Titans Mobile Site, Titans App, Paramount+, NFL App, Yahoo! Sports App
<i>*Geographic and device restrictions apply. Data charges may apply.</i>	
Play-by-Play	Spero Dedes
Analyst	Jay Feely

Radio	Titans Radio Network
Flagship	WGFX 104.5 FM-The Zone
Satellite Radio	Sirius 98, XM 390, SiriusXM 390 (Internet 830)
Play-by-Play	Mike Keith
Analyst	Dave McGinnis
Gameday Host	Rhett Bryan
Reporter	Amie Wells
National Radio	Compass Media Networks
Play-by-Play	Bill Rosinski
Analyst	Steve Beuerlein

QUICK CLICKS

[From Last Week's Game](#)

[Game Center](#)

[Gamebook \(PDF\)](#)

[Watch Highlights](#)

[Postgame Press Conference Video: Mike Vrabel](#)

[Jim Wyatt: Six Things That Stood Out](#)

[Game Photos](#)

[Titans Information](#)

[Titans 2021 Media Guide](#)

[Titans Tickets](#)

[Titans in the Community](#)

[Nissan Stadium Information](#)

[The OTP: Official Titans Podcast](#)

WHAT TO LOOK FOR THIS WEEK

WR A.J. BROWN

- Can record his 11th career 100-yard receiving game. He would become the only player for the franchise other than **Bill Groman** (16 games from 1960-61) and **Charlie Hennigan** (14 games from 1960-62) with at least 11 100-yard receiving games his first three seasons.
- Needs three receptions to reach 150 career receptions and needs 20 receiving yards to reach 2,500 career receiving yards.

S KEVIN BYARD

- With 21 career interceptions, he needs one interception to tie **Marcus Robertson** (22) for 13th place on the franchise's career interception list. He is currently tied with **Gregg Bingham** (21) for 14th place.

RB DERRICK HENRY

- Can record his 29th career 100-yard rushing game, including regular season and playoffs.
- Can extend his career-best streak to seven consecutive games with at least 100 scrimmage yards. He would join **Chris Johnson** (12 games from 2009 to 2010) as the franchise's only players with 100 scrimmage yards in at least seven consecutive games.
- Needs two touchdowns (68 career) to become the third player in franchise history with 70 total touchdowns, joining **Eddie George** (74) and **Earl Campbell** (73).
- Needs 131 rushing yards for his fourth consecutive 1,000-yard rushing season.
- With 131 rushing yards and two rushing touchdowns, he will join **LaDainian Tomlinson** (2002-07) and **Shaun Alexander** (2001-05) as the NFL's only players with 1,000 rushing yards and 12 rushing touchdowns in four consecutive seasons.

WR JULIO JONES

- With 13,197 career receiving yards, he needs two yards to pass **Andre Reed** (13,198) for 17th place on the NFL's career leaderboard for receiving yards.
- Can extend his streak to 133 consecutive individual games with at least one reception.
- Can record his 63rd career 100-yard receiving game in the regular season and postseason. It would be his 60th such performance in the regular season, which put him ahead of **Marvin Harrison** (59) for third place in NFL history behind only **Jerry Rice** (76), and **Randy Moss** (64).

OLB HAROLD LANDRY III

- Can register his sixth consecutive game with at least a half sack, which would be the longest such streak of his career.
- Can register his fifth consecutive game with at least one sack, which would tie the longest such streak of his career (2019).
- With a half sack, he will become the first Titans player since **Jevon Kearse** (eight) in 2001 with eight or more sacks in the team's first eight games of a season.

QB RYAN TANNEHILL

- Can record his 24th career 300-yard passing game and his eighth such performance since joining the Titans in 2019. Eight 300-yard games with the Titans would put him in a tie with **Marcus Mariota** for fourth place in franchise history.

GAME PREVIEW

TEAM NOTES

PLAYER NOTES

MEDIA

STATISTICS

ROSTERS



SERIES AT A GLANCE

- Overall series (regular & postseason): **Colts lead 35-19**
- Regular season series: **Colts lead 35-18**
- Postseason series: **Titans lead 1-0**
- Total points: **Titans 1,094, Colts 1,380**
- Current streak: **Two wins by Titans**
- Titans at home vs. Colts: **9-16**
- Titans on road vs. Colts: **10-19 (including 1-0 in playoffs)**
- Longest winning streak by Titans: **3 (twice, last 1999–2002)**
- Longest losing streak by Titans: **11 (2011–2016)**
- Titans vs. Colts at Nissan Stadium: **6-14**
- Last time at Nissan Stadium: **Colts 16 at TITANS 25 (9-26-21)**
- Titans vs. Colts at Lucas Oil Stadium: **3-10**
- Last time at Lucas Oil Stadium: **TITANS 45 at Colts 26 (11-29-20)**
- First time: **COLTS 24 at Oilers 20 (10-11-70)**
- Mike Vrabel's record vs. Colts: **3-4**
- Frank Reich's record vs. Titans: **4-3**
- Mike Vrabel's record vs. Frank Reich: **3-4**

A TITANS VICTORY WOULD ...

- Give the Titans four consecutive wins.
- Make the Titans 6-2 in their first eight games for the second consecutive season. In the "Titans era" (1999–present), the Titans have won six or more of their first eight games a total of six times (1999, 2000, 2003, 2007, 2008, 2020).
- Provide the Titans their third sweep of the Colts since the formation of the AFC South in 2002 (2002 and 2017).
- Give the Titans their sixth consecutive division win, dating back to their final three division contests of 2020.
- Give the Titans a 14-6 record on the road since the beginning of the 2019 season.
- Improve Mike Vrabel's career record to 37-23 as a head coach, including playoffs.
- Improve QB Ryan Tannehill's combined starting record in the regular season and playoffs to 68-58, including a 26-12 record with the Titans.



SERIES HISTORY

The Titans and Colts have played 54 all-time games, including playoffs. The Colts lead the series 35-19.

They have split the series in each of the past two seasons. The Colts swept the Titans every year from 2012 through 2016, until 2017, when the Titans swept the season series for the first time since 2002.

In the first meeting of 2021, the Titans won 25-16 at Nissan Stadium. **Ryan Tannehill** completed three touchdown passes, and **Derrick Henry** rushed for 113 yards to help the Titans to their second consecutive win over the Colts.

In 2020, the Titans and Colts played two games in a three-week span. In the first meeting on Nov. 12, a nationally-televvised Thursday night game in Tennessee, the Colts scored 24 consecutive points and took advantage of Titans special teams miscues to secure a 34-17 victory. The Titans had a punt for 17 yards, a punt blocked and a missed field goal contribute to the defeat.

In the 2020 rematch at Lucas Oil Stadium on Nov. 29, the Titans won 45-26. Henry rushed for 178 yards and three touchdowns, while Tannehill threw for 221 yards with a 69-yard touchdown to **A.J. Brown**. Brown added a late 42-yard kickoff return touchdown to become the first player in franchise history with a receiving touchdown and a kickoff return touchdown in the same game.

The Titans and Colts have met only once in the postseason, a 19-16 Titans victory in a Divisional Playoff game in the RCA Dome on Jan. 16, 1999. **Eddie George** rushed for 162 yards, including a 68-yard touchdown run to help lead Tennessee during its run to Super Bowl XXXIV.

Three years later, in 2002, the NFL realigned, and the AFC South was created. The Titans moved from the AFC Central, and the Colts moved from the AFC East to form half of the new division.

The teams first clashed in 1970 following the AFL-NFL merger. The then-Baltimore Colts defeated the then-Houston Oilers 24-20 during the Colts' run to a Super Bowl V Championship.

ALL-TIME SERIES RESULTS

TITANS vs. COLTS
Colts lead 35-19, including playoffs

Date	Site	W/L	Score	Date	Site	W/L	Score
10-11-70	Hou	L	20-24	10-27-08	Ten	W	31-21
11-4-73	Balt	W	31-27	12-28-08	Ind	L	0-23
11-1-76	Balt	L	14-38	10-11-09	Ten	L	9-31
10-14-79	Balt	W	28-16	12-06-09	Ind	L	17-27
9-21-80	Hou	W	21-16	12-9-10	Ten	L	28-30
12-18-83	Balt	L	10-20	1-2-11	Ind	L	20-23
9-9-84	Hou	L	21-35	10-30-11	Ten	W	27-10
12-22-85	Ind	L	16-34	12-18-11	Ind	L	13-27
11-23-86	Hou	W	31-17	10-28-12	Ten	L	13-19 OT
11-29-87	Ind	L	27-51	12-9-12	Ind	L	23-27
9-4-88	Ind	W	17-14 OT	11-14-13	Ten	L	27-30
9-23-90	Hou	W	24-10	12-1-13	Ind	L	14-22
9-13-92	Ind	W	20-10	9-28-14	Ind	L	17-41
9-4-94	Ind	L	21-45	12-28-14	Ten	L	10-27
1-16-00	Ind	W	19-16 (Div)	9-27-15	Ten	L	33-35
11-3-02	Ind	W	23-15	1-3-16	Ind	L	24-30
12-8-02	Ten	W	27-17	10-23-16	Ten	L	26-34
9-14-03	Ind	L	7-33	11-20-16	Ind	L	17-24
12-7-03	Ten	L	27-29	10-16-17	Ten	W	36-22
9-19-04	Ten	L	17-31	11-26-17	Ind	W	20-16
12-5-04	Ind	L	24-51	11-18-18	Ind	L	10-38
10-2-05	Ten	L	10-31	12-30-18	Ten	L	17-33
12-4-05	Ind	L	3-35	9-15-19	Ten	L	17-19
10-8-06	Ind	L	13-14	12-1-19	Ind	W	31-17
12-3-06	Ten	W	20-17	11-12-20	Ten	L	17-34
9-16-07	Ten	L	20-22	11-29-20	Ind	W	45-26
12-30-07	Ind	W	16-10	9-26-21	Ten	W	25-16

MOST RECENT MATCHUPS

2019 Week 13 • Dec. 1, 2019 • TITANS 31 at Colts 17

The Titans erase a 10-point deficit in the second half, taking the lead with 5:02 remaining in the fourth quarter on Tye Smith's 63-yard touchdown return after Dane Cruikshank blocks a 46-yard field goal attempt by Adam Vinatieri ... The Titans block two total field goals (Austin Johnson) ... Derrick Henry rushes for 149 yards and a score ... Ryan Tannehill passes for two touchdowns, including a 40-yarder to Kalif Raymond in the fourth quarter ... The Titans defense intercepts Jacoby Brissett twice (Kevin Byard, Logan Ryan) and notches three sacks ... Tannehill is sacked six times by the Colts.

2020 Week 10 • Nov. 12, 2020 • COLTS 34 at Titans 17

The Colts score the game's final 24 points to defeat the Titans on Thursday Night Football ... The Titans' second half includes three consecutive possessions ending with a 17-yard punt, a blocked punt by the Colts for a touchdown, and a missed field goal, leading directly to 21 total points for the Colts ... Colts quarterback Philip Rivers passes for 308 yards and a touchdown, while running back Nyheim Hines accounts for 115 scrimmage yards (70 rushing, 45 receiving) and two total touchdowns ... Derrick Henry rushes for 103 yards on 19 carries.

2020 Week 12 • Nov. 29, 2020 • TITANS 45 at Colts 26

In a battle between 7-3 teams, the Titans win to take the lead in the AFC South ... Derrick Henry totals 178 yards on 27 rushing attempts and in the first half alone accounts for 140 rushing yards and three touchdowns ... The Titans score touchdowns on five of their six possessions in the first half ... After the Colts tie the score at 14-14 in the second quarter, the Titans score the next 24 points ... A.J. Brown (98 receiving yards) scores on a 69-yard catch-and-run in the first quarter and adds a 42-yard touchdown return of an onside kickoff attempt by the Colts in the fourth quarter ... The Titans total 449 yards, including 229 rushing yards.

2021 Week 3 • Sept. 26, 2021 • Colts 16 at TITANS 25

Ryan Tannehill passes for 197 yards and completes touchdown passes to running back Jeremy McNichols and wide receivers Nick Westbrook-Ikhine and Chester Rogers ... Derrick Henry rushes for 113 yards and adds another 31 receiving yards ... Tannehill is victimized by two Colts interceptions ... The Titans defense limits the Colts to 265 total yards, three third-down conversions on 12 attempts, and a 66.7 passer rating by Carson Wentz ... Outside linebacker Ola Adeniyi leads the Titans with a career-high 1.5 sacks.

NOTABLE PERFORMANCES VS. THE COLTS

OLB OLA ADENIYI

- On 9/26/21 against Indianapolis, Adeniyi tallied career highs with four tackles and a team-leading 1.5 sacks.
- On 11/3/19 against Indianapolis, Adeniyi forced a fumble on special teams that was recovered by Pittsburgh during his time with the Steelers.

CB BREON BORDERS

- On 11/29/20 at Indianapolis, Borders tallied two tackles and his first career interception.

WR A.J. BROWN

- On 11/29/20 at Indianapolis, Brown led the team with four catches and 98 receiving yards with a 69-yard touchdown. Added another score on a 42-yard kickoff return. Became the first player in franchise history with a receiving touchdown and a kickoff return touchdown in the same game.

S KEVIN BYARD

- On 12/1/19 at Indianapolis, Byard tallied four tackles and a 21-yard interception.

OLB BUD DUPREE

- On 11/3/19 against Indianapolis, Dupree notched three tackles, two sacks, one forced fumble and one fumble recovery for the Steelers. Recorded the second multi-sack game of his career. Became the fourth player in the NFL in 2019 to have at least two sacks, a forced fumble, a fumble recovery and three quarterback hits in the same game.

RB DERRICK HENRY

- Henry has five 100-yard rushing performances in 11 career games against the division rival Colts. He has tallied 173 carries for 977 yards and six touchdowns, as well as 14 receptions for 110 yards.
- On 10/16/17 against Indianapolis, Henry registered his first career 100-yard rushing game. He carried the ball 19 times for 131 yards and one touchdown, a 72-yard score. He added one 14-yard reception.
- On 12/1/19 at Indianapolis, Henry rushed 26 times for 149 yards and a touchdown. He also caught three passes for 17 yards.

- On 11/29/20 at Indianapolis, Henry gained 178 yards and three touchdowns on 27 carries.
- On 9/26/21 against Indianapolis, Henry led the team with 113 yards on 28 carries. Caught three passes for 31 yards and added a two-point conversion rushing score in the fourth quarter.

WR JULIO JONES

- In four career games against the Colts, Jones has caught 23 passes for 466 yards and three touchdowns.
- On 11/6/11 at Indianapolis, Jones caught three passes for a season-high 131 yards and his first two career touchdowns as an Atlanta Falcon. His touchdowns came on 50 and 80-yard receptions. Added two carries for 33 yards.
- On 11/22/15 against Indianapolis, Jones hauled in nine passes for 160 yards while with the Falcons.

OLB HAROLD LANDRY III

- In seven career games against the Colts, Landry has tallied 30 tackles, 4.5 sacks and one fumble recovery.
- On 9/15/19 against Indianapolis, Landry posted six tackles, one sack and one fumble recovery.
- On 9/26/21 against Indianapolis, Landry recorded four tackles and one half sack in his 50th career game.

QB RYAN TANNEHILL

- On 9/15/13 at Indianapolis, Tannehill completed 23 of 34 passes for 319 yards and one touchdown with no interceptions for a 107.4 passer rating while with the Miami Dolphins.
- On 11/29/20 at Indianapolis, Tannehill completed 13 of 22 passes for 221 yards including a long of 69 and one touchdown with zero interceptions for a 108.3 passer rating. He added two carries for three yards and one score.
- On 9/26/21 against Indianapolis, Tannehill connected on 18 of 27 passes for 197 yards with three touchdowns and two interceptions for a 94.2 passer rating. He tied a career-high with 56 rushing yards on five carries.

WR NICK WESTBROOK-IKHINE

- On 9/26/21 against Indianapolis, Westbrook-Ikhine set career highs with four catches for 53 yards and his first career touchdown.

LB AVERY WILLIAMSON

- In 11 career games against the Colts, Williamson has tallied 89 tackles, two sacks, one interception and one forced fumble.
- On 10/14/18 against Indianapolis, Williamson posted five tackles and one 36-yard interception while with the New York Jets.
- On 12/27/20 against Indianapolis, Williamson amassed 14 tackles and one sack as a member of the Pittsburgh Steelers.



Click to access the 2021 Titans Media Guide

TITANS-COLTS: THE LAST MEETING

2021 Week 3: Titans 25, Colts 16
Sunday, Sept. 26, 2021 • 12:00 p.m. CT • Nissan Stadium



In Week 3 of the 2021 season, the Titans hosted the Colts for a divisional matchup at home. Tennessee won by a score of 25-16.

The Titans got on the board in the first quarter with an 11-play, 71-yard scoring drive. QB **Ryan Tannehill** ran for a 17-yard first down, connected with WR **Julio Jones** for a 15-yard reception on fourth down, and RB **Derrick Henry** added a 19-yard carry to move the chains. The drive culminated in Tannehill hitting WR **Chester Rogers** for a six-yard score and an early 7-0 Titans lead.

Later in the first quarter, Tannehill was intercepted by Colts LB **Darius Leonard** who returned the ball four yards to the Indianapolis 47-yard line. Indianapolis capitalized on the turnover as Colts RB **Nyheim Hines** ran in a nine-yard score, 7-7.

On the ensuing Titans possession, Jones contributed two catches for 32 yards, and Henry added three carries for 20 yards, moving the sticks and allowing Tannehill to toss an 18-yard touchdown pass to WR **Nick Westbrook-Ikhine**. The Titans pulled ahead, 14-7. Later in the second quarter, the Titans committed a second turnover as Tannehill was intercepted by Colts CB **Kenny Moore II** who returned the ball 32 yards. Indianapolis capitalized on the interception and tacked on a 43-yard field goal to make it a 14-10 game heading into halftime.

In the third quarter, Indianapolis drove into the red zone but the Titans defense held the Colts to a 28-yard field goal to make it a 14-13 game.

Leading by one point in the fourth quarter, the Titans constructed a five-play, 59-yard scoring drive that culminated in Tannehill throwing a 10-yard touchdown pass to RB **Jeremy McNichols** on third-and-goal. Head Coach **Mike Vrabel** elected to go for two to make it a two-score game, and the attempt was successful as Henry barreled into the end zone for a 22-13 advantage. On the ensuing Indianapolis possession, Colts QB **Carson Wentz** connected with Colts WR **Zach Pascal** for a 27-yard gain, and Hines for a 36-yard pass, to put Indianapolis in field goal range. Colts K **Rodrigo Blankenship** converted a 24-yard field goal to bring it back to a one-score game, 22-16.

The Titans took over and strung together a 14-play, 67-yard scoring drive that elapsed over seven minutes. Henry accounted for 27 all-purpose yards, and Westbrook-Ikhine and TE **MyCole Pruitt** contributed first-down receptions. Ultimately, K **Randy Bullock** successfully made a 32-yard field goal to make it 25-16, and Tennessee preserved the score to seal a division win at home.

SCORING

	1	2	3	4	Final
Indianapolis	0	10	3	3	16
Tennessee	7	7	0	11	25

TEAM	SCORING PLAY	TIME
Titans	C.Rogers 6 yd. pass from R.Tannehill (R.Bullock kick)	1-6:34
Colts	N.Hines 9 yd. run (R.Blankenship kick)	2-10:19
Titans	N.Westbrook-Ikhine 18 yd. pass from R.Tannehill (R.Bullock kick)	2-5:56
Colts	R.Blankenship 43 yd. Field Goal	2-0:00
Colts	R.Blankenship 28 yd. Field Goal	3-6:26
Titans	J.McNichols 10 yd. pass from R.Tannehill (D.Henry run)	4-12:56
Colts	R.Blankenship 24 yd. Field Goal	4-10:20
Titans	R.Bullock 32 yd. Field Goal	4-2:58

Missed FGs: R. Blankenship 51WR
Attendance: 67,914
Time of Game: 3:01
Weather: 72°, Sunny, Wind SW 2 mph
Referee: Bill Vinovich

CLICK TO WATCH HIGHLIGHTS



TEAM STATISTICS

	Colts	Titans
TOTAL FIRST DOWNS	19	24
THIRD DOWN EFFICIENCY	3-12-25.0%	6-12-50.0%
FOURTH DOWN EFFICIENCY	2-2-100.0%	1-1-100.0%
TOTAL NET YARDS	265	368
Plays - Avg.	57-4.6	65-5.7
NET YARDS RUSHING	87	180
Rushes - Avg.	18-4.8	37-4.9
NET YARDS PASSING	178	188
Sacks - Yards Lost	2-16	1-9
PASS ATT-COMP-INT	37-19-0	27-18-2
PUNTS - Avg.	4-49.3	1-42.0
Net Punting Average	38.3	42.0
PUNT RETURNS - Yards	0-0	3-44
KICKOFF RETURNS - Yards	2-33	2-31
INTERCEPTIONS - Yards	2-36	0-0
PENALTIES Number and Yards	4-66	4-24
FUMBLES Number and Lost	1-0	1-1
TOUCHDOWNS	1	3
EXTRA POINTS Made-Attempts	1-1	3-3
RED ZONE EFFICIENCY	1-3-33%	3-5-60%
GOAL TO GO EFFICIENCY	0-2-0%	2-2-100%
SAFETIES	0	0
GIVEAWAYS	0	3
TAKEAWAYS	3	0
TIME OF POSSESSION	25:54	34:06

COLTS STARTERS

OFFENSE		DEFENSE	
WR 1	P.Campbell	DE 51	K.Paye
TE 84	J.Doyle	NT 90	G.Stewart
LT 79	E.Fisher	DT 99	D.Buckner
LG 56	Q.Nelson	DE 97	A.Muhammad
C 78	R.Kelly	WLB 53	D.Leonard
RG 64	M.Glowinski	MLB 58	B.Okereke
RT 73	J.Davenport	CB 27	X.Rhodes
WR 14	Z.Pascal	CB 26	R.Ya-Sin
WR 11	M.Pittman	FS 32	J.Blackmon
QB 2	C.Wentz	SS 37	K.Willis
RB 28	J.Taylor	CB 23	K.Moore

TITANS STARTERS

OFFENSE		DEFENSE	
WR 2	J.Jones	DE 96	D.Autry
TE 87	G.Swaim	NT 93	T.Tart
LT 77	T.Lewan	DT 98	J.Simmons
LG 76	R.Saffold	DB 35	C.Jackson
C 60	B.Jones	ILB 51	D.Long
RG 64	N.Davis	ILB 54	R.Evans
RT 72	D.Quessenberry	OLB 58	H.Landry
WR 11	A.Brown	CB 20	J.Jenkins
QB 17	R.Tannehill	S 31	K.Byard
RB 22	D.Henry	CB 26	K.Fulton
WR 15	N.Westbrook-Ikhine	S 29	D.Cruikshank

COLTS INDIVIDUAL STATISTICS

Rushing	Att	Yds	Avg	Lg	TD
J.Taylor	10	64	6.4	23	0
N.Hines	6	25	4.2	9	1
M.Pittman	1	5	5.0	5	0
A.Dulin	1	-7	-7.0	-7	0
Total	18	87	4.8	23	1

Passing	Att	Cmp	Yds	TD	Lg	IN	Rt
C.Wentz	37	19	194	0	36	0	66.7
Total	37	19	194	0	36	0	66.7

Receiving	No	Yds	Avg	Lg	TD
M.Pittman	6	68	11.3	18	0
N.Hines	5	54	10.8	36	0
Z.Pascal	2	31	15.5	27	0
M.Alie-Cox	2	14	7.0	11	0
P.Campbell	2	9	4.5	5	0
J.Doyle	1	10	10.0	10	0
J.Taylor	1	8	8.0	8	0
Total	19	194	10.2	36	0

Interceptions	No	Yds	Avg	Lg	TD
K.Moore	1	32	32.0	32	0
D.Leonard	1	4	4.0	4	0
Total	2	36	18.0	32	0

Leading Tacklers (Press Box Totals)
 J. Blackmon 11-11-0; B. Okereke 8-6-2; K. Moore 7-7-0

Sacks: B. Okereke 1
FF: R. Ya-Sin 1
FR: R. Ya-Sin 1

TITANS INDIVIDUAL STATISTICS

Rushing	Att	Yds	Avg	Lg	TD
D.Henry	28	113	4.0	19	0
R.Tannehill	5	56	11.2	28	0
J.McNichols	2	6	3.0	5	0
A.Brown	1	3	3.0	3	0
M.Sargent	1	2	2.0	2	0
Total	37	180	4.9	28	0

Passing	Att	Cmp	Yds	TD	Lg	IN	Rt
R.Tannehill	27	18	197	3	26	2	94.2
Total	27	18	197	3	26	2	94.2

Receiving	No	Yds	Avg	Lg	TD
N.Westbrook-Ikhine	4	53	13.3	18	1
J.Jones	3	47	15.7	25	0
D.Henry	3	31	10.3	14	0
G.Swaim	3	27	9.0	26	0
C.Batson	1	13	13.0	13	0
J.McNichols	1	10	10.0	10	1
M.Pruitt	1	7	7.0	7	0
C.Rogers	1	6	6.0	6	1
T.Hudson	1	3	3.0	3	0
Total	18	197	10.9	26	3

Interceptions None

Leading Tacklers (Press Box Totals)
 D. Long 8-5-3; R. Evans 8-4-4; D. Cruikshank 6-4-2

Sacks: O. Adeniyi 1.5; H. Landry 0.5
FF: None **FR:** None

GAME PREVIEW

TEAM NOTES

PLAYER NOTES

MEDIA

STATISTICS

ROSTERS

2021 TALE OF THE TAPE

OFFENSE	Tenn.	Ind.	NFL/Avg
GAMES (Won-Lost)	5-2	3-4	...
FIRST DOWNS	167	145	139.1
Rushing	63	57	43.1
Passing	88	74	83.5
Penalty	16	14	12.4
YDS GAINED (tot)	2677	2500	2384.5
Avg per Game	382.4	357.1	359.9
RUSHING (net)	1088	893	746.0
Avg per Game	155.4	127.6	112.6
Rushes	229	192	173.2
Yards per Rush	4.8	4.7	4.3
PASSING (net)	1589	1607	1638.6
Avg per Game	227.0	229.6	247.3
Passes Att.	231	224	233.7
Completed	151	143	154.1
Pct Completed	65.4	63.8	65.9
Yards Gained	1748	1720	1740.5
Sacked	21	15	14.8
Yards Lost	159	113	102.0
Had Intercepted	5	2	5.2
Yards Opp Ret	54	2	65.3
Opp TDs on Int	0	0	0.4
PUNTS	19	27	24.8
Avg Yards	44.5	46.3	46.0
PUNT RETURNS	10	9	10.6
Avg Return	12.0	5.4	8.6
Returned for TD	0	0	0.0
KICKOFF RETURNS	17	12	12.7
Avg Return	17.3	23.1	22.0
Returned for TD	0	0	0.1
PENALTIES	44	30	41.3
Yards Penalized	390	293	363.6
FUMBLES BY	5	8	7.8
Fumbles Lost	4	5	3.3
Opp Fumbles	10	12	7.8
Opp Fum Lost	3	9	3.3
POSS. TIME (avg)	32:58	31:10	30:00
TOUCHDOWNS	22	19	18.3
Rushing	13	7	6.3
Passing	8	11	11.3
Returns	1	1	0.7
EXTRA-PT KICKS	18/20	14/15	93%
2-PT CONVERSIONS	2/2	1/4	57%
FIELD GOALS/FGA	13/16	13/16	10/12
POINTS SCORED	193	169	157.1
DEFENSE	Tenn.	Ind.	NFL/Avg
POINTS ALLOWED	164	149	157.1
OPP FIRST DOWNS	148	138	139.1
Rushing	39	43	43.1
Passing	92	90	83.5
Penalty	17	5	12.4
OPP YARDS GAINED	2638	2479	2384.5
Avg per Game	376.9	354.1	359.9
OPP RUSHING(net)	723	777	746.0
Avg per Game	103.3	111.0	112.6
Rushes	161	187	173.2
Yards per Rush	4.5	4.2	4.3
OPP PASSING(net)	1915	1702	1638.6
Avg per Game	273.6	243.1	247.3
Passes Att.	265	223	233.7
Completed	172	157	154.1
Pct Completed	64.9	70.4	65.9
Sacked	17	14	14.8
Yards Lost	122	92	102.0
INTERCEPTED BY	5	7	5.2
Yards Returned	41	56	65.3
Returned for TD	0	0	0.4
OPP PUNT RETURNS	6	14	10.6
Avg return	10.3	6.9	8.6
OPP KICKOFF RET	17	20	12.7
Avg return	19.3	22.2	22.0
OPP TOUCHDOWNS	19	18	18.3
Rushing	7	2	6.3
Passing	12	16	11.3
Returns	0	0	0.7

2021 SCHEDULE & RESULTS



REGULAR SEASON			
Date	Opponent	W/L	Score
09/12	Arizona	L	13-38
09/19	at Seattle	W (OT)	33-30
09/26	Indianapolis	W	25-16
10/03	at N.Y. Jets	L (OT)	24-27
10/10	at Jacksonville	W	37-19
10/18	Buffalo	W	34-31
10/24	Kansas City	W	27-3
10/31	at Indianapolis		
11/07	at L.A. Rams		
11/14	New Orleans		
11/21	Houston		
11/28	at New England		
12/12	Jacksonville		
12/19	at Pittsburgh		
12/23	San Francisco		
01/02	Miami		
01/09	at Houston		

REGULAR SEASON			
Date	Opponent	W/L	Score
09/12	Seattle	L	16-28
09/19	L.A. Rams	L	24-27
09/26	at Tennessee	L	16-25
10/03	at Miami	W	27-17
10/11	at Baltimore	L (OT)	25-31
10/17	Houston	W	31-3
10/24	at San Francisco	W	30-18
10/31	Tennessee		
11/04	N.Y. Jets		
11/14	Jacksonville		
11/21	at Buffalo		
11/28	Tampa Bay		
12/05	at Houston		
12/19	New England		
12/25	at Arizona		
01/02	Las Vegas		
01/09	at Jacksonville		

2021 REGULAR SEASON INDIVIDUAL LEADERS

Passing	Att	Cmp	Yds	Pct	Y/Att	TD	Int	Lg	Sack/Lost	Rtg	
Titans	R. Tannehill	229	149	1,737	65.1	7.6	7	5	51	21/159	89.0
Colts	C. Wentz	219	141	1,695	64.4	7.7	11	1	76t	15/113	102.8

Rushing	No.	Yds	Avg	Long	TD	
Titans	D. Henry	191	869	4.5	76t	10
	R. Tannehill	21	139	6.6	28	3
Colts	J. Taylor	105	579	5.5	83	5
	N. Hines	34	115	3.4	11	1

Receiving	No.	Yds	Avg	Long	TD	
Titans	A. Brown	25	354	14.2	46	2
	J. McNichols	18	170	9.4	27	1
	D. Henry	18	154	8.6	16	0
	J. Jones	17	301	17.7	51	0
Colts	M. Pittman Jr.	35	508	14.5	57	2
	Z. Pascal	21	218	10.4	41	3
	J. Taylor	18	213	11.8	76t	1
	N. Hines	16	131	8.2	36	0
	M. Alie-Cox	13	177	13.6	28t	4

Interceptions	No.	Yds	Avg	Long	TD	
Titans	K. Byard	3	28	9.3	16	0
Colts	D. Leonard	2	8	4.0	4	0
	K. Willis	2	0	0.0	0	0

Punting	No.	Yds	Avg	Net	TB	In	Lg	B	
Titans	J. Townsend	11	465	42.3	37.0	1	2	63	0
	B. Kern	8	381	47.6	44.6	0	3	59	0
Colts	R. Sanchez	27	1,249	46.3	42.0	1	10	79	0

Punt Returns	No.	FC	Yds	Avg	Lg	TD	
Titans	C. Rogers	10	9	120	12.0	22	0
Colts	N. Hines	9	5	49	5.4	13	0

Kickoff Returns	No.	Yds	Avg	Lg	TD	
Titans	C. Rogers	7	114	16.3	19	0
Colts	I. Rodgers	6	142	23.7	41	0

Scoring/Kickers	PAT	FG	Pts	
Titans	R. Bullock	17/18	13/15	56
Colts	R. Blankenship	7/8	11/14	40

Sacks	Tot
Titans	H. Landry 7.5
Colts	A. Muhammad, D. Buckner 3.0

Tackles	Tot	Solo	Asst
Titans	D. Long 51	34	17
Colts	B. Okereke 55	33	22

GAME PREVIEW

TEAM NOTES

PLAYER NOTES

MEDIA

STATISTICS

ROSTERS

2021 INDIVIDUAL NFL RANKINGS

(qualifiers only, where applicable)

Category	Team	Player	Stat	NFL Rank
Passer Rating	Titans	Ryan Tannehill	89.0	23
	Colts	Carson Wentz	102.8	11
Passing Yards	Titans	Ryan Tannehill	1,737	13
	Colts	Carson Wentz	1,695	19
Passing TDs	Titans	Ryan Tannehill	7	22t
	Colts	Carson Wentz	11	15
Rushing Yards	Titans	Derrick Henry	869	1
	Colts	Jonathan Taylor	579	2
Rushing Average	Titans	Derrick Henry	4.55	21
	Colts	Jonathan Taylor	5.51	5
Rushing TDs	Titans	Derrick Henry	10	1
	Colts	Jonathan Taylor	5	3t
Receptions	Titans	A.J. Brown	25	61t
	Colts	Michael Pittman Jr.	35	24t
Receiving Yards	Titans	A.J. Brown	354	45
	Colts	Michael Pittman Jr.	508	14
Receiving TDs	Titans	A. Brown, M. Pruitt	2	45t
	Colts	Zach Pascal	3	25t
Sacks	Titans	Harold Landry III	7.5	2
	Colts	A. Muhammad, D. Buckner	3.0	36t
Interceptions	Titans	Kevin Byard	3	3t
	Colts	D. Leonard, K. Willis	2	10t

2021 SITUATIONAL RECORDS

TENNESSEE TITANS		INDIANAPOLIS COLTS	
Total	5 - 2	Home	1 - 2
Home	3 - 1	Away	2 - 2
Away	2 - 1	Grass	2 - 2
Grass	4 - 1	Turf	1 - 2
Turf	1 - 1	AFC	2 - 2
AFC	4 - 1	NFC	1 - 2
NFC	1 - 1	In Division	1 - 1
In Division	2 - 0	Out Division	2 - 3
Out Division	3 - 2	Indoor	0 - 2
Indoor	0 - 0	Outdoor	3 - 2
Outdoor	5 - 2	Total	3 - 4
September	2 - 1	September	0 - 3
October	3 - 1	October	3 - 1
Sunday	4 - 2	Sunday	3 - 3
Monday	1 - 0	Monday	0 - 1

SINCE 1999, THE TITANS ARE 71-6 WHEN THEY HAVE A +2 OR BETTER TURNOVER MARGIN, INCLUDING A 2-0 MARK IN 2021

THIS WEEK'S NFL SCHEDULE

All Times Central

Thursday, Oct. 28

Green Bay at Arizona FOX/NFLN/Amazon 7:20

Sunday, Oct. 31

Carolina	at Atlanta	FOX	12:00
Miami	at Buffalo	CBS	12:00
San Francisco	at Chicago	FOX	12:00
Pittsburgh	at Cleveland	CBS	12:00
Philadelphia	at Detroit	FOX	12:00
L.A. Rams	at Houston	FOX	12:00
Tennessee	at Indianapolis	CBS	12:00
Cincinnati	at N.Y. Jets	CBS	12:00
New England	at L.A. Chargers	CBS	3:05
Jacksonville	at Seattle	CBS	3:05
Washington	at Denver	FOX	3:25
Tampa Bay	at New Orleans	FOX	3:25
Dallas	at Minnesota	NBC	7:20

Monday, Nov. 1

New York Giants at Kansas City ESPN 7:15

Open Date: Baltimore, Las Vegas

LAST WEEK'S STARTERS

Titans vs. Chiefs | Colts vs. 49ers

TITANS OFFENSE		COLTS DEFENSE	
WR	2 Julio Jones	DE	51 Kwity Paye
LT	71 Kendall Lamm	DT	99 DeForest Buckner
LG	76 Rodger Saffold III	NT	90 Grover Stewart
C	60 Ben Jones	DE	97 Al-Quadin Muhammad
RG	64 Nate Davis	WLB	53 Darius Leonard
RT	72 David Quessenberry	MLB	58 Bobby Okereke
TE	87 Geoff Swaim	SAM	44 Zaire Franklin
WR	11 A.J. Brown	CB	23 Kenny Moore II
QB	17 Ryan Tannehill	CB	27 Xavier Rhodes
FB	41 Khari Blasingame	FS	42 Andrew Sendejo
RB	22 Derrick Henry	SS	37 Khari Willis

TITANS DEFENSE		COLTS OFFENSE	
DE	96 Denico Autry	WR	11 Michael Pittman Jr.
NT	93 Teair Tart	TE	84 Jack Doyle
DT	98 Jeffery Simmons	LT	79 Eric Fisher
ILB	54 Rashaan Evans	LG	56 Quenton Nelson
ILB	51 David Long Jr.	C	78 Ryan Kelly
OLB	58 Harold Landry III	RG	64 Mark Glowinski
CB	20 Jackrabbit Jenkins	RT	69 Matt Pryor
CB	24 Elijah Molden	TE	81 Mo Alie-Cox
CB	30 Greg Mabin	WR	14 Zach Pascal
S	31 Kevin Byard	QB	2 Carson Wentz
S	29 Dane Cruikshank	RB	28 Jonathan Taylor

WHERE THE TEAMS RANK IN 2021

2021 OFFENSIVE STATISTICS AND NFL RANKING

OFFENSIVE CATEGORY	TITANS	COLTS
	STAT (RANK)	STAT (RANK)
Yards / Game	382.4 (11)	357.1 (14)
Yards / Play	5.57 (21)	5.80 (14)
Rushing Yards / Game	155.4 (3)	127.6 (9)
Rushing Yards / Play	4.75 (7)	4.65 (8)
Passing Yards / Game	227.0 (26)	229.6 (24)
Passing Yards / Play	6.88 (18)	7.17 (14)
Interception Rate	2.16% (16)	0.89% (2)
Sacks / Pass Attempt	9.09% (27t)	6.70% (19)
First Downs / Game	23.9 (5)	20.7 (17t)
Punt Return Avg	12.0 (5)	5.4 (29)
Kickoff Return Avg	17.3 (31)	23.1 (11)
Field Goals Made	81.25% (16t)	81.25% (16t)
3rd Down Pct	42.39% (12)	38.82% (22)
4th Down Pct	60.00% (8t)	60.00% (8t)
Red Zone Pct	60.00% (18)	46.15% (31)
Goal to Go%	92.86% (3)	56.25% (31)
Avg Time of Possession	32:58 (2)	31:10 (10)
Points / Game	27.6 (6)	24.1 (16)
Turnover Ratio	-1 (16t)	+9 (2)

2021 DEFENSIVE STATISTICS AND NFL RANKING

DEFENSIVE CATEGORY	TITANS	COLTS
	STAT (RANK)	STAT (RANK)
Yards / Game	376.9 (22)	354.1 (15)
Yards / Play	5.95 (24)	5.85 (22)
Rushing Yards / Game	103.3 (9)	111.0 (14)
Rushing Yards / Play	4.49 (25)	4.16 (12)
Passing Yards / Game	273.6 (23)	243.1 (13t)
Passing Yards / Play	7.23 (21)	7.63 (25)
Interception Rate	1.89% (17)	3.14% (9)
Sacks / Pass Attempt	6.42% (17)	6.28% (18)
First Downs / Game	21.1 (19t)	19.7 (7t)
Punt Return Avg	10.3 (26t)	6.9 (9)
Kickoff Return Avg	19.3 (9)	22.2 (12)
3rd Down Pct	40.00% (16)	37.66% (11)
4th Down Pct	55.56% (17t)	66.67% (23t)
Red Zone Pct	50.00% (6t)	65.22% (20)
Goal to Go%	58.82% (6)	88.89% (28t)
Points / Game	23.4 (15t)	21.3 (11)
Point Differential / Game	4.1 (9)	2.9 (12)
Yard Differential / Game	5.6 (17)	3.0 (19)

COLTS HEAD COACH FRANK REICH

FRANK REICH AT A GLANCE

- Regular season record: 31-24
- Postseason record: 1-2
- Overall record: 32-26
- vs. Titans: 4-3
- on the road vs. Titans: 2-2
- at home vs. Titans: 2-1
- vs. Mike Vrabel: 4-3
- Year as Colts head coach: 4
- Year as NFL head coach: 4



Frank Reich's Assistant Coaching Staff:

Marcus Brady	Offensive Coordinator
Matt Eberflus	Defensive Coordinator
Bubba Ventrone	Special Teams Coordinator
Klayton Adams	Tight Ends
Brian Baker	Defensive Line
Dave Borgonzi	Linebackers
Tyler Boyles	Assistant To The Head Coach
Zane Fakes	Assistant Strength And Conditioning
Parks Frazier	Assistant Quarterbacks
Mike Groh	Wide Receivers
Joe Hastings	Assistant Special Teams
Richard Howell	Head Strength And Conditioning
Jerrod Johnson	Offensive Quality Control
Rusty Jones	Director Of Sports Performance
Noble Landry	Strength And Conditioning Assistant
Kevin Mawae	Assistant Offensive Line
Doug McKenney	Applied Sports Science/Conditioning
Scott Milanovich	Quarterbacks Coach
Scottie Montgomery	Running Backs
David Overstreet II	Assistant Defensive Backs
Matt Raich	Special Defensive Assistant/Assistant Defensive Line
James Rowe	Cornerbacks Coach
Chris Strausser	Offensive Line
Press Taylor	Senior Offensive Assistant
Alan Williams	Safeties

Frank Reich was hired as the head coach of the Colts on Feb. 11, 2018. He joined the team with 26 years of NFL experience as both a player (1985-1998) and a coach (2006-2017).

In 2020, Reich led one of the league's youngest teams to an 11-5 record and a playoff berth. Indianapolis fell just short of advancing past the Wild Card round following a three-point loss on the road against Buffalo. The Colts were just one of four teams to finish in the top 10 in overall defense (eighth) and offense (10th) in 2020.

In 2019, the Colts finished the season 7-9. However, the team boasted a top-10 rushing attack for the first time since 2001 (ranked seventh at 133.1 yards per game). Continuity along the offensive line was key as Indianapolis was the only team in the NFL to start the same five offensive linemen in all 16 regular season games. The unit tied for the ninth-fewest sacks allowed.

In 2018, Reich led the Colts to the playoffs and a Wild Card win over the Houston Texans after posting a 10-6 record in the regular season.

Prior to arriving in Indianapolis, Reich spent two seasons as offensive coordinator of the Philadelphia Eagles and was instrumental in the team's Super Bowl LII championship following the 2017 season. Reich assisted with the developmental of quarterback Carson Wentz, whom the team selected in the first round (second overall) of the 2016 NFL Draft.

In 2017, Wentz led the team to an 11-2 record before suffering a season-ending knee injury. Veteran backup Nick Foles stepped in and led Philadelphia to the team's first-ever Super Bowl championship. Foles was named Super Bowl MVP.

Prior to Philadelphia, Reich spent three seasons (2013-15) with the San Diego Chargers, serving the last two seasons as offensive coordinator. Under the direction of Reich, quarterback Philip Rivers hit the 4,000-yard passing plateau in three-straight seasons.

Before his tenure in San Diego, Reich coached wide receivers for the Arizona Cardinals in 2012, where he worked with wide receiver Larry Fitzgerald, who caught 71 passes for 798 yards and four touchdowns en route to his seventh career Pro Bowl selection.

Reich spent the first six seasons of his coaching career with the Colts as wide receivers coach (2011), quarterbacks coach (2009-2010), offensive assistant (2008) and coaching intern (2006-07).

Reich enjoyed a 14-year playing career with the Buffalo Bills, Carolina Panthers, New York Jets and Detroit Lions after being selected by the Bills in the third round (57th overall) of the 1985 NFL Draft.

He spent the first 10 years of his NFL career with the Bills, where he served as a backup to Hall of Fame quarterback Jim Kelly. During his time in Buffalo, Reich was a part of Bills teams that went to four-straight Super Bowls from 1990-1993, appeared in five AFC Championships and captured five division titles.

A native of Freeport, N.Y., Reich played collegiately at the University of Maryland from 1981-84.

Reich graduated from Maryland in 1984 with a business degree and earned Academic All-ACC honors as a senior.

TITANS-COLTS CONNECTIONS

FORMER TITANS

- Colts tight end **Jack Doyle** was originally signed by the Titans as a rookie free agent in 2013. Doyle attended Western Kentucky University, where he finished his career second on WKU's all-time receptions list (162).
- Colts wide receiver **Zach Pascal** spent most of the 2017 season on the Titans practice squad. He spent one week on the team's active roster but did not appear in a game. Pascal was waived during the 2018 offseason and claimed by the Colts.
- Colt kicker **Michael Badgley** played in the season opener for the Titans early on in the 2021 season. He made a 41-yard field goal.
- Colts assistant offensive line coach **Kevin Mawae** played for Titans from 2006-09. He started in all 61 games that he appeared in at center and helped the offensive line set a single-season franchise record 12.0 sacks allowed in 2008. In 2009, he was a part of an offensive line that blocked for Chris Johnson, who rushed for a league-high 2,006 yards. Mawae was selected as the team's Ed Block Courage Award winner for the 2009 season.

FORMER COLTS

- Titans defensive lineman **Denico Autry** played three seasons with the Colts (2018-20). He appeared in 40 games with 38 starts and amassed 102 tackles, 20 sacks, 26 tackles for loss and 32 quarterback hits during his three-year span with the club.
- Titans safety **Matthias Farley** spent his first three years in the NFL with the Colts (2016-18). While there, he collected 128 tackles, three interceptions, 11 pass defended and two forced fumbles in 37 appearances with 16 starts.
- Titans wide receiver **Marcus Johnson** spent the last three seasons with the Colts (2018-20) before joining the Titans. He saw action in 24 games, making nine starts, and tallied 37 receptions for 634 yards and three touchdowns for the squad.
- Titans running back **Jeremy McNichols** spent time on the Colts practice squad in 2018, appearing in one game on the 53-man roster.
- Titans wide receiver **Chester Rogers** originally signed with the Indianapolis Colts as a rookie free agent in 2016 and played four seasons with the club (2016-19). He appeared in 53 games with 22 starts and totaled 111 receptions for 1,221 yards and five touchdowns.
- Titans defensive tackle **Trevon Coley** (IR) spent the 2019 season with the Colts. He saw action in seven games and tallied six tackles and one sack.

TITANS WITH INDIANAPOLIS/INDIANA AREA CONNECTIONS

- Titans safeties coach **Scott Booker** coached at Notre Dame from 2010-16. He started as an offensive intern from 2010-11, then coached the tight ends and finished as the special teams coordinator from 2012-16.
- Titans strength and conditioning coach **Frank Piraino** coached at Notre Dame in 2004 serving in the same role.
- Titans defensive assistant **Ryan Crow** was on the coaching staff at Purdue from 2011-13, serving as a graduate assistant and offensive line coach.
- Titans tight end **MyCole Pruitt** is a native of South Bend, Ind.
- Titans guard **Rodger Saffold III** played collegiately at Indiana from 2006-09, starting 41 of 42 games and never leaving the starting lineup after sliding in at left tackle midway through his true freshman campaign. In his last two seasons, Saffold registered 171 knockdowns and 20 touchdown-resulting blocks. As a senior (2009), he was named a team captain and started all 12 games at left tackle.
- Titans wide receiver **Nick Westbrook-Ikhine** attended Indiana from 2015-19, appearing in 52 games with 36 starts and totaling 144 receptions for 2,226 yards with 16 touchdowns. Westbrook ranked sixth in school history in catches, seventh in yardage and touchdowns, and tied for seventh in 100-yard receiving games (six).
- Titans defensive line coach **Terrell Williams** coached the defensive line at Purdue from 2006-09.
- Titans inside linebackers coach **Jim Haslett** played at Indiana from 1975-78.

COLTS WITH TENNESSEE AREA CONNECTIONS

- Colts defensive end **Dayo Odeyingbo** (Reserve/Non-Football Injury) appeared in 44 games (29 starts) at Vanderbilt (2017-20) and recorded 125 tackles (62 solo), 31.0 tackles for loss, 12.0 sacks, three passes defended, one interception, one forced fumble and two fumble recoveries. His 31.0 tackles for loss rank fifth in Vanderbilt history.
- Colts safety **George Odum** is a native of Millington, Tenn. Odum attended Millington (Tenn.) Central High School, where he was a two-

time AAA-6A All-Region Selection.

- Colts running back **Jordan Wilkins** attended St. Benedict at Auburndale High School in Memphis, where he was a three-time division 2-AA All-State Selection by the Tennessee Sports Writers Association.
- Colts assistant to the head coach **Tyler Boyles** served as a graduate assistant (2015-16) and offensive control coach (2017-19) for Middle Tennessee State.
- Colts assistant quarterbacks coach **Parks Frazier** was the defensive quality control coach at Middle Tennessee State in 2015.

COACHING CONNECTIONS

- Titans head coach **Mike Vrabel** and Colts special teams coordinator **Bubba Ventrone** played together while in New England (2005-08). Vrabel played linebacker while Ventrone was a special teams standout.
- Titans senior defensive assistant **Jim Schwartz** served as the defensive coordinator while Colts head coach **Frank Reich** served as the offensive coordinator for the Eagles (2016-17). They were both instrumental in the Eagles' Super Bowl LII championship following the 2017 season. Colts wide receivers coach **Mike Groh** (2017-19) and senior offensive assistant **Press Taylor** (2013-20) were also a part of that coaching staff during the Super Bowl winning season.
- Titans tight ends coach **Luke Steckel** was an assistant to the head coach in Cleveland (2009-12) while Colts special teams coordinator **Bubba Ventrone** was on the roster as a player.
- Titans offensive coordinator **Todd Downing** coached alongside Colts defensive line coach **Brian Baker** while with the Vikings (2001-02, 2005). Downing worked as an intern, coaching assistant, and as a football systems analyst while Baker served in the same role for the club. Titans defensive line assistant **Kenechi Udezze** played for the Vikings during the 2015 season when Downing and Baker were on the coaching staff.
- Titans inside linebackers coach **Jim Haslett** served as the defensive coordinator and later the head coach of the St. Louis Rams (2006-08) when Titans offensive coordinator **Todd Downing** and Colts defensive line coach **Brian Baker** were a part of the staff.
- Titans assistant offensive line coach **Mike Sullivan** with Colts defensive line coach **Brian Baker** at Cleveland...Titans inside linebackers coach **Jim Haslett** with Colts defensive line coach **Brian Baker** at Washington...Titans tight ends coach **Luke Steckel** with Colts defensive coordinator **Matt Eberflus** at Cleveland...Titans inside linebackers coach **Jim Haslett** with Colts special defensive assistant/assistant defensive line coach **Matt Raich** at Cincinnati...Titans special teams coordinator **Craig Aukerman** with Colts head coach **Frank Reich** at San Diego Chargers.

COACH-PLAYER CONNECTIONS

- Titans senior defensive assistant **Jim Schwartz** served as the defensive coordinator and Colts head coach **Frank Reich** served as the offensive coordinator in Philadelphia when Colts quarterback **Carson Wentz** (2016-2020) and Titans wide receiver **Marcus Johnson** (2017) were on the roster. They all helped the Eagles to a Super Bowl LII win.
- Titans wide receiver **Julio Jones** attended Alabama while Colts wide receivers coach **Mike Groh** served in the same role (2009). During that season, Jones hauled in 43 receptions for 596 yards and four touchdowns.
- Colts offensive quality control coach **Jerrod Johnson** played alongside Titans long snapper **Morgan Cox** in Baltimore. Johnson would also cross paths with Titans tight end **Geoff Swaim** in Dallas during that same season (2016).
- Titans defensive assistant **Ryan Crow** was on the coaching staff at Ohio State while Colts wide receiver **Parris Campbell** (IR) and defensive tackle/defensive end **Tyquan Lewis** were on the roster (2017-18).
- Colts tight ends coach **Klayton Adams** served in the same at San Jose State while Titans offensive lineman **David Quessenberry** was on the roster (20011-12).
- Titans quarterback **Ryan Tannehill** with Colts assistant special teams coach **Joe Hastings** at Miami...Titans cornerback **Breon Borders** with Colts cornerbacks coach **James Rowe** at Washington...Titans offensive coordinator **Todd Downing** with Colts cornerback **Xavier Rhodes** and defensive back **Andrew Sendejo** at Minnesota...Titans linebacker **Nick Dzubnar** with Colts head coach **Frank Reich** at San Diego Chargers...Titans tight end **Geoff Swaim** with Colts defensive coordinator **Matt Eberflus** at Dallas...Titans senior defensive assistant **Jim Schwartz** with Colts tackle **Matt Pryor** at Philadelphia...Titans running back **Jeremy McNichols**, cornerback **Breon Borders** and tight end **Geoff Swaim** with Colts quarterbacks coach **Scott Milanovich** at Jacksonville...Titans guard **Rodger Saffold III** with Colts wide receivers coach **Mike Groh** at

TITANS-COLTS CONNECTIONS

Los Angeles Rams...Titans tight end **MyCole Pruitt** with Colts assistant offensive line coach **Kevin Mawae** at Chicago... Titans head coach **Mike Vrabel**, Titans strength and conditioning assistant **Brian Bell**, defensive coordinator **Shane Bowen**, secondary coach **Anthony Midget** and quarterbacks coach **Pat O'Hara** with Colts offensive tackle **Julién Davenport** at Houston... Titans offensive coordinator **Todd Downing**, wide receivers coach **Rob Moore** and defensive line coach **Terrell Williams** with Colts cornerback **T.J. Carrie** (IR) at Oakland.

NOTABLE COLLEGE TEAMMATES

➤ Titans linebacker **Rashaan Evans** with Colts offensive lineman **Ryan Kelly** at Alabama...Titans linebacker **Monty Rice** with Colts kicker **Rodrigo Blankenship** (IR) at Georgia...Titans wide receiver **A.J. Brown** with Colts running back **Jordan Wilkins** at Ole Miss...Titans safety **Matthias Farley** with Colts offensive lineman **Quenton Nelson** and defensive end **Isaac Rochell** at Notre Dame.

NOTABLE PRO TEAMMATES

➤ Titans running back **Jeremy McNichols** with Colts defensive tackle **DeForest Buckner** at San Francisco...Titans defensive lineman **Denico Autry** with Colts cornerback **T.J. Carrie** (IR) at Oakland...Titans tackle **Kendall Lamm** with Colts cornerback **T.J. Carrie** (IR) and defensive back **Andrew Sendejo** at Cleveland...Titans tight end **MyCole Pruitt**, tackle **Kendall Lamm** and offensive lineman **David Quessenberry** with Colts tackle **Julién Davenport** at Houston...Titans cornerback **Breon Borders** with Colts guard **Chris Reed** at Jacksonville...Titans tight end **MyCole Pruitt** with Colts cornerback **Xavier Rhodes** and defensive back **Andrew Sendejo** at Minnesota...Titans linebacker **Nick Dzubnar** with Colts defensive end **Isaac Rochell** at Los Angeles Chargers...Titans cornerback **Jackrabbit Jenkins** with defensive tackle **Taylor Stallworth** at New Orleans...Titans defensive wide receiver **Marcus Johnson** with Colts quarterback **Carson Wentz** at Philadelphia.

CAREER GAME-BY-GAME STATS VS. THE COLTS: TITANS OFFENSE

QUARTERBACKS

Ryan Tannehill (Passing)

Date	Opp	W-L	G/S	Att	Cmp	Pct	Yds	Yd/A	TD	TD%	Int	Int%	Lg	Sk	Lst	Rate
11/4/12	@ Ind	L	QB	38	22	57.9	290	7.6	1	2.6	0	0.0	35	2	9	90.9
9/15/13	@ Ind	W	QB	34	23	67.6	319	9.4	1	2.9	0	0.0	67	5	22	107.4
12/27/15	Ind	L	QB	38	26	68.4	329	8.7	0	0.0	1	2.6	49	6	50	84.2
11/25/18	@ Ind	L	QB	25	17	68.0	204	8.2	2	8.0	0	0.0	74t	1	3	119.4
12/1/19	@ Ind	W	QB	22	17	77.3	182	8.3	2	9.1	0	0.0	40	6	44	131.2
11/12/20	Ind	L	QB	27	15	55.6	147	5.4	1	3.7	0	0.0	21	1	10	83.4
11/29/20	@ Ind	W	QB	22	13	59.1	221	10.0	1	4.5	0	0.0	69t	1	1	108.3
9/26/21	Ind	W	QB	27	18	66.7	197	7.3	3	11.1	2	7.4	26	1	9	94.2
Totals		4-4	8/8	233	151	64.8	1,889	8.1	11	4.7	3	1.3	74t	23	148	100.2

Ryan Tannehill (Rushing)

Date	Opp	W-L	G/S	Att	Yds	Avg	Lg	TD
11/4/12	@ Ind	L	QB	1	-1	-1.0	-1	0
9/15/13	@ Ind	W	QB	4	1	0.3	2	0
12/27/15	Ind	L	QB	1	28	28.0	28	0
11/25/18	@ Ind	L	QB	3	14	4.7	9	0
12/1/19	@ Ind	W	QB	4	5	1.3	8	0
11/12/20	Ind	L	QB	2	9	4.5	5	0
11/29/20	@ Ind	W	QB	2	3	1.5	2	1
9/26/21	Ind	W	QB	5	56	11.2	28	0
Totals		4-4	8/8	22	115	5.2	28	1

Logan Woodside

Date	Opp	W-L	G/S	Att	Cmp	Pct	Yds	Yd/A	TD	TD%	Int	Int%	Lg	Sk	Lst	Rate
11/12/20	Ind	L		0	0	-	0	-	0	-	0	-	-	0	0	-
11/29/20	@ Ind	W		0	0	-	0	-	0	-	0	-	-	0	0	-
Totals		1-1	2/0	0	0	-	0	-	0	-	0	-	-	0	0	-

RUNNING BACKS

Khari Blasingame (FB)

Date	Opp	W-L	G/S	Rushing					Receiving				
				Att	Yds	Avg	Lg	TD	Rec	Yds	Avg	Lg	TD
12/1/19	@ Ind	W		0	0	-	-	0	0	0	-	-	0
11/12/20	Ind	L	FB	0	0	-	-	0	1	13	13.0	13	0
11/29/20	@ Ind	W	FB	0	0	-	-	0	1	16	16.0	16	0
Totals		0-1	1/1	0	0	-	-	0	2	29	14.5	16	0

CAREER GAME-BY-GAME STATS VS. THE COLTS: TITANS OFFENSE

Darrynton Evans (RB)

Date	Opp	W-L	G/S	Rushing					Receiving				
				Att	Yds	Avg	Lg	TD	Rec	Yds	Avg	Lg	TD
None													
Totals		0-0	0/0	0	0	-	-	0	0	0	-	-	0

Derrick Henry

Date	Opp	W-L	G/S	Rushing					Receiving				
				Att	Yds	Avg	Lg	TD	Rec	Yds	Avg	Lg	TD
10/23/16	Ind	L		1	3	3.0	3	0	0	0	-	-	0
11/20/16	@ Ind	L		0	0	-	-	0	0	0	-	-	0
10/16/17	Ind	W		19	131	6.9	72t	1	1	14	14.0	14	0
11/26/17	@ Ind	W		13	79	6.1	16	0	1	10	10.0	10	0
11/18/18	@ Ind	L		9	46	5.1	16	0	0	0	-	-	0
12/30/18	Ind	L	RB	16	93	5.8	33	0	1	13	13.0	13	0
9/15/19	Ind	L	RB	15	82	5.5	18	1	2	12	6.0	9	0
12/1/19	@ Ind	W	RB	26	149	5.7	34	1	3	17	5.7	9	0
11/12/20	Ind	L	RB	19	103	5.4	20	0	1	6	6.0	6	0
11/29/20	@ Ind	W	RB	27	178	6.6	31	3	2	7	3.5	4	0
9/26/21	Ind	W	RB	28	113	4.0	19	0	3	31	10.3	14	0
Totals		5-6	11/6	173	977	5.6	72t	6	14	110	7.9	14	0

Jeremy McNichols

Date	Opp	W-L	G/S	Rushing					Receiving				
				Att	Yds	Avg	Lg	TD	Rec	Yds	Avg	Lg	TD
12/29/10	Ind	W		0	0	-	-	0	0	0	-	-	0
11/12/20	Ind	L		3	26	8.7	16	0	1	8	8.0	8	0
11/29/20	@ Ind	W		8	20	2.5	6	0	0	0	-	-	0
9/26/21	Ind	W		2	6	3.0	5	0	1	10	10.0	10t	1
Totals		3-1	4/0	13	52	4.0	16	0	2	18	9.0	10t	1

WIDE RECEIVERS

A.J. Brown

Date	Opp	W-L	G/S	Rec	Yds	Avg	Lg	TD
9/15/19	Ind	L	WR	3	25	8.3	11	0
12/1/19	@ Ind	W	WR	3	45	15.0	16	0
11/12/20	Ind	L		1	21	21.0	21	0
11/29/20	@ Ind	W	WR	4	98	24.5	69t	1
9/26/21	Ind	W	WR	0	0	-	-	0
Totals		3-2	5/4	11	189	17.2	69t	1

Marcus Johnson

Date	Opp	W-L	G/S	Rec	Yds	Avg	Lg	TD
None								
Totals		0-0	0/0	0	0	-	-	0

Julio Jones

Date	Opp	W-L	G/S	Rec	Yds	Avg	Lg	TD
11/6/11	@ Ind	W	WR	3	131	43.7	80t	2
11/22/15	Ind	L	WR	9	160	17.8	36	0
9/22/19	@ Ind	L	WR	8	128	16.0	34	1
9/26/21	Ind	W	WR	3	47	15.7	25	0
Totals		2-2	4/4	23	466	20.3	80t	3

Josh Reynolds

Date	Opp	W-L	G/S	Rec	Yds	Avg	Lg	TD
9/10/17	Ind	W		0	0	-	-	0
Totals		1-0	1/0	0	0	-	-	0

Chester Rogers

Date	Opp	W-L	G/S	Rec	Yds	Avg	Lg	TD
9/26/21	Ind	W		1	6	6.0	6t	1
Totals		1-0	1/0	1	6	6.0	6t	1

Nick Westbrook-Ikhine

Date	Opp	W-L	G/S	Rec	Yds	Avg	Lg	TD
11/12/20	Ind	L		0	0	-	-	0
11/29/20	@ Ind	W		0	0	-	-	0
9/26/21	Ind	W	WR	4	53	13.3	18t	1
Totals		2-1	3/1	4	53	13.3	18t	1

CAREER GAME-BY-GAME STATS VS. THE COLTS: TITANS OFFENSE

TIGHT ENDS

Anthony Firkser

Date	Opp	W-L	G/S	Rec	Yds	Avg	Lg	TD
11/18/18	@ Ind	L		3	44	14.7	28	0
12/30/18	Ind	L		1	8	8.0	8	0
9/15/19	Ind	L		0	0	-	-	0
12/1/19	@ Ind	W		3	22	7.3	13	0
11/12/20	Ind	L		1	5	5.0	5	0
11/29/20	@ Ind	W		0	0	-	-	0
Totals		2-4	6/0	8	79	9.9	28	0

Geoff Swaim

Date	Opp	W-L	G/S	Rec	Yds	Avg	Lg	TD
11/12/20	Ind	L	TE	0	0	-	-	0
11/29/20	@ Ind	W	TE	3	30	10.0	12	0
9/26/21	Ind	W	TE	3	27	9.0	26	0
Totals		2-1	3/3	6	57	9.5	12	0

MyCole Pruitt

Date	Opp	W-L	G/S	Rec	Yds	Avg	Lg	TD
11/18/18	@ Ind	L		1	19	19.0	19	0
12/30/18	Ind	L		2	26	13.0	17	0
9/15/19	Ind	L	TE	0	0	-	-	0
12/1/19	@ Ind	W		0	0	-	-	0
9/26/21	Ind	W		1	7	7.0	7	0
Totals		2-3	5/1	4	52	13.0	19	0

CAREER GAME-BY-GAME STATS VS. THE COLTS: TITANS SPECIALISTS

PUNTERS

Brett Kern

Date	Opp	W-L	Num	Blk	Yds	Avg	Lg	TB	In20	NetAvg
12/6/09	@ Ind	L	2	0	78	39.0	46	0	1	39.0
12/9/10	Ind	L	4	0	165	41.3	46	0	0	41.3
1/2/11	@ Ind	L	5	0	211	42.2	48	0	2	42.2
10/30/11	Ind	W	8	0	330	41.3	55	2	2	34.1
12/18/11	@ Ind	L	7	0	329	47.0	58	0	3	45.0
10/28/12	Ind	L	3	0	130	43.3	61	0	1	39.0
12/9/12	@ Ind	L	3	0	165	55.0	57	0	1	47.0
11/14/13	Ind	L	3	0	117	39.0	48	0	0	34.0
12/1/13	@ Ind	L	6	0	222	37.0	50	0	4	32.2
9/28/14	@ Ind	L	6	0	265	44.2	55	0	2	41.8
12/28/14	Ind	L	7	0	383	54.7	79	1	3	46.1
9/27/15	Ind	L	5	0	212	42.4	49	0	2	42.4
1/3/16	@ Ind	L	6	0	300	50.0	52	0	2	47.0
10/23/16	Ind	L	4	0	188	47.0	62	0	3	42.5
11/20/16	@ Ind	L	5	0	219	43.8	57	1	1	37.4
10/16/17	Ind	W	1	0	44	44.0	44	0	1	44.0
11/26/17	@ Ind	W	3	0	139	46.3	58	0	1	46.3
11/18/18	@ Ind	L	6	0	296	49.3	58	0	3	38.5
12/30/18	Ind	L	6	0	272	45.3	58	0	6	45.3
9/15/19	Ind	L	6	0	288	48.0	61	0	2	41.0
12/1/19	@ Ind	W	5	0	244	48.8	65	0	4	42.4
11/29/20	@ Ind	W	4	0	160	40.0	48	0	4	40.0
9/26/21	Ind	W	1	0	42	42.0	42	0	0	42.0
Totals		6-17	106	0	4,799	45.3	79	4	48	41.2

KICKERS

Randy Bullock

Date	Opp	W-L	FGM	FGA	Pct	XPM	XPA	1-19	20-29	30-39	40-49	50+	Lg	KO	TB
11/3/13	Ind	L	1	4	25.0	3	3	0-0	0-0	0-0	1-3	0-1	43	5	2
12/15/13	@ Ind	L	1	1	100.0	0	0	0-0	0-0	0-0	1-1	0-0	49	2	1
10/9/14	Ind	L	0	1	0.0	4	4	0-0	0-0	0-1	0-0	0-0	-	5	2
12/14/14	@ Ind	L	1	1	100.0	1	1	0-0	0-0	0-0	0-0	1-1	53	3	1
10/29/17	Ind	W	1	2	50.0	3	3	1-1	1-1	0-1	0-0	0-0	29	5	2
9/9/18	@ Ind	W	2	2	100.0	4	4	0-0	0-0	1-1	1-1	0-0	42	7	5
10/18/20	@ Ind	L	2	3	66.7	3	3	0-0	0-0	0-0	1-2	1-1	55	6	5
9/26/21	Ind	W	1	1	100.0	2	2	0-0	0-0	1-1	0-0	0-0	32	5	3
Totals		3-5	9	15	60.0	20	20	1-1	1-1	2-4	4-7	2-3	55	38	21

CAREER GAME-BY-GAME STATS VS. THE COLTS: TITANS SPECIALISTS

RETURNERS

Chester Rogers

Date	Opp	W-L	PR	FC	Yds	Avg	Lg	TD	KR	Yds	Avg	Lg	TD
9/26/21	Ind	W	3	1	44	14.7	18	0	0	0	-	-	0
Totals		1-0	3	1	44	14.7	18	0	0	0	-	-	0

CAREER GAME-BY-GAME STATS VS. THE COLTS: TITANS DEFENSE

Ola Adeniyi (OLB)

Date	Opp	W-L	G/S	Tackle	Sack	Int	FF	FR
11/3/19	Ind	W		0	0.0	0	1	0
9/26/21	Ind	W		4	1.5	0	0	0
Totals		2-0	2/0	4	1.5	0	1	0

Denico Autry (DL)

Date	Opp	W-L	G/S	Tackle	Sack	Int	FF	FR
12/24/16	Ind	W	DT	0	0.0	0	0	0
9/26/21	Ind	W	DE	0	0.0	0	0	0
Totals		2-0	2/2	0	0.0	0	0	0

Amani Bledsoe (DE)

Date	Opp	W-L	G/S	Tackle	Sack	Int	FF	FR
10/18/20	@ Ind	L	LDE	1	0.0	0	0	0
Totals		0-1	1/1	1	0.0	0	0	0

Breon Borders (CB)

Date	Opp	W-L	G/S	Tackle	Sack	Int	FF	FR
11/17/19	@ Ind	L		0	0.0	0	0	0
11/12/20	Ind	L	CB	5	0.0	0	0	0
11/29/20	@ Ind	W	CB	2	0.0	1	0	0
9/26/21	Ind	W		0	0.0	0	0	0
Totals		2-2	4/2	7	0.0	1	0	0

Brady Breeze (S)

Date	Opp	W-L	G/S	Tackle	Sack	Int	FF	FR
None								
Totals		0-0	0/0	0	0.0	0	0	0

Kevin Byard (S)

Date	Opp	W-L	G/S	Tackle	Sack	Int	FF	FR
10/23/16	Ind	L		0	0.0	0	0	0
11/20/16	@ Ind	L	FS	2	0.0	0	0	0
10/16/17	Ind	W	FS	3	0.0	0	0	0
11/26/17	@ Ind	W	FS	4	0.0	0	0	1
11/18/18	@ Ind	L	FS	8	0.0	0	0	0
12/30/18	Ind	L	FS	10	0.0	0	0	0
9/15/19	Ind	L	FS	4	0.0	0	0	0
12/1/19	@ Ind	W	FS	4	0.0	1	0	0
11/12/20	Ind	L	FS	10	0.0	0	0	0
11/29/20	@ Ind	W	FS	7	0.0	0	0	0
9/26/21	Ind	W	FS	5	0.0	0	0	0
Totals		5-6	11/10	57	0.0	1	0	1

Dane Cruikshank (DB)

Date	Opp	W-L	G/S	Tackle	Sack	Int	FF	FR
11/18/18	@ Ind	L		0	0.0	0	0	0
12/30/18	Ind	L		0	0.0	0	0	0
9/15/19	Ind	L		0	0.0	0	0	0
12/1/19	@ Ind	W		0	0.0	0	0	0
9/26/21	Ind	W	S	6	0.0	0	0	0
Totals		2-3	5/1	6	0.0	0	0	0

Bud Dupree (OLB)

Date	Opp	W-L	G/S	Tackle	Sack	Int	FF	FR
12/6/15	Ind	W	OLB	1	0.0	0	0	0
11/24/16	@ Ind	W		2	0.0	0	0	0
11/12/17	@ Ind	W	OLB	4	1.0	0	0	0
11/3/19	Ind	W	OLB	3	2.0	0	1	1
Totals		4-0	4/3	10	3.0	0	1	1

Nick Dzubnar (LB)

Date	Opp	W-L	G/S	Tackle	Sack	Int	FF	FR
9/25/16	@ Ind	L		4	0.0	0	0	0
9/8/19	Ind	W		0	0.0	0	0	0
11/12/20	Ind	L		0	0.0	0	0	0
11/29/20	@ Ind	W		0	0.0	0	0	0
9/26/21	Ind	W		0	0.0	0	0	0
Totals		3-2	5/0	4	0.0	0	0	0

Rashaan Evans (LB)

Date	Opp	W-L	G/S	Tackle	Sack	Int	FF	FR
11/18/18	@ Ind	L		1	0.0	0	0	0
12/30/18	Ind	L		3	0.0	0	0	0
9/15/19	Ind	L	ILB	6	0.0	0	0	0
12/1/19	@ Ind	W	ILB	4	0.0	0	0	0
11/12/20	Ind	L	ILB	6	0.0	0	0	0
11/29/20	@ Ind	W	ILB	4	0.0	0	0	0
9/26/21	Ind	W	ILB	8	0.0	0	0	0
Totals		3-4	7/5	32	0.0	0	0	0

Matthias Farley (S)

Date	Opp	W-L	G/S	Tackle	Sack	Int	FF	FR
9/27/20	@ Ind	L		1	0.0	0	0	0
9/26/21	Ind	W		0	0.0	0	0	0
Totals		1-1	2/0	1	0.0	0	0	0

Amani Hooker (DB)

Date	Opp	W-L	G/S	Tackle	Sack	Int	FF	FR
9/15/19	Ind	L		0	0.0	0	0	0
12/1/19	@ Ind	W		2	0.0	0	0	0
11/12/20	Ind	L		1	0.0	0	0	0
11/29/20	@ Ind	W		0	0.0	0	0	0
Totals		2-2	4/0	3	0.0	0	0	0

Chris Jackson (DB)

Date	Opp	W-L	G/S	Tackle	Sack	Int	FF	FR
11/12/20	Ind	L		0	0.0	0	0	0
9/26/21	Ind	W	CB	2	0.0	0	0	0
Totals		1-1	2/1	2	0.0	0	0	0

Jackrabbit Jenkins (CB)

Date	Opp	W-L	G/S	Tackle	Sack	Int	FF	FR
11/10/13	@ Ind	W	CB	6	0.0	0	0	0
12/23/18	@ Ind	L	CB	2	0.0	0	0	0
9/26/21	Ind	W	CB	4	0.0	0	0	0
Totals		2-1	3/3	12	0.0	0	0	0

Joe Jones (LB)

Date	Opp	W-L	G/S	Tackle	Sack	Int	FF	FR
12/14/17	@ Ind	W		0	0.0	0	0	0
10/27/19	@ Ind	L		0	0.0	0	0	0
Totals		1-1	2/0	0	0.0	0	0	0

CAREER GAME-BY-GAME STATS VS. THE COLTS: TITANS DEFENSE

Naquan Jones (DT)

Date	Opp	W-L	G/S	Tackle	Sack	Int	FF	FR
None								
Totals		0-0	0/0	0	0.0	0	0	0

Harold Landry III (OLB)

Date	Opp	W-L	G/S	Tackle	Sack	Int	FF	FR
11/18/18	@ Ind	L		3	0.0	0	0	0
12/30/18	Ind	L	OLB	4	1.0	0	0	0
9/15/19	Ind	L	OLB	6	1.0	0	0	1
12/1/19	@ Ind	W	OLB	7	1.0	0	0	0
11/12/20	Ind	L	OLB	5	0.0	0	0	0
11/29/20	@ Ind	W	OLB	1	1.0	0	0	0
9/26/21	Ind	W	OLB	4	0.5	0	0	0
Totals		3-4	7/6	30	4.5	0	0	1

David Long Jr. (LB)

Date	Opp	W-L	G/S	Tackle	Sack	Int	FF	FR
9/15/19	Ind	L		0	0.0	0	0	0
12/1/19	@ Ind	W		0	0.0	0	0	0
11/12/20	Ind	L		2	0.0	0	0	0
11/29/20	@ Ind	W		3	0.0	0	0	0
9/26/21	Ind	W	LB	8	0.0	0	0	0
Totals		3-2	5/1	13	0.0	0	0	0

Greg Mabin (CB)

Date	Opp	W-L	G/S	Tackle	Sack	Int	FF	FR
1/3/21	@ Ind	L	RCB	3	0.0	0	0	0
Totals		0-1	1/1	3	0.0	0	0	0

Elijah Molden (CB)

Date	Opp	W-L	G/S	Tackle	Sack	Int	FF	FR
9/26/21	Ind	W		1	0.0	0	0	0
Totals		1-0	1/0	1	0.0	0	0	0

Monty Rice (LB)

Date	Opp	W-L	G/S	Tackle	Sack	Int	FF	FR
9/26/21	Ind	W		0	0.0	0	0	0
Totals		1-0	1/0	0	0.0	0	0	0

Jeffery Simmons (DT)

Date	Opp	W-L	G/S	Tackle	Sack	Int	FF	FR
12/1/19	@ Ind	W	DL	5	0.0	0	0	0
11/12/20	Ind	L	DT	2	0.0	0	0	0
11/29/20	@ Ind	W	DT	4	1.0	0	0	0
9/26/21	Ind	W	DT	3	0.0	0	0	0
Totals		3-1	4/4	14	1.0	0	0	0

John Simon (OLB)

Date	Opp	W-L	G/S	Tackle	Sack	Int	FF	FR
10/9/14	Ind	L		2	1.0	0	0	0
12/14/14	@ Ind	L		2	0.0	0	0	0
10/8/15	Ind	L		3	0.0	0	0	0
12/20/15	@ Ind	W		2	1.0	0	0	0
10/16/16	Ind	W		9	0.0	0	0	0
10/4/18	Ind	W		1	0.0	0	0	0
Totals		3-3	6/0	19	2.0	0	0	0

Tearr Tart (DT)

Date	Opp	W-L	G/S	Tackle	Sack	Int	FF	FR
11/12/20	Ind	L		0	0.0	0	0	0
11/29/20	@ Ind	W		1	0.0	0	0	0
9/26/21	Ind	W	NT	1	0.0	0	0	0
Totals		2-1	3/1	2	0.0	0	0	0

Avery Williamson (LB)

Date	Opp	W-L	G/S	Tackle	Sack	Int	FF	FR
9/28/14	@ Ind	L		9	0.0	0	0	0
12/28/14	Ind	L	MLB	6	0.0	0	0	0
9/27/15	Ind	L	MLB	12	0.0	0	0	0
1/3/16	@ Ind	L	MLB	10	0.0	0	0	0
10/23/16	Ind	L	MLB	9	0.0	0	0	0
11/20/16	@ Ind	L	ILB	10	0.0	0	0	0
10/16/17	Ind	W	MLB	6	0.0	0	1	0
11/26/17	@ Ind	W	MLB	12	1.0	0	0	0
10/14/18	Ind	W	MLB	5	0.0	1	0	0
9/27/20	@ Ind	L	MLB	9	0.0	0	0	0
12/27/20	Ind	W	ILB	14	1.0	0	0	0
Totals		4-7	11/10	89	2.0	1	1	0



REGULAR TITANS LINEUP

OFFENSIVE STARTERS

WR 2-Julio Jones (6-3, 220, 11th Year/1st with Titans, Alabama) - The Titans traded for Jones during the 2021 offseason, adding Atlanta's all-time leader in catches (848), receiving yards (12,896) and 100-yard receiving games (58). His 60 touchdowns were second in Falcons annals, and his 95.5 receiving yards per game through 2020 ranked first in NFL history.

	G	GS	Rec	Yds	Avg	Lg	TD
2021	5	5	17	301	17.7	51	0
Career	140	139	865	13,197	15.3	81t	60

TE 87-Geoff Swaim (6-4, 260, 6th year/2nd with Titans, Texas) - Swaim was signed as a free agent in 2020 after previous stints with the Cowboys (2015-18) and Jaguars (2019). He was a seventh-round pick with Dallas in 2015.

	G	GS	Rec	Yds	Avg	Lg	TD
2021	7	7	7	53	7.6	26	0
Career	60	35	64	537	8.4	43	2

LT 77-Taylor Lewan (6-7, 309, 8th Year/8th with Titans, Michigan) - The team's first-round pick in 2014 (11th overall) was voted to the Pro Bowl each season from 2016-18. He was limited to five games in 2020 after landing on injured reserve due to a knee injury.

2021 G/GS: 5/5, Career G/GS: 95/90

LG 76-Rodger Saffold III (6-5, 325, 12th Year/3rd with Titans, Indiana) - The former second-round pick was signed in 2019 as an unrestricted free agent from the Rams. In his first two seasons in Tennessee, he started all but one contest at left guard.

2021 G/GS: 7/7, Career G/GS: 152/149

C 60-Ben Jones (6-3, 308, 10th Year/6th with Titans, Georgia) - Added as an unrestricted free agent in 2016, the former fourth-round pick played four previous seasons with the Houston Texans. He started 79 of 80 possible games during his first five seasons in Tennessee.

2021 G/GS: 7/7, Career G/GS: 150/129

RG 64-Nate Davis (6-3, 316, 3rd Year/3rd with Titans, Charlotte) - The 2019 third-round pick started 12 contests at right guard as a rookie and followed with 16 starts in his second season.

2021 G/GS: 7/7, Career G/GS: 36/35

RT 72-David Quessenberry (6-5, 305, 3rd Year/3rd with Titans, San Jose State) - The former sixth-round pick entered the NFL with Houston in 2013. After battling non-Hodgkin's lymphoma, he spent most of 2017-19 on the practice squads of the Texans and Titans (2018-19) before getting his first starting opportunity during the 2020 campaign.

2021 G/GS: 7/7, Career G/GS: 25/13

WR 80-Chester Rogers (6-0, 184, 5th Year/1st with Titans, Grambling State) - The former undrafted rookie caught 111 passes for 1,221 yards in four seasons with the Colts before stints with Miami and Tennessee in 2020.

Receiving	G	GS	Rec	Yds	Avg	Lg	TD
2021	6	1	14	186	13.3	39	1
Career	59	23	125	1,407	11.3	61t	6

Returns	PR	FC	Yds	Avg	Lg	TD	KR	Yds	Avg	Lg	TD
2021	9	8	120	13.3	22	0	7	114	16.3	19	0
Career	69	70	671	9.7	51	0	12	156	13.0	19	0

WR 11-A.J. Brown (6-1, 226, 3rd Year/3rd with Titans, Mississippi) - The second-round pick became the 11th NFL player to reach 1,000 receiving yards in each of his first two NFL seasons. He was selected to the Pro Bowl in 2020 after leading the team with 70 receptions, 1,075 receiving yards and 11 touchdown catches.

	G	GS	Rec	Yds	Avg	Lg	TD
2021	6	6	25	354	14.2	46	2
Career	36	29	147	2,480	16.9	91t	21

QB 17-Ryan Tannehill (6-4, 217, 10th Year/3rd with Titans, Texas A&M) - Acquired via trade from Miami in 2019, Tannehill led the Titans to two consecutive playoff appearances. From the time he took over as the Titans' starter in 2019 through 2020, his 111.3 passer rating ranked third in the NFL. His 40 total touchdowns (33 passing, seven rushing) in 2020 set a franchise record.

	G	GS	Att	Cmp	Pct	Yds	TD	Int	Lg	Sk	Rate
2021	7	7	229	149	65.1	1,737	7	5	51	21	89.0
Career	123	121	3,907	2,494	63.8	28,732	185	93	91t	324	91.8

RB 22-Derrick Henry (6-3, 247, 6th Year/6th with Titans, Alabama) - The 2016 second-round pick and former Heisman winner claimed his second consecutive NFL rushing title in 2020 with 2,027 yards (fifth all-time). He won AP Offensive Player of the Year honors and his second consecutive Pro Bowl berth. No player had more rushing yards (4,626) or touchdowns (45) than Henry from 2018 to 2020.

	G	GS	Att	Yds	Avg	Lg	TD	Rec	Yds	Avg	Lg	TD
2021	7	7	191	869	4.5	76t	10	18	154	8.6	16	0
Career	85	54	1,373	6,729	4.9	99t	65	94	846	9.0	75t	3

OFFENSIVE RESERVES

FB 41-Khari Blasingame (6-0, 233, 3rd Year/3rd with Titans, Vanderbilt) - Originally an undrafted free agent with the Vikings, he was signed by the Titans off Minnesota's practice squad during the 2019 campaign.

	G	GS	Att	Yds	Avg	Lg	TD	Rec	Yds	Avg	Lg	TD
2021	6	3	0	0	-	0	0	0	0	-	0	0
Career	27	13	0	0	-	0	0	8	93	11.6	24	0

TE 86-Anthony Firkser (6-2, 246, 4th year/4th with Titans, Harvard) - The former undrafted free agent joined the Titans in 2018 after previous stints with the Jets and Chiefs. He appeared in a career-high 16 games in 2020.

	G	GS	Rec	Yds	Avg	Lg	TD
2021	5	1	11	95	8.6	14	0
Career	48	3	83	911	11.0	45	3

WR 88-Marcus Johnson (6-1, 207, 5th Year/1st with Titans, Texas) - Prior to joining the Titans practice squad near the end of the 2020 season, the former undrafted free agent appeared in 34 total games with the Eagles (2016-17) and Colts (2018-20).

	G	GS	Rec	Yds	Avg	Lg	TD
2021	3	1	3	52	17.3	22	0
Career	37	10	45	731	16.2	55	3

T 71-Kendall Lamm (6-5, 310, 7th Year/1st with Titans, Appalachian State) - Lamm was originally a rookie free agent with Houston in 2015. He played in 74 total games (27 starts) with Houston and Cleveland before arriving in Tennessee as a free agent in 2021.

2021 G/GS: 7/1, Career G/GS: 81/28

C/G 61-Corey Levin (6-4, 307, 3rd Year/2nd with Titans, Chattanooga) - Levin rejoined the Titans off waivers from the Jets on Sept. 1. A sixth-round pick by the Titans in 2017, he played in 16 games in 2018 before spending time with Denver, Chicago and New England from 2019-20.

2021 G/GS: 2/0, Career G/GS: 18/1

RB 28-Jeremy McNichols (5-9, 205, 2nd Year/2nd with Titans, Boise State) - Originally a fifth-round pick by Tampa Bay in 2017, McNichols also has spent time with San Francisco, Indianapolis, Denver and Jacksonville. He appeared in all 16 games in 2020 and rushed for 204 yards.

	G	GS	Att	Yds	Avg	Lg	TD	Rec	Yds	Avg	Lg	TD
2021	7	0	7	38	5.4	11	0	18	170	9.4	27	1
Career	27	0	56	246	4.4	20	1	30	225	7.5	27	1

TE 85-MyCole Pruitt (6-2, 245, 6th year, Southern Illinois) - After signing from Houston's practice squad in September 2018, he totaled 20 catches for 241 yards and four scores in his first three seasons in Tennessee.

	G	GS	Rec	Yds	Avg	Lg	TD
2021	7	2	8	105	13.1	22	2
Career	70	20	40	448	11.2	42	6

WR 15-Nick Westbrook-Ikhine (6-2, 211, 2nd Year/2nd with Titans, Indiana) - The former undrafted rookie appeared in 14 games with one start in 2020. He caught three passes and also played extensively on special teams.

	G	GS	Rec	Yds	Avg	Lg	TD
2021	6	2	12	125	10.4	18t	1
Career	20	3	15	158	10.5	19	1

QB 5-Logan Woodside (6-1, 213, 2nd Year/2nd with Titans, Toledo) - Originally a seventh-round draft pick with Cincinnati in 2018, he initially joined the Titans practice squad in 2018. After spending 2019 on the practice squad/injured list, he appeared in six games in 2020 as Ryan Tannehill's understudy.

	G	GS	Att	Cmp	Pct	Yds	TD	Int	Lg	Sk	Rate
2021	1	0	0	0	-	0	0	0	0	0	-
Career	7	0	3	1	33.3	7	0	0	7	0	42.4

REGULAR TITANS LINEUP

SPECIALISTS

P 6-Brett Kern (6-2, 214, 14th Year/13th with Titans, Toledo) - Claimed off waivers from the Broncos during the 2009 season, he was named to the Pro Bowl in 2017, 2018 and 2019. He is the franchise's career and single-season leader in every major punting category.

	G	Punt	Blk	Yds	Avg	Lg	TB	I20	NetAvg
2021	4	8	0	381	47.6	59	0	3	44.6
Career	209	957	5	44,004	46.0	79	57	380	40.5

LS 46-Morgan Cox (6-4, 233, 12th Year/1st with Titans, Tennessee) - Signed as an unrestricted free agent in 2021 after playing his first 11 seasons in Baltimore and earning three Pro Bowl berths.
2021 G/GS: 7/0, Career G/GS: 172/0

K 14-Randy Bullock (5-9, 210, 10th Year/1st with Titans, Texas A&M) - Bullock was signed to the practice squad prior to Week 1 and added to the 53-man roster prior to Week 2. He was 168-of-202 on field goals in his first nine seasons, primarily spent with Houston (2012-15) and Cincinnati (2016-20).

	G	FGM	FGA	Pct	Lg	XPM	XPA	Pts
2021	6	13	15	86.7	51	17	18	56
Career	113	181	217	83.4	57	232	243	775

DEFENSIVE STARTERS

DE 96-Denico Autry (6-5, 285, 8th Year/1st with Titans, Mississippi State) - Originally a rookie free agent with the Raiders in 2014, he totaled 30.5 sacks and 50 tackles for loss in 96 games with the Raiders (2014-17) and Colts (2018-20) before signing with Tennessee in 2021.

	GP	GS	Tackle	Sack	QBP	TFL	Int	PD	FF	FR
2021	7	5	11	3.5	24	5	0	1	0	0
Career	103	61	227	34.0	77	55	0	20	3	3

NT 93-Teair Tart (6-2, 304, 2nd Year/2nd with Titans, Florida International) - As an undrafted rookie in 2020, he appeared in seven games with one start. His rookie statistics included five tackles and two pressures.

	GP	GS	Tackle	Sack	QBP	TFL	Int	PD	FF	FR
2021	7	7	10	0.0	3	1	0	0	0	0
Career	14	8	15	0.0	5	2	0	1	0	0

DT 98-Jeffery Simmons (6-4, 305, 3rd Year/3rd with Titans, Mississippi State) - The two-time All-SEC selection and 2019 19th overall draft pick registered three sacks and 19 quarterback pressures and tied for the NFL lead with three fumble recoveries in his second season.

	GP	GS	Tackle	Sack	QBP	TFL	Int	PD	FF	FR
2021	7	7	23	2.5	24	4	0	2	0	0
Career	31	29	112	7.5	58	9	0	8	1	3

OLB 48-Bud Dupree (6-4, 269, 7th Year/1st with Titans, Kentucky) - The former first-round pick signed in Tennessee in 2021 following six seasons in Pittsburgh, where he totaled 39.5 sacks in 81 games. He had eight sacks in 11 games in 2020 before landing on IR.

	GP	GS	Tackle	Sack	QBP	TFL	Int	PD	FF	FR
2021	4	2	5	1.0	8	0	0	1	1	0
Career	85	68	236	40.5	72	53	1	12	9	3

ILB 51-David Long Jr. (5-11, 227, 3rd Year/3rd with Titans, West Virginia) - The 2019 fifth-round pick emerged as a starter in the second half of 2020 after Jayon Brown went to IR. He totaled five starts and 50 total tackles in 14 games.

	GP	GS	Tackle	Sack	QBP	TFL	Int	PD	FF	FR
2021	6	6	51	0.0	5	4	0	2	0	0
Career	34	11	116	0.0	6	8	0	5	1	0

ILB 54-Rashaan Evans (6-2, 232, 4th Year/4th with Titans, Alabama) - The 22nd overall pick in 2018 started every game in 2019 and 2020. He led the team with 139 tackles and 11 tackles for loss in 2019, followed by 96 tackles in 2020.

	GP	GS	Tackle	Sack	QBP	TFL	Int	PD	FF	FR
2021	7	7	37	0.0	2	1	1	1	0	1
Career	54	46	335	3.0	25	15	1	10	0	3

OLB 58-Harold Landry III (6-2, 252, 4th Year/4th with Titans, Boston College) - The 41st overall draft pick in 2018 totaled a team-high 19 sacks from 2018-20. He started all 16 games for the second consecutive season in 2020 and led the defense with 5.5 sacks, 29 pressures and 10 tackles for loss.

	GP	GS	Tackle	Sack	QBP	TFL	Int	PD	FF	FR
2021	7	7	37	7.5	12	8	0	0	0	0
Career	54	42	233	26.5	90	24	2	8	2	2

CB 20-Jackrabbit Jenkins (5-10, 190, 10th Year/1st with Titans, North Alabama) - Jenkins signed with the Titans in 2021 after recording three interceptions with New Orleans in 2020. The former second-rounder has played for the Rams (2012-15), Giants (2016-19) and Saints (2019-20).

	GP	GS	Tackle	Sack	QBP	TFL	Int	PD	FF	FR
2021	7	7	30	0.0	0	0	0	2	1	0
Career	135	132	569	2.0	0	0	26	126	7	2

S 31-Kevin Byard (5-11, 212, 6th Year/6th with Titans, Middle Tennessee State) - The 2016 third-round pick appeared in all 80 games with 71 starts during his first five seasons. He ranked second in the NFL from 2017-20 with 18 total interceptions. His 111 tackles in 2020 set a career high and led the team.

	GP	GS	Tackle	Sack	QBP	TFL	Int	PD	FF	FR
2021	7	7	33	0.0	2	0	3	7	1	1
Career	87	78	481	3.0	15	12	21	56	2	3

S 37-Amani Hooker (5-11, 210, 3rd Year/3rd with Titans, Iowa) - The fourth-round pick in 2019 played in all 32 games in his first two seasons. He made three starts in 2020 and tied for the team lead with four interceptions.

	GP	GS	Tackle	Sack	QBP	TFL	Int	PD	FF	FR
2021	2	2	15	0.0	0	0	0	0	1	0
Career	34	5	72	0.0	0	1	4	8	1	0

CB 35-Chris Jackson (5-10, 193, 2nd Year, Marshall) - The seventh-round pick appeared in 11 games with three starts as a rookie in 2020.

	GP	GS	Tackle	Sack	QBP	TFL	Int	PD	FF	FR
2021	5	1	16	0.0	1	1	0	2	0	0
Career	16	4	37	0.0	1	2	0	3	0	0

DEFENSIVE RESERVES

OLB 92-Ola Adeniyi (6-1, 248, 4th Year/1st with Titans, Toledo) - The former undrafted free agent with Pittsburgh in 2018 was signed by the Titans in 2021. He totaled 14 special teams tackles for Pittsburgh from 2019-20.

	GP	GS	Tackle	Sack	QBP	TFL	Int	PD	FF	FR
2021	7	0	7	2.5	8	2	0	0	0	0
Career	39	1	26	2.5	8	3	0	0	0	1

CB 39-Breon Borders (6-0, 189, 3rd Year/2nd with Titans, Duke) - After spending time with seven other NFL teams since 2017, he joined the Titans practice squad in 2020 and was later promoted to the 53-man roster.

	GP	GS	Tackle	Sack	QBP	TFL	Int	PD	FF	FR
2021	7	0	3	0.0	0	0	0	2	0	0
Career	26	6	37	0.0	0	1	1	8	0	1

S 29-Dane Cruikshank (6-1, 209, 4th Year/4th with Titans, Arizona) - The fifth-round pick was a core special teamer with 18 special teams tackles in his first two years. He was limited to two games in 2020 due to injury.

	GP	GS	Tackle	Sack	QBP	TFL	Int	PD	FF	FR
2021	7	4	28	0.0	1	0	0	1	0	0
Career	37	4	30	0.0	1	0	1	2	0	0

S 21-Matthias Farley (5-11, 209, 6th Year/1st with Titans, Notre Dame) - Initially a rookie free agent with Arizona in 2016, he appeared in 66 games (18 starts) during his time with the Colts (2016-18) and Jets (2019-20).

	GP	GS	Tackle	Sack	QBP	TFL	Int	PD	FF	FR
2021	7	0	3	0.0	0	0	0	0	1	1
Career	73	18	135	0.0	0	0	3	14	3	2

CB 24-Elijah Molden (5-10, 192, Rookie, Washington) - The third-round draft pick (100th overall) played 44 collegiate games with 153 tackles, five interceptions, 25 passes defensed, four forced fumbles and two fumble recoveries.

	GP	GS	Tackle	Sack	QBP	TFL	Int	PD	FF	FR
2021/Career	7	2	24	0.0	1	1	0	0	1	0

DL 91-Larrell Murchison (6-2, 297, 2nd Year/2nd with Titans, North Carolina State) - A fifth-round draft choice in 2020, he appeared in 10 games as a rookie and posted five tackles.


	GP	GS	Tackle	Sack	QBP	TFL	Int	PD	FF	FR
2021	4	2	3	0.0	0	1	0	0	0	0
Career	14	2	8	0.0	0	2	0	0	0	0

ILB 56-Monty Rice (6-0, 233, Rookie, Georgia) - The Huntsville, Ala., native was selected in the third round of the 2021 NFL Draft. At Georgia (2017-20), he appeared in 47 games with 28 starts.

	GP	GS	Tackle	Sack	TFL	QBP	Int	PD	FF	FR
2021/Career	5	0	2	0.0	0	0	0	0	0	0

LAST WEEK VS. THE CHIEFS

Week 7: Titans 27, Chiefs 3 Sunday, Oct. 24, 2021 • 12:00 p.m. CT • Nissan Stadium



In Week 7 of the 2021 season, the Titans hosted the Chiefs and won by a score of 27-3. Tennessee's defense limited Kansas City to 334 total yards, including just 67 yards in the first half, and tallied four sacks and three takeaways in the victory. Offensively, the Titans converted eight-of-12 third down chances (66.7 percent) and possessed the ball for 36 minutes and 21 seconds.

Tennessee put together two touchdown drives in the first quarter to take an early 14-0 lead. On the opening drive, WRs **A.J. Brown** and **Julio Jones** caught first-down passes, and RB **Derrick Henry** added 20 total yards, before Henry took the direct snap and threw a five-yard touchdown pass to TE **MyCole Pruitt**. On the ensuing Kansas City possession, OLB **Bud Dupree** sacked Chiefs QB **Patrick Mahomes** on third down to force Kansas City to punt. Beginning the possession at their own three-yard line, Tennessee constructed a 97-yard scoring drive that included a 46-yard pass from QB **Ryan Tannehill** to Brown. Ultimately, Tannehill threw a 24-yard touchdown pass to Brown for a 14-0 Titans advantage.

In the second quarter, Tennessee extended the lead to 27-0 after scoring 13 points. The Titans took six minutes and 39 seconds off the clock with their first scoring drive that resulted in a 34-yard field goal by K **Randy Bullock**. On the first play of the following Chiefs possession, Mahomes' pass was broken up by LB **David Long Jr.** and intercepted by LB **Rashaan Evans** to give Tennessee possession at the Kansas City 46-yard line. Tennessee capitalized on the turnover with an eight-play scoring drive that included an 11-yard first-down rush by Henry and a 20-yard first-down catch by Jones. The possession was capped off with a two-yard rushing touchdown by Tannehill to make it 24-0, Titans.

On the Chiefs following possession, with under two minutes remaining in the half, Mahomes scrambled up the middle for 13 yards but S **Kevin Byard** flew in and forced him to fumble the football. S **Matthias Farley** recovered the ball to give the Titans pos-

session at the Tennessee 49-yard line. Bullock then converted a 51-yard field goal to give the Titans a 27-0 advantage heading into halftime.

In the third quarter, Kansas City put up their lone score of the day on a 51-yard drive that resulted in Chiefs K **Harrison Butker** converting a 42-yard field goal. The Tennessee defense did not allow Kansas City to score another point, as the Titans sealed their third consecutive victory with a 27-3 home win over the Chiefs.

SCORING

	1	2	3	4	Final
Kansas City	0	0	3	0	3
Tennessee	14	13	0	0	27

TEAM	SCORING PLAY	TIME
Titans	M.Pruitt 5 yd. pass from D.Henry (R.Bullock kick)	1-10:50
Titans	A.Brown 24 yd. pass from R.Tannehill (R.Bullock kick)	1-0:42
Titans	R.Bullock 34 yd. Field Goal	2-8:07
Titans	R.Tannehill 2 yd. run (R.Bullock kick)	2-2:48
Titans	R.Bullock 51 yd. Field Goal	2-0:03
Chiefs	H.Butker 42 yd. Field Goal	3-11:00

Missed FGs: H. Butker 57WR

Attendance: 69,484

Time of Game: 2:58

Weather: 70°, Cloudy, Wind N 12 mph

Referee: Brad Allen

[CLICK TO WATCH HIGHLIGHTS](#)



TEAM STATISTICS

	Chiefs	Titans
TOTAL FIRST DOWNS	22	24
THIRD DOWN EFFICIENCY	4-11-36.4%	8-12-66.7%
FOURTH DOWN EFFICIENCY	2-3-66.7%	0-0-0.0%
TOTAL NET YARDS	334	369
Plays - Avg.	68-4.9	64-5.8
NET YARDS RUSHING	77	103
Rushes - Avg.	13-5.9	35-2.9
NET YARDS PASSING	257	266
Sacks - Yards Lost	4-31	1-9
PASS ATT-COMP-INT	51-31-1	28-22-1
PUNTS - Avg	2-46.5	2-47.0
Net Punting Average	46.5	47.0
PUNT RETURNS - Yards	0-0	0-0
KICKOFF RETURNS - Yards	0-0	1-17
INTERCEPTIONS - Yards	1-1	1-0
PENALTIES Number and Yards	9-77	6-31
FUMBLES Number and Lost	3-2	0-0
TOUCHDOWNS	0	3
EXTRA POINTS Made-Attempts	0-0	3-3
RED ZONE EFFICIENCY	0-3-0%	2-4-50%
GOAL TO GO EFFICIENCY	0-0-0%	2-2-100%
SAFETIES	0	0
GIVEAWAYS	4	1
TAKEAWAYS	1	4
TIME OF POSSESSION	23:39	36:21

CHIEFS STARTERS

OFFENSE		DEFENSE	
WR 17	M.Hardman	LB 50	W.Gay
WR 10	T.Hill	LDT 90	J.Reed
TE 87	T.Kelce	DT 95	C.Jones
LT 57	O.Brown	RDT 91	D.Nnadi
LG 62	J.Thuney	RDE 55	F.Clark
C 52	C.Humphrey	LB 54	N. Bolton
RG 65	T.Smith	LB 56	B.Niemann
RT 75	M.Remmers	RCB 38	L.Sneed
WR 19	J.Gordon	LCB 27	R.Fenton
QB 15	P.Mahomes	S 22	J.Thornhill
RB 31	Da.Williams	S 32	T.Mathieu

TITANS STARTERS

OFFENSE		DEFENSE	
WR 2	J.Jones	DE 96	D.Autry
LT 71	K.Lamm	NT 93	T.Tart
LG 76	R.Saffold	DT 98	J.Simmons
C 60	B.Jones	ILB 54	R.Evans
RG 64	N.Davis	OLB 58	H.Landry
RT 72	D.Quessenberry	ILB 51	D.Long
TE 87	G.Swaim	CB 20	J.Jenkins
WR 11	A.Brown	S 31	K.Byard
QB 17	R.Tannehill	CB 24	E.Molden
FB 41	K.Blasingame	CB 30	G.Mabin
RB 22	D.Henry	S 29	D.Cruikshank

CHIEFS INDIVIDUAL STATISTICS

Rushing	Att	Yds	Avg	Lg	TD
P.Mahomes	6	35	5.8	13	0
Da.Williams	5	20	4.0	11	0
T.Hill	1	18	18.0	18	0
C.Henne	1	4	4.0	4	0
Total	13	77	5.9	18	0

Passing	Att	Cmp	Yds	TD	Lg	IN	Rt
P.Mahomes	35	20	206	0	25	1	62.3
C.Henne	16	11	82	0	17	0	80.7
Total	51	31	288	0	25	1	68.1

Receiving	No	Yds	Avg	Lg	TD
T.Kelce	7	65	9.3	24	0
T.Hill	6	49	8.2	17	0
B.Pringle	5	73	14.6	25	0
M.Hardman	4	28	7.0	9	0
Da.Williams	3	30	10.0	14	0
J.McKinnon	2	17	8.5	9	0
M.Kemp	1	8	8.0	8	0
D.Robinson	1	7	7.0	7	0
D.Gore	1	7	7.0	7	0
N.Gray	1	4	4.0	4	0
Total	31	288	9.3	25	0

Interceptions	No	Yds	Avg	Lg	TD
W. Gay	1	1	1.0	1	0
Total	1	1	1.0	1	0

Leading Tacklers (Press Box Totals)
N. Bolton 15-9-6; J. Thornhill 9-7-2; L. Sneed 7-5-2
Sacks: B. Niemann 1
FF: None
FR: None

TITANS INDIVIDUAL STATISTICS

Rushing	Att	Yds	Avg	Lg	TD
D.Henry	29	86	3.0	11	0
D.Evans	2	7	3.5	5	0
R.Tannehill	2	6	3.0	4	1
M.Johnson	1	5	5.0	5	0
L.Woodside	1	-1	-1.0	-1	0
Total	35	103	2.9	11	1

Passing	Att	Cmp	Yds	TD	Lg	IN	Rt
R.Tannehill	27	21	270	1	46	1	1105.2
D.Henry	1	1	5	1	5	0	127.1
Total	28	22	275	2	46	1	1116.5

Receiving	No	Yds	Avg	Lg	TD
A.Brown	8	133	16.6	46	1
J.Reynolds	3	23	7.7	11	0
J.Jones	2	38	19.0	20	0
M.Pruitt	2	27	13.5	22	1
D.Henry	2	16	8.0	13	0
D.Evans	2	11	5.5	6	0
J.McNichols	1	10	10.0	10	0
A.Firkser	1	9	9.0	9	0
G.Swaim	1	8	8.0	8	0
Total	22	275	12.5	46	2

Interceptions	No	Yds	Avg	Lg	TD
R. Evans	1	0	0.0	0	0
Total	1	0	0.0	0	0

Leading Tacklers (Press Box Totals)
D. Cruikshank 8-7-1; D. Long 8-6-2; E. Molden 8-6-2
Sacks: D. Autry 2; B. Dupree 1; H. Landry 1
FF: K. Byard 1; M. Farley 1; B. Dupree 1
FR: R. Evans 1; M. Farley 1

NOTES FROM LAST WEEK'S GAME

TEAM NOTES

- The 27-3 victory improved the Titans' record to 5-2 and gave them a three-game winning streak. It marks the second consecutive season and the second time under head coach **Mike Vrabel** (2018 to present), the Titans are 5-2 after seven games.
- The Titans improved their all-time record at Nissan Stadium, including playoffs, to 105-80.
- For a second consecutive week, the announced attendance set a new record for a Titans game at Nissan Stadium, which opened in 1999. Against the Chiefs, the Titans announced a crowd of 69,484, topping the 69,419 announced attendance six days earlier against the Buffalo Bills.
- The 24-point scoring margin was the best by the Titans since a 26-point win (42-16) against Buffalo on Oct. 13, 2020.
- In the first half, the Titans outgained the Chiefs 277 yards to 67 and possessed the ball for 23 minutes and 16 seconds.
- The Titans had a 27-0 halftime lead, their first lead of 27 or more points at halftime since Oct. 27, 2016 against Jacksonville (27-0).
- The Titans won the turnover battle with the Chiefs, getting three takeaways (one interception and two fumbles) with one giveaway on an interception. It was the fourth consecutive week the Titans were either even in turnovers or won the turnover margin. They are now minus-one in turnover margin for the season.
- The Titans won the time-of-possession battle for the fifth time in seven games in 2021. They had the ball for 36 minutes and 21 seconds (23:39 by the Chiefs). It was the Titans' highest time of possession in a non-overtime game since registering a 40:09 TOP against Cincinnati on Nov. 12, 2017.
- The Titans had five players make their Titans debut in the contest: rookie safety **Brady Breeze** (NFL debut), rookie wide receiver **Mason Kinsey** (NFL debut), tackle **Bobby Hart**, cornerback **Chris Jones** and cornerback **Greg Mabin**.

TEAM NOTES – OFFENSE

- In the first quarter, the Titans offense scored a touchdown on a nine-play, 97-yard drive that took 5 minutes and 34 seconds and was capped by a 24-yard touchdown pass from **Ryan Tannehill** to **A.J. Brown**. In terms of yardage, it was the longest drive by the Titans since a 99-yard touchdown series against Jacksonville on Dec. 6, 2018.
- Until an interception in the third quarter, the Titans offense scored points on 11 consecutive drives, excluding two keel-down drives against the Bills at the conclusion of each half. The unit scored on its last six non-kneel-down possessions against Buffalo (four touchdowns, two field goals) and its first five possessions against the Chiefs (three touchdowns, two field goals).
- The Titans' 27 points in the first half was the club's highest first-half total since putting up 35 points in the first two quarters at Indianapolis on Nov. 29, 2020.
- The Titans offense allowed only one total sack over a two-game span after allowing 20 sacks over the first five weeks of the season.
- The Titans converted eight third downs on 12 chances against the Chiefs. Their rate of 66.7 percent was the best for the team since converting 70.0 percent (seven-of-10) in the 2020 season finale at Houston (Jan. 3, 2021). The last time the Titans offense converted at least eight third downs was Oct. 20, 2020 against Detroit (nine-of-11).

TEAM NOTES – DEFENSE

- The three points by the Chiefs were the fewest by a Titans opponent since the Titans shut out the Giants 17-0 at New York on Dec. 16, 2018.
- The three points by the Chiefs made up Kansas City's lowest total since a 38-3 loss at Denver on Dec. 30, 2012, which was the final Chiefs game before **Andy Reid** was hired as head coach in 2013.
- The Titans defense recorded four total sacks, a season high through seven weeks.



- The 67 yards by the Chiefs in the first half was the team's lowest first-half total since Nov. 26, 2017 against Buffalo (57).
- The Titans defense limited the Chiefs to 334 total yards, Kansas City's lowest output since finishing with 268 yards in the 2020 season finale against the Los Angeles Chargers (Jan. 3, 2021).
- The Titans defense limited Chiefs quarterback **Patrick Mahomes** to a 62.3 passer rating, which was the lowest of Mahomes' career. Mahomes was 20-of-35 passing for 206 yards with one interception.
- The Titans defense did not allow a touchdown on three chances by Kansas City inside the 20. The last time the Chiefs were held without a touchdown in any of their red-zone trips in a game was Oct. 25, 2020 at Denver.

DL DENICO AUTRY

- Totaled three tackles and a team-high two sacks, logging his eighth career game with at least two sacks.
- Recorded a 10-yard sack on third down in the third quarter, and on the next play the Chiefs missed a 57-yard field goal. He added an eight-yard sack to end a Chiefs drive on fourth down in the fourth quarter.
- Improved his season total to 3.5 sacks and his career total to 34 sacks.

S BRADY BREEZE

- Made his NFL debut on special teams.

WR A.J. BROWN

- Led the team with eight receptions for 133 yards, including a touchdown catch. His reception total tied for the second-highest of his career, while his yardage total was the fifth-best of his career.
- Recorded his 10th career 100-yard receiving game. He became the eighth player in franchise history with at least 10 career 100-yard receiving games and the first since **Ernest Givins** (1986-88) to accomplish the feat within his first three seasons.
- Caught a 46-yard pass from **Ryan Tannehill** in the first quarter and later on the same drive registered a 24-yard touchdown catch. It was his second touchdown reception of 2021 and the 21st touchdown reception of his career.

K RANDY BULLOCK

- Made both of his field goal attempts and all three of his extra point attempts. He made both field goals in the second quarter from 34 yards and 51 yards.
- Booted all six of his kickoffs into the end zone for touchbacks. It was the third time in his career he had six or more kickoffs and had touchbacks on 100 percent of them.

NOTES FROM LAST WEEK'S GAME

S KEVIN BYARD

- Forced a fumble that was recovered by teammate **Matthias Farley** in the second quarter, punching the ball out of the hands of Chiefs quarterback **Patrick Mahomes**. It gave Byard his first forced fumble of 2021 and his second career forced fumble. He added four tackles in the contest.

S DANE CRUIKSHANK

- Tied for the team lead and set a career high with eight tackles after starting the game.

OLB BUD DUPREE

- Ended Kansas City's first offensive series with a sack on third down, dropping **Patrick Mahomes** for a seven-yard loss. He forced a fumble on the play, but the ball was recovered by the Chiefs. Dupree logged his first sack in a Titans uniform, which gave him 40.5 career sacks.

ILB RASHAAN EVANS

- Totaled four tackles, one interception and one fumble recovery.
- Recorded his first career interception, picking off a deflected **Patrick Mahomes** pass in the second quarter. It led to a Titans touchdown on the ensuing drive.
- Recovered a fumble by **Mecole Hardman** in the fourth quarter, notching his first fumble recovery of 2021 and the third fumble recovery of his career.
- Became the 10th player in the team's "Titans era" (1999 to present) to register an interception and a fumble recovery in the same game.

S MATTHIAS FARLEY

- Credited with three tackles, one forced fumble and one fumble recovery.
- Recorded his first fumble recovery in a Titans uniform and his second career fumble recovery, scooping up the ball after it was lost by **Patrick Mahomes** in the second quarter.
- Posted his first forced fumble in a Titans uniform and his third career forced fumble, knocking the ball from the hands of **Mecole Hardman** in the fourth quarter. The ball was recovered by Titans linebacker **Rashaan Evans**.

T BOBBY HART

- Saw action at left tackle in his Titans debut four days after signing with the team from the Buffalo Bills practice squad.

RB DERRICK HENRY

- Totaled 102 scrimmage yards, rushing for 86 yards on 29 attempts with two receptions for 16 yards. It was his sixth consecutive game with at least 100 scrimmage yards, extending his career-best streak.
- Took a shotgun snap and delivered a five-yard touchdown pass to tight end **MyCole Pruitt** to cap the first offensive series of the game. It was his first career touchdown pass in the regular season, in addition to his one playoff touchdown pass.
- Joined **LaDainian Tomlinson** (2005) as the only players with 10 or more rushing touchdowns and a passing touchdown in his team's first seven games of a season in the Super Bowl era.

C BEN JONES

- Appeared in his 150th career game.

CB CHRIS JONES

- Made his Titans debut after being elevated from the practice squad (standard elevation) and was credited with one tackle.

WR JULIO JONES

- Totaled 38 yards on a pair of receptions.
- Took a pass 20 yards in the second quarter to help set up a touchdown three plays later.
- Extended his streak to 132 consecutive individual games with at least one reception.

P BRETT KERN

- Averaged 47.0 gross yards (47.0 net) on two punts with both punts placed inside the five-yard line during the fourth quarter.
- On his first punt, he pinned the Chiefs on their three-yard line with a 45-yard punt out of bounds.
- On his second punt of the game, he pinned the Chiefs with a 49-yard punt that was downed by the Titans on the three-yard line.

WR MASON KINSEY

- Made his NFL debut and handled punt return duties. He finished the contest with one fair catch.

T KENDALL LAMM

- Recorded his first start in a Titans uniform (28th career start), opening the game at left tackle. He exited with an injury in the second quarter.

OLB HAROLD LANDRY III

- Recorded an eight-yard sack of **Patrick Mahomes** in the fourth quarter.
- Registered his fifth consecutive game with at least a half sack and his fourth consecutive game with at least one sack. It marks the second time in his career he put together a streak of four or more games with a sack. He did so in five straight contests in 2019.
- With 7.5 sacks in 2021, he tied **William Fuller** (1991) and **Kyle Vanden Bosch** (2005) for most sacks by a Titans player through a season's first seven games since individual sacks became an official statistic in 1982.



NOTES FROM LAST WEEK'S GAME

**ILB DAVID LONG JR.**

- Tied for the team lead with eight tackles, including a tackle for loss, and added two passes defended.
- Helped cause an interception in the second quarter, deflecting **Patrick Mahomes'** pass that was intended for **Josh Gordon** and then intercepted by Titans linebacker **Rashaan Evans**.

CB GREG MABIN

- Logged his sixth career start and his first start with the Titans after being signed off Arizona's practice squad. He totaled three tackles.

CB ELIJAH MOLDEN

- Recorded his second career start.
- Tied for the team lead with eight tackles, which also tied the career high he set in the previous game against Buffalo.

TE MYCOLE PRUITT

- Totaled 27 yards and a touchdown on two receptions.
- Caught a five-yard touchdown pass from running back **Derrick Henry** in the first quarter, giving him two touchdown catches in 2021 and six in his career.
- Added a 22-yard reception in the second quarter to help set up a Titans field goal.

QB RYAN TANNEHILL

- Completed 21 of 27 passes for 270 yards with one touchdown and one interception. He added two rushing attempts for six yards and a touchdown.
- His 105.2 passer rating gave him his 21st performance with the Titans in which he recorded at least a 100.0 passer rating, which ranks third in franchise history. He passed **Marcus Mariota** (20 games with a 100.0 passer rating) behind only **Steve McNair** (40) and **Warren Moon** (33).
- Registered his 25th win with the Titans, including the regular season and postseason. He is 25-12 as a starter since joining the organization in 2019.
- Had a streak of 21 consecutive pass completions before his first incompleteness in the second quarter. He completed his last 10 passes in the previous game against Buffalo (Oct. 18) and his first 11 passes against the Chiefs.
- Rushed for a two-yard touchdown in the second quarter, notching his third rushing touchdown of 2021 and the 20th rushing touchdown of his career.
- Registered his second game of 2021 and his 12th career game in which he had at least one passing touchdown and at least one rushing touchdown.
- Found **A.J. Brown** for a 46-yard completion in the second quarter, and five plays later, he connected with Brown on a 24-yard touchdown pass. Tannehill improved his season total to seven touchdown passes (185 career).

SELECT TITANS POSTGAME QUOTES

SUNDAY, OCT. 24, 2021

HEAD COACH MIKE VRABEL*(on if the score set the tone of the game)*

Where you're at in the game, forcing them to run the football and even early on, just figured that we would probably be willing to rush the passer, and then have them hit a few handoffs there early in the game. But I think the score dictated a lot of that.

(on if today's win was the team's most complete performance of the year)

Yeah, the way we started, got some stops, got turnovers, took advantage, there's going to be things in the second half that we probably are going to want to do better, but you know, we'll take a look at the tape and then we'll move on.

(on if he saw signs this week from outside linebacker Bud Dupree that a good performance was coming)

He didn't practice Friday. So was limited throughout the week. Didn't see much in practice. Just hoped that he was going to be available for the game.

*(on the deep ball pass to wide receiver A.J. Brown followed by the injury timeout and if he needed time to decide to challenge the initial**ruling)*

No, we knew right away. Just was asking if they were going to have their helpers upstairs look at it, and they said something with the amount of time that had elapsed that now it was out of their hands. So we challenged it.

(on the offensive balance today)

I think it was good. I think we have to get going a little bit more. Give them credit. They defended the run well but we were able to hit some plays down the field. We talked about beating match coverage, and guys did that. A lot of guys stepped up, and took care of the quarterback for the most part.

(on what happened offensively for the Chiefs that allowed the Titans defense to take advantage of what they saw)

When you play match coverage, somebody has to win. You have to play with physicality or route craft, and the ball has to come out and you have to be able to be firm in the middle of the pocket, which when we complete those passes, we are, and I thought it was great timing to A.J. (Brown) in those situations down the field.

(on the team shaking off a big Monday Night Football win and going back to work to earn a victory against the Chiefs)

That's what this league's about, win or lose, you've got to come back and be ready to go. Next challenge. You sleep on anybody in this league, it's going to come back and it's going to haunt you.

SELECT TITANS POSTGAME QUOTES

(on what makes the defensive front so effective)

Four good players. You know, not coaching, and we try to give them a plan. Try to give them something to go with. Sometimes they win in straight rush and sometimes we pressure. Sometimes they work gains. And I think those guys are all building some confidence and rolling some guys through in there. Ola (Adeniyi) looked like he factored a little bit. Unfortunately we just -- I don't know if we got offsides and Dane (Cruikshank) caught the interception, whatever. But I felt like Ola was trying to factor in as well, too.

(on if three takeaways today is a matter of consistently doing the same things but now the results show it)

Yeah, I think so. I think we are just trying to chart and track attempts. And again, everybody's screaming for Kevin (Byard) to hammer it, and it was only a matter of time before he got over there and did that. But just have to keep going after the attempts. You have to keep staying on your feet when you rush and the quarterback pumps it, but that's the guy we've got to take it away from. That's got to be the No. 1 target every week.

(on players along the offensive line stepping up after injuries to others)

We held the Chiefs to three points too, so everybody -- it was a great win for everybody. Great job. The guys stepped up. Everybody did their job. Some guys can't go, next guy goes in.

(on the challenge for a player to be placed in game action after signing recently)

Everybody is expected -- they are in that team meeting on Wednesday, they should expect to play in the game, and that's what we do. Give Greg (Mabin) credit; give Chris Jones credit, Dane (Cruikshank), being able to jump in there to safety. That's how this thing goes.

(on punting twice today)

Off the corner. Did a nice job. So certainly going to have to use that as a weapon to be able to go down there and punt the ball out of bounds or be able to get it to stop. You know, we're going to get some stops and give our offense great field position most of the time if we can force them to start inside the five-yard line.

(on earning two wins against prominent AFC opponents)

We are seven games in, 5-2. So long way to go. Thanks, guys.

QUARTERBACK RYAN TANNEHILL

(on the team's quick start today)

We came out and we executed. We played well early and that's something we obviously wanted to improve upon from last week. Took us a while to get going last week. We knew coming out that high-powered offense on the other side, we wanted to get going early and score points early. We were able to do that and hopefully we can keep it going.

(on being super accurate today and being dialed in)

I felt good. I felt good a lot of games, you know. I can't say I felt any different. I felt confident throwing the ball and guys were making play.

(on taking advantage of the Chiefs being concerned about running back Derrick Henry)

Yeah, they were mixing it up. They were giving us safeties down low. They'd roll one back, they're going back to Tampa. They were really rolling the coverages on us and gave us a bunch of different looks. We were able to take advantage of the middle safety a few times there. Got one-on-one matchups there when that happened, and our guys made plays. If teams are going to try to take away Derrick (Henry) by stacking in the box then you have to be able to win on the outside.

(on the team hitting its stride and gaining confidence)

We're heading in the right direction. We've done some good things. I felt like we built on what we started in the second quarter last week and we were able to get going and finish that game, win the game against a good opponent and build on that today coming out today and getting a fast start and scoring a lot of points early. Hopefully, we can just keep the course, keep working and keep getting better.



(on if more attention being paid to Derrick Henry allows play action to be effective)

I don't think so. I think every week teams know that Derrick (Henry) is going to get his carries. I think its been that way since 2019. Teams know how we want to play and the threat that Derrick is. I don't think a whole lot is different from the past couple weeks than even going back to 2019.

(on the connection between him and wide receiver A.J. Brown these past few weeks)

I think we're improving. We're growing as an offense, so we just want to stay the course and keep getting better.

(on if he's seen a team go five quarters between punts before)

I don't -- I try to punt the least amount as possible. I don't keep track of it though. If we can keep Brett (Kern) off the field -- although when he did come on the field, he dropped a few little wedges inside the five-yard line so that was pretty impressive as well. Coming off COVID and IR and the whole thing and being able to drop it inside the five-yard line is pretty impressive. Yeah, we want to keep him off the field and just use him as few as times as possible.

(on Head Coach Mike Vrabel tempering the team to prevent getting overly confident)

Yeah, there's nothing to get carried away about. We are seven games into a 17-game regular season. We have a lot of football in front of us. We just have to stay the course, enjoy the wins, keep building, grow as a team and be able to put a good team effort out each and every week.

(on seeing the defense play well today as a member of the offense)

It was huge, man. It was a lot of fun. I was loving watching those guys play. You know, they're flying around. Seeing Harold (Landry III) bend on the edge, Bud's (Dupree) on the other side. They're meeting at the QB. David's (Long Jr.) flying around, making tackles all over place. Secondary's covering. They have a lot of fire power on the other side and we covered them and made it hard on them today. As an offensive guy, when you're seeing your own defense play like that, it's a lot of fun. They're getting turnovers, giving us the ball back. It was huge the way they played today.

(on being in a groove after 10 straight completions on Monday and starting with 11 today)

Definitely, yeah. It feels good whenever you're completing balls because you're moving the chains, you're sustaining drives and you get into a rhythm. So, it definitely feels good whenever the offense is moving and stringing drives together, no doubt.

(on the offensive flow of the last two weeks compared to previous games)

It feels great. You know, like you said, there's been other stretches where

SELECT TITANS POSTGAME QUOTES

we've been in a groove, and we did some good things today. Like I said, we just need to stay the course, keep building on what we did. There's still a lot of things we've got to clean up today. We didn't come out and execute well in the second half. They knew we were going to try to run it and wear down the clock and burn Derrick (Henry) and get him as many carries as we can. We didn't execute well enough to run out the clock and sustain first downs there in the second half. We still have a lot of growth to get from this, but we did some good things and can build on it moving forward, no doubt.

(on if the 'not getting carried away with anything' attitude is new or something they've always done)

I think it's always the same thing, right? It's a week-to-week league. You can't bank on what you did last week or two weeks ago. It doesn't matter, frankly. If you don't show up each and every week, you're going to get beat. As a team, we enjoy the win. We hopefully build on it and get that confidence and build on that confidence, but at the end of the day, you have to be able to reset and come out and play each week and play good football.

(on if something specific clicked today for the team that hadn't clicked before)

Yeah, I think we made plays. We were able to sustain drives, our guys were making plays outside. We had some one-on-one coverage, tight coverage. A.J. (Brown) made a couple huge plays down the field. The touchdown was a great catch. You know, I just basically gave him a chance, saw a one-on-one, and said, 'Hey, I'm going to trust my guy and let him go get it.' It was good to see those plays down the field being made and hopefully, we can build on that.

RUNNING BACK DERRICK HENRY

(on displaying offensive balance)

We got in the end zone. Guys made plays and that is all you can ask for. I think we want to be better, we need to be better at it. We definitely pay attention to and get better at it. Overall man, just happy we were able to get a bunch of it.

(on the importance of driving for a touchdown on the first possession)

We definitely wanted to come out and have a strong drive, finish in the end zone. I was glad we definitely did that. It got momentum going and we were able to put drives together into the end zone. Guys making plays, guys finishing blocks, getting downfield so definitely happy where we were early.

(on remaining even-keeled after two wins over prominent AFC teams)

Definitely two tough teams who have been a force in the AFC for a couple of years now. Just enjoy these wins, take it week by week, don't get too overwhelmed by what's going on. Just believe in what we do and then get ready to come back to work and get better.

(on if he was excited about throwing a touchdown pass)

It was definitely cool. Definitely happy that we were able to execute it and get in the end zone. MyCole (Pruitt) made a good catch. I was happy I was able to get it over the top so he could catch it.

(on what he saw different in Kansas City's defense today compared to from 2019)

I don't really get too much in that, but they did a great job against the run. They played hard all game. They have vets over there that have a lot experience in that scheme and do a great job. I felt like they did a great job today stopping the run, doing whatever they can, giving themselves a chance.

(on what he was most proud of about the offensive effort)

I guess just having momentum and kept it going. That's always a great feeling. You know, getting in drives, finishing drives, things going the way you want to as an offense. Everybody is being able to make plays. That is all you want as an offense, is everybody getting opportunities and taking advantage of them.

(on not getting too carried away with the two consecutive wins)

Just take it one win at a time, don't get too overwhelmed. Enjoy this one, come in and watch the film and be ready to get better, and when it is time to get ready for the next one, get ready.

(on the team displaying complementary football)

Yeah, I thought the defense played great. They did a great job, played hard

all four quarters. Special teams did a great job, plus the offense got the ball in the end zone, finishing drives. That's all you want, then play complementary football in all three phases and then let the momentum carry over and see the things you can improve on and get ready for that.

(on the offensive line battling through injuries)

Yeah man, those guys just stay prepared, staying ready, staying locked in all game. When it is an opportunity for them to come in, just come in and do your job. I feel like those guys did that. Just showed up for preparations through the week and I thought they did a good job.

(on being surprised with the score at end of first half)

Yeah, the mentality for it is whatever the score is, it's still 0-0, and you've got to go out there and finish the game in the second half. We have seen games where they have been down a lot and came back. So, we just focus on coming back out and keeping the momentum going, putting drives together and playing complementary football.

WIDE RECEIVER A.J. BROWN

(on how big it was for the passing game to lead the offense in the first half today instead of leaning on the run game)

For me, personally, I was just trying to make a play each and every time the ball came to me. You know, we try to just keep going and wear guys down at the end of the game. We got out to an early lead so, unfortunately, Derrick (Henry) can't break a long run like we would normally see, but he definitely has carried the team and he's going to continue to do that.

(on what today's performance means after a tough start to the season)

It means nothing. I tell myself I haven't done anything. I've got to keep getting better, got to keep working. I'm on to the next.

(on if Friday was the turning point for him after battling food poisoning)

Yeah, it was like on Friday that it got a lot better for me.

(on if he's been able to eat a lot of food over the last few days)

Not a lot, not a lot. A lot of fluids, though.

(on the confidence level to see what the team is capable of)

For the team, huge wins against two great opponents. You know, it's definitely going to give us momentum going into the game next week.

(on if this was one of the most complete team performances he's seen in a while)

I think we did well in all three phases today. Defense stepped up big time. They stopped them a lot. They've got some really good players over there. To hold them to three, that tells you everything you need to know. They had a really good day today on defense.

(on what was clicking for quarterback Ryan Tannehill and his passes today)

I don't know. The first ball, Ryan (Tannehill) literally dropped it in the bucket. You know, you'd have to talk to him. That was a great throw for him. He always does a good job of giving me the ball, on target. Like I said, he



SELECT TITANS POSTGAME QUOTES

couldn't put it in a better place the first one.

(on playing 60 percent of the snaps today and retaining his energy and fluids)

I was fine. I was fine. You know, some plays you get fatigued, but for the majority, I was fine. Definitely moving in the right direction.

(on momentum and flow in the passing game from Monday through today)

We definitely used the momentum. It's just the approach, a mentality we brought into this game. We started out pretty good and kept going and defense backed us up.

(on if he lobbied for the call to be looked at that was initially ruled incomplete)

Oh, for sure. I looked directly at him (Mike Vrabel). He told me to relax so he knew I wanted him to challenge it.

(on if the team put Monday night behind them and was ready for today's game)

I can't – to be honest, I don't know. I came (to practice) on Friday so that was my first time seeing the guys on Friday. But on Friday, I definitely feel we had the right mindset going into the game.

(on how much weight he lost and if he got it back)

I lost a couple of pounds. I'm still trying to get it back. It definitely was tough. You know, not practicing on Monday or Tuesday or Wednesday or Thursday. Just trying to get my wind up, prepare for the game. It definitely was tough but I'm headed in the right direction.

(on the team being close to a 'pick your poison' offense)

I don't like to – I don't want to say. I definitely think we are moving in the right direction. This is one game. We didn't win the Super Bowl today. We're not going to get a big head about one win.

(on if the back-to-back wins have put the league on notice about the Titans)

The league is going to do its thing. They are going to say, 'Look out for the Titans. They beat the Chiefs. They beat the Bills.' But, I mean, for us, it's week to week. It's a week-to-week league and it's tough. We've got to come in and we've got to go work every week. No matter what the gameplan is, like nobody knows who is going to win when you go out there. You can have the perfect gameplan and it can all go wrong. Like I said, it's a week-to-week league and we're going to try to stay focused and worry about next week against the Colts.

(on being impressed by the Titans defense)

Most definitely because those guys, they've got some really good guys over there. You know, to hold them to three, flying around, making tackles, doing whatever, picks, fumbles. Of course, I'm very impressed.

(on being up 7-0 early with the screen to running back Jeremy McNichols and how big of a moment that was)

Seems like Jeremy (McNichols) always comes up with some screens, comes up on third down with a screen. You know, he does a really good job and help converting. That gave us some momentum, you know, to not get a safety and get up out of there.

(on running back Derrick Henry being a stronger MVP candidate after today's touchdown)

I'm always going to say Derrick (Henry) for MVP. He got a throwing touchdown under his belt, a passing touchdown. Yeah, for sure, for sure. You've got to account for that.

(on keeping his bland menu)

I'm going to try not to. You know, I got to eat. You know I like to eat so we'll see.

(on it being impressive the team has so many injuries and still earns wins)

Injuries are part of the game. It's a next man up mentality in this league and for us. We've got guys who are stepping in and stepping up big time for us, plugging in, and we're just going to try to keep going.

SAFETY KEVIN BYARD

(on making plays to force Kansas City to turn the ball over and his forced fumble)

Trying to make plays, triggering on the quarterback on the scramble. All the time I was running over there, you know I was seeing bad, poor ball security. So I was thinking I could get close enough to try and hammer it out. And honestly it is something I work on weekly, working on weekly, and finally an opportunity to hammer the ball out, make a play for the team. It is just a great win.

(on what it says about the defense and how proud he is of holding Kansas City to a field goal)

It feels great, honestly it feels great. Probably since I have been here, the most complete win we have had from start to finish. Offense, defense, special teams just clicking on all cylinders. Just one of those things, many. It doesn't matter what you do previous weeks and stuff like that. Every single week you got to come out here and bring it, you got to prove it every single week so obviously we know how explosive that offense is, so to hold them to only three points you have to give a lot of credit to the defensive line. I mean, those guys were flying around, making plays, affecting the quarterback, forcing them into some mistakes and stuff like that. So, just hats off to my defense.

(on what it meant for the team to force turnovers)

It's incredible. I mean, when I am back there playing deep, I am watching those games, watching Nico (Denico Autry), Harold (Landry), and Jeff (Jeffery Simmons) and all those boys make plays. It's a great feeling. It's the type of stuff you love to watch. I mean, obviously, you know, kind of the lack of pass rush we had last year, to see those guys go hunting, just hunting, obviously it's a great feeling.

(on what was working well for the pass rush)

It was just understood that we had to come into the game and everything and we had to find a way to affect the quarterback, make some disguise coverages. Like you say, getting pressure on him, forcing him to make some mistakes and not give up the big play. I mean, obviously they got a couple of screens, got a couple of gadget trick plays, but we didn't give up anything big over the top of our heads and that was one of the biggest keys, just being physical. I think that is one thing that is not really talked about when we win games, you know people try to find all type of reasons why we are not going to win the next game or all that type of stuff, but they never talk about how physical we are as a team. Our offense, obviously with Derrick (Henry), they are going to be physical and it may not be pretty. I think I saw a stat last week that we have the most come-from-behind wins in the fourth quarter. That's because of the physicality and the way we play the game. It may not be pretty at first but toward the end of the game, that stuff wears on teams. So, like I said, it's great to have a win today.

(on if the team's confidence is higher after wins against two of the AFC's top teams)

Honestly our confidence is always high. There is not a team in this league that we don't feel we can't beat on any given Sunday. Power rankings, all that stuff doesn't really matter. If you come out here and you don't perform on Sunday, you are going to get your behinds whooped. But obviously, we know they are an explosive team and how great Kansas City is, but at the end of the day we felt like we can go out here and get a win and that's the bottom line. We don't really look at who's the best team here and there. They are not handing out Lombardi trophies in the middle of the season. So, we are not going to get caught up too much in this win, either. We are going to enjoy it tonight and get ready for a division match with the Colts on the road.

(on if it was important for the defense to prevent a late Kansas City score)

Absolutely it was. I was on the sideline the whole time like, 'Don't let them score.' I was talking about that late in the third quarter. When we were on the field, I was saying we can't give up any more points. It's just not about just – it is about getting a W, don't get me wrong. But as a defense, no matter what the score is, they get three points, we are not letting them score again. We want to dominate people. That's the kind of mentality, the standard we need to have and now we put it on tape and we have to prove

SELECT TITANS POSTGAME QUOTES

it every Sunday.

(on the team's performance despite the loss of several players to injury)

Yeah, I am talking about the resiliency of this team, and just – we talk about it even in the locker room. If you are up and you've got a jersey on, got shoulder pads on, you are going to be treated like a starter. So, you got a guy like (Greg) Mabin, who just got signed this week, played meaningful snaps. Nobody panics on the sideline. When they make a play, 'Hey, we are going to regroup, calm down, keep our composure and keep playing ball.' So, hats off to those guys, hats off to the defense, and hats off to the entire team because this is truly a team win

(on the role of being an underdog)

You see week in and week out, I don't think there is a game that we're not usually an underdog against, especially when we are talking about top teams. Since I have been here, I haven't a losing season since I have been in this league. So, we are a winning football team and things may not be pretty, might be 9-7 and all stuff like that, but we feel we can beat any team in this league and we are not trying to prove – no disrespect to the media, the world, or anybody around, that we are the best team. We are not trying to prove anybody wrong. We are trying to prove ourselves right because we know who we are in this building. We know we have the resiliency, just the confidence we play every single with and that's what I told the guys at the end of the game. We are just going to keep handling our business. We are not going to get caught up with this win, beating two great teams and now thinking of swelling ourselves a little bit. We are not even caught up in that. We are going to keep handling our business.

(on seeing the growth of the offense)

I think as the year goes on you play against different teams, gameplans are different, matchups and stuff like that. But I will say, it was great to see those guys start super fast. I know that is something they talked about early in the week that we had to start fast early in games. Honestly, just being on the sidelines watching those guys keep running the clock. I mean, I think before that last drive, time of possession really favored our way. So being on the sidelines, just chilling, keeping 15 (Patrick Mahomes) off the field is a great feeling for the defense.

OUTSIDE LINEBACKER BUD DUPREE

(on the defense's performance against the Chiefs)

We put a good performance together as a unit and as a whole. We had a gameplan coming into the game where we didn't want to allow many escape lanes. He was still able to get outside of the pocket, at the end of the day he is a great quarterback, so he is going to make plays. We just try to contain it as best as we can.

(on forcing turnovers)

We emphasize that in practice and it is something we harp on. We have to make sure we go out there and do that and do our job.

(on taking pride in being the first defense to not allow a Kansas City touchdown since Chiefs quarterback Patrick Mahomes became the starter)

We take pride in that. We knew the challenge we were getting ourselves into the whole week. These guys, that is a great team and at the end of the day you can't count those guys out. (Patrick) Mahomes is always making plays, Tyreek (Hill) is always that type of guy and (Travis) Kelce, so you can never count those guys out. For us to contain those type of big plays when they have that capability it is always great.

(on the secondary and how well they did today)

Rushing and coverage work together. When we do a good job, they do a good job. When they do a good job, we do a good job. We have to make sure we continue that and continue to get better and better each week.

(on different guys getting sacks and getting into the mix)

It is great when guys are flying around and making plays. Everybody is taking pride in it and we all want one thing and that is to win. As the season continues, we will start to find our cohesiveness better together. We will start to understand guys, how they like to play, how they like to rush, the inside guys start making moves off of us because we are being cohesive, and they know exactly what we are doing in the moment. That is how you build that chemistry.

(on forcing turnovers and how much it shifts momentum)

It is a great momentum shift. Derrick (Henry) and (Ryan) Tannehill played great. A.J. (Brown) and Julio (Jones), and let's not forget the O-line. The O-line is banged up, but they are still going out there moving guys, getting a good push and controlling the time of possession. We have to tip our hats to those guys and continue giving the ball to those guys as much as we can.

(on the energy of the defense)

The energy is always good when you come into a big-time game, or you are able to step on to the football field, it is a blessing. We just have to continue to find the energy within ourselves, give the fans involved, making big plays so we can celebrate, and it will be a great time.

(on if they felt like they were frustrating Chiefs quarterback Patrick Mahomes)

Definitely. That was the whole gameplan. Don't let (Patrick) Mahomes be (Patrick) Mahomes. He is a stud of a player, the best in the league at what he does. You have to control him as much as you can.

(on what was working for the defensive line)

We were just pinpointing what we were going to do and where we were going to be at. That is what makes it special. (Denico Autry) is one of a kind, he can rush inside or outside. (Jeffery Simmons) is a bruiser, he is going to dominate any chance he gets. Harold (Landry III) is going to come with speed, and me and Harold (Landry III), it is just all about timing.

(on if there is communication amongst the defensive line when twists and combinations are going to be used)

We talk about it beforehand and know it going into a game. We try and see exactly what we can do with those guys, especially with a front like that and a quarterback like (Patrick) Mahomes. When he escapes, it turns into big-play capability. We have been playing those kinds of guys since the start of the season starting with Arizona, Seahawks, Josh Allen, even (Zach Wilson). They escape and make plays down the field, so we have to be able to contain them and keep them in the pocket.

(on if this was the most explosive he has felt in a game this season)

Each week I feel like I am getting better and better. I just have to continue to get better in my strengthening each week. Trust the process, trust what the trainers are doing with me, don't get too frustrated, and just know it is a marathon and not a sprint.

(on the improvement of the defense over the last few weeks)

It starts in practice. (Coach Mike) Vrabel challenges us every day. We have to go into practice and make sure we continue to work.

(on if the defense was targeting the ball security of the Chiefs)

Any time guys who get outside of the pocket and try to make big plays like he does, they are always going to have ball security problems just because they are always looking for a big play. We just had to take advantage of the opportunity.

(on if he sees the same qualities in the pass rushing game as he saw when he was with the Pittsburgh Steelers)

Definitely. It is a team effort. Inside and outside. Denico (Autry), (Jeffery Simmons), me, Harold (Landry III), and Ola (Adeniyi) rotating guys and coming in and trying to be hot.

DEFENSIVE LINEMAN DENICO AUTRY

(on the defense getting pressure on Chiefs quarterback Patrick Mahomes)

That was the number one key this week, put pressure on the quarterback. That's what we went out this week and practiced. Getting to the quarterback.

(on the defense getting turnovers today against the Kansas City offense)

It was great for the guys to get those turnovers that we hadn't been getting. That's what we're here for. That's what the defense is here for, to get the ball and give it back to the offense so they can execute, score with it. So, it was great.

(on the defense covering receivers and rushing the passer today)

SELECT TITANS POSTGAME QUOTES

***(against the Chiefs)***

It was major. I really can't see behind me, but I noticed it was happening, because he (Patrick Mahomes) was just standing there, looking for someone to open. It's major, showing that everybody can rush, from all four spots.

(on if the last two weeks were what he envisioned when signing with Tennessee)

I just knew it was a great team and I just wanted to come be a part of that.

(on if it helps knowing he has the confidence of the coaching staff)

It helps a lot, but at the end of the day, I just come to do my job and be a pass rusher.

(on if facing two good quarterbacks in consecutive weeks caused him to elevate his game)

Somewhat. I just knew we had to put pressure on both of the two quarterbacks we faced the last two games, so it was major.

LINEBACKER RASHAAN EVANS***(on the outcome of the game and the defense's performance)***

It felt good. Just defensively as a whole, it was a beautiful site to see, seeing everybody out there make plays. Whenever you see something like that, it is just contagious. I figure that if we keep this kind of energy up, take it into the next game, continue to do the things that we are doing now, great outcomes are going to come all the time.

(on if he was surprised about how lopsided the score was)

No, we weren't surprised at all to be honest, just because of the work we put in throughout the week. Coach (Mike Vrabel) constantly harps on us to not be surprised about how comfortable it is. Especially when you do what you're supposed to do. All the countless hours of meetings, all the countless hours in practice, that is when it shows up in the game and that is what you saw today.

(on what was going through his head when he made the interception)

I got to give a big shoutout to David (Long Jr.). He played a hell of a game. Whenever you have (line)backers that are comfortable with the ball like that, you feed off each other and it is a beautiful site to see. Definitely looking forward to making more big plays like that.

(on the pressure the defensive front had today and how much easier it makes his own job)

I got to give my shoutout to the D-line once again. Those guys, they make the play. Whenever you get that type of pass rush, whenever you get that type of pressure on a great quarterback like Patrick Mahomes, it helps the linebackers, and it helps the DBs to make plays like we made today. We have to give great credit to big guys up front because they had a hell of a game.

(on the complementary effort by the defense in today's game)

I think the biggest thing is the mindset going into this game and the energy we had. It was contagious amongst each and every player out there that was out there. It felt like every player that was out there was making plays. It is a beautiful thing when you start to see things click right at the right time in the middle of the season going against these top-notch teams. You just want to make sure you keep doing the same things that you have been doing. By all means, we are humble people, we are humble guys and hungry. This is just another game for us to build off on and we are looking forward to next week.

(on the pride he takes in not giving up any touchdowns)

We take a lot of pride in that. We definitely want to celebrate the small wins, especially when you are able to stop a guy like Patrick Mahomes who has had a lot of success in the league and still will have success in the league in the future. Just as a defense, we want to make sure we continue to be the same energy, continue the same work ethic that we got. We are humble, we are hungry, and we are looking forward to next week.

(on being around the football so often in the game against the Chiefs)

It felt like old times again. Last time we played those guys it was that type of outcome, and we went pretty far. Just want to make sure we focus in on the things that we have to do. We don't want to get too cocky, don't want to get too happy about things, we want to stay neutral, keep working hard like we have been doing and looking forward to next week.

(on the character of this team)

It shows you the perseverance in these guys. We have a lot of guys banged up and a lot of guys were out there playing hurt. It just lets you know the type of caliber as a team we have. The mindset of these guys, the type of grit and grind these guys have to be able to continue each week to be able to go out and play under the conditions that they are playing under. Have to give a big shoutout to those guys that are playing hurt and the guys who are still trying to get out there. Just happy for the team overall, happy for the guys that made plays, happy for the guys that are getting better. Hopefully as we move on to each week we get better and better.

(on being able to force more turnovers as a defense)

I was talking at the beginning of the season about splash plays. You just have to be able to almost be patient with yourself and be patient as a defense to know that it is going to come at some point. Many times we try to go after the ball, as many times as we try to disguise and do different things to try to keep offenses like the Chiefs on their heels, they tend to come when it is the right time. Just really happy about these guys going out there to do the things they did.

CENTER BEN JONES***(on adjustments along the offensive line during the game due to injuries)***

You have to go in there, no matter who is in there, you have to execute. You have to go out there and play at a high level and that's what we did. We won the game. Our defense played lights out. Those kinds of games you want to win at home. It was a big time game and we answered.

(on the offense staying on the field with sustained drives and scoring points)

We've been looking for a complete game on offense, defense, special teams, and today was one of those days. Brett (Kern) punted lights out. Defense, I can't talk enough about them, the way they got after them. They played every snap no matter what, and we scored in the first half. We need to better in the second half, but we went out and took care of business today.

(on if today's game was the best overall team performance of the season)

We played our best ball. That first half was what Titans football is all about. We played well on defense, well on offense, and in the second half, the defense wouldn't let them get in the end zone. We grinded it out and took up a lot of clock in the second half, and we won the way we wanted to.

(on how big it was to convert the early third down when the offense was leading 7-0 but pinned deep in their own territory)

Third-and-long, you want to get out of being backed up. Because if you're not, you're turning the ball over, giving the ball back, and it's usually points

SELECT TITANS POSTGAME QUOTES



with a short field. We were able to execute, get it down and move the ball, go down there and score. Flipping the field and scoring on that, being backed up, that was a huge drive for us.

(on the offense showing they can win in multiple ways today without running back Derrick Henry needing to rack up over 100 yards)

We have to go out there and execute no matter what. As an offensive line we want to run the ball, but 17 (Ryan Tannehill) played well. We had receivers making plays. When you've got everybody in the box other guys get open, and those guys made plays today and made us look good on offense.

(on if the offense was fired up after receiving the playcall for Derrick Henry to throw a touchdown)

Always. Anytime 'Two Two' (Derrick Henry) is getting the ball, no matter how he's getting it, we're always fired up as offensive linemen. He takes care of us and we want to take care of him.

(on if Derrick Henry throwing touchdowns could help him win the league's MVP award)

He's always MVP in our book. We love Derrick (Henry) to death. He's the heart and soul of our offense and everybody knows that in this league. So we want him to get the ball as many times as possible.

(on the Titans facing two good teams in seven days and getting two wins)

We are battle tested. You've got two division winners we were playing back-to-back and we had our fans show up two weeks in a row. That's what it is. That's playoff football we were playing right here in October. We've been in those games two years ago, and we answered today. You can be humbled any week, so we have to bring it every week in this league.

OUTSIDE LINEBACKER HAROLD LANDRY III

(on being able to apply pressure to Chiefs quarterback Patrick Mahomes)

It is awesome. We just know what we are capable of on the defensive side of the ball. We just have so much belief and confidence that we are capable of what we put out there. Just have to keep doing what we are doing. That performance out there could be more consistent.

(on being able to force turnovers)

It was big. It has definitely been a point of emphasis for us throughout the year. Every week we are working on that aspect, and I think guys are focused on it and we were able to do it. It is big especially when you are going up against a dynamic and explosive offense like the Chiefs.

(on taking pride in being the first defense to not allow a touchdown since Chiefs quarterback Patrick Mahomes became the starter)

It is definitely an awesome accomplishment. With guys like Jeffery Simmons in the middle and (Denico Autry), it definitely makes things easier on the edge. It is a huge accomplishment. (Patrick) Mahomes is a great quarterback and they are a great team. We are definitely going to celebrate

this one tonight and then move on.

(on how important it is for the front four on defense to get pressure and push the line)

I feel like we played defense today just together. I feel like the back end was covering awesome and I feel like we were rushing relentlessly. That was one of the keys of the game for us on defense was to rush relentless. Everyone just did their part and it worked out.

(on the character of this football team after picking up the win on a short week)

The biggest thing for us this week to was dial it in, like who we are. We had a big win against the Bills, and we wanted to come out and prove that it was not just a one-time thing. It was a great team win.

(on if it was emphasized this week to prove that Monday's win was not a one-time thing)

Yeah. That was the message this week to prove that it was not just a one-off thing, and we are a team to be reckoned with every single week. If we go out there and play our brand of football, we have a great chance to win.

(on if he felt like his sack was building throughout the game)

It is just about being relentless, and I felt like today we were all just feeding off of one another. It is awesome to see guys and seeing us as a whole eat. It is just an awesome feeling. It is awesome being in the locker room with all those guys and just talking about it and chatting it up. It is awesome for all of us to be out there eating. That is what it is all about, we are supposed to feed off of one another.

(on the job the secondary did against the Chiefs)

They did an awesome job. There were multiple times where (Patrick) Mahomes held the ball and I can't see what is going on behind me, so I assume it was because they were trapping. Hats off to them. Like I said, I thought it was great team win and we definitely played together.

(on the game next week against the Indianapolis Colts)

We have just to do what we have been doing. Celebrate the win but then get back to work. Focus on improving, because the teams that win late and in the middle of the season are the teams that keep improving. We just have to focus on that and prepare like we have been doing.

DEFENSIVE BACK DANE CRUIKSHANK

(on holding the Chiefs to zero touchdowns for the first time since Chiefs quarterback Patrick Mahomes became the starter)

This is our house. We feel like we have to protect our house, you know what I'm saying? We came in with a great gameplan. Everybody was aware and alert. I'm sure there are things we are going to watch on film that we could have corrected. Everybody played as one unit. When you play like that, this is the outcome.

(on how much easier the secondary's job was with the Titans front seven applying pressure)

Most definitely, I tip my hat to those guys. Week in and week out those guys continue to show up and play their butts off. We try to back them up and make plays on the ball as much as we can, but obviously it works hand-in-hand. They do their job up front and it makes our job easier in the back.

(on the Titans winning back-to-back emotional games at home against two good teams)

Since I've been on this team, we've always had a chip on our shoulder. I feel like we have not always been respected in this league, and we're trying to earn that respect, game by game. But like I said, we all believe in this unit, in this team, and in this organization. We just continue to go out there every Sunday or Monday or whatever it is, and just try to prove to everyone that we're here, and we're here to stay.

(on the defense being successful after facing two of the league's premier quarterbacks in consecutive weeks)

We come into every game and we don't care who the quarterback is. Obviously, I tip my hat to those guys who are great players. But it doesn't matter who we are facing. We are going to have a great gameplan. We're going to try to execute. We're going to go out and play hard, and play as a unit, and that's what we did today.

EVP/GENERAL MANAGER JON ROBINSON

[Video: Jon Robinson recaps the 2021 preseason](#)

[Robinson Talks About Trade for Julio Jones](#)

[From the Senior Bowl: Jon Robinson Looking for Titans in Mobile](#)

[Video: Titans GM Jon Robinson on Social Justice](#)

[Video: Jaimie Robinson's Work with Diabetes Nonprofit JDRF](#)

[JDRF Event a Success, with Help of Titans GM Jon Robinson](#)



Jon Robinson was hired as Titans general manager on Jan. 14, 2016 after spending two years as director of player personnel for the Tampa Bay Buccaneers. Nearly one year later, on Jan. 5, 2017, he was promoted to executive vice president/general manager.

In his first five seasons on the job, the Titans finished with four consecutive 9-7 records followed by an 11-5 mark in 2020. It was the first time the organization produced at least five consecutive winning seasons since a seven-year run of winning records from 1987–1993. The Titans, Seattle Seahawks and Kansas City Chiefs were the only NFL teams without a losing season from 2016 to 2020.

Robinson became only the second general manager in franchise history whose first five teams finished above the .500 mark, joining **Mike Holovak** (1989-93).

Robinson's work helped the team go from three wins in the season prior to his arrival (2015) to a divisional round playoff finish following the 2017 campaign. He became the fifth general manager in franchise history to have the team in the playoffs within his first two full seasons.

Then, in 2019, the team he constructed advanced to the AFC Championship game. It was the organization's first appearance in the conference title game in 17 seasons (2002).

In 2020, Robinson and the Titans clinched the 2020 AFC South title with an 11-5 record in the regular season, claiming their best record and first division title since going 13-3 in 2008. They did so while navigating the challenges associated with the COVID-19 pandemic.

Robinson has overseen a nearly complete overhaul of the roster during his tenure. In six drafts as general manager from 2016 to 2021, he selected 48 total players, and 23 of those players were still with the organization through the 2021 offseason. The only members of the roster who predated Robinson at that time were punter **Brett Kern** and tackle **Taylor Lewan**. During that same time period (through June 2021), he engineered 26 trades and made 12 waiver claims.

2021: After the NFL's new league year began in March, the Titans struck several deals with veterans in the initial days of free agency. The incoming players included Pittsburgh Steelers outside linebackers **Bud Dupree** and **Ola Adeniyi**, New Orleans Saints cornerback **Jackrabbit Jenkins**, Indianapolis Colts defensive lineman **Denico Autry**, New York Jets safety **Matthias Farley**, Los Angeles Rams wide receiver **Josh Reynolds**, Browns tackle **Kendall Lamm** and Baltimore Ravens long snapper **Morgan Cox**.

The Titans also re-signed several of their own free agents: tight ends **Anthony Firkser** and **Geoff Swaim**, tackle **Ty Sambrailo** and inside linebacker **Jayon Brown**.

During the 2021 NFL Draft, Robinson led the selection of eight total players, beginning with Virginia Tech cornerback **Caleb Farley** with the 22nd overall selection in the first round. In the second round, the Titans chose North Dakota State tackle **Dillon Radunz**, followed by Georgia linebacker Monty Rice and Washington defensive back **Elijah Molden** in Round 3.

Perhaps the most notable transaction of the organization's 2021 offseason was the trade for wide receiver **Julio Jones** on June 9. Robinson dealt draft picks in 2022 (second round) and 2023 (fourth round) to the Atlanta Falcons in exchange for Jones and a 2023 sixth-rounder. Through 2020, Jones' average of 95.5 receiver yards per game ranked first in NFL history, and he is Atlanta's all-time career leader in receptions (848), receiving yards (12,896) and 100-yard receiving games (58).

2020: Early in 2020, the Titans reached an agreement on a multi-year contract to keep quarterback **Ryan Tannehill** in Tennessee. The Titans also re-signed tackle **Dennis Kelly**, who would go on to start all 16 games at right tackle.

After initially placing the franchise tag on running back **Derrick Henry**, the Titans and Henry were able to come to an agreement on a multi-year contract extension in July 2020.

Tannehill responded with 16 starts for the first time since 2015 and produced one of the best seasons of any quarterback in franchise history. He finished in the top five of several of the organization's single-season record lists with 40 total touchdowns (first), a 106.5 passer rating (second), 3,819 passing yards (third) and 33 touchdown passes (tied for second).

Robinson acquired Tannehill for the Titans in a 2019 trade with the Miami Dolphins, and in the quarterback's first two seasons with the team, he led the Titans to two playoff appearances. From the time he took over as the Titans' starter in Week 7 of 2019 through the end of 2020, Tannehill's 111.3 passer rating ranked third in the NFL behind only **Drew Brees'** 112.3 and **Aaron Rodgers'** 111.7. Tannehill's 2020 successes followed a 2019 season in which he led the NFL and set franchise records with a 117.5 passer rating and a 9.6-yard passing average. In addition to being named to his first Pro Bowl, he earned the 2019 Associated Press Comeback Player of the Year Award.

After securing his multi-year extension, Henry produced one of the greatest seasons in NFL history by a running back. He led the NFL in rushing for the second consecutive season with 2,027 rushing yards, which was only the eighth 2,000-yard rushing season in league annals, and also paced the league with 17 rushing touchdowns. He was recognized with the Associated Press Offensive Player of the Year Award.

Henry, a second-round pick by Robinson in 2016, led the Titans in rushing every season from 2017 through 2020, during which time he also led the NFL with 5,370 total rushing yards. In 2019, he won his first of two consecutive NFL rushing crowns with 1,540 yards and tied for the NFL lead with 16 rushing touchdowns.

In the 2020 NFL Draft, the Titans had six total picks, including Louisiana State cornerback **Kristian Fulton** in the second round (61st overall) and Appalachian State running back **Darrynton Evans** in the third round (93rd overall).

2019: Near the beginning of the 2019 free agent signing period, Robinson worked quickly to add several veterans from other teams who played key roles, including Tannehill and former Rams guard **Rodger Saffold**. Robinson also worked to re-sign safety **Kenny Vaccaro** and punter **Brett Kern**.

Then, in the 2019 NFL Draft, Robinson directed the selection of six total players, including Mississippi State defensive lineman **Jeffery Simmons** in the first round (19th overall), Ole Miss wide receiver **A.J. Brown** in the second round (51st overall) and Charlotte offensive lineman **Nate Davis** in the third round (82nd overall).

In his first two seasons, Brown led the Titans in every major receiving category, totaling 122 catches for 2,126 yards and 19 touchdowns. He became the 11th NFL player to reach 1,000 receiving yards in each of his first two NFL seasons and the first player to do so since **Michael Thomas** (2016-17). From 1970 through 2020, Brown and **Randy Moss** were the only players to post at least 120 receptions and 19 touchdown catches while averaging 17.0 yards per reception in their first two seasons. He was named to the Pro Bowl in 2020 after totaling 70 receptions for 1,075 yards and 11 touchdowns.

As a rookie, Brown ranked first among rookies in receiving yards (1,051), tied for the rookie lead in touchdown receptions (eight) and placed fifth in receptions (52). Among all NFL players in 2019—rookies and veterans—Brown finished second in receiving average (20.2), behind only the Los Angeles Chargers' **Mike Williams** (20.4).

2018: The Titans' 2018 free agent class included Pro Bowl cornerback **Malcolm Butler**. In his three seasons in Tennessee, Butler played in 41 games (36 starts) and totaled nine interceptions. In early August 2018, the Titans signed Vaccaro, who went on to start 42 games over his three seasons with the club.

Robinson's 2018 draft class was comprised of four players after he used multiple trades to go up and get his targets. It included first-round linebacker **Rashaan Evans** from Alabama (22nd overall pick) and second-round outside linebacker **Harold Landry III** from Boston College (41st overall). Evans started all 32 games from 2019 to 2020, and in 2019 he led the team with 139 tackles. Landry appeared in 47 games (35 starts) in his first three seasons, and his 19.0 sacks from 2018–2020 (nine in 2019) ranked first on the team.

2017: During the 2017 offseason, Robinson used free agency to address needs on defense and special teams. Most notably, he spearheaded deals for cornerback **Logan Ryan** (New England) and special teams contributor and 2017 Pro Bowler **Brynden Trawick** (Oakland).

In the 2017 NFL Draft, Robinson spent first-round picks on wide receiver **Corey Davis** (fifth overall) and cornerback **Adoree' Jackson** (18th overall). It marked the first time the franchise had a pair of first-round draft selections since 1987. The Titans' 2017 draft haul also featured tight end **Jonnu Smith** in the third round and linebacker **Jayon Brown** in the fifth round.

The 2017 Titans advanced to the playoffs for the first time since 2008. Robinson became the fifth general manager in franchise history to have the team in the postseason within his first two full seasons.

2016: In his first year as an NFL general manager, Robinson's leadership and decision-making helped the Titans triple their win total from the previous season, finishing 9-7 in 2016 after a 3-13 finish in 2015. The six-win improvement tied for the most in franchise history (1967 and 1974) and doubled the previous club benchmark for the most wins in the first year under a new general manager (three by **Bum Phillips** in 1975).

Within the first four months at his post, Robinson pulled the trigger on several key personnel decisions. On March 9, 2016, he made his first major acquisition, swapping fourth-round draft picks with the Philadelphia Eagles in exchange for running back **DeMarco Murray**. The trade provided major dividends in 2016, as Murray led the AFC and ranked third in the NFL with 1,287 rushing yards.

Around the same time, Robinson began to work the free agent market. Center **Ben Jones** and wide receiver **Rishard Matthews** highlighted the haul, and both were instrumental in helping to transform the Titans offense into the 11th-ranked unit in the NFL.

On April 14, 2016, two weeks before the NFL Draft, Robinson and the Titans dealt the first overall pick to the Los Angeles Rams in one of the biggest trades in recent NFL history. The Titans gave up the No. 1 pick and a fourth-rounder in order to receive the 15th overall pick, two second-rounders and a third-rounder in 2016, plus the Rams' first- and third-round picks in 2017. From 1990–2015, there were seven trades involving the No. 1 overall pick, but this was the first since 2004, when the San Diego Chargers selected **Eli Manning** with the first pick and dealt his rights to the New York Giants.

The Titans had their hands at one point or another on 17 selections in the 2016 draft due to five different trades (including one trade in 2015), and in the end, they ended up with a class of 10 players, including four of the top 45 picks. Robinson swung a draft-day trade with the Cleveland Browns to move back up to the eighth slot to choose Michigan State tackle **Jack Conklin**.

All 10 members of Robinson's first draft class played in at least one game in 2016. They accumulated a total of 110 games played and 38 starts, including 16 starts at right tackle by Conklin. The eighth-overall pick capped his successful rookie campaign by being named first-team All-Pro by Associated Press.

Third-round safety **Kevin Byard** earned first-team All-Pro honors in his second campaign. He ranked second in the NFL from 2017–2020 with 18 total interceptions also was named to the Pro Bowl in 2017.

PRIOR HISTORY: Robinson arrived in Tennessee with a wide range of experience from working his way up on the personnel side of the NFL. From 2014–2015, he served as director of player personnel for the Buccaneers and oversaw both college and pro departments as the team rebuilt its roster. The 2015 Buccaneers draft class made a significant impact, including four rookie starters: quarterback **Jameis Winston**, tackle **Donovan Smith**, guard **Ali Marpet** and linebacker **Kwon Alexander**.

Prior to joining Tampa Bay, Robinson spent 12 years with the New England Patriots, including his last five years (2009-13) as the director of college scouting. In the five years heading up their college scouting, the Patriots added a number of key components to their roster that won the Super Bowl in 2014, including wide receiver **Julian Edelman**, defensive back **Devin McCourty**, tight end **Rob Gronkowski**, tackle **Nate Solder** and defensive end **Chandler Jones**. He joined the Patriots as an area scout in 2002, a role he served for four seasons. Robinson then spent two years (2006-07) as a regional scout, before being promoted to assistant director of college scouting in 2008 and then director of college scouting in 2009. In his time scouting for the Patriots the team won 10 division titles, four conference titles and two Super Bowls (2003, 2004).

Robinson played three years at Southeast Missouri State as a defensive lineman after starting his college career at the Air Force Academy. Following his college career as a player, he spent one season



Click to play the latest episode of "Out of Bounds," a new lifestyle and sports podcast from Jaimie Robinson and Abby Flittner.

(1998) coaching at his alma mater and three years (1999-2001) coaching at Nicholls State.

A native of Union City, Tenn., Robinson and his wife, Jaimie, have two daughters, Taylor and Bailey.

JON ROBINSON'S BACKGROUND:

- 2017-21:** Tennessee Titans - Executive Vice President/General Manager
- 2016:** Tennessee Titans - General Manager
- 2014-15:** Tampa Bay Buccaneers - Director of Player Personnel
- 2009-13:** New England Patriots - Director of College Scouting
- 2008:** New England Patriots - Assistant Director of College Scouting
- 2006-07:** New England Patriots - Regional Scout
- 2002-05:** New England Patriots - Area Scout
- 1999-01:** Nicholls State - Assistant Coach
- 1998:** Southeast Missouri State - Assistant Coach

FIVE YEARS, THREE PLAYOFF BERTHS

Jon Robinson constructed a roster that produced five consecutive winning seasons in Robinson's first five years on the job, including 2020. The club went 9-7 in 2016, 2017, 2018 and 2019 with postseason berths following the 2017 and 2019 campaigns. Then, in 2020, the Titans finished the regular season 11-5 and won the team's first division championship since 2008.

Robinson is only the second general manager in franchise history whose first five teams finished above the .500 mark, joining **Mike Holovak** (1989-93).

He is also the second general manager in team annals who has helped guide the club to three playoff berths in his first five seasons. Holovak did so in each of his first five years.

Most winning seasons in a general manager's first five seasons, franchise history:

New GM	1st 5 Seasons (or fewer)	Seasons Over .500	Playoff Seasons	5-Year Total			Pct
				W	L	T	
Mike Holovak	1989-93	5	5	51	29	0	.638
Jon Robinson	2016-20	5	3	46	33	0	.582
Bum Phillips	1975-79	4	2	44	30	0	.595
Mike Reinfeldt	2007-11	3	2	46	34	0	.575
Don Suman	1961-62 (2)	2	2	21	6	1	.768
Don Klosterman	1966-69 (4)	1	2	25	28	3	.473
Floyd Reese	1994-98	0	0	33	47	0	.413
Ruston Webster	2012-15 (4)	0	0	18	46	0	.281
Ladd Herzeg	1981-85	0	0	18	55	0	.247
Sid Gillman	1973-74 (2)	0	0	8	20	0	.286
Carroll Martin	1964-65 (2)	0	0	8	20	0	.286
Frank "Pop" Ivy	1963 (1)	0	0	6	8	0	.429
John Breen	1971-72 (2)	0	0	5	22	1	.196

TITANS FOOTBALL ADMINISTRATION/ PLAYER PERSONNEL STAFF

Jon Robinson	Executive Vice President/General Manager
Vin Marino	Vice President of Football Administration
Ryan Cowden	Vice President of Player Personnel
Monti Ossenfort	Director of Player Personnel
Brian Gardner	Director of Pro Scouting
Jon Salge	Director of College Scouting
Kevin Turks	Assistant Director of Pro Scouting
Jay Thomas	Personnel Analyst
Mike Boni	National Scout
Dale Thompson	National Scout
Blaise Taylor	Pro Scout
Brandon Taylor	Pro Scout
Casey Callahan	College Scout
Patrick Callaway	College Scout
T.J. Earley	College Scout
Matt Miller	College Scout
Tom Roth	College Scout
Wes Slay	College Scout
Rob Riederer	Pro Scouting Coordinator
Patrick Woo	Scouting Coordinator
Mical Johnson	Scouting Assistant
Max Curtis	Executive Assistant to EVP & General Manager/Football Administration Coordinator
Adam Bondi	Lead Developer of Football Technology
Matt Iammarino	Asst. Developer, Analytical Football Research

FIVE CONSECUTIVE WINNING SEASONS

With an 11-5 record during the 2020 regular season, the Titans recorded their fifth season with a winning record in five seasons since **Jon Robinson** was hired as general manager.

In the "Titans era" (1999–present), it marks the first time the team has had as many as three consecutive winning campaigns.

With their 2020 mark on top of their 9-7 marks every season from 2016 through 2019, the Titans built the third-longest active streak of winning seasons in the NFL.

Most current consecutive winning seasons:

Team	Total	Seasons
1. Seattle Seahawks	9	2012–2020
2. Kansas City Chiefs	8	2013–2020
3. Tennessee Titans	5	2016–2020
4. New Orleans Saints	4	2017–2020
Los Angeles Rams	4	2017–2020
Baltimore Ravens	4	2017–2020

TO THE PLAYOFFS IN YEAR 2

In January 2016, Titans controlling owner **Amy Adams Strunk** hired general manager **Jon Robinson**, who helped turn the Titans into a playoff team by his second season.

Robinson became the fifth general manager in franchise history to have the team in the playoffs within his first two full seasons.

Titans/Oilers general managers in the playoffs within their first two full seasons:

Head Coach	First Full Season as General Manager	Postseason Berths in First Two Seasons
Jon Robinson	2016	2017 (Year 2)
Mike Reinfeldt	2007	2007, 2008 (Years 1 & 2)
Mike Holovak	1989	1989, 1990 (Years 1 & 2)
Don Klosterman	1966	1967 (Year 2)
Don Suman	1961	1961, 1962 (Years 1 & 2)

UNRESTRICTED FREE AGENCY UNDER ROBINSON

2021

Free Agents Signed	Former Team
OLB Ola Adeniyi	Pittsburgh
DL Denico Autry	Indianapolis
LB B.J. Bello	L.A. Chargers
WR Fred Brown	Denver
DT Trevon Coley	N.Y. Jets
LS Morgan Cox	Baltimore
T Christian DiLauro	Pittsburgh
OLB Bud Dupree	Pittsburgh
S Matthias Farley	N.Y. Jets
DT Woodrow Hamilton IV	Carolina
DT Bruce Hector	Carolina
RB Brian Hill	Atlanta
CB Jackrabbit Jenkins	New Orleans
CB Kevin Johnson	Cleveland
DT Abry Jones	Jacksonville
CB Chris Jones	Minnesota
T Kendall Lamm	Cleveland
WR Kalija Lipscomb	Green Bay
CB Greg Mabin	Jacksonville
LB Justin March-Lillard	Dallas
CB Kevin Peterson	Arizona
WR Josh Reynolds	L.A. Rams

Free Agents Lost

Free Agents Lost	New Team
OLB Jadeveon Clowney	Cleveland
WR Corey Davis	N.Y. Jets
DE Matt Dickerson	Las Vegas
G/C Jamil Douglas	Buffalo
DT DaQuan Jones	Carolina
DB Joshua Kalu	N.Y. Giants
CB Desmond King	Houston
CB Chris Milton	N.Y. Giants
TE MyCole Pruitt	San Francisco
WR Kalif Raymond	Detroit
TE Jonnu Smith	New England
CB Tye Smith	Minnesota

2020

Free Agents Signed	Former Team
OLB Vic Beasley Jr.	Atlanta
DB Ibraheim Campbell	Green Bay
DL Jack Crawford	Atlanta
LB Nick Dzubnar	L.A. Chargers
CB Johnathan Joseph	Houston
RB Seniorise Perry	Buffalo
T Ty Sambrailo	Atlanta

Free Agents Lost

Free Agents Lost	New Team
T Jack Conklin	Cleveland
WR Darius Jennings	L.A. Chargers
DL Austin Johnson	N.Y. Giants
QB Marcus Mariota	Las Vegas
CB Logan Ryan	New York Giants
WR Tajaé Sharpe	Minnesota
CB LeShaun Sims	Cincinnati

2019

Free Agents Signed	Former Team
DL Frank Herron	New England
TE Ryan Hewitt	Indianapolis
WR Cody Hollister	New England
WR Adam Humphries	Tampa Bay
G Rodger Saffold	L.A. Rams
DL Brent Urban	Baltimore
OLB Cameron Wake	Miami

Free Agents Lost

Free Agents Lost	New Team
TE Luke Stocker	Atlanta
G Quinton Spain	Buffalo

2018

<u>Free Agents Signed</u>	<u>Former Team</u>
CB Malcolm Butler	New England
WR Michael Campanaro	Baltimore
LB Will Compton	Washington
QB Blaine Gabbert	Arizona
RB Dion Lewis	New England
S Kendrick Lewis	Baltimore
DL Bennie Logan	Kansas City
G Kevin Pamphile	Tampa Bay
OL Xavier Su'a-Filo	Houston
S Kenny Vaccaro	New Orleans
WR Nick Williams	Atlanta

<u>Free Agents Lost</u>	<u>New Team</u>
DB Curtis Riley	N.Y. Giants
QB Brandon Weeden	Houston
LB Avery Williamson	N.Y. Jets
G/C Brian Schwenke	New England
WR Eric Decker	New England

2017

<u>Free Agents Signed</u>	<u>Former Team</u>
LB Daren Bates	Oakland
S Johnathan Cyprien	Jacksonville
WR Eric Decker	N.Y. Jets
CB Demontre Hurst	Chicago
OL Tim Lelito	New Orleans
CB Logan Ryan	New England
S Brynden Trawick	Oakland
OLB Erik Walden	Indianapolis
KR/WR Eric Weems	Atlanta
NT Sylvester Williams	Denver

<u>Free Agents Lost</u>	<u>New Team</u>
T/G Byron Bell	Dallas
CB Valentino Blake	N.Y. Giants
TE Anthony Fasano	Miami
C/G Brian Schwenke	Indianapolis (later re-signed in Tennessee)
LB Sean Spence	Indianapolis
G Chance Warmack	Philadelphia
WR Kendall Wright	Chicago

2016

<u>Free Agents Signed</u>	<u>Former Team</u>
CB Brice McCain	Miami
C Ben Jones	Houston
QB Matt Cassel	Dallas
WR Rishard Matthews	Miami
LB Sean Spence	Pittsburgh
CB Valentino Blake	Pittsburgh
S Rashad Johnson	Arizona

<u>Free Agents Lost</u>	<u>New Team</u>
LB Zach Brown	Buffalo
LB Steven Johnson	Pittsburgh
OL Joe Looney	Dallas
CB Coty Sensabaugh	Los Angeles



Ben Jones was signed as an unrestricted free agent in 2016.

JON ROBINSON'S DRAFT CLASSES

Bold = currently on the Titans roster, practice squad or reserve lists
 * = currently on another NFL roster, practice squad or reserve list

2021

Rd.	Pick	Player	Pos.	College
1	22	Caleb Farley	CB	Virginia Tech
2	53	Dillon Radunz	T	North Dakota State
3	92	Monty Rice	ILB	Georgia
3	100	Elijah Molden	CB	Washington
4	109	Dez Fitzpatrick	WR	Louisville
4	135	Rashad Weaver	OLB	Pittsburgh
6	205	Racey McMath	WR	Louisiana State
6	215	Brady Breeze	S	Oregon

2020

Rd.	Pick	Player	Pos.	College
1	29	Isaiah Wilson*	T	Georgia
2	61	Kristian Fulton	CB	Louisiana State
3	93	Darrynton Evans	RB	Appalachian State
5	174	Larrell Murchison	DL	North Carolina State
7	224	Cole McDonald	QB	Hawaii
7	243	Chris Jackson	DB	Marshall

2019

Rd.	Pick	Player	Pos.	College
1	19	Jeffery Simmons	DT	Mississippi State
2	51	A.J. Brown	WR	Mississippi
3	82	Nate Davis	OL	Charlotte
4	116	Amani Hooker	DB	Iowa
5	168	D'Andre Walker	OLB	Georgia
6	188	David Long Jr.	LB	West Virginia

2018

Rd.	Pick	Player	Pos.	College
1	22	Rashaan Evans	LB	Alabama
2	41	Harold Landry III	OLB	Boston College
5	152	Dane Cruikshank	DB	Arizona
6	199	Luke Falk	QB	Washington State

2017

Rd.	Pick	Player	Pos.	College
1	5	Corey Davis *	WR	Western Michigan
1	18	Adoree' Jackson *	CB	Southern California
3	72	Taywan Taylor	WR	Western Kentucky
3	100	Jonnu Smith *	TE	Florida International
5	155	Jayon Brown	LB	UCLA
6	217	Corey Levin	OL	Chattanooga
7	227	Josh Carraway	OLB	Texas Christian
7	236	Brad Seaton	T	Villanova
7	241	Khalfani Muhammad	RB	California

2016

Rd.	Pick	Player	Pos.	College
1	8	Jack Conklin *	T	Michigan State
2	33	Kevin Dodd	OLB	Clemson
2	43	Austin Johnson *	DL	Penn State
2	45	Derrick Henry	RB	Alabama
3	64	Kevin Byard	S	Middle Tennessee St.
5	140	Tajaé Sharpe *	WR	Massachusetts
5	157	LeShaun Sims	CB	Southern Utah
6	193	Sebastian Tretola	G	Arkansas
7	222	Aaron Wallace	OLB	UCLA
7	253	Kalan Reed	CB	Southern Mississippi

TRADES BY JON ROBINSON

2021 TRADES

Trade Date/Teams	Compensation	Overall	Player Selected	Note
1. March 17, 2021				
Tennessee Receives:	Draft Choice: Round 7, 2021	#232	(DT Phil Hoskins)	Pick originally from Atlanta; traded to Carolina
Miami Receives:	Player: T Isaiah Wilson			
	Draft Choice: Round 7, 2022			
2. April 30, 2021 (Draft Day Trade)				
Tennessee Receives:	Draft Choice: Round 3, 2021	#92	ILB Monty Rice	
	Draft Choice: Round 4, 2021	#135	OLB Rashad Weaver	
Green Bay Receives:	Draft Choice: Round 3, 2021	#85	WR Amari Rodgers	
3. May 1, 2021 (Draft Day Trade)				
Tennessee Receives:	Draft Choice: Round 4, 2021	#109	WR Dez Fitzpatrick	Pick originally from Houston
Carolina Receives:	Draft Choice: Round 4, 2021	#126	RB Chuba Hubbard	
	Draft Choice: Round 5, 2021	#166	DB Keith Taylor	Pick originally from Atlanta through Miami
	Draft Choice: Round 7, 2021	#232	DT Phil Hoskins	
4. June 6, 2021				
Tennessee Receives:	Player: WR Julio Jones			
	Draft Choice: Round 6, 2023			
Atlanta Receives:	Draft Choice: Round 2, 2022			
	Draft Choice: Round 4, 2023		Conditional draft choice	

2020 TRADES

Trade Date/Teams	Compensation	Overall	Player Selected	Note
1. March 19, 2020				
Tennessee Receives:	Draft Choice: Round 7, 2020	#237	(CB Thakarius Keyes)	Pick originally from New England; traded to Kansas City
Denver Receives:	Player: DT Jurrell Casey			
2. April 25, 2020 (Draft Day Trade)				
Tennessee Receives:	Draft Choice: Round 6, 2021	#215	S Brady Breeze	Pick originally from New England through Denver
Kansas City Receives:	Draft Choice: Round 7, 2020	#237	CB Thakarius Keyes	
3. Oct. 14, 2020				
Tennessee Receives:	Draft Choice: Round 6, 2021	#185	(LB Nick Niemann)	Pick traded to L.A. Chargers
Jacksonville Receives:	Draft Choice: Round 7, 2021	#249	(WR Ben Skowronek)	Pick traded to L.A. Rams
	Player: OLB Kamalei Correa			
4. Nov. 2, 2020				
Tennessee Receives:	Player: CB Desmond King II			Pick originally from Jacksonville
L.A. Chargers Receive:	Draft Choice: Round 6, 2021	#185	LB Nick Niemann	



Ryan Tannehill was acquired in a trade in 2019.

TRADES BY JON ROBINSON

2019 TRADES

Trade Date/Teams	Compensation	Overall	Player Selected	Note
1. March 15, 2019				
Tennessee Receives:	Player:		QB Ryan Tannehill	
	Draft Choice:	Round 6, 2019	#188 LB David Long	
Miami Receives:	Draft Choice:	Round 7, 2019	#233 RB Chandler Cox	
	Draft Choice:	Round 4, 2020	#135 (G Kevin Dotson)	Pick traded to Pittsburgh
2. April 27, 2019 (Draft Day Trade)				
Tennessee Receives:	Draft Choice:	Round 4, 2019	#116 DB Amani Hooker	Pick originally from Miami through New Orleans
	Draft Choice:	Round 5, 2019	#168 OLB D'Andre Walker	Pick originally from New Orleans
N.Y. Jets Receive:	Draft Choice:	Round 4, 2019	#121 TE Trevon Wesco	
	Draft Choice:	Round 5, 2019	#157 LB Blake Cashman	
3. August 29, 2019				
Tennessee Receives:	Player:		OLB Reggie Gilbert	
Green Bay Receives:	Draft Choice:	Round 6, 2020	#208 C Jake Hanson	
4. August 31, 2019				
Tennessee Receives:	Draft Choice:	Round 7, 2020	#224 QB Cole McDonald	
Cleveland Receives:	Player:		WR Taywan Taylor	

2018 TRADES

Trade Date/Teams	Compensation	Overall	Player Selected	Note
1. April 26, 2018 (Draft Day Trade)				
Tennessee Receives:	Draft Choice:	Round 1, 2018	#22 LB Rashaan Evans	Pick originally from Kansas City through Buffalo
	Draft Choice:	Round 6, 2018	#215 (C Bradley Bozeman)	Pick traded back to Baltimore
Baltimore Receives:	Draft Choice:	Round 1, 2018	#25 TE Hayden Hurst	
	Draft Choice:	Round 4, 2018	#125 (DB Avonte Maddox)	Pick traded to Philadelphia
2. April 27, 2018 (Draft Day Trade)				
Tennessee Receives:	Draft Choice:	Round 2, 2018	#41 OLB Harold Landry III	
Oakland Receives:	Draft Choice:	Round 2, 2018	#57 DT P.J. Hall	
	Draft Choice:	Round 3, 2018	#89 (T Joseph Noteboom)	Pick traded to L.A. Rams
3. April 28, 2018 (Draft Day Trade)				
Tennessee Receives:	Draft Choice:	Round 5, 2018	#152 DB Dane Cruikshank	
Baltimore Receives:	Draft Choice:	Round 5, 2018	#162 WR Jordan Lasley	
	Draft Choice:	Round 6, 2018	#215 C Bradley Bozeman	Pick originally from Baltimore
4. August 28, 2018				
Tennessee Receives:	Player:		LB Kamalei Correa	
Baltimore Receives:	Draft Choice:	Round 6, 2019	(DB Marcus Epps)	Pick traded to Minnesota

2017 TRADES

Trade Date/Teams	Compensation	Overall	Player Selected	Note
1. April 28, 2017 (Draft Day Trade)				
Tennessee Receives:	Draft Choice:	Round 3, 2017	#72 WR Taywan Taylor	Pick originally from Carolina
	Draft Choice:	Round 6, 2017	#200 (T Adam Bisnowaty)	Pick traded to N.Y. Giants; originally from Indianapolis
New England Receives:	Draft Choice:	Round 3, 2017	#83 DE Derek Rivers	
	Draft Choice:	Round 4, 2017	#124 (LB Jalen Reeves-Maybin)	Pick traded to Detroit
2. April 29, 2017 (Draft Day Trade)				
Tennessee Receives:	Draft Choice:	Round 5, 2017	#155 LB Jayon Brown	
Philadelphia Receives:	Draft Choice:	Round 5, 2017	#164 (G Isaac Asiata)	Pick traded to Miami
	Draft Choice:	Round 6, 2017	#214 DT Elijah Qualls	Pick originally from Atlanta
3. April 29, 2017 (Draft Day Trade)				
Tennessee Receives:	Draft Choice:	Round 6, 2017	#207 (DB Brandon Wilson)	Pick traded to Cincinnati
	Draft Choice:	Round 7, 2017	#241 RB Khalfani Muhammad	
N.Y. Giants Receive:	Draft Choice:	Round 6, 2017	#200 T Adam Bisnowaty	Pick originally from Indianapolis through New England

TRADES BY JON ROBINSON

4. April 29, 2017 (Draft Day Trade)

Tennessee Receives:	Draft Choice:	Round 6, 2017	#217	OL Corey Levin	Compensatory pick
	Draft Choice:	Round 7, 2017	#227	OLB Josh Carraway	
Cincinnati Receives:	Draft Choice:	Round 6, 2017	#207	DB Brandon Wilson	Pick originally from N.Y. Giants

5. Sept. 1, 2017

Tennessee Receives:	Player:	DE David King			
Kansas City Receives:	Draft Choice:	Round 7, 2018	#243	(DB Keion Crossen)	Conditional draft choice; traded to New England

2016 TRADES

Trade Date/Teams	Compensation	Overall	Player Selected	Note
------------------	--------------	---------	-----------------	------

1. March 9, 2016

Tennessee Receives:	Player:	RB DeMarco Murray			
	Draft Choice:	Round 4, 2016	#113	(LB Nick Kwiatkoski)	Pick traded from Tennessee to Los Angeles to Chicago
Philadelphia Receives:	Draft Choice:	Round 4, 2016	#100	(QB Connor Cook)	Pick traded from Philadelphia to Cleveland to Oakland

2. April 14, 2016

Tennessee Receives:	Draft Choice:	Round 1, 2016	#15	(WR Corey Coleman)	Pick traded from Tennessee to Cleveland
	Draft Choice:	Round 2, 2016	#43	DL Austin Johnson	Pick originally from Philadelphia
	Draft Choice:	Round 2, 2016	#45	RB Derrick Henry	
	Draft Choice:	Round 3, 2016	#76	(T Shon Coleman)	Pick traded from Tennessee to Cleveland
	Draft Choice:	Round 1, 2017	#5	WR Corey Davis	
	Draft Choice:	Round 3, 2017	#100	TE Jonnu Smith	Compensatory pick
Los Angeles Receives:	Draft Choice:	Round 1, 2016	#1	QB Jared Goff	
	Draft Choice:	Round 4, 2016	#113	(LB Nick Kwiatkoski)	Pick originally from Philadelphia; traded from Los Angeles to Chicago
	Draft Choice:	Round 6, 2016	#177	TE Temarrick Hemingway	

3. April 28, 2016 (Draft Day Trade)

Tennessee Receives:	Draft Choice:	Round 1, 2016	#8	T Jack Conklin	Pick originally from Miami through Philadelphia
	Draft Choice:	Round 6, 2016	#176	(RB Andy Janovich)	Pick traded from Tennessee to Denver
Cleveland Receives:	Draft Choice:	Round 1, 2016	#15	WR Corey Coleman	Pick originally from Los Angeles
	Draft Choice:	Round 3, 2016	#76	T Shon Coleman	Pick originally from Los Angeles
	Draft Choice:	Round 2, 2017	#52	QB DeShone Kizer	

4. April 30, 2016 (Draft Day Trade)

Tennessee Receives:	Draft Choice:	Round 5, 2016	#157	CB LeShaun Sims	Pick originally from N.Y. Jets
	Draft Choice:	Round 7, 2016	#253	CB Kalan Reed	
Denver Receives:	Draft Choice:	Round 6, 2016	#176	RB Andy Janovich	Pick originally from Cleveland
	Draft Choice:	Round 6, 2017	#203	RB De'Angelo Henderson	

5. Aug. 16, 2016

Tennessee Receives:	Player:	G/T Dennis Kelly			
Philadelphia Receives:	Player:	WR Dorial Green-Beckham			



The Titans used one of their picks from a 2016 trade to select Derrick Henry.

HEAD COACH MIKE VRABEL

[Click For Complete Online Bio](#)

[Video: Watch "The Mike Vrabel Show"](#)

[Video: Watch Mike Vrabel's latest press conference](#)

[Video: Introducing Mike Vrabel's Second and Seven Foundation](#)

[Video: Igniting the Fire - Who is Mike Vrabel?](#)



Mike Vrabel was named head coach of the Titans on Jan. 20, 2018, becoming the 19th head coach in franchise history.

In 2020, the Titans made their second consecutive playoff appearance under Vrabel, who finished his third season with the organization with 31 total wins and a .596 winning percentage (31-21), including the regular season and postseason. His win total and winning percentage each tied **Jack Pardee** (31-21 from 1990 to 1992) for the best in franchise history over a head coach's first three seasons.

The Titans won the 2020 AFC South title with an 11-5 record in the regular season, claiming their best record and first division title since going 13-3 in 2008. They finished with a 5-1 record within the division and a 6-2 mark in road games, all while navigating the challenges of the COVID-19 pandemic.

The Titans led the NFL in 2020 with a plus-11 turnover differential. Their 23 takeaways ranked seventh in the NFL, while their 12 turnovers were the second-fewest in the league in 2020 and tied for the ninth-lowest number since the NFL went to a 16-game schedule in 1978.

In 2020, the Tennessee offense continued its ascent into the NFL's upper echelon. The Titans tied for second place in total offense (396.4 yards per game) and ranked fourth in scoring offense (30.7 points per game). They became the first team in NFL history to generate at least 2,500 rushing yards (2,690) and 3,500 net passing yards (3,653) while surrendering 25 or fewer sacks (25). Their 6,343 total yards and 381 first downs established franchise records, while their 491 points amounted to the organization's second-best total.

The 2020 Titans joined the 1997 Detroit Lions as the only teams in NFL history to feature a 2,000-yard rusher, a 3,000-yard passer and a 1,000-yard receiver. **Derrick Henry** led the NFL in rushing for the second consecutive

season, and his 2,027 rushing yards gave him the fifth-best total in league history. Meanwhile, **Ryan Tannehill** passed for 3,819 yards, and his 106.5 passer rating was the fifth-best number in the NFL. **A.J. Brown** was named to the Pro Bowl after recording his second consecutive 1,000-yard season (1,075) and tying for fifth place in the NFL with 11 touchdown catches.

Situationally, Vrabel's teams fared well among the NFL leaders in his first three seasons as head coach. From 2018 to 2020, their .935 winning percentage (29-2) in regular season games in which they had a fourth-quarter lead ranked second in the NFL behind the New Orleans Saints (.974). In the same time period, the Titans had a .643 winning percentage in three-point games (9-5), good for fifth in the league. The Titans and Saints were the only clubs to win at least three overtime contests in the regular season from 2018 to 2020, and neither suffered a loss.

The Titans were called for 267 penalties from 2018 through 2020, which was the second-fewest total in the NFL. Only the New England Patriots (249) fared better.

Also from 2018 to 2020, the Titans were a top-10 team in scoring defense. They allowed opponents to score 22.4 points per game during that time period, the eighth-lowest average in the NFL.

Titans to AFC Championship Game in Vrabel's Second Season

In 2019, Vrabel became the first head coach in the organization's history to win multiple playoff games within his first two seasons. The Titans won a pair of road games—at New England in the wild card round and at Baltimore in the divisional round—to advance to the 2019 AFC championship game, falling at Kansas City to the eventual Super Bowl champion Chiefs.

The Titans began the 2019 campaign with two wins in their first six games but rallied to win seven of their final 10 games in the regular season. From the time the NFL went to its current playoff format in 1990 through 2019, 345 teams went 2-4 or worse in their first six games of a season. From that group, the Titans became only the third team to advance to a conference championship game, joining the 2002 Titans (2-4) and the 1996 Jacksonville Jaguars (2-4).

The 2019 Titans ranked in the NFL's top 10 in scoring margin (eighth, +71), turnover margin (sixth, +6), offensive yards per play (fourth, 6.12), rushing offense (third, 138.9 yards per game), red zone efficiency (first, 75.6 percent), total touchdowns (tied for third, 54) and third-down defense (eighth, 36.3 percent).

In his first season as head coach, Vrabel directed the Titans to a 9-7 record. His nine wins tied for the fourth-highest total in franchise history by a first-year head coach.

With only 82 penalties enforced against the Titans in 2018, Vrabel's team led the NFL and set a franchise record (16-game season) for fewest penalties in a season. The 2018 Titans also placed third in points allowed (18.9 per game), eighth in total defense (333.4 yards per game), sixth in passing defense (216.9), second in red zone defense (44.7 percent touchdown rate) and seventh in rushing offense (126.4) in the league rankings.

Background as a Player and Coach

Vrabel arrived in Tennessee with 18 years of NFL experience, including four seasons as a coach and 14 seasons as a player. His distinguished playing career included three Super Bowl wins (2001, 2003 and 2004), one Pro Bowl selection (2007) and an All-Pro honor (2007). Vrabel played in 206 NFL games and totaled 57 sacks, 496 tackles, 11 interceptions, 20 forced fumbles, nine fumble recoveries and 10 touchdown receptions. Additionally, his teams advanced to the playoffs eight times (20 postseason games), with Vrabel recording eight postseason sacks and two postseason touchdown receptions.

Vrabel joined the Titans after four seasons with the Houston Texans, spending the first three seasons (2014-16) coaching linebackers and one year (2017) as the team's defensive coordinator. During his time in Houston, the Texans built one of the best defenses in the NFL and experienced tremendous success as a team – earning two division titles (2015, 2016).

Between 2014-16, the Texans defense ranked third in the NFL in yards allowed per game (319.9) and net passing yards (218.4). Houston also ranked first in third-down defense (33.6), fourth in opponent completion percentage (59.5) and sixth in points allowed per game (19.8). The 2016 defense ranked number one in the NFL, for the first time in franchise history, in yards allowed (301.3).

MIKE VRABEL AT A GLANCE

- Years as Titans head coach: 4
- Years as NFL head coach: 4
- Regular season record: **34-21**
- Postseason record: **2-2**
- Overall record: **36-23**
- Regular season home record: **18-10**
- Regular season road record: **16-11**
- vs. Colts: **3-4**
- At home vs. Colts: **1-3**
- On the road vs. Colts: **2-1**
- vs. Frank Reich: **3-4**

Mike Vrabel's Career Coaching Ledger:

Years	Team	Position
2018-21	Tennessee Titans	Head Coach
2017	Houston Texans	Defensive Coordinator
2014-16	Houston Texans	Linebackers Coach
2012-13	Ohio State University	Defensive Line Coach
2011	Ohio State University	Linebackers Coach

Mike Vrabel's Career Playing Ledger:

Years	Team	Position
2009-10	Kansas City Chiefs	Linebacker
2001-08	New England Patriots	Linebacker
1997-00	Pittsburgh Steelers	Linebacker

TITANS 2021 COACHING STAFF

- Mike Vrabel Head Coach
- Craig Aukerman Special Teams
- Brian Bell Strength & Conditioning Assistant
- Scott Booker Safeties
- Shane Bowen..... Defensive Coordinator
- Kylan Butler..... Offensive Assistant
- Keith Carter..... Offensive Line
- Ryan Crow Outside Linebackers
- Tony Dews Running Backs
- Todd Downing Offensive Coordinator
- Matt Edwards Assistant Special Teams
- Erik Frazier..... Offensive Skill Assistant
- Mondray Gee Strength & Conditioning Assistant
- Jim Haslett..... Inside Linebackers
- Jason Houghtaling... Offensive Line Assistant
- Zak Kuhr Inside Linebackers Assistant
- Anthony Midget..... Secondary
- Rob Moore..... Wide Receivers
- Pat O'Hara Quarterbacks
- Frank Piraino..... Strength and Conditioning
- Jim Schwartz..... Senior Defensive Assistant
- Luke Steckel Tight Ends
- John Streicher..... Coordinator of Football Development
- Mike Sullivan Assistant Offensive Line
- Kenechi Udeze Defensive Line Assistant
- Terrell Williams..... Defensive Line



MOST WINS IN FIRST THREE SEASONS

In the 2020 regular season finale at Houston, **Mike Vrabel** earned his 31st win in the regular season and postseason since taking over as Titans head coach in 2018. He finished the campaign with a three-year record of 31-21, including a 2-2 mark in the playoffs.

His 31 victories tied for the three-year franchise record originally established by former Oilers coach **Jack Pardee** from 1990 to 1992.

Vrabel, Pardee and **Jerry Glanville** (1986–1988) are the only head coaches in team annals to preside over at least two playoff squads in their initial three seasons. All three of Pardee's first three teams made the postseason, while Glanville's Oilers advanced to the postseason in his second and third years.

With a 31-21 record, Vrabel's winning percentage of .596 tied Pardee for the highest mark of any head coach in franchise history who has been with the organization at least three years.

Most total wins in Titans/Oilers history in a head coach's first three seasons, including playoffs*:

Coach	Seasons	Wins	Losses	Ties	Win Pct.
1. Mike Vrabel	2018–2020	31	21	0	.596
Jack Pardee	1990–1992	31	21	0	.596
3. Jerry Glanville	1986–1988	26	25	0	.510
4. O.A. "Bum" Phillips	1975–1977	23	19	0	.548
Jeff Fisher	1995–1997	23	25	0	.479
6. Mike Munchak	2011–2013	22	26	0	.458
7. Wally Lemm	1966–1968	19	23	1	.453
Mike Mularkey	2016–2017**	19	15	0	.559
9. Frank "Pop" Ivy	1962–1963**	17	12	0	.586
10. Lou Rymkus	1960–1961**	12	7	1	.625

* Does not include interim seasons ** Two total seasons

When Vrabel was hired in 2018, he joined six other head coaches who joined (or rejoined) their respective clubs in the same offseason: **Jon Gruden** (Oakland/Las Vegas Raiders), **Matt Nagy** (Chicago Bears), **Matt Patricia** (Detroit Lions), **Frank Reich** (Indianapolis Colts), **Pat Shurmur** (New York Giants) and **Steve Wilks** (Arizona Cardinals). Of those seven coaches, Vrabel had the most wins from 2018 to 2020.

Vrabel, Reich and Nagy each led their respective teams to the playoffs twice in their first three seasons.

Most total wins from 2018 to 2020 by head coaches hired during the 2018 offseason:

Coach	Team	Wins	Losses	Ties	Pct.	Playoff Appearances
1. Mike Vrabel	Tennessee	31	21	0	.596	2
2. Frank Reich	Indianapolis	29	22	0	.569	2
3. Matt Nagy	Chicago	28	22	0	.560	2
4. Jon Gruden	Las Vegas	19	29	0	.396	0
5. Matt Patricia	Detroit	13	29	1	.314	0
6. Pat Shurmur	N.Y. Giants	9	23	0	.281	0
7. Steve Wilks	Arizona	3	13	0	.188	0

In 2017, his first year as a defensive coordinator, the Texans finished the campaign with 19 players on injured reserve. Despite the injuries, Vrabel led the defense to the fifth-best third-down percentage in the NFL and a franchise-record 3.97 yards per carry by opponents. Houston also had 18 different players record at least half a sack last year and 26 players tally at least one tackle for loss.

Vrabel spent his career playing and coaching with accomplished leaders, including **Bill Belichick**, **Bill Cowher**, **Romeo Crennel**, **Urban Meyer**, **Bill O'Brien** and **Todd Haley**.

As the Texans linebackers coach from 2014-16, Vrabel developed several players into top-notch performers, including **Jadeveon Clowney** (Pro Bowl, 2016), **Whitney Mercilus**, **Benardrick McKinney** (second-team All-Pro, 2016) and **Brian Cushing**. The 2015 Texans defense had the top third-down defense in the NFL (28.5 percent), which was the lowest percentage in franchise history and the lowest by any NFL team since the 2003 Titans (27.7 percent). The 2015 defense also set a franchise mark for sacks in a season with 45 - 22.5 coming from Vrabel's linebacking corps.

Prior to joining the NFL coaching ranks, Vrabel transitioned immediately from an NFL player to college coach. He started as the linebacker coach at Ohio State in 2011 and coached the defensive line from 2012–2013. The 2012 Buckeyes finished the season undefeated at 12-0. He also was named Big Ten Recruiter of the Year by ESPN.com in 2012.

Vrabel was selected by the Pittsburgh Steelers in the third round (91st overall) of the 1997 NFL Draft, after his playing career at Ohio State, where he earned All-America honors and Big Ten Conference Defensive Lineman of the Year in both 1995 and 1996.

A native of Akron, Ohio, Vrabel attended Walsh Jesuit High School. He and his wife, Jennifer, have two sons: Tyler and Carter.

VRABEL LEADS TITANS TO AFC TITLE GAME

Titans head coach **Mike Vrabel** became the franchise's sixth head coach in franchise annals to have the team in the playoffs within his first two full seasons.

Vrabel is the fourth head coach in Titans/Oilers history to win at least one playoff game in his first two full seasons, joining **Mike Mularkey** (2017 playoff victory), **Jack Pardee** (1991) and **Lou Rymkus** (1960 and 1961). He is the first head coach in the team's history to win multiple playoff games within his first two seasons.

Titans/Oilers head coaches in the playoffs within their first two full seasons:

Head Coach	1st Full Season as Head Coach	Postseason Berths in 1st 2 Seasons	Playoff Wins in 1st 2 Seasons
Mike Vrabel	2018	2019 (Year 2)	2
Mike Mularkey	2016*	2017 (Year 2)	1
Jack Pardee	1990	1990, 1991 (Years 1 & 2)	1
Wally Lemm	1966*	1967 (Year 2)	0
Frank "Pop" Ivy	1962	1962 (Year 1)	0
Lou Rymkus	1960	1960 (Year 1)	1

* Mularkey served as interim head coach for the final nine games of the 2015 season. Lemm was the head coach for the 1961 AFL Champion Oilers after taking over as head coach for the final nine games of the season. He left the team following the season and returned in 1966.

TITANS/OILERS HEAD COACH HISTORY

COACH	YEARS	WON	LOST	TIED	PCT.
Lou Rymkus	1960-61	12	7	1	.625
Wally Lemm	1961, 1966-70	38	40	4	.487
Frank "Pop" Ivy	1962-63	17	12	0	.586
Sammy Baugh	1964	4	10	0	.285
Hugh "Bones" Taylor	1965	4	10	0	.285
Ed Hughes	1971	4	9	1	.321
Bill Peterson	1972-73	1	18	0	.052
Sid Gillman	1973-74	8	15	0	.347
O.A. "Bum" Phillips	1975-80	59	38	0	.608
Ed Biles	1981-83	8	23	0	.258
Chuck Studley	1983	2	8	0	.200
Hugh Campbell	1984-85	8	22	0	.266
Jerry Glanville	1985-89	35	35	0	.500
Jack Pardee	1990-94	44	35	0	.556
Jeff Fisher	1994-2010	147	126	0	.538
Mike Munchak	2011-13	22	26	0	.458
Ken Whisenhunt	2014-15	3	20	0	.130
Mike Mularkey	2015-17	21	22	0	.488
Mike Vrabel	2018-21	36	23	0	.610


Records include postseason



TITANS 2021 ASSISTANT COACHES

SHANE BOWEN DEFENSIVE COORDINATOR

[Click For Complete Online Bio](#)



- Bowen was promoted to defensive coordinator in 2021 after spending his first three seasons with the Titans as outside linebackers coach.
- In 2020, he added defensive play-caller to his responsibilities. The Titans defense ranked seventh in the NFL with 23 takeaways, which tied for the most by a Titans defense since 2013 (25). The Titans also tallied 15 interceptions, which ranked seventh in the NFL and the most by the Titans since 2012 (19).
- In 2019, Harold Landry III (nine sacks) and Kamalei Correa (five) achieved career highs in sacks, while undrafted rookie Derick Roberson added three sacks.
- Bowen joined the Titans in 2018 after spending two seasons (2016-17) as a defensive assistant for the Houston Texans. He arrived with nine years of coaching experience.
- In 2016, Bowen was part of a Texans staff that produced the NFL's number one defense (yards allowed) for the first time in franchise history. In 2017, the defense ranked fifth in third-down defense and set a franchise record for yards per carry by opponents (3.97).
- He also served at Kennesaw State as linebackers coach (2013-15), at Ohio State as a defensive graduate assistant (2012). He began his coaching career as an assistant at Georgia Tech (2009-11).
- A native of Pickerington, Ohio, Bowen was a three-year letter winner at Georgia Tech as an outside linebacker.

TODD DOWNING OFFENSIVE COORDINATOR

[Click For Complete Online Bio](#)



- Downing was promoted to offensive coordinator in 2021 after initially joining the Titans in 2019 as tight ends coach. He came to the team with 18 years of previous NFL coaching experience.
- From 2019 to 2020, the Titans tight ends' 21 touchdowns tied for the third-highest total in the NFL among tight end groups. Over those two seasons the Titans tight ends also produced the league's seventh-best receiving yardage total (1,915) and tied for the eighth-best reception total (170).
- Among their peers in 2020, the Titans tight end corps ranked second in total touchdowns (14), third in touchdown receptions (12), sixth in receptions (94) and ninth in receiving yards (967). Jonnu Smith tied the franchise single-season record for tight ends with eight touchdown catches, which also tied for third place in the NFL in 2020.
- In his first season with the Titans (2019), Downing helped Smith set then-career highs in receptions (35) and yards (439), while Anthony Firkser (15 games) and MyCole Pruitt (10 starts) emerged as steady contributors.
- He spent 2018 as the tight ends coach for the Minnesota Vikings, helping Pro Bowl tight end Kyle Rudolph post the second-highest reception (64) and yardage totals (634) of his career.
- Downing spent three seasons (2015-17) with the Oakland Raiders, first as quarterbacks coach and then one season as offensive coordinator. In all three seasons with the Raiders, quarterback Derek Carr earned Pro Bowl invites.
- Downing coached the quarterbacks for one season (2014) in Buffalo and spent five seasons (2009-13) with the Detroit Lions. He originally joined the Lions as an offensive quality control coach and worked his way up to quarterbacks coach for the final three seasons.
- Downing began his NFL coaching career with the Minnesota Vikings (2001-05) and then the St. Louis Rams (2006-08).
- The Minneapolis, Minn., native attended the University of Minnesota.

TITANS 2021 ASSISTANT COACHES

CRAIG AUKERMAN SPECIAL TEAMS

[Click For Complete Online Bio](#)


- Aukerman was promoted to special teams coach in 2018. He joined the Titans in January 2017 as the assistant special teams coach.
- In 2020, Titans punter Brett Kern's 59.5 percent (22 of 37) of punts placed inside the 20 was the best of any player with at least 30 punts in a season since 1991.
- In 2019, the Titans finished fourth in the NFL in net punting and tied for the NFL lead with four total blocked kicks. Brett Kern was named to his third consecutive Pro Bowl.
- The 2018 Titans set the NFL kickoff return average record (32.0).
- Prior to his arrival in Tennessee, he gained 17 years of coaching experience, including 10 seasons on the college level and seven years in the NFL.
- He spent four seasons (2013-16) with the San Diego Chargers working with their special teams, first as an assistant special teams coach (2013-15) and then as the special teams coordinator (2016).
- He also spent time in the NFL on the coaching staffs with the Jacksonville Jaguars (2011-12) and Denver Broncos (2010).
- In the college ranks, he coached at Findlay (2000), Miami (Ohio) (2001-02, 2005-08), Western Kentucky (2003-04), and Kent State (2009).
- Aukerman was a two-time NAIA All-American at the University of Findlay (Ohio), where he played defensive back and wide receiver from 1995-98.



BRIAN BELL STRENGTH & CONDITIONING ASSISTANT

[Click For Complete Online Bio](#)

- Bell joined the Titans in 2018 after spending three seasons with the Houston Texans as assistant strength and conditioning coach. He was a member of back-to-back AFC South Division Championships in his first two campaigns in Houston.
- Bell was an assistant strength and conditioning coach at Penn State from 2012-13 and the head football strength and conditioning coach at his high school alma mater, DeMatha Catholic, in Hyattsville, Md., from 2011-12.
- Bell was a tight end and fullback at Kent State from 2002-06. In 2007, Bell signed with the Washington Redskins as an undrafted free agent and served on the team's practice squad.



SCOTT BOOKER SAFETIES

[Click For Complete Online Bio](#)

- Booker joined the Titans in 2018 after spending 15 seasons in the college coaching ranks. After two seasons as a defensive assistant, he was promoted to safeties coach in 2020.
- In 2020, the Titans defense ranked seventh in the NFL with 15 interceptions, which was most by the Titans since 2012. Safety Kevin Byard led the defense and set a career high with 111 tackles.
- He spent the 2017 season as the safeties coach/special teams coordinator at Nebraska.
- Previously, Booker spent seven years (2010-16) at Notre Dame, as a tight ends/special teams coordinator (2012-16) and offensive intern (2010-11). He coached the secondary at Western Kentucky for one season (2009).
- Booker began his coaching career at his alma mater Kent State as a graduate assistant (2003-04) and secondary coach (2005-08).
- The Pittsburgh, Pa., native played collegiately at Kent State.



KYLAN BUTLER OFFENSIVE ASSISTANT

[Click For Complete Online Bio](#)

- Butler joined the Titans for 2021 as part of the The NFL Bill Walsh Diversity Coaching Fellowship after seven years coaching at the collegiate level.
- Before arriving in Tennessee, he spent two seasons coaching wide receivers at Morehead State University. He also served as co-special teams coordinator in 2019 and was promoted to associate head coach for 2020-21. After the fall 2020 season was postponed due to the COVID-19 pandemic, Butler helped coach the team in its games during the spring of 2021.
- He spent two years at Glenville (W.Va.) State College, first as running backs coach in 2017 and then as offensive coordinator/wide receivers coach in 2018.
- Butler began his coaching career in 2014 at his alma mater, the University of Arizona, and spent three total seasons as an offensive graduate assistant.
- A native of Antioch, Calif., he appeared in 35 career games as a running back and on special teams for the Arizona Wildcats.



KEITH CARTER OFFENSIVE LINE

[Click For Complete Online Bio](#)


- Carter joined the Titans in 2018 with 13 years of prior coaching experience, including five seasons in the NFL.
- In 2020, while using three different starting left tackles, the Titans had the NFL's second-ranked rushing offense (168.1 yards per game), and the unit's 25 sacks allowed was the sixth-best finish in the league. Derrick Henry (2,027 rushing yards) led the NFL in rushing for the second consecutive season and recorded the fifth-highest single-season rushing total in NFL history.
- In 2019, the Titans finished third in the NFL in rushing offense with Henry leading the league in rushing yards (1,540). Rookie Nate Davis started 15 consecutive games (including playoffs) at right guard.
- Prior to arriving in Tennessee, he spent three seasons with the Atlanta Falcons as running backs coach (2017) and assistant offensive line coach (2015-16). The 2016 Falcons offensive line protected NFL MVP Matt Ryan and paved the way for the NFL's fifth-best rushing attack while also winning the NFC Championship.
- He tallied two seasons as the offensive quality control coach for the Seattle Seahawks (2012-13).
- In the college ranks, Carter has experience as the offensive line/run game coach at San Jose State (2014), tight ends (2009) and offensive line coach (2010-11) at the University of San Diego, offensive line coach at University of the Redlands (2007-08), tight ends coach at Wagner College (2006) and as an undergraduate assistant at UCLA (2005).
- The Downingtown, Pa., native was a tight end, H-back and fullback at UCLA.



RYAN CROW OUTSIDE LINEBACKERS

[Click For Complete Online Bio](#)

- Crow was promoted to outside linebackers coach in 2021 after initially joining the Titans in 2018. He arrived with seven previous seasons of coaching experience in the college ranks.
- After serving as a defensive assistant for his first two seasons with the Titans, his title was changed to assistant special teams coach in 2020.
- Crow served as a graduate assistant at Ohio State (2017) and worked primarily with linebackers.
- Crow spent three seasons at Baldwin Wallace University as offensive coordinator/offensive line coach (2015-16) and offensive line coach (2014). He also spent three seasons at Purdue as a graduate assistant working with the offensive line (2012-13) and one season as assistant strength coach (2011).
- A native of Findlay, Ohio, Crow played linebacker at Bowling Green and earned a scholarship after initially walking on.



TITANS 2021 ASSISTANT COACHES

TONY DEWS RUNNING BACKS

[Click For Complete Online Bio](#)

- Dewes joined the Titans in 2018 with 20 previous years of coaching in the college ranks.
- In 2020, the Titans had the NFL's second-ranked rushing offense (168.1 yards per game). Derrick Henry led the NFL in rushing for the second consecutive season and produced the eighth 2,000-yard rushing season in league history. Henry's 2,027 rushing yards ranked fifth all-time for a single season.
- In 2019, the Titans finished third in the NFL in rushing offense with Henry leading the league with 1,540 rushing yards.
- In 2018, the Titans finished with the NFL's seventh-ranked rushing offense, as Henry ranked second in the AFC with 1,059 rushing yards.
- Prior to his arrival in Tennessee, Dewes coached running backs at West Virginia in 2017.
- Dewes had stints coaching wide receivers at Arizona (2012-16), tight ends at Pittsburgh (2011), wide receivers at Michigan (2008-10), wide receivers at West Virginia (2007), linebackers at UNLV (2006), special teams (2005) and tackles/tight ends (2004) at Central Michigan, defensive line at Holy Cross (2002), offensive line at California (Pa.) and defensive line at Millersville (1998). He was a graduate assistant at West Virginia from 1999-2001.
- A native of Clifton, Va., Dewes played tight end at Liberty University, where he was the team's leading receiver in both of his final two seasons.



MATT EDWARDS ASSISTANT SPECIAL TEAMS

[Click For Complete Online Bio](#)

- Edwards joined the Titans in 2018 with 15 previous years of collegiate coaching experience.
- Edwards returns to assistant special teams coach in 2021 after holding the title for each of his first two seasons in Tennessee. He served as defensive assistant in 2020.
- He spent four seasons (2014-17) as the defensive coordinator at Tiffin University.
- Edwards served as the defensive line/special teams coordinator at Florida Atlantic (2013), the linebackers/special teams coordinator (2012) and defensive ends coach (2011) at Miami (Ohio), and seven seasons (2004-10) at Kent State primarily coaching the defensive line. Edwards began his coaching career as linebackers coach at the College of Wooster.
- A native of Cincinnati, Ohio, Edwards played linebacker and defensive end at Miami (Ohio).



ERIK FRAZIER OFFENSIVE SKILL ASSISTANT

[Click For Complete Online Bio](#)

- Erik Frazier joined the Titans in 2021 after two seasons as wide receivers coach/pass game coordinator at Montana State.
- Served as the Bill Walsh Minority Intern with the New York Giants (2019), Minnesota Vikings (2018) and Kansas City Chiefs (2017).
- Also had previous stints coaching at Delaware Valley (wide receivers, 2014; wide receivers/quarterbacks, 2015), Dayton (wide receivers, 2016), Northwestern (graduate assistant, 2017) and Western Illinois (wide receivers, 2018).
- A native of Philadelphia, Pa., he earned Division II All-America honors in 2011 as a wide receiver at Kutztown University.



MONDRAY GEE STRENGTH & CONDITIONING ASSISTANT

[Click For Complete Online Bio](#)

- Gee (pronounced "jee") joined the Titans in 2019 after spending nine seasons with the Seattle Seahawks (2010-18), where he served as an assistant strength and conditioning coach.
- Prior to joining the Titans, Gee accrued 19 seasons in coaching, including 18 seasons in the NFL.
- The Seahawks earned playoff berths in seven of his nine seasons there, including a Super Bowl XLVII victory following the 2013 season and an NFC title the following year.
- From 2008-09, Gee was a strength and conditioning assistant with the Green Bay Packers. His stint in Green Bay followed seven seasons (2001-07) with the Detroit Lions as a strength and conditioning assistant.
- Gee also worked at Michigan State (1996-2001), first as an intern as an undergrad and then as a strength and conditioning graduate assistant.
- He is a native of Detroit, Mich.



JIM HASLETT INSIDE LINEBACKERS

[Click For Complete Online Bio](#)


- Haslett joined the Titans in 2020 with 24 years of NFL coaching experience and nine years of NFL playing experience.
- He arrived in Tennessee after spending three seasons (2016-18) as the linebackers coach for the Cincinnati Bengals.
- He holds the distinction as being the only person recognized as a College Football Hall of Fame member (as a player), an Associated Press NFL Defensive Rookie of the Year and an AP NFL Coach of the Year.
- His 12 total seasons as an NFL coordinator include stints with New Orleans (1996), Pittsburgh (1997-99), St. Louis (2006-08) and Washington (2010-14).
- He coached Mike Vrabel during his stint as defensive coordinator in Pittsburgh.
- His experience includes six seasons (2000-05) as the head coach for the New Orleans Saints, where he earned AP Coach of the Years honors in 2000. He also had stints as a head coach in 2008 on an interim basis with the St. Louis Rams, and for the Florida Tuskers in the United Football League in 2009.
- A Pittsburgh native, Haslett was a four-time little All-America defensive player (LB and DE) at Indiana (Pa.) University. He was a second-round draft pick by the Buffalo Bills in 1979.



JASON HOUGHTALING OFFENSIVE LINE ASSISTANT

[Click For Complete Online Bio](#)

- Houghtaling (pronounced (HO)-tail-ing) joined the Titans in 2021. He spent 2020 as offensive line coach with Colgate.
- Houghtaling spent 12 total seasons over three stints at Wagner College (2006-09, 2011-12, 2014-19), including serving as head coach for the Seahawks from 2015 to 2019.
- He also served as head coach at Hudson Valley Community College in 2010 and as the offensive coordinator at Cornell in 2013.
- A native of Windsor, N.Y., he attended Lafayette College and played defensive line before injuries ended his career. He graduated from the University ofinghamton.




TITANS 2021 ASSISTANT COACHES

ZAK KUHR

INSIDE LINEBACKERS ASSISTANT

[Click For Complete Online Bio](#)

- Kuhr joined the Titans in 2020 after a season as offensive analyst at the University of Texas in 2019.
- He spent two seasons at Texas State. In addition to coaching running backs for the Bobcats from 2017-18, he was the co-offensive coordinator in 2017 and the offensive coordinator/assistant head coach in 2018.
- He coached running backs at Rutgers in 2016.
- Following the 2013 season as a graduate assistant at Old Dominion, he spent two years at James Madison, where he coached running backs in 2014 and added co-offensive coordinator to his title in 2015.
- He interned under Urban Meyer at Ohio State from 2011 to 2012 after a two-year stint as a special teams coordinator at Edward Waters College.
- A native of Jacksonville, Fla., he attended the University of Florida.



ANTHONY MIDGET

SECONDARY

[Click For Complete Online Bio](#)

- Midget was hired by the Titans in 2020 to coach the Titans secondary. He arrived in Tennessee with 14 years of coaching experience, including six seasons (2014-19) with the Houston Texans.
- In 2020, Titans defense ranked seventh in the NFL with 15 interceptions. Cornerback Malcolm Butler's five combined interceptions in the regular season and postseason tied for fourth in the league. Safety Kevin Byard led the defense and set a career high with 111 tackles.
- From 2018-19, he was the Texans secondary coach. In 2018, the Texans finished ninth in the NFL with 15 interceptions and ranked fourth in points allowed (19.8 per game).
- He joined the Texans in 2014 as the assistant secondary coach and spent four seasons in that role before being promoted.
- Before joining the NFL, he spent one season at Penn State coaching safeties (2013) and five seasons (2008-12) at Georgia State, including his final season there as defensive coordinator.
- His college coaching career started at his alma mater as a graduate assistant at Virginia Tech (2007) after entering coaching at Lake Worth (Fla.) High School from 2003-06.
- A Florida native, Midget was a three-year starter at cornerback for Virginia Tech and was a fifth-round selection by the Atlanta Falcons in 2000.



ROB MOORE

WIDE RECEIVERS

[Click For Complete Online Bio](#)

- Moore joined the Titans in 2018 with 16 years of NFL experience as a player and coach.
- In 2020, A.J. Brown was selected to the Pro Bowl in his second year after posting 70 receptions for 1,075 yards and 11 touchdowns. Corey Davis set career highs with 984 receiving yards and five touchdowns and tied his career high with 65 catches.
- In 2019, Brown led the 2019 NFL rookie class in receiving yards (1,051), tied for the rookie lead in touchdown receptions (eight), ranked fifth among rookies in receptions (52) and ranked second among all NFL players in receiving average (20.2).
- In 2018, Corey Davis, led the offense in his second season with 65 receptions, 891 receiving yards and four touchdowns, seeing dramatic increases from his rookie campaign.
- Moore spent three seasons (2015-17) as the wide receivers coach for the Oakland Raiders and one year (2014) with the Buffalo Bills.
- During his three years in Oakland, he worked with Amari Cooper and Michael Crabtree, who totaled 435 receptions, 5,556 receiving yards and 43 touchdowns in that time.
- During his one year in Buffalo, he worked with Sammy Watkins, who set franchise records for a rookie with 65 receptions for 982 yards.
- Moore also spent time coaching at Syracuse (2010-13), Phoenix (Ariz.) Junior College (2009) and Montclair (N.J.) High School (2002-03).



- A native of Hempstead, N.Y., Moore had a 12-year NFL career playing for the New York Jets (1990-94) and Arizona Cardinals (1995-2001).

PAT O'HARA

QUARTERBACKS

[Click For Complete Online Bio](#)

- O'Hara joined the Titans in 2018 after spending three seasons (2015-17) with the Houston Texans as an offensive assistant who helped coach quarterbacks. He arrived in Tennessee with 19 previous seasons of coaching experience.
- In 2020, Ryan Tannehill ranked fifth in the NFL with a 106.5 passer rating, which was second in franchise history behind Tannehill's own 2019 record of 117.5. Tannehill produced top-five numbers on several other franchise single-season lists in 2020, including 40 total touchdowns (first), 3,819 passing yards (third), 33 touchdown passes (tied for second), 65.5 completion percentage (fourth) and 7.9 yards per attempt (tied for fifth).
- In 2019, Tannehill led the NFL in passer rating (117.5—fourth in NFL history) and passing average (9.6). Tannehill set franchise records in both categories in addition to the team's completion percentage benchmark (70.3).
- In 2018, quarterback Marcus Mariota set a then-franchise record with a 68.9 completion percentage. He also finished with a career-best average of 7.64 yards per attempt and a career-low eight interceptions.
- O'Hara spent 10 years coaching in the Arena Football League, including stints as a head coach for the Los Angeles Avengers (2009), Tri-Cities Fever (AF2, 2009), Orlando Predators (2010-11) and New Orleans Voo-Doo (2012-14).
- O'Hara was an offensive coordinator for the AFL's Tampa Bay Storm for three seasons (2005, 2007-08).
- A native of Santa Monica, Calif., O'Hara was a 10th round selection for the Tampa Bay Buccaneers in the 1991 NFL Draft.



FRANK PIRAINO

STRENGTH & CONDITIONING

[Click For Complete Online Bio](#)

- Piraino joined the Titans in 2019 after serving as head strength and conditioning coach for football at Boston College, where he spent six total seasons (2013-18).
- Piraino joined head coach Steve Addazio at Boston College after spending two seasons (2011-12) as his head strength and conditioning coach at Temple and one year as the head strength and conditioning coach for football at Marshall (2010).
- He served on the strength and conditioning staff at the University of Florida for five years (2005-09), during a stretch when Florida won a pair of national championships (2006 and 2008) under head coach Urban Meyer.
- He also spent time at Notre Dame (2004), Michigan State (2003-04) and Walsh Jesuit (Cuyahoga Falls, Ohio) High School (2000-03), as well as an internship with the Cleveland Indians (2000-01).
- Piraino graduated from the University of Akron and later earned a master's degree from Michigan State.



JIM SCHWARTZ

SENIOR DEFENSIVE ASSISTANT

[Click For Complete Online Bio](#)

- Schwartz rejoined the Titans in 2021 as senior defensive assistant. He previously spent 10 seasons with the Titans from 1999 to 2008 and was the team's defensive coordinator from 2001 to 2008.
- He has 14 years of experience as an NFL defensive coordinator and an additional five years as the head coach of the Detroit Lions (2009-13).
- From 2016 to 2020, Schwartz was the defensive coordinator with the Philadelphia Eagles. During his five seasons in Philadelphia, the Eagles ranked third in third-down defense (35.9 percent), sixth in red-zone defense (52.7 percent), third in rushing defense (99.1 yards per game) and seventh in sacks (208).



TITANS 2021 ASSISTANT COACHES

- In 2020, the Eagles defense ranked third in the NFL with 49 sacks, and in 2019, the team led the NFL in forcing three-and-out drives (27.5 percent).
- In Philadelphia's 2017 Super Bowl winning season, he guided the Eagles to the league's best rushing defense (79.2 yards allowed), the third best third-down defense (32.2 percent) and the fourth best takeaway total (31).
- Schwartz originally joined the Titans as a defensive assistant (1999) and then linebackers/third-down package (2000) before taking the reins as defensive coordinator in 2001.
- He is a native of Baltimore, Md., and a graduate of Georgetown University.

LUKE STECKEL

TIGHT ENDS

[Click For Complete Online Bio](#)

- Steckel was promoted to tight ends coach in 2021 following eight previous years with the organization.
- Steckel joined the Titans in 2013 as an assistant to the head coach and was promoted to offensive assistant the following season. He also served as assistant wide receivers coach in 2017.
- In 2020, the Titans offense ranked second overall (396.4 yards per game), second in rushing (168.1) and fourth in scoring (30.7 points per game).
- The 2019 Titans ranked third in the NFL in rushing, first in red zone efficiency and fourth in yards per play.
- He joined the Titans after spending four seasons (2009-2012) with the Cleveland Browns as the assistant to the head coach.
- He spent three seasons as a linebacker at Princeton (2004-06), where he helped lead the Tigers to an Ivy League Championship.
- He is the son of former Titans offensive coordinator Les Steckel and attended Brentwood (Tenn.) High School.



JOHN STREICHER

COORDINATOR OF FOOTBALL DEVELOPMENT

[Click For Complete Online Bio](#)

- Streicher was promoted to coordinator of football development in 2020 after previously serving the team as assistant to head coach Mike Vrabel.
- Streicher joined the Titans in 2018 following two years (2016-17) as Texas State's director of football operations. There he managed the day-to-day operations of the program and oversaw recruiting under Bobcats head coach Everett Withers.
- From 2014-15, Streicher served on James Madison's football staff. He was promoted to the director of football operations and player personnel in 2015 after originally joining JMU as special assistant to the head coach.
- A native of Cincinnati, Ohio, Streicher went to James Madison after spending six seasons on the football staff at Ohio State.



MIKE SULLIVAN

ASSISTANT OFFENSIVE LINE

[Click For Complete Online Bio](#)

- Sullivan joined the Titans in 2014 and has worked with the offensive line since that time.
- In 2020, Sullivan completed his seventh season with the team. While using three different starting left tackles, the Titans had the NFL's second-ranked rushing offense (168.1 yards per game), and the unit's 25 sacks allowed was the sixth-best finish in the league. Derrick Henry led the league and recorded the fifth-highest single-season rushing total in NFL history with 2,027 rushing yards.
- In 2019, the Titans finished third in the NFL in rushing offense with Henry leading the league in rushing yards (1,540). Rookie Nate Davis started 15 consecutive games (including playoffs) at right guard.
- He joined the Titans in 2014 after one season as offensive line coach for the Cleveland Browns (2013).
- Sullivan spent four seasons (2009-12) as offensive line coach for the San Diego Chargers. He had two other stints with the Browns as offensive line coach (2007-08) and assistant offensive line coach (2001-04).




- He has three seasons of college experience, as offensive line coach for Western Michigan (2005-06) and as a graduate assistant for the University of Miami (Fla.) (2000).
- Sullivan began his coaching career in 1997, spending five seasons coaching in Europe.
- A native of Chicago, Ill., Sullivan played in 48 games for the Tampa Bay Buccaneers from 1992-95.

KENECHI UDEZE

DEFENSIVE LINE ASSISTANT

[Click For Complete Online Bio](#)

- Udeze joined the Titans in 2021 as defensive line assistant after spending the 2020 season as linebackers coach at Vanderbilt University.
- In 2019, he served as an analyst on the defensive staff during Louisiana State University's 2019 national championship season.
- Prior to joining LSU, Udeze served on the defensive staff at his alma mater, the University of Southern California, from 2016-18 after serving as an assistant strength and conditioning coach in 2015.
- He was an assistant defensive line coach for the Seattle Seahawks in 2012 and a minority coaching fellow for the Minnesota Vikings (2013) and the Buffalo Bills (2015). He also has coaching experience at the University of Washington (2009-11) and the University of Pittsburgh (2014).
- He was the 20th overall pick by the Minnesota Vikings in the 2004 NFL Draft and went on to play four seasons before a battle with leukemia cut his career short.
- As a defensive end for USC (2001-03), the Los Angeles native earned consensus All-America honors after leading the country with 16.5 sacks as a senior.



TERRELL WILLIAMS

DEFENSIVE LINE

[Click For Complete Online Bio](#)

- Williams joined the Titans in 2018 with 20 previous years of coaching experience, including six seasons in the NFL.
- In 2020, defensive tackle Jeffery Simmons continued to emerge as one of the NFL's top young talents. Simmons ranked second on the team with 19 quarterback pressures and became the first player in the franchise's "Titans era" (since 1999) to post at least three fumble recoveries, three sacks and five passes defended in the same season.
- In 2019, Williams helped acclimate Simmons to the NFL as a first-round rookie, while veteran Jurrell Casey earned his fifth consecutive Pro Bowl berth.
- In 2018, Casey was named to the Pro Bowl after leading the defense with seven sacks. The Titans defense ranked eighth overall and third in points allowed.
- He spent three seasons coaching the defensive line with the Miami Dolphins (2015-17).
- During Williams' tenure with the Dolphins, Cameron Wake tallied 29 sacks, the eighth-highest total by a player, and Ndamukong Suh posted 15.5 sacks, the eighth-highest number of sacks among defensive tackles.
- Williams also spent three seasons coaching the defensive line with the Oakland Raiders (2012-14).
- Prior to joining the NFL coaching ranks, Williams spent time at Texas A&M (2010-11), Purdue (2006-09), Akron (2004-05), Youngstown State (2002-03), North Carolina A&T (1999-2001) and Fort Scott Community College (1998).
- A native of Los Angeles, Calif., Williams played collegiately at East Carolina as a nose tackle.



WHAT TO LOOK FOR IN 2021



Kevin Byard is in his sixth season in 2021.

WHAT TO LOOK FOR – TEAM

- The Titans have had a winning record each season since general manager **Jon Robinson** arrived in 2016. After going 9-7 each year from 2016 to 2019 and then achieving an 11-5 finish in 2020, a sixth consecutive season above .500 would give the franchise its second-best all-time streak. The only previous stretch in which the club achieved at least six straight winning records was 1987 to 1993.
- The Titans can earn their third consecutive playoff berth. It would be the organization's first time doing so since a franchise-record seven consecutive playoff appearances from 1987 to 1993.
- The Titans can secure the organization's first back-to-back division titles since the Oilers won the first three AFL Eastern Division titles from 1960 to 1962.

WR A.J. BROWN

- Needs 1,000 receiving yards and eight touchdown receptions to become the fourth player to reach the marks in each of his first three NFL seasons. He would join **John Jefferson**, **Randy Moss** and **Odell Beckham Jr.**
- Can join **Derrick Mason** (2001–2004) as the only players in franchise history to register 1,000 receiving yards in at least three consecutive seasons. Brown would be the first to accomplish the feat in his first three seasons.

S KEVIN BYARD

- Needs six interceptions in 2021 (18 interceptions entering the season) to move into a tie for 10th place in franchise history in career interceptions (24 by **Zeke Moore**).

RB DERRICK HENRY

- Needs 2,000 rushing yards to become the first player in NFL history to reach the mark in two different seasons.
- Needs 1,500 rushing yards and 15 rushing touchdowns to become the first player in NFL history to reach both marks in three consecutive seasons.
- Needs 15 rushing touchdowns to become the second player in NFL history to reach the mark in three consecutive seasons, joining **LaDainian Tomlinson** (four seasons, 2004–2007).
- Can join **Steve Van Buren** (1947–1949) as the only players in NFL history to lead the NFL in rushing yards, rushing attempts and rushing touchdowns for three consecutive seasons.
- Can become the fifth player in NFL history to win the NFL rushing title in three consecutive seasons, joining **Steve Van Buren** (1947–1949), **Jim Brown** (1957–1961, 1963–1965), **Earl Campbell** (1978-80) and **Emmitt Smith** (1991-93).
- Needs a pair of 200-yard rushing games to give him seven for his career, which would set the NFL record. He would surpass **O.J. Simpson** and **Adrian Peterson**, who each have six such performances.
- Needs 17 total touchdowns to reach 75 career touchdowns and break the franchise record held by **Eddie George** (74).

CB JACKRABBIT JENKINS

- Needs one interception return for a touchdown to become the eighth player in NFL history to record nine career interception return touchdowns.

WR JULIO JONES

- With 12,896 career receiving yards entering 2021, needs 802 receiving yards to surpass **Marvin Harrison** (13,697) for the second-most through a player's first 11 seasons in NFL history.
- Needs 95 receptions to surpass **Jerry Rice** (942) for the second-most through a player's first 11 seasons in NFL history. Jones enters 2021 with 848 career catches.
- Can become the third player in NFL history with 60 career 100-yard receiving games. He needs two such games in 2021 to join **Jerry Rice** (76) and **Randy Moss** (64). Jones is tied with **Marvin Harrison** (59) for the third-most 100-yard receiving games in NFL history.

P BRETT KERN

- Can record his eighth total season and fifth consecutive campaign with a net punting average of at least 40.0 yards. No other punter in franchise history has had one such season.
- Became the fourth player in franchise history to play 13 seasons for the organization, joining **Bruce Matthews** (1983–2001), **Elvin Bethea** (1968–1983) and **Brad Hopkins** (1993–2005).

GM JON ROBINSON

- Can become the only Titans/Oilers general manager in franchise history to oversee six total winning seasons, breaking the record of five winning seasons established by **Bum Phillips** (1975, 1977–1980) and later matched by **Mike Holovak** (1989–1993).
- Can become the only Titans/Oilers general manager in franchise history to oversee six consecutive winning seasons in his first six years on the job, breaking the record set by **Mike Holovak** (1989–1993).

QB RYAN TANNEHILL

- Can produce his sixth career season with at least 3,000 passing yards and his third career season with at least 4,000 passing yards.
- Can become the first player in franchise history with multiple career seasons with at least 30 touchdown passes.
- Can become the first player in franchise history to produce three consecutive seasons with a passer rating of at least 100.0 (117.5 in 2019; 106.5 in 2020). He already became the only quarterback in franchise history to have two consecutive seasons with a passer rating of 100.0 or better.
- Can join **Drew Brees** (2018-20) as the only players in NFL history with a passer rating of at least 106.0 in three consecutive seasons.

HEAD COACH MIKE VRABEL

- With a winning record in 2021, **Mike Vrabel** would become the only head coach in franchise history other than **Jack Pardee** (1990–1993) to begin his tenure with at least four consecutive winning campaigns. Vrabel, who arrived in 2018, already joined Pardee as the only head coaches in team annals with three consecutive seasons over .500 to begin their careers.



The Titans traded for Julio Jones in June.

TITANS ROSTER BREAKDOWN

Out of the 53 players on the Titans roster (as of Oct. 24), there are 24 offensive players, 26 defensive players and three specialists. Twenty-three players were added to the roster since the end of the 2020 campaign.

The following is a closer breakdown of the roster (as of Oct. 24, 2021):

Years in NFL (including 2021):

14th	1
13th	0
12th	2
11th	1
10th	4
9th	1
8th	3
7th	5
6th	4
5th	5
4th	5
3rd	9
2nd	8
1st	0
Rookie	5

By Age (roster, age as of season opener on Sept. 12, 2021):

20-24	20
25-28	19
29-32	10
33+	4

By Position:

OL	9
WR	6
ILB	6
CB	5
DL	6
OLB	4
S	5
RB/FB	4
TE	3
Specialists	3
QB	2

By Draft Round:

First Round	6
Second Round	6
Third Round	5
Fourth Round	4
Fifth Round	6
Sixth Round	2
Seventh Round	5
Undrafted	19

States that produced the most current Titans (high school location):

Florida - 7 (Bobby Hart, Derrick Henry, Chris Jackson, Jackrabbit Jenkins, Greg Mabin, Mekhi Sargent, Nick Westbrook-Ikhine)

Alabama - 6 (Khari Blasingame, Rashaan Evans, Ben Jones, Julio Jones, Monty Rice, Chester Rogers)

North Carolina - 6 (Denico Autry, Breon Borders, Matthias Farley, Kendall Lamm, Harold Landry III, Larrell Murchison)

California - 5 (Dane Cruikshank, Nick Dzubnar, Jeremy McNichols, David Quessenberry, Geoff Swaim)

Texas - 5 (Ola Adeniyi, Randy Bullock, Marcus Johnson, Josh Reynolds, Ryan Tannehill)

Universities that produced the most current Titans:

Alabama - 3 (Rashaan Evans, Derrick Henry, Julio Jones)

Texas A&M - 3 (Randy Bullock, Josh Reynolds, Ryan Tannehill)

Toledo - 3 (Ola Adeniyi, Brett Kern, Logan Woodside)

Georgia, Indiana, Iowa, Kentucky, Mississippi State, Texas - 2

First-Round Draft Picks:

CB Caleb Farley (2021)
DT Jeffery Simmons (2019)
ILB Rashaan Evans (2018)
OLB Bud Dupree (2015)
T Taylor Lewan (2014)
QB Ryan Tannehill (2012)
WR Julio Jones (2011)

Pro Bowl Seasons:

WR A.J. Brown (2020)
S Kevin Byard (2017)
RB Derrick Henry (2019-20)
CB Jackrabbit Jenkins (2016)
WR Julio Jones (2012, 2014-19)
P Brett Kern (2017-19)
T Taylor Lewan (2016-18)
LS Morgan Cox (2015-16, 2019-20)
QB Ryan Tannehill (2019)

Drafted by the Titans: 18

New players in 2021: 23

Oldest player:

LS Morgan Cox (4/26/86)

Youngest player:

CB Elijah Molden (1/30/99)

Tallest player:

T Taylor Lewan (6-7)

Shortest player:

K Randy Bullock (5-9)
RB Jeremy McNichols (5-9)

NISSAN STADIUM

In 2015, the Titans and Nissan North America announced the formation of a 20-year, exclusive naming-rights partnership that rebranded Nashville's downtown stadium as Nissan Stadium.

Nissan Stadium hosts all Titans home football games, Tennessee State University football games, the Music City Bowl, the CMA Music Festival and numerous other events.

The procurement of naming rights to Nissan Stadium fit the automotive company's 'Fewer, Bigger, Better' marketing strategy, which has included ongoing sponsorships of NBC's 'The Voice,' the Heisman House college football program and a major advertising presence in this year's Super Bowl. Nissan is also now the official automotive partner of the Tennessee Titans.

Nissan's ever-growing footprint in Tennessee includes vehicle and powertrain manufacturing facilities in Smyrna and Decherd respectively, along with its North American headquarters in Franklin.

The Nissan Smyrna Plant began operations in 1983 and employs more than 8,400 people. In 2014, the Smyrna plant assembled more than 648,000 vehicles, making it the highest volume automotive assembly plant in North America. Nissan also has a major manufacturing presence in Canton, Miss., along with research and development groups in California, Arizona and Michigan. In total, the company employs more than 22,000 employees in the U.S.

One component of the Titans-Nissan partnership is assisting charitable organizations throughout Middle Tennessee in an array of community outreach programs. A centerpiece of this is the annual "Taste of Titans" charitable event, for which Nissan serves as presenting sponsor. During the course of a 20-year relationship, a total of more than \$1 million resulting from these annual events is anticipated to be distributed to local non-profit organizations.

Nissan Stadium is a city-owned venue that has housed the Titans since 1999. The naming rights agreement includes the opportunity for Nissan branding on the exterior of the stadium, as well as stadium signage and other unique displays inside the stadium. LP Building Products held the naming rights to the stadium from 2006 until the Nissan partnership was established in 2015.

Titans/Oilers all-time regular-season record by home venue:

Stadium	Seasons	W-L-T	Pct.
Jeppesen Stadium	1960-1964	25-11-0	.694
Rice Stadium	1965-1967	11-10-0	.524
Astrodome	1968-1996	113-103-2	.523
Liberty Bowl	1997	6-2-0	.750
Dudley Field (Vanderbilt Stadium)	1998	3-5-0	.375
Nissan Stadium	1999-2021	103-77-0	.572

TICKETS ON SALE

Tickets for the 2021 season at Nissan Stadium are now on sale. To find out about ticket options, fans can visit [TennesseeTitans.com/tickets](https://www.tennessee-titans.com/tickets), email ticketssales@titans.nfl.com or call (615) 565-4200. Information on season ticket memberships, single-game tickets, flex plans, group tickets, suite sales and "Fireball Fast Passes" is available.

Titans season ticket members receive the best seat locations at the best price, flexible interest-free payment plans and playoff ticket priority. Additional benefits include access to exclusive VIP events year-round, special discounts on concession items, pre-sales to Nissan Stadium events and concerts, and a unique season ticket member gift each season.



NISSAN STADIUM RECORD WHEN ...

The Titans at Nissan Stadium (1999-present):

	Games	Record	Pct.
Regular Season	180	103-77	.572
Postseason	5	2-3	.400
Combined	185	105-80	.568

Record When ...	Reg. Season	Playoffs
September	21-16	
October	25-21	
November	23-17	
December	32-22	
January	2-1	2-3
Thursday	4-3	
Friday	0-1	
Saturday	2-1	2-1
Sunday	89-69	0-2
Monday	7-3	
Tuesday	1-0	
Against own division	42-31	0-1
Against AFC	75-60	2-3
Against NFC	28-17	
Overtime games	7-6	1-0
In primetime	13-11	
Temperature 80+	7-6	
Temperature <40	8-10	1-1
Titans score 20 points	86-32	2-0
Titans score 30 points	38-6	1-0
Titans allow <20 points	66-13	1-1
Titans allow <10 points	14-0	
Titans net 300 yards	78-45	1-2
Opponents net <300 yards	49-10	1-2
Titans commit 0 turnovers	33-11	
Titans force 2 turnovers	67-23	

WINNING AT HOME

Since the midway point of the 2016 season, the Titans have been one of the NFL's most successful teams at home.

In 2018, the Titans won six games and lost twice at Nissan Stadium. They followed that with a 4-4 home record in 2019 and a 5-3 mark in 2020.

Since the weekend of their 2016 home victory over the Jaguars (Oct. 27, 2016), the Titans' winning percentage in home games is one of the highest in the NFL.

Highest winning percentage in home games (regular season) since Week 8 of 2016 (Oct. 27, 2016):

Team	Wins	Losses	Ties	Win Pct
1. Green Bay Packers	29	9	1	.756
Baltimore Ravens	31	10	0	.756
3. New Orleans Saints	29	10	0	.744
4. New England Patriots	29	12	0	.707
5. Tennessee Titans	28	12	0	.700
Kansas City Chiefs	28	12	0	.700
Pittsburgh Steelers	28	12	0	.700
8. Dallas Cowboys	27	13	0	.675
9. Seattle Seahawks	25	14	0	.641
10. Buffalo Bills	25	15	0	.625
Minnesota Vikings	25	15	0	.625



TITANS/OILERS ALL-TIME RECORD

	W	L	T
Regular Season:	456	477	6
Home	261	207	2
Road	195	270	4
As Titans (1999-present)	189	170	0
As Oilers (1960-1998)	267	307	6
Postseason:	17	22	0
Home	6	6	0
Road	11	15	0
Super Bowl (XXXIV)	0	1	0
As Titans (1999-present)	8	9	0
As Oilers (1960-1998)	9	13	0

All-time playoff appearances by the Oilers/Titans: 1960, 1961, 1962, 1967, 1969, 1978, 1979, 1980, 1987, 1988, 1989, 1990, 1991, 1992, 1993, 1999, 2000, 2002, 2003, 2007, 2008, 2017, 2019, 2020

All-time division titles by the Oilers/Titans: 1960, 1961, 1962, 1967, 1991, 1993, 2000, 2002, 2008, 2020

FIVE CONSECUTIVE WINNING SEASONS

With an 11-5 record during the 2020 regular season, the Titans recorded their fifth season with a winning record in five seasons since **Jon Robinson** was hired as general manager.

In the "Titans era" (1999-present), it marks the first time the team has had as many as three consecutive winning campaigns.

With their 2020 mark on top of their 9-7 marks every season from 2016 through 2019, the Titans built the third-longest active streak of winning seasons in the NFL.

Most current consecutive winning seasons (through 2020):

Team	Total	Seasons
1. Seattle Seahawks	9	2012-2020
2. Kansas City Chiefs	8	2013-2020
3. Tennessee Titans	5	2016-2020
4. New Orleans Saints	4	2017-2020
Los Angeles Rams	4	2017-2020
Baltimore Ravens	4	2017-2020

WINNING IN THE AFC SOUTH

Since the start of the 2017 season, the Titans have built the best division record in the AFC South.

The Titans finished the 2020 regular season with a 5-1 record in the AFC South, tying (2017) for their second-best divisional record since the formation of the AFC South in 2002.

Best division winning percentage in the AFC South from 2017-2021:

Team	Wins	Losses	Ties	Win %
1. Tennessee Titans	18	8	0	.692
2. Indianapolis Colts	14	12	0	.538
3. Houston Texans	12	14	0	.462
4. Jacksonville Jaguars	8	18	0	.308

Best final division records for the Titans since the AFC South was formed in 2002:

Season	Wins	Losses	Win %
1. 2002	6	0	1.000
2. 2020	5	1	.833
2017	5	1	.833
3. 2008	4	2	.667
2003	4	2	.667
2006	4	2	.667
2007	4	2	.667
7. 2019	3	3	.500
2018	3	3	.500
2011	3	3	.500

TOP OFFENSES SINCE 2020

Since the beginning of the 2020 campaign, the Titans have been one of the NFL's most productive offenses.

In 2020, the Titans tied for second place in total offense (396.4 yards per game), which was the franchise's highest ranking since finishing second in 1991. They also ranked second in rushing offense (168.1) and fourth in points per game (30.7).

NFL's **top-ranked total offenses** from 2020 to 2021 (yards per game):

Team	Tot Yards Per Game
1. Kansas City Chiefs	416.9
2. Buffalo Bills	400.5
3. Minnesota Vikings	399.0
4. Dallas Cowboys	396.1
5. Tampa Bay Buccaneers	396.0
6. Tennessee Titans	392.2
7. Arizona Cardinals	389.9
8. Las Vegas Raiders	386.3
9. Los Angeles Rams	383.1
10. Los Angeles Chargers	380.8

NFL's **top-ranked rushing offenses** from 2020 to 2021 (yards per game):

Team	Rush Yards Per Game
1. Baltimore Ravens	179.0
2. Tennessee Titans	164.3
3. Cleveland Browns	155.1
4. Arizona Cardinals	138.8
5. Minnesota Vikings	138.6
6. New Orleans Saints	137.8
7. New England Patriots	131.0
8. Dallas Cowboys	126.1
9. Indianapolis Colts	125.6
10. Philadelphia Eagles	123.7

Most **points per game** from 2020 to 2021:

Team	Points Per Game
1. Buffalo Bills	32.00
2. Tampa Bay Buccaneers	31.52
3. Tennessee Titans	29.74
4. Green Bay Packers	29.43
5. New Orleans Saints	29.00
6. Kansas City Chiefs	28.74
7. Baltimore Ravens	28.48
8. Arizona Cardinals	27.61
9. Dallas Cowboys	27.27
10. Seattle Seahawks	27.23



YARDS PER PLAY SINCE 2019

Since the start of the 2019 season, the Titans rank third in the NFL in average net yards per offensive play.

The 2019 Titans finished the season with 5,805 total yards on 949 total plays. Their average of 6.12 yards per play was the fourth-best in the NFL. They finished fourth again in 2020, averaging 6.15 yards per play (1,031 plays, 6,343 yards).

Highest average yards per play since 2019:

Team	Yards Per Play
1. Kansas City Chiefs	6.24
2. Baltimore Ravens	6.03
3. Tennessee Titans	6.02
4. Dallas Cowboys	6.00
5. Tampa Bay Buccaneers	5.98
Minnesota Vikings	5.98
7. Las Vegas Raiders	5.93
8. San Francisco 49ers	5.82
Green Bay Packers	5.82
10. Houston Texans	5.81
Seattle Seahawks	5.81

TOUCHDOWNS SINCE 2019

Since the beginning of the 2019 season, the Titans rank near the top of the NFL in total touchdowns scored.

In 2020, the Titans finished with 62 total touchdowns, which ranked second in the NFL and second all-time for the franchise (66 in 1961).

Most total touchdowns from 2019 to 2021:

Team	Total Touchdowns
1. Tampa Bay Buccaneers	143
2. Baltimore Ravens	140
3. Tennessee Titans	138
4. Kansas City Chiefs	131
5. Green Bay Packers	129
New Orleans Saints	129
7. Seattle Seahawks	122
8. Buffalo Bills	118
San Francisco 49ers	118
Minnesota Vikings	118

RED ZONE SUCCESS SINCE 2019

During the past three seasons, the Titans have fielded the NFL's most efficient offense in the red zone. From 2019 to 2020, they had 82 touchdowns in 109 possessions inside their opponent's 20-yard line.

During the 2019 campaign alone, they scored touchdowns on 75.6 percent (34 of 45) of their drives inside the opponent's 20-yard line to lead the league. That was the third-best figure in the NFL since 1991 and the highest since the 2013 Denver Broncos (76.1 percent).

In 2020, their 75.0 percent rate in the red zone (48 of 64) ranked second to the Green Bay Packers (80.0 percent).

Top red zone offenses (touchdown percentage) from 2019–2021:

Team	RZ Drives	Touchdowns	TD Pct.
1. Tennessee Titans	139	100	71.9%
2. Green Bay Packers	138	96	69.6%
3. New Orleans Saints	139	96	69.1%
4. Seattle Seahawks	132	91	68.9%
5. Tampa Bay Buccaneers	150	100	66.7%
6. Baltimore Ravens	146	97	66.4%
7. Minnesota Vikings	133	88	66.2%
8. Philadelphia Eagles	124	81	65.3%
9. Cleveland Browns	128	82	64.1%
10. San Francisco 49ers	131	82	62.6%

LEAST PENALIZED TEAMS FROM 2018-2021

Under head coach **Mike Vrabel**, who was named to his current post in 2018, the Titans have been one of the NFL's least penalized teams.

From 2018-20, the Titans were called for the second-fewest total penalties in the NFL—267 total infractions. Only the New England Patriots (249) fared better.

In 2018, the Titans were called for only 82 penalties, leading the NFL and setting a team record for the lowest number in a 16-game season (since 1978, excluding strike-shortened 1982 and 1987 seasons). They received no more than four penalties in nine of their 16 games. The previous franchise record for fewest penalties in a 16-game season was 84 by the 1983 Oilers.

Fewest total penalties from 2018-2021:

Team	Penalties
1. New England Patriots	291
2. Tennessee Titans	311
3. Los Angeles Rams	313
4. Minnesota Vikings	314
5. Miami Dolphins	319
6. Cincinnati Bengals	320
7. Green Bay Packers	321
Carolina Panthers	321
9. Indianapolis Colts	323
10. New York Giants	329

WINNING CLOSE GAMES

Since the beginning of the 2019 season, no NFL team has more wins than the Titans in games decided by three points or less.

The Titans won their first three games of 2020 by a total of six points—a 16-14 victory at Denver followed by a 33-30 win against the Jaguars and a 31-30 win at Minnesota. They closed the season with a 41-38 win at Houston.

In 2019, with **Ryan Tannehill** piloting the offense, they earned a pair of three-point wins: 23-20 over the Los Angeles Chargers (Oct. 20) and 35-32 against the Kansas City Chiefs (Nov. 10).

Most wins in games decided by three points or less, 2019-2021:

Team	Wins
1. Tennessee Titans	8
2. Cleveland Browns	6
Kansas City Chiefs	6
New Orleans Saints	6
Seattle Seahawks	6
Houston Texans	6
7. (seven tied)	5



KEY NUMBERS

1

Sack allowed by the Titans offense in the past two games.

3

Playoff seasons by the Titans since general manager **Jon Robinson** was hired in 2016.

5

Players who had never before played in a game for the Titans prior to seeing action last week against Kansas City.

5

Consecutive winning seasons for the Titans from 2016 to 2020. It is the second-longest such streak in franchise history trailing only the Oilers' seven consecutive winning records from 1987 through 1993.

10.5

Total sacks by **Harold Landry III** in the Titans' last nine regular season and postseason games (since Jan. 3, 2021). In those nine games, he has only once been held without at least a half sack.

11

Game-winning drives by **Ryan Tannehill** since the time he arrived in Tennessee in 2019. No quarterback has had more in that time period.

11

Career rushing touchdowns by **Derrick Henry** of at least 50 yards. He is tied with **Chris Johnson** behind only **Adrian Peterson** (16), **Barry Sanders** (15) and **Jim Brown** (12) in NFL history.

18

Wins by the Titans in AFC South matchups since the beginning of the 2017 season. Their .692 division winning percentage (18-8) in that time period is the best in the AFC South.

21

Interceptions from 2017 to 2021 by Titans safety **Kevin Byard**, who ranks second in the NFL in that time period behind **Xavien Howard** (24).

21

Touchdown receptions by **A.J. Brown** since he entered the NFL in 2019. He is tied for seventh place in the NFL during that span.

25

Seasons, including 2021, that the Titans franchise has spent in Tennessee (1997 to 2021).

36

Total wins, including playoffs, by **Mike Vrabel** as a head coach. In 2020, Vrabel tied **Jack Pardee** (1990-1992) for the most wins in a head coach's first three seasons in franchise history (31).

65

Career rushing touchdowns by **Derrick Henry**, who passed **Eddie George** (64) for second place in franchise history.

94.3

Career receiving yards per game by Titans wide receiver **Julio Jones**, who ranks first in NFL history in the category (min. 100 games).

869

Rushing yards by **Derrick Henry**, who has the most rushing yards in the first seven games of a season in franchise history.



TITANS QUARTERBACKS

No.	Name	Ht	Wt	Exp	College
17	Tannehill, Ryan	6-4	217	10	Texas A&M
5	Woodside, Logan	6-1	213	2	Toledo

#17 • QB RYAN TANNEHILL

6-4, 207, 10th Year (3rd with Titans), Texas A&M
[Click for complete bio](#)

Quarterback **Ryan Tannehill** is in his 10th NFL season and his third campaign with the Titans in 2021.

After receiving a multi-year contract extension during the 2020 offseason, Tannehill responded with 16 starts for the first time since 2015 and produced one of the best seasons of any quarterback in franchise history. A Titans team captain for the first time, his statistics finished in the top five of several of the organization's single-season record lists, including 40 total touchdowns (first), a 106.5 passer rating (second), 3,819 passing yards (third), 33 touchdown passes (tied for second), 65.5 completion percentage (fourth) and 7.9 yards per attempt (tied for fifth).

Tannehill and Buffalo's **Josh Allen** became the fourth and fifth quarterbacks in NFL history with at least 3,800 passing yards, 33 passing touchdowns and seven rushing touchdowns in the same season. Only **Cam Newton** (2015), **Daunte Culpepper** (2000) and **Steve Young** (1994) had done so previously.

From 2019 to 2020, Tannehill built an 18-8 record as a starter in the regular season and led the Titans to two playoff appearances, including an appearance in the 2019 AFC championship game. He was the team's first quarterback since **Steve McNair** in 2002 and 2003 to start playoff games in back-to-back seasons.

From the time he took over as the Titans' starter in Week 7 of 2019 through the 2020 campaign, Tannehill's 111.3 passer rating ranked third in the NFL behind only **Drew Brees'** 112.3 and **Aaron Rodgers'** 111.7. Among qualifiers, Tannehill became the fourth player in NFL history with a passer rating of at least 106.0 in consecutive seasons, joining Brees (2018-20), **Russell Wilson** (2018-19) and Rodgers (2011-12).

In 2019, Tannehill set single-season franchise records and led the NFL with a 117.5 passer rating and a passing average of 9.6 yards per attempt. His passer rating was the fourth-highest figure in NFL history among qualifiers. Additionally, he set a club record and placed third in the NFL with a 70.3 completion percentage.

Tannehill was named AFC Offensive Player of the Month for December 2019 and was named to his first career Pro Bowl. He also won the Associated Press Comeback Player of the Year Award.

Originally a first-round selection (eighth overall) by the Miami Dolphins in the 2012 NFL Draft, Tannehill was acquired by the Titans in a trade with the Dolphins on March 15, 2019. The Titans sent a 2019 seventh-round pick and a 2020 fourth-round selection to Miami in exchange for Tannehill and a 2019 sixth-rounder.

Over his seven seasons in Miami, he started 88 games, threw for 20,434 yards and 123 touchdowns, and rushed for 1,210 yards and six scores. When he left Miami, he ranked second in franchise history behind **Chad Pennington** in both career completion percentage (62.8) and career passer rating (87.0). He authored 13 game-winning drives for the Dolphins.

From 2012 through 2015, Tannehill's passing yardage total—15,460 yards—was the third highest mark in NFL history for a player's first four seasons, behind only **Peyton Manning** and **Dan Marino**. Tannehill's two 4,000-yard passing seasons (2015 and 2014) were the only ones recorded by a Dolphins quarterback other than Marino (six times). The Dolphins reached the playoffs in 2016, breaking an eight-year postseason drought.

A native of Big Spring, Texas, Tannehill attended Texas A&M, where he earned honorable mention All-America honors as a senior. He played both quarterback and wide receiver, passing for 5,450 yards and 42 touchdowns and adding 112 receptions for 1,596 yards and 10 scores.



2021 Game Notes:

➤ **Against Arizona (9/12)**, completed 21 of 35 passes for 212 yards with one touchdown and one interception (74.9 passer rating). He completed a 39-yard pass to Chester Rogers on a flea flicker in the second quarter and threw a 13-yard touchdown pass to A.J. Brown in the third quarter. It was his 14th consecutive game with at least one touchdown pass, tying George Blanda (14 games from 1961–1962) for the fifth-longest such streak in franchise history. He scored a touchdown on a one-yard rushing attempt in the second quarter to give him four consecutive games with at least one touchdown run, dating back to the 2020 season. He became the first quarterback in franchise history to rush for at least one touchdown in four consecutive contests. He also became the first player for the franchise and only the third NFL player since 1970 to register four consecutive games with at least one touchdown pass and at least one rushing touchdown, joining **Kyler Murray** (five in 2020) and **Michael Vick** (four in 2010).

➤ **At Seattle (9/19)**, completed 27 of 40 passes for 347 yards (94.5 passer rating), leading the team to an overtime victory. He added 27 rushing yards on four attempts. He recorded his 23rd career game-winning drive and his 10th game-winning drive since joining the Titans in 2019. It was his 23rd career 300-yard passing game and his 10th such performance since joining the Titans in 2019. He had a 51-yard completion to Julio Jones in the second quarter.

➤ **Against Indianapolis (9/26)**, completed 18 of 27 passes for 197 yards with three touchdowns and two interceptions for a passer rating of 94.2. It was his 24th career game with at least three touchdown passes. He also tied his career high with 56 rushing yards on five attempts. He converted a third down with a 17-yard run in the first quarter and added a 28-yard run in the third quarter. All three touchdown passes were delivered to players with whom he had never previously connected for a touchdown: a six-yard touchdown pass to wide receiver Chester Rogers in the first quarter, an 18-yarder to wide receiver Nick Westbrook-Ikhine in the second quarter and a 10-yarder to running back Jeremy McNichols in the fourth quarter.

➤ **At New York Jets (10/3)**, completed 30 of 49 passes for 298 yards with one touchdown and no interceptions (85.2 passer rating). His 49 attempts tied for the second-highest total of his career and were his most since his career-high 58 attempts at the Jets as a member of the Dolphins on Nov. 29, 2015. His 30 completions tied for the fifth-highest total of his career. He helped tie the score in the final minute of the fourth quarter with a two-yard touchdown pass to Cameron Batson. He also completed a pass to MyCole Pruitt for a two-point conversion in the fourth quarter.

➤ **At Jacksonville (10/10)**, completed 14 of 22 passes for 197 yards and a touchdown without throwing an interception (107.6 passer rating). He completed a 14-yard touchdown pass to MyCole Pruitt in the second quarter. He added 21 rushing yards on three attempts. The win improved his record to 10-2 within the AFC South since he became the Titans' starter in 2019.

➤ **Against Buffalo (10/18)**, completed 18 of 29 passes for 216 yards with one interception and added a rushing touchdown on Monday Night Football. In the second half, he was 14-of-17 for 145 yards with no interceptions (102.2 passer rating). He completed a 48-yard pass to Julio Jones in the second quarter and rushed for a four-yard touchdown in the second quarter. He was credited with his 24th career game-winning drive and his 11th game-winning drive since joining the Titans in 2019. He completed all five of his pass attempts for 58 total yards during the go-ahead drive in the fourth quarter.

➤ **Against Kansas City (10/24)**, completed 21 of 27 passes for 270 yards with one touchdown and one interception. He added two rushing attempts for six yards and a touchdown. His 105.2 passer rating gave him his 21st performance with the Titans in which he recorded at least a 100.0 passer rating, which ranks third in franchise history after passing **Marcus Mariota** (20) and trailing only **Steve McNair** (40) and **Warren Moon** (33). He had a streak of 21 consecutive pass completions before his first incompleteness in the second quarter. He completed his last 10 passes in the previous game against Buffalo (Oct. 18) and his first 11 passes against the Chiefs. He rushed for a two-yard touchdown in the second quarter, notching his third rushing touchdown of 2021 and the 20th rushing touchdown of his career. It was his second game of 2021 and his 12th career game in which he had at least one passing touchdown and at least one rushing touchdown. In the second quarter, he found A.J. Brown for a 46-yard completion, and five plays later, he connected with Brown on a 24-yard touchdown pass.

Tannehill's 2021 Game-by-Game Statistics:

Date/Opp	W-L	G/S	Passing													Rushing				
			Att	Cmp	Pct	Yds	Yd/Att	TD	TD%	Int	Int%	Lg	Sack	Lost	Rate	Att	Yds	Avg	Lg	TD
9/12 vs. Ari	L	QB	35	21	60.0	212	6.06	1	2.9	1	2.9	39	6	56	74.9	2	17	8.5	16	1
9/19 at Sea	W	QB	40	27	67.5	347	8.68	0	0.0	0	0.0	51	3	27	94.5	4	27	6.8	19	0
9/26 vs. Ind	W	QB	27	18	66.7	197	7.30	3	11.1	2	7.4	26	1	9	94.2	5	56	11.2	28	0
10/3 at NYJ	L	QB	49	30	61.2	298	6.08	1	2.0	0	0.0	27	7	45	85.2	3	9	3.0	7	0
10/10 at Jax	W	QB	22	14	63.6	197	8.95	1	4.5	0	0.0	26	3	13	107.6	3	21	7.0	8	0
10/18 vs. Buf	W	QB	29	18	62.1	216	7.45	0	0.0	1	3.4	48	0	0	70.5	2	3	1.5	4t	1
10/24 vs. KC	W	QB	27	21	77.8	270	10.00	1	3.7	1	3.7	46	1	9	105.2	2	6	3.0	4	1
10/31 at Ind																				
11/7 at LAR																				
11/14 vs. NO																				
11/21 vs. Hou																				
11/28 at NE																				
12/12 vs. Jax																				
12/19 at Pit																				
12/23 vs. SF																				
1/2 vs. Mia																				
1/9 at Hou																				

Tannehill's Career Regular Season Statistics (2012-18 with Miami):

Year	G	S	Passing													Rushing				
			Att	Cmp	Pct	Yds	Yd/Att	TD	TD%	Int	Int%	Lg	Sack	Lost	Rate	Att	Yds	Avg	Lg	TD
2012	16	16	484	282	58.3	3,294	6.8	12	2.5	13	2.7	80	35	234	76.1	49	211	4.3	31	2
2013	16	16	588	355	60.4	3,913	6.7	24	4.1	17	2.9	67	58	399	81.7	40	238	6.0	48	1
2014	16	16	590	392	66.4	4,045	6.9	27	4.6	12	2.0	50	46	337	92.8	56	311	5.6	40	1
2015	16	16	586	363	61.9	4,208	7.2	24	4.1	12	2.0	54	45	420	88.7	32	141	4.4	28	1
2016	13	13	389	261	67.1	2,995	7.7	19	4.9	12	3.1	74	29	216	93.5	39	164	4.2	18	1
2017	0	0																		
2018	11	11	274	176	64.2	1,979	7.2	17	6.2	9	3.3	75	35	279	92.7	32	145	4.5	20	0
2019	12	10	286	201	70.3	2,742	9.6	22	7.7	6	2.1	91	31	212	117.5	43	185	4.3	25	4
2020	16	16	481	315	65.5	3,819	7.9	33	6.9	7	1.5	75	24	173	106.5	43	266	6.2	45	7
2021	7	7	229	149	65.1	1,737	7.6	7	3.1	5	2.2	51	21	159	89.0	21	139	6.6	28	3
Totals	123	121	3,907	2,494	63.8	28,732	7.4	185	4.7	93	2.4	91t	324	2,429	91.8	355	1,800	5.1	48	20

Tannehill's Career Postseason Statistics:

Year	G	S	Passing													Rushing				
			Att	Cmp	Pct	Yds	Yd/Att	TD	TD%	Int	Int%	Lg	Sack	Lost	Rate	Att	Yds	Avg	Lg	TD
2016	0	0	0	0	-	0	-	0	-	0	-	-	0	0	-	0	0	-	-	0
2019	3	3	60	36	60.0	369	6.2	5	8.3	1	1.7	45	5	40	98.5	13	35	2.7	9	1
2020	1	1	26	18	69.2	165	6.3	1	3.8	1	3.8	35	1	7	83.0	2	6	3.0	4	0
Totals	4	4	86	54	62.8	534	6.2	6	7.0	2	2.3	45	6	47	93.8	15	41	2.7	9	1

Tannehill's Regular Season Single-Game Highs:

- Attempts** - 58 at N.Y. Jets (11/29/15)
- Completions** - 35 vs. Minnesota (12/21/14)
- Passing Yards** - 431 at Arizona (9/30/12)
- Touchdown Passes** - 4 (Four times, last vs. Houston, 10/18/20)
- Long Completion** - 91t at Oakland (12/8/19)
- Completion Percentage** - 79.3 vs. L.A. Chargers (10/20/19)
- Passer Rating** - 155.3 vs. Oakland (9/23/18)
- Rushing Attempts** - 8 (Twice, last at N.Y. Jets, 9/16/18)
- Rushing Yards** - 56 (Twice, last vs. Indianapolis, 9/26/21)
- Long Rush** - 48 at Pittsburgh (12/8/13)
- Rushing Touchdowns** - 2 (Three times, last at Houston, 1/3/21)

Tannehill's Playoff Single-Game Highs:

- Attempts** - 31 at Kansas City (1/19/20)
- Completions** - 21 at Kansas City (1/19/20)
- Passing Yards** - 209 at Kansas City (1/19/20)
- Touchdown Passes** - 2 (Twice, last at Kansas City, 1/19/20)
- Long Completion** - 45t at Baltimore (1/11/20)
- Completion Percentage** - 69.2 vs. Baltimore (1/10/21)
- Passer Rating** - 108.1 at Kansas City (1/19/20)
- Rushing Attempts** - 6 at Baltimore (1/11/20)
- Rushing Yards** - 13 at Baltimore (1/11/20)
- Long Rush** - 9 at Baltimore (1/11/20)
- Rushing Touchdowns** - 1 at Baltimore (1/11/20)





2020 NFL PASSING LEADERS

Ryan Tannehill finished among the 2020 NFL passing leaders in several categories.

Highest passer rating in 2020 (qualifiers only):

Player	Team	Passer Rating
1. Aaron Rodgers	Green Bay Packers	121.5
2. Deshaun Watson	Houston Texans	112.4
3. Patrick Mahomes	Kansas City Chiefs	108.2
4. Josh Allen	Buffalo Bills	107.2
5. Ryan Tannehill	Tennessee Titans	106.5
6. Drew Brees	New Orleans Saints	106.4
7. Russell Wilson	Seattle Seahawks	105.1
8. Kirk Cousins	Minnesota Vikings	105.0
9. Tom Brady	Tampa Bay Buccaneers	102.2
10. Derek Carr	Las Vegas Raiders	101.4

Most touchdown passes in 2020:

Player	Team	TD Passes
1. Aaron Rodgers	Green Bay Packers	48
2. Russell Wilson	Seattle Seahawks	40
Tom Brady	Tampa Bay Buccaneers	40
4. Patrick Mahomes	Kansas City Chiefs	38
5. Josh Allen	Buffalo Bills	37
6. Kirk Cousins	Minnesota Vikings	35
7. Ryan Tannehill	Tennessee Titans	33
Deshaun Watson	Houston Texans	33
Ben Roethlisberger	Pittsburgh Steelers	33
10. Justin Herbert	Los Angeles Chargers	31

Highest passing average in 2020 (yards per attempt):

Player	Team	Yards/Att
1. Deshaun Watson	Houston Texans	8.9
2. Kirk Cousins	Minnesota Vikings	8.3
3. Aaron Rodgers	Green Bay Packers	8.2
4. Patrick Mahomes	Kansas City Chiefs	8.1
5. Josh Allen	Buffalo Bills	7.9
Ryan Tannehill	Tennessee Titans	7.9
Derek Carr	Las Vegas Raiders	7.9
8. Ryan Fitzpatrick	Miami Dolphins	7.8
9. Matthew Stafford	Detroit Lions	7.7
Philip Rivers	Indianapolis Colts	7.7

Highest touchdown-to-interception ratio in 2020:

Player	Team	TDs per INT
1. Aaron Rodgers	Green Bay Packers	9.60
2. Patrick Mahomes	Kansas City Chiefs	6.33
3. Ryan Tannehill	Tennessee Titans	4.71
Deshaun Watson	Houston Texans	4.71
5. Drew Brees	New Orleans Saints	4.00
6. Josh Allen	Buffalo Bills	3.70
7. Tom Brady	Tampa Bay Buccaneers	3.33
8. Ben Roethlisberger	Pittsburgh Steelers	3.30
9. Baker Mayfield	Cleveland Browns	3.25
10. Gardner Minshew	Jacksonville Jaguars	3.20

SINGLE-SEASON FRANCHISE RECORDS

Ryan Tannehill enjoyed one of the finest statistical passing seasons of any quarterback in Titans/Oilers franchise history in 2020. He concluded the season ranked among the franchise greats in several passing categories, including yards and touchdowns.

Prior to 2020, Tannehill's 2019 totals included 2,742 yards, 22 touchdowns and six interceptions on 201-of-286 passing. His passer rating of 117.5 ranked first in the NFL and was one of three major single-season passing records he set for the franchise. He also established new benchmarks for completion percentage (70.3) and passing average (9.6).

Single-season passing yardage leaders, franchise history:

Player	Season	Pass Yards
1. Warren Moon	1991	4,690
2. Warren Moon	1990	4,689
3. Ryan Tannehill	2020	3,819
4. Warren Moon	1989	3,631
5. Matt Hasselbeck	2011	3,571

Single-season touchdown pass leaders, franchise history:

Player	Season	TD Passes
1. George Blanda	1961	36
2. Ryan Tannehill	2020	33
Warren Moon	1990	33
4. George Blanda	1962	27
5. Marcus Mariota	2016	26

Single-season passer rating leaders, franchise history:

Player	Season	Rating
1. Ryan Tannehill	2019	117.5
2. Ryan Tannehill	2020	106.5
3. Steve McNair	2003	100.4
4. Warren Moon	1990	96.8
5. Marcus Mariota	2016	95.6

Single-season completion percentage leaders, franchise history:

Player	Season	Comp Pct
1. Ryan Tannehill	2019	70.3
2. Marcus Mariota	2018	68.9
3. Cody Carlson	1992	65.6
4. Ryan Tannehill	2020	65.5
5. Warren Moon	1992	64.7

Single-season passing average leaders (yards per attempt), franchise history:

Player	Season	Yards/Att
1. Ryan Tannehill	2019	9.6
2. George Blanda	1961	9.2
3. Steve McNair	2003	8.0
Warren Moon	1990	8.0
5. Ryan Tannehill	2020	7.9
Warren Moon	1988	7.9

Single-season combined passing and rushing touchdown leaders, franchise history:

Player	Season	Pass + Rush TD
1. Ryan Tannehill	2020	40
2. George Blanda	1961	36
3. Warren Moon	1990	35
4. Steve McNair	2003	28
Marcus Mariota	2016	28
George Blanda	1960	28

TANNEHILL'S CAREER 300-YARD PASSING GAMES

Date	Opp	W/L	Att	Cmp	Pct	Yds	TD	Int	Rtg
9/30/12	at Arizona	L	41	26	63.4	431	1	2	86.5
12/21/14	Minnesota	W	47	35	74.5	396	4	1	118.7
12/8/19	at Oakland	W	27	21	77.8	391	3	1	140.4
12/6/20	Cleveland	L	45	29	64.4	389	3	1	104.8
9/18/16	at New England	L	45	32	71.1	387	2	2	93.5
10/18/20	Houston	W	41	30	73.2	366	4	1	122.6
9/20/15	at Jacksonville	L	44	30	68.2	359	2	0	108.0
11/29/15	at N.Y. Jets	L	58	33	56.9	351	3	1	84.8
1/3/16	New England	W	38	25	65.8	350	2	0	112.8
9/19/21	at Seattle	W	40	27	67.5	347	0	0	94.5
12/14/14	at New England	L	47	29	61.7	346	1	2	73.5
11/3/19	at Carolina	L	39	27	69.2	331	1	2	82.3
12/1/13	at N.Y. Jets	W	43	28	65.1	331	2	1	94.2
12/27/15	Indianapolis	L	38	26	68.4	329	0	1	84.2
9/27/20	at Minnesota	W	37	23	62.2	321	0	1	78.8
9/25/16	Cleveland	W	39	25	64.1	319	3	2	93.9
9/15/13	at Indianapolis	W	34	23	67.6	319	1	0	107.4
10/20/19	L.A. Chargers	W	29	23	79.3	312	2	1	120.1
12/15/13	New England	W	37	25	67.6	312	3	0	120.6
11/24/13	Carolina	L	42	28	66.7	310	1	1	86.4
11/8/15	at Buffalo	L	35	26	74.3	307	0	0	100.5
10/6/13	Baltimore	L	40	21	52.5	307	1	0	86.1
10/29/15	at New England	L	44	28	63.6	300	0	2	64.6

A NEW START

Since **Ryan Tannehill's** first start with the Titans, which took place Oct. 20, 2019 against the Los Angeles Chargers, he has been one of the NFL's passing leaders in several categories. He ranks fourth in the NFL in that time period in passer rating.

Highest passer rating since Ryan Tannehill became the Titans starter in Week 7 of 2019 (minimum 224 attempts):

Player	Att	Cmp	Pct	Yds	TD	Int	Rating
1. Drew Brees	720	521	72.4%	5,513	49	8	112.3
2. Aaron Rodgers	1097	739	67.4%	8,421	81	10	111.0
3. Lamar Jackson	807	526	65.2%	6,320	61	15	106.5
4. Ryan Tannehill	980	652	66.5%	8,154	62	17	106.1
5. Kirk Cousins	1044	714	68.4%	8,263	65	18	105.6
6. Deshaun Watson	838	575	68.6%	7,031	47	16	105.0
7. Russell Wilson	1010	678	67.1%	7,814	67	19	104.5
8. Matthew Stafford	887	587	66.2%	7,368	55	17	104.5
9. Patrick Mahomes	1119	749	66.9%	8,760	68	19	103.7
10. Dak Prescott	823	550	66.8%	6,687	44	13	102.9



TEAM SINGLE-GAME PASSER RATING

On Dec. 20, 2020, **Ryan Tannehill** recorded at 145.8 passer rating against the Detroit Lions. It qualified as the seventh best single-game passer rating in franchise history (minimum 20 attempts) and was Tannehill's second-highest passer rating in a qualifying game (155.3 vs. Oakland on Sept. 23, 2018).

On Sept. 20, 2020, Tannehill posted a 145.7 passer rating against the Jacksonville Jaguars that at the time ranked seventh in team history.

Highest single-game passer ratings in franchise history (min. 20 attempts):

Player	Opp	Date	Att	Cmp	Yds	TD	Int	Rtg
1. Chris Chandler	at Cin	9/24/95	26	23	352	4	0	158.3
2. Marcus Mariota	GB	11/13/16	26	19	295	4	0	149.8
3. Marcus Mariota	Jax	10/27/16	22	18	270	2	0	148.1
4. Marcus Mariota	at Hou	11/26/18	23	22	303	2	0	147.7
5. Steve McNair	Hou	10/12/03	27	18	421	3	0	146.8
6. Warren Moon	at Cle	11/18/90	32	24	322	5	0	146.1
7. Ryan Tannehill	Det	12/20/20	27	21	273	3	0	145.8
8. Ryan Tannehill	Jax	9/20/20	24	18	239	4	0	145.7
9. Warren Moon	Buf	11/26/90	22	16	300	2	0	145.1
10. Chris Chandler	Den	11/26/95	26	18	280	3	0	143.1

LEADING VETERAN QBS ON NEW TEAMS

In 2019, **Ryan Tannehill** set a new standard for veteran quarterbacks in their first year with a new team. Tannehill, who was acquired in a trade after seven years with the Miami Dolphins, had a passer rating of 117.5. No quarterback has ever finished with a passer rating that high in his first season with a new team after playing at least one year with another team.

Brett Favre held the distinction until 2019. In 2009, Favre's 107.2 passer rating with the Minnesota Vikings became the best figure in league annals by a veteran in his first campaign with a new club.

Highest passer rating in a veteran's first season with a new team:

Player	Season	New Team	Former Team	Rating
1. Ryan Tannehill	2019	Tennessee	Miami	117.5
2. Brett Favre	2009	Minnesota	N.Y. Jets	107.2
3. Peyton Manning	2012	Denver	Indianapolis	105.8
4. Vinny Testaverde	1998	N.Y. Jets	Baltimore	101.6
5. Kirk Cousins	2018	Minnesota	Washington	99.7
6. Tyrod Taylor	2015	Buffalo	Baltimore	99.4
7. Sam Bradford	2016	Minnesota	Philadelphia	99.3
8. Len Dawson	1962	Dallas Texans	Cleveland	98.3
Case Keenum	2017	Minnesota	L.A. Rams	98.3
10. Brian Griese	2004	Tampa Bay	Miami	97.5

2019 NFL PASSING LEADERS

Ryan Tannehill led the NFL in 2019 with a 117.5 passer rating and a 9.6-yard passing average. He also placed third in completion percentage (70.3) and second in touchdown percentage (7.7).

Tannehill became the organization's only quarterback other than **Steve McNair** in 2003 to lead the NFL in passer rating. New Orleans' **Drew Brees** finished in second place behind Tannehill with a 116.3 passer rating.

Highest passer rating in 2019 (qualifiers only):

Player	Team	Passer Rating
1. Ryan Tannehill	Tennessee Titans	117.5
2. Drew Brees	New Orleans Saints	116.3
3. Lamar Jackson	Baltimore Ravens	113.3
4. Kirk Cousins	Minnesota Vikings	107.4
5. Russell Wilson	Seattle Seahawks	106.3
6. Matthew Stafford	Detroit Lions	106.0
7. Patrick Mahomes	Kansas City Chiefs	105.3
8. Jimmy Garoppolo	San Francisco 49ers	102.0
9. Derek Carr	Oakland Raiders	100.8
10. Dak Prescott	Dallas Cowboys	99.7

Highest completion percentage in 2019 (qualifiers only):

Player	Team	Comp. Pct.
1. Drew Brees	New Orleans Saints	74.3
2. Derek Carr	Oakland Raiders	70.4
3. Ryan Tannehill	Tennessee Titans	70.3
4. Kirk Cousins	Minnesota Vikings	69.1
	San Francisco 49ers	69.1
6. Deshaun Watson	Houston Texans	67.3
7. Matt Ryan	Atlanta Falcons	66.2
8. Russell Wilson	Seattle Seahawks	66.1
	Baltimore Ravens	66.1
10. Philip Rivers	Los Angeles Chargers	66.0

Highest passing average in 2019 (yards per attempt; qualifiers only):

Player	Team	Yards/Att.
1. Ryan Tannehill	Tennessee Titans	9.6
2. Matthew Stafford	Detroit Lions	8.6
3. Jimmy Garoppolo	San Francisco 49ers	8.4
4. Patrick Mahomes	Kansas City Chiefs	8.3
5. Dak Prescott	Dallas Cowboys	8.2
	Tampa Bay Buccaneers	8.2
7. Kirk Cousins	Minnesota Vikings	8.1
8. Russell Wilson	Seattle Seahawks	8.0
9. Derek Carr	Oakland Raiders	7.9
	New Orleans Saints	7.9

Highest touchdown percentage in 2019 (qualifiers only):

Player	Team	TD Pct.
1. Lamar Jackson	Baltimore Ravens	9.0
2. Ryan Tannehill	Tennessee Titans	7.7
3. Drew Brees	New Orleans Saints	7.1
4. Matthew Stafford	Detroit Lions	6.5
5. Russell Wilson	Seattle Seahawks	6.0
6. Kirk Cousins	Minnesota Vikings	5.9
7. Jimmy Garoppolo	San Francisco 49ers	5.7
8. Patrick Mahomes	Kansas City Chiefs	5.4
9. Jameis Winston	Tampa Bay Buccaneers	5.3
	Houston Texans	5.3

RYAN TANNEHILL'S STARTING RECORD WHEN ...

Record When Tannehill	Regular Season			Playoffs	
	2021	2019-21	Career	2020	Career
Starts at quarterback	5-2	23-10	65-56	0-1	2-2
Starts vs. division opponents	2-0	10-2	23-21	0-0	0-0
Passes for 300 or more yards	1-0	5-2	11-12	0-0	0-0
Completes 1 or more TD passes	3-2	20-10	57-41	0-1	2-2
Completes 2 or more TD passes	1-0	16-5	43-17	0-0	1-1
Completes 3 or more TD passes	1-0	7-2	18-5	0-0	0-0
Starts and passes for no INTs	2-1	15-4	40-19	0-0	1-1
Completes 70.0% of his passes	1-0	11-0	30-5	0-0	0-0
Has a passer rating of 80.0+	4-1	21-8	58-28	0-1	1-1
Has a passer rating of 90.0+	4-0	21-5	53-13	0-0	1-1
Has a passer rating of 100.0+	2-0	18-3	36-7	0-0	1-1
Sacked 0 times	1-0	4-0	7-3	0-0	0-0
Rushes for 1 or more TDs	2-1	7-4	9-8	0-0	1-0
Rushes for 2 or more TDs	0-0	3-0	3-0	0-0	0-0
Rushes and Passes for 1 TD	1-1	6-4	7-5	0-0	1-0

BAUGH, MONTANA & TANNEHILL

During the 2019 season, Titans quarterback **Ryan Tannehill** accomplished a statistical feat only reached previously by a pair of Pro Football Hall of Fame quarterbacks.

Tannehill's season statistics included a 70.3 completion percentage and an average of 9.6 yards per passing attempt.

In the history of the NFL, only two previous qualifying passers have enjoyed a season in which they completed at least 70.0 percent of their passes and averaged at least 9.0 yards per attempt: **Sammy Baugh** and **Joe Montana**.

Montana led the San Francisco 49ers to a Super Bowl XXIV title and won the NFL MVP award following a 1989 season in which he completed 70.2 percent of his passes (271 of 386) and averaged 9.1 yards per attempt (3,521 yards).

Baugh directed the Washington Redskins to the NFL Championship game in 1945, while completing 70.3 percent of his passes (128 of 182) and averaging 9.2 yards per attempt (1,669 yards).

Players in NFL history (through 2019) with a completion rate of at least 70.0 percent and a passing average of at least 9.0 yards per attempt (qualifiers only):

Player	Team	Year	Comp %	Yards/Att
Ryan Tannehill	Tennessee	2019	70.3	9.6
Joe Montana	San Francisco	1989	70.2	9.1
Sammy Baugh	Washington	1945	70.3	9.2

SINGLE-SEASON NFL LEADERS

Ryan Tannehill established the fourth-highest single-season passer rating in NFL history in 2019. His 117.5 passer rating is surpassed in league annals by only **Aaron Rodgers'** 122.5 passer rating in 2011, **Peyton Manning's** 121.1 in 2004 and **Nick Foles'** 119.2 in 2013.

Meanwhile, his 9.6-yard passing average tied for eighth in NFL annals.

NFL all-time single-season passer rating leaders (through 2019):

Player	Team	Season	Rating
1. Aaron Rodgers	Green Bay Packers	2011	122.5
2. Peyton Manning	Indianapolis Colts	2004	121.1
3. Nick Foles	Philadelphia Eagles	2013	119.2
4. Ryan Tannehill	Tennessee Titans	2019	117.5
5. Tom Brady	New England Patriots	2007	117.2
6. Matt Ryan	Atlanta Falcons	2016	117.1
7. Drew Brees	New Orleans Saints	2019	116.3
8. Drew Brees	New Orleans Saints	2018	115.7
9. Peyton Manning	Denver Broncos	2013	115.1
10. Patrick Mahomes	Kansas City Chiefs	2018	113.8

NFL all-time single-season passing average leaders (through 2019):

Player	Team	Season	Yds/Att	
1. Sid Luckman	Chicago Bears	1943	10.9	
2. Otto Graham	Cleveland Browns	1953	10.6	
3. Otto Graham	Cleveland Browns	1947	10.2	
4. Norm Van Brocklin	Los Angeles Rams	1954	10.1	
5. Ed Brown	Chicago Bears	1956	9.9	
	Kurt Warner	St. Louis Rams	2000	9.9
7. Otto Graham	Cleveland Browns	1949	9.8	
8. Chris Chandler	Atlanta Falcons	1998	9.6	
	Ryan Fitzpatrick	Tampa Bay Buccaneers	2018	9.6
Ryan Tannehill	Tennessee Titans	2019	9.6	

RYAN TANNEHILL'S GAME-WINNING DRIVES

In his NFL career, quarterback **Ryan Tannehill** has led 24 game-winning drives in the fourth quarter or overtime, including the regular season and postseason. That includes 11 total games with the Titans from 2019 to 2021.

Per the Elias Sports Bureau, a game-winning drive is defined as when a quarterback's team scores on an offensive possession to put the team ahead (whether tied or from behind) for good in the fourth quarter or overtime.

Ryan Tannehill's game-winning drives:

Date/Opp.	Largest 4th Qtr Deficit/Tie	Score, Start of Drive	Drive Start	Tannehill's Drive Stats (Att-Cmp-Yds, TD, Rushing)	Drive Totals	Drive End	Game-Winning Scoring Play	Final Score
Dolphins Career:								
11/25/12 at Sea	14-21	21-21	1:32	4-3-51, 0 TD, 1 rush for 15 yds	7-65-1:32	0:00	D. Carpenter 43-yard FG	24-21
9/22/13 vs. Atl	20-23	20-23	4:46	12-9-69, 1 TD, 0 rushes	13-75-4:08	0:38	Tannehill 1-yard pass to D. Sims	27-23
12/8/13 at Pit	24-28	24-28	4:31	3-3-25, 1 TD, 0 rushes	4-80-1:38	2:53	Tannehill 12-yard pass to C. Clay	34-28
12/15/13 vs. NE	17-20	17-20	4:07	8-6-66, 1 TD, 0 rushes	9-60-2:52	1:15	Tannehill 14-yard pass to M. Thigpen	24-20
12/1/14 at NYJ	6-13	13-13	5:42	5-4-43, 0 TD, 0 rushes	9-57-3:45	1:57	C. Sturgis 26-yard FG	16-13
11/15/15 at Phi	13-16	13-16	3:09 (3rd Q)	3-3-62, 1 TD, 0 rushes	7-87-3:14	14:55	Tannehill 4-yard pass to J. Landry	20-19
1/3/16 vs. NE	10-10	10-10	9:50	4-4-77, 1 TD, 0 rushes	6-82-2:52	6:58	Tannehill 2-yard pass to J. Cameron	20-10
9/25/16 vs. Cle	24-24	24-24	9:39 (OT)	1-1-32, 0 TD, 0 rushes	3-44-1:13	8:26	J. Ajayi 11-yard run	30-24
10/23/16 vs. Buf	14-17	14-17	7:45	1-1-18, 0 TD, 0 rushes	6-64-3:49	3:56	D. Williams 12-yard run	28-25
11/20/16 at LAR	0-10	7-10	2:11	5-5-53, 1 TD, 0 rushes	7-75-1:35	0:36	Tannehill 9-yard pass to D. Parker	14-10
9/23/18 vs. Oak	14-17	14-17	8:06	0-0-0, 0 TD, 1 rush for 18 yds	2-70-0:48	7:18	A. Wilson end around 52-yard pass to J. Grant	28-20
12/2/18 vs. Buf	14-17	14-17	12:00	3-3-25, 1 TD, 0 rushes	6-75-3:18	8:42	Tannehill 13-yard pass to K. Stills	21-17
12/9/18 vs. NE	28-33	28-33	0:07	1-1-69, 1 TD, 0 rushes	1-69-0:07	0:00	K. Drake 69-yard pass play by R. Tannehill	34-33
Titans Career:								
10/20/19 vs. LAC	10-10	10-10	5:20 (3rd Q)	8-6-76, 1 TD, 1 rush for 2 yds	14-85-7:09	13:11	Tannehill 5-yard pass to T. Sharpe	23-20
10/27/19 vs. TB	20-23	20-23	13:49	11-9-85, 1 TD, 0 rushes	12-90-6:54	6:55	Tannehill 8-yard pass to A. Brown	27-23
11/10/19 vs. KC	20-29	27-32	1:21	3-2-43, 1 TD, 1 rush for 18 yds	4-61-0:58	14:37	Tannehill 23-yard pass to A. Humphries	35-32
9/14/20 at Den	13-14	13-14	3:05	7-5-40, 0 TD, 0 rushes	12-83-2:48	0:17	Gostkowski 25-yard FG	16-14
9/20/20 vs. Jax	30-30	30-30	3:29	2-4-10, 0 TD, 0 rushes	8-29-1:53	1:36	Gostkowski 49-yard FG	33-30
9/27/20 at Min	25-30	28-30	3:42	4-5-34, 0 TD, 0 rushes	9-44-1:58	1:44	Gostkowski 55-yard FG	31-30
10/18/20 vs. Hou	29-36	36-36	10:00 (OT)	2-2-55, 0 TD, 0 rushes	6-82-3:30	6:30	Henry 5-yard run	42-36
11/22/20 at Bal	13-21	24-24	7:58 (OT)	3-3-36, 0 TD, 0 rushes	6-73-2:37	5:21	Henry 29-yard run	30-24
1/3/21 at Hou	31-35	38-38	0:18	1-1-52, 0 TD, 0 rushes	3-56-0:18	0:00	Sloman 37-yard FG	41-38
9/19/21 at Sea	16-30	30-30	7:19 (OT)	0-0-0, 0 TD, 0 rushes	5-21-2:34	4:45	Bullock 36-yard FG	33-30
10/18/21 vs. Buf	24-31	27-31	8:01	5-5-58, 0 TD, 0 rushes	8-70-4:56	3:05	Henry 13-yard run	34-31

2 TD PASSES W/ LESS THAN 2 INTS

To end the 2019 regular season, **Ryan Tannehill** completed multiple touchdown passes for seven consecutive games, one game shy of **Marcus Mariota's** 2016 franchise record of eight consecutive games with multiple touchdown passes.

However, Tannehill did establish a franchise benchmark in his final seven contests for two consecutive games with multiple touchdown passes and fewer than two interceptions. Over those seven games, he had two total interceptions—one each on Dec. 8 (at Oakland) and Dec. 15 (vs. Houston)—to go along with 19 touchdown passes and a 129.8 passer rating.

Most consecutive games in a season in franchise history with multiple touchdown passes and fewer than two interceptions:

Player	Season	Consec. Games
1. Ryan Tannehill	2019	7
2. Ryan Tannehill	2020	5
3. Marcus Mariota	2016	4
Warren Moon	1990	4
4. (multiple tied)		3

Tannehill's streak was the best in the NFL in 2019. **Drew Brees**, **Kirk Cousins** and **Jacoby Brissett** had runs of four consecutive games with multiple touchdown passes and fewer than two interceptions, tying for second.

Most consecutive games in 2019 with multiple touchdown passes and fewer than two interceptions:

Player	Team	Consec. Games
1. Ryan Tannehill	Tennessee Titans	7
2. Drew Brees	New Orleans Saints	4
Kirk Cousins	Minnesota Vikings	4
Jacoby Brissett	Indianapolis Colts	4
5. (several tied)		3

MOST TD PASSES IN A POSTSEASON

During the 2019 playoffs, **Ryan Tannehill** completed at least one touchdown pass in all three of the team's games and totaled five touchdown passes. Tannehill tied **Warren Moon's** 1991 franchise record for the most touchdown passes in a single postseason.

Most touchdown passes in a single postseason, franchise history:

Player	Season	TD Passes
1. Ryan Tannehill	2019	5
Warren Moon	1991	5
3. Marcus Mariota	2017	4
Warren Moon	1992	4
Dan Pastorini	1978	4
6. Steve McNair	2002	3
George Blanda	1960	3

GAMES WITH A 130 PASSER RATING

During the 2019 campaign, **Ryan Tannehill** produced a streak of four consecutive games with a passer rating greater than 130. The run included a 133.9 passer rating against the Kansas City Chiefs (Nov. 10), a 155.8 against the Jacksonville Jaguars (Nov. 24), a 131.2 at the Indianapolis Colts (Dec. 1) and a 140.4 at the Oakland Raiders (Dec. 8).

In franchise history, no quarterback prior to Tannehill had ever produced four consecutive starts with a passer rating of 130 or better (minimum 10 attempts per game). **Marcus Mariota** (2016) was the most recent of six Titans/Oilers signal callers to do so for three games before Tannehill.

Most consecutive games in a single season with a 130 passer rating, franchise history (minimum 10 attempts each game):

Player	Dates	Games
1. Ryan Tannehill	Nov. 10–Dec. 8, 2019	4
2. Marcus Mariota	Nov. 13–Nov. 27, 2016	3
Ryan Fitzpatrick	Nov. 10–Nov. 24, 2013	3
Steve McNair	Dec. 2–Dec. 16, 2001	3
Warren Moon	Oct. 22–Nov. 5, 1989	3
Dan Pastorini	Nov. 11–Nov. 22, 1979	3
George Blanda	Dec. 3–Dec. 17, 1961	3

Tannehill joined **Russell Wilson** (2015) and **John Hadl** (1973) as the only players in NFL history to register four consecutive games with a minimum of 10 pass attempts and a passer rating of at least 130.

Most consecutive games in a single season with a 130 passer rating, NFL history (through 2019; minimum 10 attempts each game):

Player	Team	Dates	Games
1. Ryan Tannehill	Tennessee	Nov. 10–Dec. 8, 2019	4
Russell Wilson	Seattle	Nov. 22–Dec. 13, 2015	4
John Hadl	L.A. Rams	Sept. 16–Oct. 7, 1973	4
4. (several tied)			3

Tannehill registered a total of six single-game passer ratings of 130 or greater in only 10 starts during the 2019 regular season. He tied Wilson with the most such performances in 2019 and also tied for the most by any NFL starting quarterback in any season since 1960. Green Bay's **Aaron Rodgers** (2011) and Dallas' **Tony Romo** (2014) are the only other quarterbacks to accomplish the feat.

In franchise history, former Oilers quarterback **Chris Chandler** previously had the most season games with a 130-plus passer rating, with four in 1995.

Most starts by a quarterback with a passer rating of 130.0 or greater, 1960–2019:

Player	Season	Team	Games
1. Ryan Tannehill	2019	Tennessee Titans	6
Russell Wilson	2019	Seattle Seahawks	6
Tony Romo	2014	Dallas Cowboys	6
Aaron Rodgers	2011	Green Bay Packers	6
5. (seven tied)			5

MORE TITANS QUARTERBACKS

5 - QB LOGAN WOODSIDE

6-1, 213, 2nd Year, Toledo

➤ Logan Woodside was re-signed by the Titans as a free agent during the 2019 offseason after spending three weeks on the Titans practice squad during the 2018 campaign.

➤ In 2020, he spent the entire year on the 53-man roster as the Titans' backup quarterback behind Ryan Tannehill. He appeared in six games during the regular season, attempting three passes with one completion for seven yards. He added seven rushing attempts for 10 yards.

➤ He spent the entire 2019 season on the Titans' practice squad/injured list.


➤ Prior to rejoining the Titans during the 2019 offseason, he had a stint with the Alliance of American Football League's San Antonio Commanders. In seven AAF games, he completed 116-of-201 passes for 1,385 yards and seven touchdowns.

➤ Woodside was originally selected by the Cincinnati Bengals in the seventh round (249th overall) of the 2018 NFL Draft.

➤ A native of Frankfort, Ky., he established program records at Toledo in passing yards (10,514), touchdowns (93), passing efficiency (162.87) and 300-yard games (17) during a four-year career. His 93 touchdown passes ranks fifth all-time in MAC history.

➤ As a senior for the Rockets in 2017, he led the MAC in completion percentage (64.2), passing efficiency (162.2), touchdowns (28), passing yards (3,882), yards per completion (14.7), and yards per attempt (9.45). He was named the MAC Offensive Player of the Year.

➤ Woodside attended Franklin County High School (Frankfort, Ky.) where he completed 138-of-212 passes for 2,951 yards and a school-record 41 touchdowns as a senior.




TITANS RUNNING BACKS

No.	Name	Ht	Wt	Exp	College
41	Blasingame, Khari	6-0	233	3	Vanderbilt
32	Evans, Darrynton	5-10	203	2	Appalachian State
22	Henry, Derrick	6-3	247	6	Alabama
28	McNichols, Jeremy	5-9	205	2	Boise State

#22 • RB DERRICK HENRY

6-3, 247, 6th Year, Alabama

[Click for complete bio](#)



Running back **Derrick Henry** is in his sixth NFL season in 2021. He was selected by the Titans with the 45th overall pick in the second round of the 2016 NFL Draft.

Henry was named the Associated Press NFL Offensive Player of the Year in 2020 after an historic campaign in which he totaled 378 rushing attempts for 2,027 yards and 17 touchdowns. His rushing yardage total established a new franchise record and led the NFL. As the eighth player in NFL annals to hit the 2,000-yard mark, his 2,027 yards finished fifth on the all-time single-season rushing charts. He was honored with his second consecutive Pro Bowl, named first-team Associated Press All-Pro, and won the FedEx Ground Player of the Year Award for the second consecutive year.

Henry was a first-time team captain in 2020. He started all 16 regular season games for the first time and became the first player since **LaDainian Tomlinson** (2006-07) to lead the NFL in rushing yards in consecutive years. He was the first player in more than 50 years to lead the league in rushing yards, attempts and rushing touchdowns in consecutive seasons and the fifth player ever to do so. The most recent prior to him was Cleveland's **Leroy Kelly** from 1967 to 1968.

Henry's 17 rushing touchdowns in 2020 set a career high and finished as the second-best total in franchise history behind **Earl Campbell's** 19 rushing touchdowns in 1979.

In 2019, Henry was named to his first Pro Bowl and added second-team Associated Press All-Pro honors after leading the NFL in rushing. In 15 games, he totaled 1,540 yards on 303 carries (5.1 avg.), joining **Billy Cannon** (AFL, 1961), Campbell (1978-80) and **Chris Johnson** (2009) as the only running backs in franchise history to lead their respective leagues in rushing. At the time, Henry's single-season total ranked fourth in franchise annals behind Johnson's 2009 total (2,006) and Campbell's 1979 (1,697) and 1980 (1,934) performances.

With 16 rushing touchdowns in 2019, Henry tied for the NFL lead (**Aaron Jones**). Adding his two receiving touchdowns, his 18 total touchdowns were third in the NFL and tied for second in franchise annals (19 by Campbell in 1979; 18 by **Bill Groman** in 1961).

Henry's performance late in the 2019 season was instrumental in the team's run to the AFC championship game. Over the final six games of the regular season plus three playoff appearances, Henry registered seven 100-yard games. During a three-game stretch (Dec. 29 at Houston, Jan. 4 at New England and Jan. 11 at Baltimore), he became the first player in NFL history to rush for at least 180 yards in three consecutive regular season and/or postseason games.

Henry authored his first career 1,000-yard season in 2018 and the 28th 1,000-yard rushing season in franchise history, totaling 1,059 yards and 12 touchdowns on 215 carries—all then-career highs.

His 2018 rushing yardage ranked second in the AFC to **Joe Mixon's** 1,168 yards, and he finished seventh in the NFL. Henry's 12 rushing touchdowns tied **James Connor** for third place in the NFL behind **Todd Gurley** (17) and **Alvin Kamara** (14).

Henry was named AFC Offensive Player of the Month for December 2018. His 625 rushing yards in the month were the most by any NFL player in any month during the season.

Against the Jacksonville Jaguars on Dec. 6, 2018, Henry recorded one of the greatest single games in franchise history in front of a national

television audience. He broke Johnson's single-game franchise record (228) with 238 rushing yards, including a 99-yard touchdown run. He joined **Tony Dorsett** as the only two players in NFL history to rush for a 99-yard score.

In 2017, Henry shared time in the Titans backfield with **DeMarco Murray**. Henry led the team with 744 rushing yards on 176 carries, and he added 11 receptions for 136 yards and a touchdown. His five rushing touchdowns tied for second on the club.

As a rookie in 2016, Henry played in 15 games with one start, splitting reps in the backfield with Murray. He carried the ball 110 times for 490 yards and five touchdowns and added 137 yards on 13 receptions. Henry became the third rookie for the franchise in the "Titans era" to score at least five touchdowns in a season, joining **Vince Young** (seven rushing touchdowns in 2006) and Johnson (nine rushing and one receiving in 2008).

The Heisman Trophy winner played three seasons (2013–2015) at the University of Alabama, where he set numerous school and SEC records while helping his team win a National Championship in 2015. He played in 39 games and totaled 602 carries for 3,591 yards and 42 rushing touchdowns and added 285 yards on 17 career receptions with three receiving scores. During Alabama's victory over Clemson in the 2016 College Football Playoff National Championship, he broke **Shaun Alexander's** record for most career rushing yards in Alabama history.

In his final collegiate season, Henry rushed for an Alabama and Southeastern Conference record 2,219 yards, which led the nation and ranked fifth in FBS history. He recorded 100-yard rushing games 10 times and had four 200-yard games during the season. His 28 rushing touchdowns were a national best and an SEC record, snapping **Tim Tebow** and **Tre Mason's** old mark of 23. In addition to the Heisman, he also won the Doak Walker Award, Walter Camp Award and Maxwell Award, among a multitude of other honors.

Henry is a native of Yulee, Fla.

2021 Game Notes:

➤ **Against Arizona (9/12)**, led the team with 58 rushing yards on 17 attempts, including a long of 19 yards. He added three receptions for 19 yards.

➤ **At Seattle (9/19)**, rushed for 182 yards and three touchdowns on a career-high 35 carries. His 182 rushing yards ranked seventh in his career during the regular season. It marked his 24th career 100-yard rushing game, including regular season and playoffs. He also established a career high with six receptions for 55 yards. He became the fourth player in NFL history with 10 career games with at least 150 rushing yards and two rushing touchdowns, joining Jim Brown (13), LaDainian Tomlinson (12) and Barry Sanders (10). His 237 scrimmage yards was the 10th-best total in franchise history and the fourth-highest output of his career. His 187 scrimmage yards in the second half and overtime (147 rushing, 40 receiving) were the most by a Titans player since Kenny Britt's 199 yards in the second half against Philadelphia on Oct. 24, 2010. In the third quarter, he reversed field for a nine-yard touchdown run. In the fourth quarter, he scored on a 60-yard run and then helped send the game to overtime at 30-30 with a one-yard touchdown run with 29 seconds remaining in regulation. It was the



third performance for the team in its "Titans era" (1999 to present) in which a player had three rushing touchdowns in the second half. Eddie George accomplished the feat on Nov. 19, 2000 against Cleveland, and Henry did so for the first time on Dec. 29, 2019 at Houston. On his first touchdown of the day, he passed Chris Johnson (58) for third place on the team's all-time touchdowns list behind only Eddie George (74) and Earl Campbell (73). His 60-yard touchdown run in the fourth quarter was his seventh career touchdown run of 60 yards or longer, placing him in a tie with Ahman Green for the fifth most in NFL history behind only Adrian Peterson (15), Jim Brown (nine), Chris Johnson (eight) and Barry Sanders (eight). Henry joined Eddie George (10,009), Earl Campbell (8,574) and Chris Johnson (7,965) as the only players in franchise history to reach 6,000 career rushing yards. He was named AFC Offensive Player of the Week and the FedEx Ground Player of the Week.

➤ **Against Indianapolis (9/26)**, recorded 28 rushing attempts for 113 yards and added three receptions for 31 yards. It was his 25th career 100-yard rushing game, including regular season and playoffs, and his second consecutive game to reach the 100-yard rushing mark. He registered his sixth consecutive divisional game with at least 100 rushing yards, dating back to the 2020 season. His 19-yard run in the first quarter set up a touchdown three plays later. In the fourth quarter, he scored his second career two-point conversion. During the contest he passed Ken Burrough (6,965) for the sixth-highest career scrimmage yards total in franchise history. Over a two-week span, including Week 2 at Seattle, he produced 381 scrimmage yards on 72 scrimmage touches. For the second consecutive week, he was named the FedEx Ground Player of the Week.

➤ **At New York Jets (10/3)**, recorded 157 yards and one touchdown on 33 rushing attempts (4.8 avg.) and added 20 yards on two receptions. It was his third consecutive 100-yard game. He rushed for 22 yards on a carry in the fourth quarter and on the next play scored on a one-yard run. His 177 scrimmage yards gave him 13 career games with at least 175 scrimmage yards, including regular season (10 games) and playoffs (three). It was his third consecutive road game with at least 175 scrimmage yards. He became the third player in NFL history with at least 150 rushing yards in three consecutive road games, joining Earl Campbell and O.J. Simpson, and he also tied Earl Campbell for the franchise record with seven career 150-yard rushing performances in road games.

➤ **At Jacksonville (10/10)**, rushed for 130 yards and three touchdowns on 29 attempts. It was his fifth career game with three or more touchdown runs and his second such game in a four-week span (three touchdown runs at Seattle on Sept. 19). He scored on runs of one yard in the second quarter, nine yards in the third quarter and 10 yards in the fourth quarter. With his first rushing touchdown of the day, he became the third player in franchise history to reach 60 rushing touchdowns, joining Earl Campbell (73) and Eddie George (64). In notching his fifth career game with at least 100 rushing yards and three rushing touchdowns, he joined LaDainian Tomlinson (nine), Shaun Alexander (six), Joe Morris (five) and Adrian Peterson (five) as the only NFL players since 1967 with five such performances in their first six NFL seasons. He became the first player since Jim Brown (three) in 1958 to have multiple 100-yard, three-touchdown rushing performances within a team's first five games of a season. Henry posted his fourth consecutive 100-yard rushing game to tie his career-best streak (2019). He was named the FedEx Ground Player of the Week.

➤ **Against Buffalo (10/18)**, rushed for 143 yards and three touchdowns on 20 carries and added two receptions for 13 yards on Monday Night Football. He went over the 100-yard mark on a 19-yard run in the third quarter, marking his fifth consecutive 100-yard rushing game and the longest such streak of his career (four in 2019). He tied Eddie George (1998) for the fourth-longest such streak in franchise history. The last NFL player with 100 rushing yards in five consecutive games was DeMarco Murray (eight) in 2014. In notching his sixth career game with at least 100 rushing yards and three rushing touchdowns, he joined LaDainian Tomlinson (nine) and Shaun Alexander (six) as the only NFL players since 1967 with six such performances in their first six NFL seasons. Henry registered his third career 100-yard rushing game on Monday Night Football. He scored on a 76-yard run in the second quarter to give him the third-longest touchdown run of his career. The run was his fourth career rushing touchdown of at least 75 yards and his fifth overall touchdown of at least 75 yards (one receiving). He joined Chris Johnson (seven), Adrian Peterson (six), O.J. Simpson (five), Jamaal Charles (four), Tony Dorsett (four) and Barry Sanders (four) as the only players in NFL history with four or more rushing touchdowns of 75-plus yards. He added a three-yard touchdown run in the third quarter and a 13-yard touchdown run in the fourth quarter, the latter of which was the game-winning score. He became the NFL's first player since Atlanta's Devonta Freeman in 2015 with three or more rushing touchdowns in consecutive games. He scored his 65th career rushing touchdown to move past Eddie George (64) for second place on the franchise rushing



touchdowns list behind only Earl Campbell (73). He joined Campbell (Oct. 23, 1978 and Nov. 20, 1978) as the only players in franchise history to rush for three or more touchdowns in a Monday Night Football game. Henry's 31st consecutive game with at least 50 rushing yards tied Seattle's Chris Warren (1993-95) for the second-longest such streak in the NFL since 1960 (Priest Holmes, 36 consecutive games from 2001-03). Henry joined Eric Dickerson (1983) as the NFL's only players since 1960 with 750 rushing yards and 10 rushing touchdowns in the first six games of a season. He was named AFC Offensive Player of the Week for the second time in 2021 and for the sixth time in his career.

➤ **Against Kansas City (10/24)**, totaled 102 scrimmage yards, rushing for 86 yards on 29 attempts with two receptions for 16 yards. It was his sixth consecutive game with at least 100 scrimmage yards, extending his career-best streak. On the first offensive series of the game, he took a shotgun snap and delivered a five-yard touchdown pass to tight end MyCole Pruitt. It was his first career touchdown pass in the regular season, in addition to his one postseason touchdown pass. He joined LaDainian Tomlinson (2005) as the only players with 10 or more rushing touchdowns and a passing touchdown in his team's first seven games of a season in the Super Bowl era.

Henry's 2021 Game-by-Game Statistics:

Date/Opp	G/S	Rushing					Receiving				
		Att	Yds	Avg	Lg	TD	Rec	Yds	Avg	Lg	TD
9/12 vs Ari	RB	17	58	3.4	19	0	3	19	6.3	8	0
9/19 at Sea	RB	35	182	5.2	60t	3	6	55	9.2	15	0
9/26 vs Ind	RB	28	113	4.0	19	0	3	31	10.3	14	0
10/3 at NYJ	RB	33	157	4.8	22	1	2	20	10	16	0
10/10 at Jax	RB	29	130	4.5	15	3	0	0	-	0	0
10/18 vs Buf	RB	20	143	7.2	76t	3	2	13	6.5	9	0
10/24 vs KC	RB	29	86	3.0	11	0	2	16	8.0	13	0
10/31 at Ind											
11/7 at LAR											
11/14 vs NO											
11/21 vs Hou											
11/28 at NE											
12/12 vs. Jax											
12/19 at Pit											
12/23 vs SF											
1/2 vs Mia											
1/9 at Hou											

Henry's Career Regular Season Statistics:

Year	GP	GS	Att	Yds	Avg	Lg	TD	Rec	Yds	Avg	Lg	TD
2016	15	2	110	490	4.5	22	5	13	137	10.5	29	0
2017	16	2	176	744	4.2	75t	5	11	136	12.4	66t	1
2018	16	12	215	1,059	4.9	99t	12	15	99	6.6	21	0
2019	15	15	303	1,540	5.1	74t	16	18	206	11.4	75t	2
2020	16	16	378	2,027	5.4	94t	17	19	114	6.0	53	0
2021	7	7	191	869	4.5	76t	10	18	154	8.6	16	0
Totals	85	54	1,373	6,729	4.9	99t	65	94	846	9.0	75t	3

Henry's Career Postseason Statistics:

Year	GP	GS	Att	Yds	Avg	Lg	TD	Rec	Yds	Avg	Lg	TD
2017	2	2	35	184	5.3	35t	1	5	56	11.2	29	0
2019	3	3	83	446	5.4	66	2	5	21	4.2	22	0
2020	1	1	18	40	2.2	8	0	3	11	3.7	7	0
Totals	6	6	136	670	4.9	66	3	13	88	6.8	29	0

Henry's Regular Season Single-Game Highs:

- Rushing Attempts** - 35 at Seattle (9/19/21)
- Rushing Yards** - 250 at Houston (1/3/21)
- Long Rush** - 99t vs. Jacksonville (12/6/18)
- Rushing Touchdowns** - 4 vs. Jacksonville (12/6/18)
- Receptions** - 6 at Seattle (9/19/21)
- Receiving Yards** - 75 at Cleveland (9/8/19)
- Long Reception** - 75t at Cleveland (9/8/19)
- Receiving Touchdowns** - 1 (Three times, last at Carolina, 11/3/19)

Henry's Playoff Single-Game Highs:

- Rushing Attempts** - 34 at New England (1/4/20)
- Rushing Yards** - 195 at Baltimore (1/11/20)
- Long Rush** - 66 at Baltimore (1/11/20)
- Rushing Touchdowns** - 1 (Three times, last at Kansas City, 1/19/20)
- Receptions** - 3 (Twice, last vs. Baltimore, 1/10/21)
- Receiving Yards** - 35 at Kansas City (1/6/18)
- Long Reception** - 29 at Kansas City (1/6/18)
- Receiving Touchdowns** - (none)

2021 NFL RUSHING LEADERS

Titans running back **Derrick Henry** leads the NFL in rushing in 2021 after taking the league's rushing crown for the 2019 and 2020 seasons.

NFL rushing leaders in 2021:

Player	Team	Rushing Yards
1. Derrick Henry	Tennessee Titans	869
2. Jonathan Taylor	Indianapolis Colts	579
3. Joe Mixon	Cincinnati Bengals	539
4. Nick Chubb	Cleveland Browns	523
5. Ezekiel Elliott	Dallas Cowboys	521
6. Lamar Jackson	Baltimore Ravens	480
7. James Robinson	Jacksonville Jaguars	460
8. Damien Harris	New England Patriots	437
9. Darrell Henderson	Los Angeles Rams	417
10. Leonard Fournette	Tampa Bay Buccaneers	413

2020 NFL RUSHING LEADERS

Titans running back **Derrick Henry** won the NFL's 2020 rushing title with 2,027 yards in 2020, outdistancing the next-closest competitor by 470 yards (1,557 by **Dalvin Cook**).

Henry became the first player to lead the NFL in rushing in consecutive seasons since **LaDainian Tomlinson** in 2006 and 2007. Since the 1970 AFL-NFL merger, Henry is the eighth different player to lead the league in rushing in back-to-back seasons. The list includes Tomlinson, **O.J. Simpson** (1972-73, 1975-76), **Earl Campbell** (1978-80), **Eric Dickerson** (1983-84), **Emmitt Smith** (1991-93), **Barry Sanders** (1996-97) and **Edgerrin James** (1999-2000).

NFL rushing yardage leaders in 2020:

Player	Team	Rushing Yards
1. Derrick Henry	Tennessee Titans	2,027
2. Dalvin Cook	Minnesota Vikings	1,557
3. Jonathan Taylor	Indianapolis Colts	1,169
4. Aaron Jones	Green Bay Packers	1,104
5. James Robinson	Jacksonville Jaguars	1,070
6. David Montgomery	Chicago Bears	1,070
7. Nick Chubb	Cleveland Browns	1,067
8. Josh Jacobs	Las Vegas Raiders	1,065
9. Lamar Jackson	Baltimore Ravens	1,005
10. Melvin Gordon	Denver Broncos	986

Henry also led the NFL with 17 rushing touchdowns in 2020. The total was tied for the second most in the NFL in a 10-year span (2011-20). In that time, only **LeGarrette Blount** (18 in 2016) had more than Henry, **Todd Gurley** (17 in 2018) and **LeSean McCoy** (17 in 2011).

NFL rushing **touchdown** leaders in 2020:

Player	Team	Rushing TDs
1. Derrick Henry	Tennessee Titans	17
2. Alvin Kamara	New Orleans Saints	16
	Minnesota Vikings	16
4. Josh Jacobs	Las Vegas Raiders	12
	New England Patriots	12
	Cleveland Browns	12
7. Jonathan Taylor	Indianapolis Colts	11
	Washington Football Team	11
	Arizona Cardinals	11
10. Kenyan Drake	Arizona Cardinals	10

THE 2,000-YARD CLUB

Derrick Henry was the eighth player in NFL history to reach the 2,000-yard rushing mark in a season. His 2,027 yards rank fifth all-time.

All-time NFL single-season rushing leaders:

Player	Team	Season	Rushing Yards
1. Eric Dickerson	Los Angeles Rams	1984	2,105
2. Adrian Peterson	Minnesota Vikings	2012	2,097
3. Jamal Lewis	Baltimore Ravens	2003	2,066
4. Barry Sanders	Detroit Lions	1997	2,053
5. Derrick Henry	Tennessee Titans	2020	2,027
6. Terrell Davis	Denver Broncos	1998	2,008
7. Chris Johnson	Tennessee Titans	2009	2,006
8. O.J. Simpson	Buffalo Bills	1973	2,003

SINGLE-GAME FRANCHISE RUSHING

On Jan. 3, 2021, **Derrick Henry** rushed for 250 yards to break his own franchise single-game record. He now owns five of the top eight single-game rushing totals in team annals.

Most rushing yards in a game, franchise history:

Player	Date	Opponent	Rushing Yards
1. Derrick Henry	1/3/21	at Houston	250
2. Derrick Henry	12/6/18	Jacksonville	238
3. Chris Johnson	11/1/09	Jacksonville	228
4. Eddie George	8/31/97	Oakland	216
	12/10/61	at New York	216
6. Derrick Henry	12/13/20	at Jacksonville	215
7. Derrick Henry	10/18/20	Houston	212
8. Derrick Henry	12/29/19	at Houston	211
9. Earl Campbell	11/16/80	at Chicago	203
	10/19/80	Tampa Bay	203

SINGLE-SEASON FRANCHISE RUSHING

Derrick Henry recorded the top rushing season in franchise history with 2,027 rushing yards in 2020. He now owns two of the top five rushing seasons in franchise annals.

In 2019, Henry led the NFL with 1,540 yards, which at the time ranked fourth for a single Titans/Oilers season.

Most rushing yards in a season, franchise history:

Player	Season	Att	Yds	Avg	Long	TD
1. Derrick Henry	2020	378	2,027	5.4	94t	17
2. Chris Johnson	2009	358	2,006	5.6	91	14
3. Earl Campbell	1980	373	1,934	5.2	55	13
4. Earl Campbell	1979	368	1,697	4.6	61	19
5. Derrick Henry	2019	303	1,540	5.1	74	16
6. Eddie George	2000	403	1,509	3.7	35	14
7. Earl Campbell	1978	302	1,450	4.8	81	13
8. Eddie George	1997	357	1,399	3.9	30	6
9. Earl Campbell	1981	361	1,376	3.8	43	10
10. Eddie George	1996	335	1,368	4.1	76	8

FRANCHISE TOUCHDOWN LEADERS

On Oct. 19, 2021, **Derrick Henry** passed **Eddie George** (64 career rushing touchdowns) for the second-highest total of rushing touchdowns in franchise history. Only **Earl Campbell** (73) has more with the franchise than Henry.

Most career rushing touchdowns in franchise history:

Player	Seasons	Rushing TDs
1. Earl Campbell	1978–1984	73
2. Derrick Henry	2016–2021	65
3. Eddie George	1996–2003	64
4. Chris Johnson	2008–2013	50
5. Steve McNair	1995–2005	36
6. Lorenzo White	1988–1994	29
7. Mike Rozier	1985–1990	27
8. LenDale White	2006–2009	24
9. (three tied)		21

Henry ranks third in franchise history in total touchdowns. George ranks first with 74 (64 rushing, 10 receiving), followed by Campbell with 73 (73 rushing) and then Henry.

Most total touchdowns in franchise history:

Player	Seasons	Rush TDs	Rec TDs	Ret TDs	Total TDs
1. Eddie George	1996–2003	64	10	0	74
2. Earl Campbell	1978–1984	73	0	0	73
3. Derrick Henry	2016–2021	65	3	0	68
4. Chris Johnson	2008–2013	50	8	0	58
5. Charlie Hennigan	1960–1966	0	51	0	51
6. Ken Burrough	1971–1981	1	47	0	48
7. Ernest Givins	1986–1994	1	46	1	48
8. Drew Hill	1985–1991	0	47	0	47
9. Haywood Jeffries	1987–1995	0	47	0	47
10. Derrick Mason	1997–2004	0	37	3	40

HENRY'S CAREER 100-YARD RUSHING GAMES

Date	Opp	W/L	No.	Yds.	Avg.	Lg	TD
1/3/21	at Houston	W	34	250	7.4	52t	2
12/6/18	Jacksonville	W	17	238	14.0	99t	4
12/13/20	at Jacksonville	W	26	215	8.3	47	2
10/18/20	Houston	W	22	212	9.6	94t	2
12/29/19	at Houston	W	32	211	6.6	53t	3
1/11/20	at Baltimore*	W	30	195	6.5	66	0
11/10/19	Kansas City	W	23	188	8.2	68t	2
9/19/21	at Seattle	W	35	182	5.2	60t	3
1/4/20	at New England*	W	34	182	5.4	29	1
11/29/20	at Indianapolis	W	27	178	6.6	31	3
12/16/18	at N.Y. Giants	W	33	170	5.2	22	2
11/24/19	Jacksonville	W	19	159	8.4	74t	2
10/3/21	at N.Y. Jets	L	33	157	4.8	22	1
1/6/18	at Kansas City*	W	23	156	6.8	35t	1
12/1/19	at Indianapolis	W	26	149	5.7	34	1
12/20/20	Detroit	W	24	147	6.1	33	1
10/18/21	Buffalo	W	20	143	7.2	76t	3
11/22/20	at Baltimore	W	28	133	4.8	29t	1
10/16/17	Indianapolis	W	19	131	6.9	72t	1
10/10/21	at Jacksonville	W	29	130	4.5	15	3
9/27/20	at Minnesota	W	26	119	4.6	16	2
9/14/20	at Denver	W	31	116	3.7	13	0
9/26/21	Indianapolis	W	28	113	4.0	19	0
11/1/20	at Cincinnati	L	18	112	6.2	21	1
12/3/17	Houston	W	11	109	9.9	75t	1
11/12/20	Indianapolis	L	19	103	5.4	20	0
12/8/19	at Oakland	W	18	103	5.7	24	2
9/29/19	at Atlanta	W	27	100	3.7	16	0

* Playoffs

1,000 RUSH YARDS/12 TOUCHDOWNS

Titans running back **Derrick Henry** rushed for 2,027 yards and 17 touchdowns in 2020. The performance came after he produced 1,059 rushing yards and 12 rushing touchdowns in 2018, followed by 1,540 rushing yards and 16 rushing touchdowns in 2019.

Henry became the first NFL player since **LaDainian Tomlinson** (2002-07) and the ninth player in NFL history to record at least three consecutive seasons in which he rushed for at least 1,000 yards and 12 touchdowns.

Players in NFL history with 1,000 rushing yards and 12 rushing touchdowns in three consecutive seasons:

Player	Team	Seasons	Total
Derrick Henry	Tennessee	2018–2020	3
LaDainian Tomlinson	San Diego	2002–2007	6
Rudi Johnson	Cincinnati	2004–2006	3
Shaun Alexander	Seattle	2001–2005	5
Terrell Davis	Denver	1996–1998	3
Emmitt Smith	Dallas	1994–1996	3
Barry Sanders	Detroit	1989–1991	3
Eric Dickerson	L.A. Rams	1983–1985	3
Earl Campbell	Houston	1978–1980	3

SINGLE-SEASON RUSHING TDS, TEAM HISTORY

Derrick Henry's 17 rushing touchdowns in 2020 gave him the second-highest single-season total in team history. Only **Earl Campbell**—with 19 rushing touchdowns in 1979—had more.

Most rushing touchdowns in a season, franchise history:

Player	Season	Rushing TDs
1. Earl Campbell	1979	19
2. Derrick Henry	2020	17
3. Derrick Henry	2019	16
4. LenDale White	2008	15
5. Eddie George	2000	14
Chris Johnson	2009	14
7. Earl Campbell	1978	13
Earl Campbell	1980	13
9. Derrick Henry	2018	12
Earl Campbell	1983	12
Eddie George	2002	12

FRANCHISE ALL-TIME RUSHING LEADERS

On Sept. 27, 2020, Titans running back **Derrick Henry** passed **Lorenzo White** (4,079 career rushing yards) for fourth place on the franchise's all-time rushing list. Henry trails only **Eddie George** (10,009), **Earl Campbell** (8,574) and **Chris Johnson** (7,965) on the list.

Franchise all-time rushing leaders:

Player	Seasons	Rushing Yards
1. Eddie George	1996–2003	10,009
2. Earl Campbell	1978–1984	8,574
3. Chris Johnson	2008–2013	7,965
4. Derrick Henry	2016–2021	6,729
5. Lorenzo White	1988–1994	4,079
6. Hoyle Granger	1966–1970, 1972	3,514
7. Steve McNair (QB)	1995–2005	3,439
8. Mike Rozier	1985–1990	3,426
9. Charles Tolar	1960–1966	3,277
10. Ronnie Coleman	1974–1981	2,769

300 CARRIES/15 TOUCHDOWNS/5.0 AVG

Derrick Henry won the NFL's rushing title with 303 carries for 1,540 yards and 16 touchdowns in 2019. He followed in 2020 with 378 carries for 2,027 yards and 17 touchdowns.

He became the first player in NFL history to produce multiple seasons with a minimum of 300 rushing attempts, a rushing average of at least 5.0 yards per carry and a minimum of 15 rushing touchdowns.

The only other players to do so once in their careers are **O.J. Simpson** (1975), **Terrell Davis** (1998), **Priest Holmes** (2002), **Ahman Green** (2003), **Larry Johnson** (2005), **Shaun Alexander** (2005), **LaDainian Tomlinson** (2016), **Ezekiel Elliott** (2016) and **Dalvin Cook** (2020).

Individual seasons in NFL history with a minimum of 300 rushing attempts, 15 rushing touchdowns and a 5.0 rushing average in a single season:

Player	Team	Season	Att	Yards	Avg	TD
Derrick Henry	Tennessee	2020	378	2,027	5.4	17
Dalvin Cook	Minnesota	2020	312	1,557	5.0	16
Derrick Henry	Tennessee	2019	303	1,540	5.1	16
Ezekiel Elliott	Dallas	2016	322	1,631	5.1	15
LaDainian Tomlinson	San Diego	2006	348	1,815	5.2	28
Shaun Alexander	Seattle	2005	370	1,880	5.1	27
Larry Johnson	Kansas City	2005	336	1,750	5.2	20
Ahman Green	Green Bay	2003	355	1,883	5.3	15
Priest Holmes	Kansas City	2002	313	1,615	5.2	21
Terrell Davis	Denver	1998	392	2,008	5.1	21
O.J. Simpson	Buffalo	1975	329	1,817	5.5	16

CONSECUTIVE 100-YARD ROAD GAMES

Titans running back **Derrick Henry** recorded 149 rushing yards at Indianapolis on Dec. 1, 2019. Over the course of the next year, he registered at least 100 rushing yards in eight more consecutive regular season road games, increasing his streak to nine games before it ended with a 98-yard effort at Green Bay on Dec. 27, 2020.

In NFL history, Henry's streak is the second-longest continuous stretch of its kind. Detroit's **Barry Sanders** had 10 road games in a row with 100-plus yards from 1996 to 1997.

Most consecutive road games with at least 100 rushing yards in NFL history:

Player	Team	Dates	Games
1. Barry Sanders	Detroit	11/24/1996–12/14/1997	10
2. Derrick Henry	Tennessee	12/1/2019–12/13/2020	9
3. Chris Johnson	Tennessee	10/18/2009–10/18/2010	8
4. Marcus Allen	L.A. Raiders	11/3/1985–9/14/1986	7
5. Arian Foster	Houston	12/22/2011–11/22/2012	6
Gerald Riggs	Atlanta	10/13/1985–12/22/1985	6
DeMarco Murray	Dallas	9/14/2014–12/4/2014	6

2018-21 RUSHING TOUCHDOWN LEADERS

Since **Derrick Henry** became the team's primary ball carrier in 2018, he has the most rushing touchdowns in the NFL.

NFL leaders in rushing touchdowns from 2018 to 2021:

Player	Rushing Touchdowns
1. Derrick Henry	55
2. Todd Gurley	38
3. Alvin Kamara	36
4. Aaron Jones	35
5. Dalvin Cook	33
6. Nick Chubb	32
7. Melvin Gordon	29
Ezekiel Elliott	29
9. Christian McCaffrey	28
James Conner	28

DERRICK HENRY IN 2020

- Led the NFL and set a franchise record with 2,027 rushing yards in 2020, becoming the eighth player in league annals to rush for at least 2,000 yards in a season. His 2,027 rushing yards gave him the fifth-highest total in NFL history behind **Eric Dickerson's** 2,105 (1984), **Adrian Peterson's** 2,097 (2012), **Jamal Lewis's** 2,066 (2003) and **Barry Sanders's** 2,053 (1997). Henry broke **Chris Johnson's** franchise mark of 2,006 rushing yards in 2009.
- Named the Associated Press **NFL Offensive Player of the Year** and was named to his second consecutive Pro Bowl. He won his second consecutive FedEx Ground Player of the Year Award and added first-team AP All-Pro honors. Additionally, he earned first-team All-Pro honors from Pro Football Focus, Pro Football Writers of America and Sporting News and was the 101 Awards AFC Offensive Player of the Year.
- Became the first player since **LaDainian Tomlinson** (2006-07) to lead the NFL in rushing yards in consecutive seasons. Henry previously led the league in 2019 with 1,540 rushing yards.
- Became the fifth all-time NFL player to lead the NFL in rushing yards, attempts and rushing touchdowns in consecutive seasons. It is a feat that had not been attained since Cleveland's **Leroy Kelly** did it from 1967 to 1968. The only other players to achieve it are **Jim Brown** (1958-59), **Steve Van Buren** (1947-49) and **Bill Paschal** (1943-44).
- Established a single-game franchise record with 250 rushing yards on Jan. 3 at Houston. He broke his own club record of 238 rushing yards, established against the Jacksonville Jaguars on Dec. 6, 2018. Henry's 250 rushing yards tied for the 13th-best single-game total in the NFL since 1948.
- Became the first player in NFL history with five career games with at least 200 rushing yards and two rushing touchdowns.
- Became the fourth player in NFL history with at least five career 200-yard rushing games, joining **O.J. Simpson** (six), **Adrian Peterson** (six) and **Tiki Barber** (five).
- Set a career high with 17 rushing touchdowns in 2020, finishing with the second-best total in franchise history behind **Earl Campbell's** 19 rushing touchdowns in 1979.
- Finished the 2020 season with 1,221 rushing yards in road games, the most by any NFL running back since 1948. The previous high was held by **Eric Dickerson**, who had 1,087 rushing yards in road games for the Los Angeles Rams in 1984.



- Dating back to 2019, he had a streak of nine consecutive road games with at least 100 rushing yards, passing **Chris Johnson** (eight games from 2009-10) for the second-longest such streak in NFL history behind only Barry Sanders' 10-game road streak from 1996-97).
- Became the fifth player in NFL history with three 200-yard rushing games in a season, joining **Earl Campbell** (four in 1980), **O.J. Simpson** (1973), **Tiki Barber** (2005) and **Jay Ajayi** (2016).
- Became the first NFL player since **LaDainian Tomlinson** (2002-07) and the ninth player in NFL history to record at least three consecutive seasons in which he rushed for at least 1,000 yards and 12 touchdowns.
- Finished the season with 2,141 scrimmage yards (2,027 rushing and 114 receiving), which ranks second in franchise history behind **Chris Johnson's** 2,509 scrimmage yards in 2009.
- Registered 10 games in 2020 with at least 100 rushing yards to tie **Earl Campbell** (1980) for the third-most in franchise history. Only Campbell in 1979 (11) and **Chris Johnson** in 2009 (12) had more 100-yard rushing games in a Titans/Oilers season than Henry. Henry's 10 100-yard games in 2020 were the most in the NFL since Dallas running back **DeMarco Murray** had 12 in 2014.
- Became the NFL's first player to rush for at least 175 and two touchdowns four times in a season.
- Joined **Terrell Davis** (1997-98), **Shaun Alexander** (2004-05) and **Larry Johnson** (2005-06) as the only players in NFL history to rush for 1,500 yards and 15 touchdowns in two consecutive seasons.
- Established a streak of 20 consecutive games in the regular season and playoffs with at least 18 rushing attempts, the second-longest streak of its kind in the NFL since 1948. The only player with more consecutive 18-carry games in the regular season and postseason was **Emmitt Smith**, whose streak was 23 games with the Dallas Cowboys from 1995 to 1996.
- Became the first player in NFL history to produce more than one overtime touchdown run in a season. He joined **LaDainian Tomlinson** as the NFL's only players with multiple career touchdown runs in overtime. Tomlinson had three during his career.
- Joined **Bo Jackson**, **Ahman Green**, **Chris Johnson** and **Lamar Miller** as the only NFL players to record two career rushing touchdowns of at least 90 yards. Henry joined Miller (two 97-yard touchdown runs) as the only players to ever record multiple touchdown runs of at least 94 yards.

RUSHING IN THE FOURTH QUARTER

Since 2017, running back **Derrick Henry** has accumulated more rushing yards in the fourth quarter than any other NFL running back, including a league-high 523 fourth-quarter rushing yards in 2020.

Most fourth-quarter rushing yards from 2017–2021:

Player	Att	Yds	Avg	TD
1. Derrick Henry	331	1,796	5.4	16
2. Kareem Hunt	265	1,201	4.5	12
3. Ezekiel Elliott	267	1,196	4.5	11
4. Nick Chubb	167	1,127	6.8	11
5. Todd Gurley	240	1,014	4.2	12
6. Melvin Gordon	209	1,006	4.8	7
7. Kenyan Drake	195	916	4.7	10
8. Alvin Kamara	202	891	4.4	11
9. Joe Mixon	212	887	4.2	9
10. Dalvin Cook	175	827	4.7	9

ACTIVE RUSHING AVERAGE LEADERS BY RBS

Among all active NFL running backs, Henry ranks second in career rushing average.

Best career rushing average among all active NFL running backs (minimum 750 career attempts; through 2020):

Player	Rushing Average
1. Nick Chubb	5.30
2. Derrick Henry	4.90
3. Alvin Kamara	4.84
4. Dalvin Cook	4.74
5. Kareem Hunt	4.63
6. Ezekiel Elliott	4.56
7. Chris Carson	4.55
8. Mark Ingram	4.52
9. Lamar Miller	4.33
10. Jordan Howard	4.24

65+ YARD SCRIMMAGE TOUCHDOWNS

Since the beginning of the 2017 campaign, **Derrick Henry** has scored nine total touchdowns—seven rushing and two receiving—that went for 65 yards or more. He leads the NFL in that time period.

Most scrimmage touchdowns of 65-plus yards, 2017-21:

Player	65+ Yard Scrimmage Touchdowns
1. Derrick Henry	9
2. Tyreek Hill	7
3. Robby Anderson	4
Saquon Barkley	4
A.J. Brown	4
Kenyan Drake	4
JuJu Smith-Schuster	4
8. (several tied)	3

Derrick Henry's career scrimmage touchdowns of 65-plus yards:

Date	Opponent	Rush/Rec	Yards
Dec. 6, 2018	Jacksonville	Rushing	99
Oct. 18, 2020	Houston	Rushing	94
Oct. 18, 2021	Buffalo	Rushing	76
Sept. 9, 2019	at Cleveland	Receiving	75
Dec. 3, 2017	Houston	Rushing	75
Nov. 24, 2019	Jacksonville	Rushing	74
Oct. 16, 2017	Indianapolis	Rushing	72
Nov. 10, 2019	Kansas City	Rushing	68
Dec. 31, 2017	Jacksonville	Receiving	66

RUSHING TDS OF 50+ YARDS

Since he entered the NFL as a second-round draft pick in 2016, **Derrick Henry** has had a league-high 11 touchdown runs of at least 50 yards.

Chris Johnson (11) and **DeMarco Murray** (two) are the only other Tennessee players in the "Titans era" (1999–present) with more than one total rushing touchdown of at least 50 yards.

Most rushing touchdowns of 50 yards or more from 2016–2021:

Player	Rushing TDs
1. Derrick Henry	11
2. Saquon Barkley	6
3. Kenyan Drake	4
Nick Chubb	4
5. Isaiah Crowell	3
Aaron Jones	3
Christian McCaffrey	3
Miles Sanders	3
9. (several tied)	2

RUSHING YARDS SINCE WEEK 14 OF 2018

Since Dec. 6, 2018, when **Derrick Henry** set a then-franchise record with 238 rushing yards in a game against Jacksonville, he has been the NFL's rushing leader. He has over 1,000 yards more than any other player since that time.

NFL rushing yards leaders since Week 14 of 2018:

Player	Rushing Yards
1. Derrick Henry	5,021
2. Nick Chubb	3,386
3. Dalvin Cook	3,361
4. Ezekiel Elliott	3,142
5. Lamar Jackson	2,982
6. Aaron Jones	2,678
7. Chris Carson	2,590
8. Joe Mixon	2,517
9. Josh Jacobs	2,419
10. David Montgomery	2,268



FIVE CONSEC. TEAM GAMES WITH RUSHING TD

Derrick Henry recorded a streak in 2020 of at least one rushing touchdown in five consecutive team games. It was his second such streak in as many seasons and tied for the longest such streak in franchise history. **DeMarco Murray** (2016) and **Earl Campbell** (twice—1979 and 1983) are the only other franchise players with five consecutive team games with a rushing touchdown.

Most consecutive team games with a rushing touchdown, franchise history:

Player	Season	Consec. Team Games with a Rushing TD
1. Derrick Henry	2020	5
Derrick Henry	2019	5
DeMarco Murray	2016	5
Earl Campbell	1983	5
Earl Campbell	1979	5
6. (eight tied)		4

2019 NFL RUSHING LEADERS

Titans running back **Derrick Henry** claimed the NFL's 2019 rushing title with 1,540 yards on 303 carries (5.1 avg.). The next-closest finisher was Cleveland's **Nick Chubb**, who had 1,494 rushing yards.

Henry joined **Billy Cannon** (AFL, 1961), **Earl Campbell** (1978-80) and **Chris Johnson** (2009) as the only running backs in franchise history to lead their respective leagues in rushing.

NFL rushing leaders in 2019:

Player	Team	Rushing Yards
1. Derrick Henry	Tennessee Titans	1,540
2. Nick Chubb	Cleveland Browns	1,494
3. Christian McCaffrey	Carolina Panthers	1,387
4. Ezekiel Elliott	Dallas Cowboys	1,357
5. Chris Carson	Seattle Seahawks	1,230
6. Lamar Jackson	Baltimore Ravens	1,206
7. Leonard Fournette	Jacksonville Jaguars	1,152
8. Josh Jacobs	Oakland Raiders	1,150
9. Joe Mixon	Cincinnati Bengals	1,137
10. Dalvin Cook	Minnesota Vikings	1,135

2019 TOUCHDOWN LEADERS

Titans running back **Derrick Henry** tied Green Bay's **Aaron Jones** for the NFL lead with 16 rushing touchdowns in 2019.

Additionally, Henry ranked third in the NFL with 18 total touchdowns behind Carolina's **Christian McCaffrey** and Jones, who each scored 19 total touchdowns.

NFL leaders in rushing touchdowns in 2019:

Player	Team	Rushing TDs
1. Derrick Henry	Tennessee Titans	16
Aaron Jones	Green Bay Packers	16
3. Christian McCaffrey	Carolina Panthers	15
4. Dalvin Cook	Minnesota Vikings	13
5. Todd Gurley	Los Angeles Rams	12
Ezekiel Elliott	Dallas Cowboys	12

NFL leaders in total touchdowns in 2019:

Player	Team	Total TDs
1. Christian McCaffrey	Carolina Panthers	19
Aaron Jones	Green Bay Packers	19
3. Derrick Henry	Tennessee Titans	18
4. Mark Ingram	Baltimore Ravens	15
5. Ezekiel Elliott	Dallas Cowboys	14
Todd Gurley	Los Angeles Rams	14

3 CONSEC. GAMES W/ 200 SCRIMMAGE YDS

From the final week of the 2019 regular season (Dec. 29 at Houston) through the Titans' first two playoff games (Jan. 4 at New England and Jan. 11 at Baltimore), **Derrick Henry** became the **first player in NFL history to rush for at least 180 yards in three consecutive regular season or postseason games.**

He also became only the third player since the 1970 NFL-AFL merger to have 200 scrimmage yards in three consecutive games. The other two players to accomplish the feat were Chicago Bears running back **Walter Payton** (1977) and Pittsburgh Steelers running back **Le'Veon Bell** (2014).

During the 2019 regular season and playoffs, Henry and Carolina Panthers running back **Christian McCaffrey** (two) were the only two players with multiple 200-yard scrimmage games. Together they accounted for five of the 14 such individual performances.

Most consecutive games with at least 200 scrimmage yards in the regular season and/or postseason, 1970–present:

Player	Team	Dates	Games
1. Derrick Henry	Tennessee	Dec. 29, 2019–Jan. 11, 2020	3
Le'Veon Bell	Pittsburgh	Nov. 17–Dec. 7, 2014	3
Walter Payton	Chicago	Nov. 13–Nov. 24, 1977	3
4. (several tied)			2

2018 NFL RUSHING LEADERS

Derrick Henry recorded 215 carries in 2018 for 1,059 yards. He ranked second in the AFC in rushing yardage behind Cincinnati's **Joe Mixon** (1,168) and ranked seventh overall in the NFL.

NFL rushing leaders in 2018 (rushing yards):

Player	Team	Rushing Yards
1. Ezekiel Elliott	Dallas Cowboys	1,434
2. Saquon Barkley	New York Giants	1,307
3. Todd Gurley	Los Angeles Rams	1,251
4. Joe Mixon	Cincinnati Bengals	1,168
5. Chris Carson	Seattle Seahawks	1,151
6. Christian McCaffrey	Carolina Panthers	1,098
7. Derrick Henry	Tennessee Titans	1,059
8. Adrian Peterson	Washington Redskins	1,042
9. Phillip Lindsay	Denver Broncos	1,037
10. Nick Chubb	Cleveland Browns	996

2018 RUSHING TOUCHDOWN LEADERS

Derrick Henry's scored a career-high 12 rushing touchdowns in 2018. He tied for the third-highest rushing touchdown total in the NFL.

Henry became the first Titans player with 12 rushing touchdowns in a season since **Chris Johnson** had 14 rushing touchdowns in 2009.

Most rushing touchdowns in 2018:

Player	Team	Rushing TDs
1. Todd Gurley	Los Angeles Rams	17
2. Alvin Kamara	New Orleans Saints	14
3. Derrick Henry	Tennessee Titans	12
4. James Conner	Pittsburgh Steelers	12
5. Saquon Barkley	New York Giants	11
6. Melvin Gordon	Los Angeles Chargers	10
7. Phillip Lindsay	Denver Broncos	9
8. Chris Carson	Seattle Seahawks	9
9. Marlon Mack	Indianapolis Colts	9
10. Jordan Howard	Chicago Bears	9

DECEMBER TO REMEMBER

In five games in the month of December 2018, **Derrick Henry's** rushing totals included 97 carries for 625 yards and eight touchdowns. His 625 yards were the most by any NFL player in any calendar month in 2018.

Additionally, Henry authored one of only four calendar months for the franchise since 1970 in which a player rushed for at least 600 yards. **Chris Johnson** (800 rushing yards in November 2009) and **Earl Campbell** (633 in October 1980; 662 in November 1980) were the organization's only other players to accomplish the feat in that timespan.

Henry's December rushing totals included 40 yards against the New York Jets (Dec. 2), a franchise-record 238 yards against the Jacksonville Jaguars (Dec. 6), 170 yards at the New York Giants (Dec. 16), 84 yards against the Washington Redskins (Dec. 22) and 93 yards against the Indianapolis Colts (Dec. 30).

For his efforts, Henry was named AFC Offensive Player of the Month.

Titans/Oilers with 500 rushing yards in any calendar month from 1970-2019 (includes playoffs):

Player	Season	Month	Rushing Yards
1. Chris Johnson	2009	November	800
2. Earl Campbell	1980	November	662
3. Earl Campbell	1980	October	633
4. Derrick Henry	2018	December	625
5. Derrick Henry	2020	November	594
6. Earl Campbell	1979	September	569
7. Derrick Henry	2019	December	549
8. Eddie George	2000	October	548
9. Earl Campbell	1979	November	534
10. Derrick Henry	2020	December	520
11. DeMarco Murray	2016	October	511
12. Earl Campbell	1981	October	510

RECORD-SETTING NIGHT

On Dec. 6, 2018, **Derrick Henry** had one of the most memorable rushing performances in NFL history on Thursday Night Football. He rushed for a then-team-record 238 yards and four touchdowns (tied franchise record), including a 99-yard touchdown run.

[WATCH: Highlights from Derrick Henry's performance on 12/6/18](#)

Henry's 238 rushing yards set a new franchise record, breaking **Chris Johnson's** mark of 228 yards against the Jaguars on Nov. 1, 2009. It was the highest single-game rushing total in the NFL in 2018 and the league's highest total since **Doug Martin's** 251 rushing yards for the Tampa Bay Buccaneers against the Oakland Raiders on Nov. 4, 2012.

Henry later broke his own record with 250 rushing yard at Houston on Jan. 3, 2021 to take possession of five of the top eight single-game rushing totals in team annals.

Most rushing yards in a game, franchise history:

Player	Date	Opponent	Rushing Yards
1. Derrick Henry	1/3/21	at Houston	250
2. Derrick Henry	12/6/18	Jacksonville	238
3. Chris Johnson	11/1/09	Jacksonville	228
4. Eddie George	8/31/97	Oakland	216
Billy Cannon	12/10/61	at New York	216
6. Derrick Henry	12/13/20	at Jacksonville	215
7. Derrick Henry	10/18/20	Houston	212
8. Derrick Henry	12/29/19	at Houston	211
9. Earl Campbell	11/16/80	at Chicago	203
Earl Campbell	10/19/80	Tampa Bay	203

In the second quarter, Henry took a handoff from **Marcus Mariota** inside his own one-yard line and raced 99 yards for a touchdown. It was the second 99-yard run in NFL history, tying **Tony Dorsett's** record-setting touchdown run for the Dallas Cowboys against the Minnesota Vikings on Jan. 3, 1983. It was also the team record, topping Johnson's 94-yard touchdown run against the New York Jets on Dec. 17, 2012. The only other runs in franchise history of at least 90 yards were Johnson's 91-yard rush against the Houston Texans on Sept. 20, 2009 and a 91-yarder by Sid Blanks against the Jets on Dec. 13, 1964.

Henry's 99-yard touchdown run tied for the longest scrimmage play in NFL history. It was the 15th such play, including his and Dorsett's runs and 13 passing plays. The last 99-yard scrimmage play before Henry's was New York Giants wide receiver **Victor Cruz's** 99-yard reception from **Eli Manning** against the New York Jets on Dec. 24, 2011.

Longest runs from scrimmage in NFL history:

Player	Team	Date	Opponent	Rushing Yards
1. Derrick Henry	Tennessee	12/6/18	Jacksonville	99t
Tony Dorsett	Dallas	1/3/83	Minnesota	99t
3. Ronald Jones	Tampa Bay	11/15/20	Carolina	98t
Ahman Green	Green Bay	12/28/03	Denver	98t
5. Lamar Miller	Houston	11/26/18	Tennessee	97t
Lamar Miller	Miami	12/28/14	N.Y. Jets	97t
Andy Uram	Green Bay	10/8/39	Chi. Cardinals	97t
Bob Gage	Pittsburgh	12/4/49	Chi. Bears	97t

Henry scored on a three-yard run in the first quarter, a 99-yard run in the second quarter, a 16-yard run in the third quarter, and finally a 54-yard run in the third quarter. He tied the franchise record and became the third player in franchise history to rush for four touchdowns in a game, joining Earl Campbell (against Miami on Nov. 20, 1978) and Lorenzo White (against Cleveland on Dec. 9, 1990).

The only franchise player with more overall touchdowns in a game than Henry was Oilers running back **Billy Cannon**, who had five total touchdowns (three rushing, two receiving) at the New York Titans on Dec. 10, 1961. Henry became the first NFL player with four rushing touchdowns in a game since New England Patriots running back **Jonas Gray** at Indianapolis on Nov. 16, 2014.

Most rushing touchdowns in a game, franchise history:

Player	Date	Opponent	Rushing Touchdowns
1. Derrick Henry	12/6/18	Jacksonville	4
Lorenzo White	12/9/90	Cleveland	4
Earl Campbell	11/20/78	Miami	4
4. (several tied)			3

Additionally, Henry's rushing performance against the Jaguars accomplished the following:

- He became the ninth NFL player since 1975 with at least one 90-yard run and at least one 60-yard reception in his career. The others were **Tony Dorsett**, **Garrison Hearst**, **Tiki Barber**, **Chris Johnson**, **Jamaal Charles**, **Herschel Walker**, **Warrick Dunn** and **Adrian Peterson**.
- Henry became the seventh NFL player since the 1970 AFL-NFL merger with at least four rushing touchdowns and at least 200 rushing yards in a game, joining **Clinton Portis**, **Barry Sanders**, **Doug Martin**, **Jonas Gray**, **Mike Anderson** and **Corey Dillon**. Henry became the first to accomplish the feat in fewer than 20 carries (17).
- He matched former Titans running back **Chris Johnson** as the only players in NFL history with a rushing touchdown of at least 90 yards and a rushing touchdown of at least 50 yards in the same game. Johnson accomplished the feat against the Houston Texans on Sept. 20, 2009.
- His 24 points tied for the fourth-highest single-game total in franchise history, trailing only **Billy Cannon** (30 on Dec. 10, 1961), **Rob Bironas** (26 on Oct. 21, 2007) and **George Blanda** (26 on Sept. 18, 1960). **Earl Campbell** (Nov. 20, 1978) and **Lorenzo White** (Dec. 9, 1990) also had 24 points on four touchdowns in a single game.
- His 238 rushing yards and four rushing touchdowns were each the most in any Thursday Night Football game in history.



RUSHING YARDS IN A TWO-GAME SPAN

Following a franchise-record 238 rushing yards against the Jacksonville Jaguars on Dec. 6, 2018, **Derrick Henry** then totaled 170 rushing yards at the New York Giants on Dec. 16 to give him a franchise record of 408 rushing yards in a two-game span.

The previous record of 405 rushing yards in two games was set by **Earl Campbell** in 1980, when Campbell posted 203 yards against Tampa Bay (Oct. 19) and 202 yards against Cincinnati (Oct. 26).

Most total rushing yards in two consecutive games, franchise history:

Player	Game 1	Yds	Game 2	Yds	Total
Derrick Henry	12/6/18 vs. Jax	238	12/16/18 at NYG	170	408
Earl Campbell	10/19/80 vs. TB	203	10/26/80 vs. Cin	202	405

RUSHING YARDS IN A SINGLE POSTSEASON

Derrick Henry accumulated 446 rushing yards during the 2019 playoffs. He had 182 yards on 34 carries in the wild card round at New England, followed by 195 yards on 30 attempts in the divisional round at Baltimore. In the AFC championship game, he had 69 yards on 19 rushing attempts.

Henry's average of 148.7 rushing yards per game ranked fourth in NFL history for players with at least two games played. Only a trio of Pro Football Hall of Fame members—Denver Broncos running back **Terrell Davis** (156.0 in 1998), Los Angeles Raiders running back **Marcus Allen** (155.3 in 1983) and Washington Redskins running back **John Riggins** (152.5 in 1982) have averaged more rushing yards in a single postseason than Henry.

In Titans/Oilers history, **Eddie George** established the previous record for average rushing yards in a single postseason during the 1999 playoffs. In four games, George carried the ball 108 times for 449 yards, or an average of 112.3 yards per contest.

Most rushing yards per game in a single NFL postseason (minimum two games):

Player	Team	Season	Games	Rush Yards	Per Game
1. Terrell Davis	Denver	1998	3	468	156.0
2. Marcus Allen	L.A. Raiders	1983	3	466	155.3
3. John Riggins	Washington	1982	4	610	152.5
4. Derrick Henry	Tennessee	2019	3	446	148.7
5. Eric Dickerson	L.A. Rams	1985	2	294	147.0
6. Terrell Davis	Denver	1997	4	581	145.3
7. Arian Foster	Houston	2011	2	285	142.5
8. Thurman Thomas	Buffalo	1990	3	390	130.0
9. Brian Westbrook	Philadelphia	2006	2	257	128.5
10. Fred Taylor	Jacksonville	1998	2	248	124.0

George's 449 yards during the team's run to Super Bowl XXXIV also established the franchise benchmark for most total rushing yards in a single postseason. Henry came within three yards of the mark in one fewer game.

Most rushing yards in a single postseason, franchise history:

Player	Season	Games	Rush Yards
1. Eddie George	1999	4	449
2. Derrick Henry	2019	3	446
3. Earl Campbell	1978	3	264
4. Steve McNair	1999	4	209
5. Derrick Henry	2017	2	184

Henry's 2019 playoff rushing yardage total ranked sixth in NFL history. It was the most by any NFL player since George's 1999 postseason.

Most total rushing yards in a single NFL postseason:

Player	Team	Season	Games	Rush Yards
1. John Riggins	Washington	1982	4	610
2. Terrell Davis	Denver	1997	4	581
3. Terrell Davis	Denver	1998	3	468
4. Marcus Allen	L.A. Raiders	1983	3	466
5. Eddie George	Tennessee	1999	4	449
6. Derrick Henry	Tennessee	2019	3	446
7. Thurman Thomas	Buffalo	1990	3	390
8. Natrone Means	Jacksonville	1996	3	358
9. Le'Veon Bell	Pittsburgh	2016	3	357
10. Freeman McNeil	N.Y. Jets	1982	3	349

RUSHING YARDS IN A TITANS PLAYOFF GAME

On Jan. 4, 2020, **Derrick Henry** rushed for 182 yards and one touchdown on 34 attempts in a wild card playoff victory at New England. In doing so, he set a new franchise single-game postseason record for rushing yards in a game, surpassing **Eddie George's** 162 yards at Indianapolis on Jan. 16, 2000.

One week later, on Jan. 11, 2020, Henry broke his own record, going for 195 rushing yards on 30 carries at Baltimore.

Henry now owns two of the top three rushing games in franchise postseason history.

Most single-game rushing yards in franchise postseason history:

Player	Date	Opp	Att	Yds	Avg	TD
1. Derrick Henry	1/11/20	at Bal	30	195	6.5	0
2. Derrick Henry	1/4/20	at NE	34	182	5.4	1
3. Eddie George	1/16/00	at Ind	26	162	6.2	1
4. Derrick Henry	1/6/18	at KC	23	156	6.8	1
5. Earl Campbell	12/31/78	at NE	27	118	4.4	1
6. Eddie George	1/8/00	Buf	29	106	3.7	0
7. Eddie George	1/30/00	StL (SB)	28	95	3.4	2

SCRIMMAGE YARDS IN A TITANS PLAYOFF GAME

Derrick Henry's 182 rushing yards and 22 receiving yards in the team's wild card playoff victory at New England on Jan. 4, 2020 gave him a franchise-record 204 scrimmage yards.

Henry broke his own record of 191 scrimmage yards in a wild card playoff contest at Kansas City on Jan. 6, 2018 (156 rushing, 35 receiving).

On Jan. 11, 2020, one week after establishing the current record, Henry had 202 scrimmage yards (195 rushing, seven receiving) at Baltimore, giving him the three biggest scrimmage yards totals in franchise postseason history.

Prior to Henry, the organization record stood for 57 years. It was set on Jan. 1, 1961, when **Billy Cannon** had 178 scrimmage yards against the Los Angeles Chargers.

Most single-game scrimmage yards in franchise postseason history:

Player	Date	Opp	Rush Yards	Rec Yards	Scrim Yards
1. Derrick Henry	1/4/20	at NE	182	22	204
2. Derrick Henry	1/11/20	at Bal	195	7	202
3. Derrick Henry	1/6/18	at KC	156	35	191
4. Billy Cannon	1/1/61	LAC	50	128	178
5. Eddie George	1/16/00	at Ind	162	14	176
6. Eddie George	1/7/01	Bal	91	52	143
7. Ernest Givins	12/31/89	at Pit	0	136	136

FRANCHISE PLAYOFF RUSHING LEADERS

In the 2020 postseason, **Derrick Henry** increased his career playoff totals to 670 rushing yards on 136 attempts. He is second on the franchise's all-time postseason rushing list.

During the 2019 playoffs, he passed **Earl Campbell** (420 career postseason rushing yards) to trail only **Eddie George** (776) on the Titans/Oilers franchise playoff rushing list.


Franchise career postseason rushing leaders:

Player	Games	Att	Yards	Avg	TD
1. Eddie George	9	206	776	3.8	5
2. Derrick Henry	6	136	670	4.9	3
3. Earl Campbell	6	135	420	3.1	4
4. Steve McNair	9	54	349	6.5	6
5. Lorenzo White	7	76	264	3.5	1

MORE TITANS RUNNING BACKS

41 - FB KHARI BLASINGAME 6-0, 233, 3rd Year, Vanderbilt

- Blasingame was signed by the Titans to their active roster from the Minnesota Vikings' practice squad on Nov. 13, 2019.
- In 2020, he appeared in 15 games with seven starts during the regular season and caught four passes for 39 yards. He also started one postseason game. He was a key contributor as a blocker for Derrick Henry's 2,027 rushing yards, helping Henry become the eighth player in NFL history to reach the 2,000-yard rushing mark in a season.
- In his rookie season (2019), he saw action in six games with three starts at fullback, catching four passes for 54 yards and collecting two special teams tackles, tying for the team lead in special teams tackles twice in 2019 (at IND, at NE).
- The former Vanderbilt product played in all three postseason contests with a start at fullback and notched two special teams tackles and a forced fumble on coverage units.
- Made his first career start in his NFL debut against Jacksonville (11/24/19).
- Amassed 997 rushing yards and 15 rushing scores as well as 35 catches for 380 yards and two receiving touchdowns during his collegiate career at Vanderbilt.
- The New Market, Ala., native was originally signed by the Minnesota Vikings as a rookie free agent on May 3, 2019.



32 - RB DARRYNTON EVANS 5-10, 203, 2nd Year, Appalachian State

- The Oak Hill, Fla., native was selected by the Titans in the third round (93rd overall) of the 2020 NFL Draft.
- In 2020, he appeared in five games as a rookie during the regular season and totaled 14 rushing attempts for 54 yards. He added two receptions for 27 yards and a touchdown and nine kickoff returns for 206 yards. He also appeared in one postseason contest, registering two kickoff returns for 46 yards and one yard on one rushing attempt.
- In three on-field seasons at Appalachian State (2016, 2018-19), Evans appeared in 39 games and made 22 starts.
- He was a two-time All-Sun Belt first-team selection and was the Sun Belt's Offensive Player of the Year in 2019. Evans was a two-time Sun Belt Championship Game MVP and MVP of the 2019 New Orleans Bowl.
- He finished his career with 2,884 rushing yards (ninth all-time at Appalachian State) despite being the primary running back for just 23 career games. Set school records for most career rushes without a fumble (482) and single-season rushes without a fumble (255 in 2019). Had 4,642 all-purpose yards, including 1,439 yards on kickoff returns and 319 yards as a receiver, plus 14 passing yards on a forward-flipped jet sweep. Scored 34 total touchdowns with 25 rushing, six receiving and a program-record three as a kick returner. Totaled 11 runs of at least 50 yards in his final two seasons.




2021 Game Notes:

- Placed on injured reserve on Sept. 2, 2021.
- Activated from injured reserve on Oct. 23, 2021.
- **Against Kansas City (10/24)**, made his season debut and caught two passes for 11 yards and rushed two times for seven yards. He added a 17-yard kickoff return.

28 - RB JEREMY McNICHOLS 5-9, 205, 2nd Year, Boise State

- The Long Beach, Calif. native was re-signed by the Titans on August 26, 2020. He previously spent time on the Titans practice squad in 2018 and played the 2019 preseason with Tennessee, rushing for 108 yards on 26 carries. He also scored a touchdown on a 15-yard completion.
 - In 2020, he appeared in all 16 games for the first time in his career. He ranked second on the team with 47 rushing attempts and totaled 204 rushing yards with one touchdown. He added 12 receptions for 55 yards. In one postseason game, he posted one rushing attempt for four yards.
 - Originally a fifth-round pick by Tampa Bay in the 2017 NFL Draft out of Boise State, McNichols has also spent time with the Jaguars, Bears, Broncos, Colts, and 49ers, playing in five games and registering four carries for eight yards.
 - His junior year at Boise State (2016), he finished with 1,709 rushing yards (third in Boise State single-season history) and 23 rushing touchdowns (fourth) on 314 attempts (second). McNichols also caught 37 passes for 474 yards and four touchdowns. His 27 total touchdowns ranked second in the nation and third all-time in a single season at Boise State, while his 2,255 all-purpose yards were the second-most in a season in Boise State history.
- ### 2021 Game Notes:
- **At Seattle (9/19)**, caught three passes for 26 yards and added a three-yard rushing attempt.
 - **Against Indianapolis (9/26)**, totaled one reception for a 10-yard touchdown, two rushing attempts for six yards, and two kickoff returns for 31 yards. He caught a 10-yard touchdown pass from Ryan Tannehill in the fourth quarter. It was his first career touchdown reception (second overall touchdown).
 - **At New York Jets (10/3)**, set career highs and led the team with eight receptions and 74 receiving yards. He added one rushing attempt for 11 yards to give him a career-high 85 scrimmage yards in the contest. He converted a third down with a career-long 27-yard reception on a screen pass in the first quarter. He also caught a short pass and gained 23 yards in the third quarter. His eight receptions were the most by a Titans running back since the nine by Dion Lewis against Philadelphia on Sept. 30, 2018, and his 74 receiving yards were the most by a Titans running back since Derrick Henry's 75 yards at Cleveland on Sept. 8, 2019.
 - **At Jacksonville (10/10)**, converted a third down with a 25-yard reception in the first quarter. His game totals included two receptions for 26 yards and one rushing attempt for nine yards.





TITANS TIGHT ENDS

No.	Name	Ht	Wt	Exp	College
86	Firkser, Anthony	6-2	246	4	Harvard
89	Hudson, Tommy (IR)	6-3	255	1	Arizona State
49	Moore, Briley (IR)	6-4	240	R	Kansas State
85	Pruitt, MyCole	6-2	245	6	Southern Illinois
87	Swaim, Geoff	6-4	260	7	Texas

#86 • TE ANTHONY FIRKSER

6-2, 246, 4th Year, Harvard

[Click for complete bio](#)



Tight end **Anthony Firkser** is in his fourth NFL season in 2021. He was signed by the Titans during the 2018 offseason.

In 2020, Firkser played in every game for the first time in his career. He set career highs with 39 receptions and 387 yards and caught one touchdown pass. His reception total and receiving yardage total each ranked fourth on the team and second among the club's tight ends. In one playoff contest, he registered a pair of receptions for 44 yards.

In 2019, he set career highs with 15 games played and one start and contributed 14 receptions for 204 yards and one touchdown. He added three catches for 45 yards and a team-high two touchdowns in three playoff games.

In 2018, Firkser spent time on the Titans' 53-man roster and practice squad. He produced a total of 19 receptions for 225 yards and one touchdown in 12 games.

He was originally signed by the New York Jets as an undrafted free agent on May 5, 2017. After his release from the Jets, he spent time as a rookie on the practice squad of the Kansas City Chiefs and stayed with the Chiefs for part of the 2018 offseason.

A native of Manalapan, N.J., Firkser appeared in 29 games with 24 starts over four seasons at Harvard (2013-16) and caught 99 passes for 1,559 yards and 14 touchdowns. He finished his career ranked 12th all-time in school history in receptions, ninth all-time in receiving yards and sixth all-time in touchdown receptions. He was named to the All-Ivy League second team as both a junior and sophomore.

2021 Game Notes:

- **Against Arizona (9/12)**, caught three passes for 19 yards.
- **At Seattle (9/19)** and **against Indianapolis (9/26)**, he was inactive with a knee injury.
- **At New York Jets (10/3)**, returned from injury and caught three passes for 23 yards.
- **At Jacksonville (10/10)**, gained 33 yards on three receptions.
- **Against Buffalo (10/18)**, caught one pass for 11 yards.
- **Against Kansas City (10/24)**, caught one pass for nine yards.



Firkser's Career Regular Season Statistics:

Year	GP	GS	Rec	Yds	Avg	Lg	TD
2018	12	0	19	225	11.8	28	1
2019	15	1	14	204	14.6	39	1
2020	16	1	39	387	9.9	45	1
2021	5	1	11	95	8.6	14	0
Totals	48	3	83	911	11.0	45	3

Firkser's Career Postseason Statistics:

Year	GP	GS	Rec	Yds	Avg	Lg	TD
2019	3	0	3	45	15.0	22t	2
2020	1	0	2	44	22.0	35	0
Totals	4	0	5	89	17.8	35	2

Firkser's NFL Regular Season Single-Game Highs:

- Receptions** - 8 vs. Houston (10/18/20)
- Receiving Yards** - 113 vs. Houston (10/18/20)
- Long Reception** - 45 vs. Houston (10/18/20)
- Touchdowns** - 1 (Three times, last vs. Houston, 10/18/20)

Firkser's NFL Playoff Single-Game Highs:

- Receptions** - 2 (Twice, last vs. Baltimore, 1/10/21)
- Receiving Yards** - 44 vs. Baltimore (1/10/21)
- Long Reception** - 35 vs. Baltimore (1/10/21)
- Touchdowns** - 1 (Twice, last at Kansas City, 1/19/20)

MORE TITANS TIGHT ENDS

89 - TE TOMMY HUDSON

6-3, 255, 1st Year, Arizona State

➤ The Titans signed Tommy Hudson as a rookie free agent following the 2020 NFL Draft.

➤ In 2020, Hudson spent 10 games during the regular season and one game during the playoffs on the practice squad. He was on the reserve/practice squad suspended list for the remaining six contests.


➤ Hudson appeared in 40 games with 26 starts over four seasons at Arizona State (2016-19). He totaled 25 receptions for 205 yards and played primarily as a blocking tight end.

➤ As a senior at Arizona State (2019), he appeared in 13 games with 11 starts and caught 10 passes for a career-high 112 yards.

➤ He is a native of San Jose, Calif.

2021 Game Notes:

- **At Seattle (9/19)**, played his first career game and recorded a 14-yard reception on his first career catch. The play converted a third-and-three in the first quarter.
- **At New York Jets (10/3)**, caught one pass for 14 yards before leaving the game with an ankle injury in the third quarter.
- Placed on injured reserve on Oct. 8, 2021.



85 - TE MYCOLE PRUITT

6-2, 245, 6th Year, Southern Illinois

➤ Pruitt rejoined the Titans on Sept. 3, 2021, when he was signed to the practice squad, and he was later promoted to the 53-man roster on Sept. 13. He was previously with the team from 2018 to 2020 before a stint with the San Francisco 49ers during the 2021 offseason and preseason.

➤ In 2020, he appeared in 11 games with four starts and totaled five catches for 49 yards and a career-high two touchdowns. He also recovered a fumble for a touchdown to give him three total touchdowns on the season. Additionally, as a blocker he helped Derrick Henry become the NFL's eighth all-time player to reach the 2,000-yard rushing mark (2,027).

➤ In 2019, he played in all 16 games for the second time in his career and set a career high with 10 starts. He posted six receptions for 90 yards and one touchdown, and he added four catches for 28 yards in three playoff games (one start).

➤ He arrived in Tennessee in 2018 with 21 games of NFL experience with the Texans, Chicago Bears and Minnesota Vikings. His statistics prior to joining the Titans included 12 receptions for 102 yards.

➤ Pruitt was a fifth-round selection by the Vikings in the 2015 NFL Draft.

➤ A native of South Bend, Ind., he amassed multiple school records for tight ends during a four-year career at Southern Illinois, where he tallied 211 career receptions for 2,601 yards and 25 touchdowns. He earned





All-America honors for both his junior and senior seasons. Pruitt also was named the best tight end in the 30-year history of Missouri Valley Conference.

2021 Game Notes:

- **At Seattle (9/19)**, established new career highs with three receptions and 43 receiving yards, topping his previous highs of two receptions (eight previous games) and 42 receiving yards (Dec. 8, 2019 at Oakland). He had a 22-yard reception in the third quarter.
- **Against Indianapolis (9/26)**, converted a third-and-four with a seven-yard catch in the fourth quarter. It helped lead to a Titans field goal.
- **At New York Jets (10/3)**, caught a pass for a two-point conversion in the fourth quarter to help give the Titans a seven-point lead. He added 14 yards on one reception.
- **At Jacksonville (10/10)**, caught a 14-yard touchdown pass from Ryan Tannehill in the second quarter. It was his first touchdown reception of 2021 and the fifth touchdown of his career.
- **Against Kansas City (10/24)**, totaled 27 yards and a touchdown on two receptions. He caught a five-yard touchdown pass from running back Derrick Henry in the first quarter and added a 22-yard reception in the second quarter to help set up a Titans field goal.


87 - TE GEOFF SWAIM

6-4, 260, 7th Year, Texas

- Swaim was signed by the Titans prior to the start of the 2020 season.
- Originally a seventh-round pick by the Cowboys in the 2015 NFL Draft, Swaim played in 43 total games over five seasons with the Cowboys (2015-18) and the Jaguars (2019). His career totals in that time included 48 catches for 401 yards and a touchdown in his career.
- In 2020, he appeared in 10 games (eight starts) in his first season in Tennessee. He produced nine receptions for 83 yards and one touchdown and helped block for Derrick Henry's 2,027-yard rushing season. Swaim started one playoff game with one reception for five yards.
- In 2019, Swaim appeared in six games with two starts for the Jaguars, totaling 13 receptions for 65 yards.
- As a senior at the University of Texas, he started all 13 games, spending most of his time helping block for a running game that rushed for 1,786 yards and seven touchdowns. He totaled 13 catches for 84 yards.
- A native of Chico, Calif., Swaim played at Butte College in Oroville, Calif., for two years prior to transferring to Texas.

2021 Game Notes:

- Placed on reserve/COVID-19 on Aug. 26 and removed from the list on Sept. 6.
- **At Seattle (9/19)**, started and caught two passes for 10 yards.
- **Against Indianapolis (9/26)**, totaled three receptions for 27 yards, including a 26-yard catch in the second quarter.



TITANS WIDE RECEIVERS

No.	Name	Ht	Wt	Exp	College
13	Batson, Cameron (IR)	5-8	175	4	Texas Tech
11	Brown, A.J.	6-1	226	3	Mississippi
88	Johnson, Marcus	6-1	207	4	Texas
2	Jones, Julio	6-3	220	11	Alabama
81	McMath, Racey (IR)	6-3	217	R	Louisiana State
18	Reynolds, Josh	6-3	196	5	Texas A&M
80	Rogers, Chester	6-0	184	5	Grambling State
15	Westbrook-Ikhine, Nick	6-2	211	2	Indiana

#11 • WR A.J. BROWN

6-1, 226, 3rd Year, Mississippi

[Click for complete bio](#)



Wide receiver **A.J. Brown** is in his third NFL season in 2021. He was selected by the Titans in the second round (51st overall) of the 2019 NFL Draft.

In his first two years in the NFL, Brown totaled 122 receptions for 2,126 yards (17.4 avg.) with 19 touchdown catches. He became the 11th player to reach 1,000 receiving yards in each of his first two NFL seasons, the first player to do so since **Michael Thomas** (2016-17) and the only player in Titans/Oilers history other than **Bill Groman** (1960-61) to accomplish the feat. From 1970 through 2020, Brown and **Randy Moss** were the only players to post at least 120 receptions and 19 touchdown catches while averaging 17.0 yards per reception in their first two seasons.

Brown was selected to his first Pro Bowl in 2020 after leading the team with 70 receptions, 1,075 receiving yards and 11 touchdown catches in 14 games (12 starts). He tied for fifth place in the NFL in touchdown receptions and joined **Drew Bennett** (11 in 2004) as the only players in the team's "Titans era" (since 1999) with 10 or more touchdown receptions in a season. He added a touchdown on a kickoff return.

As a rookie, Brown led the Titans in every major receiving category, totaling 52 catches for 1,051 yards and eight touchdowns. He added a 49-yard rushing touchdown. Among all rookies in franchise history, Brown ranked third in receiving yards and fifth in receptions, and he tied for the third-highest receiving touchdown total.

Brown led the 2019 NFL rookie class in receiving yards and total touchdowns, and he tied for the rookie lead in touchdown receptions. He also placed fifth among rookies in receptions. Among all NFL players in 2019—rookies and veterans—Brown finished second in receiving average (20.2), behind only the Los Angeles Chargers' **Mike Williams** (20.4).

During a three-year career at Mississippi (2016-18), Brown became the program's all-time leading receiver with 2,984 yards. He ranked third in school history with 189 receptions and fifth all-time with 19 touchdowns. Brown averaged 15.8 yards per catch and 82.9 yards per game, and he tallied the most 100-yard receiving games in Ole Miss history with 12. He became the only receiver in Ole Miss history to tally 60 or more receptions in back-to-back seasons.

In 2018, Brown started all 12 games and set Ole Miss' single-season receiving records in yards (1,320) and catches (85), leading the SEC in both categories. His 1,320 receiving yards ranked seventh in the nation. Brown caught six touchdowns, averaging 110.0 yards per game, and he topped the 100-yard receiving mark in six contests. He earned AP first-team All-SEC and third-team All-American honors for the second consecutive season.

Brown was selected in the 19th round of the 2016 Major League Baseball Draft by the San Diego Padres as a centerfielder and he participated in the team's extended spring training program each summer from 2016-18.

He is a native of Starkville, Miss.



2021 Game Notes:

- **Against Arizona (9/12)**, tied for the team lead with four receptions for 49 receiving yards with one touchdown. He caught a 13-yard touchdown pass from Ryan Tannehill in the third quarter. It was his 20th career touchdown reception, making him the 15th player in franchise history to reach 20 touchdown catches. He also recorded a solo tackle on defense on the final play of the first half.
- **At Seattle (9/19)**, caught three passes for 43 yards.
- **Against Indianapolis (9/26)**, recorded a three-yard rushing attempt before leaving the game with an injury in the first quarter. It ended his streak of 32 consecutive games with a reception to begin his career.
- **At New York Jets (10/3)**, he was inactive with a hamstring injury.
- **At Jacksonville (10/10)**, returned to the starting lineup after missing a week with an injury. He tied for the team lead with three receptions for 38 yards, including a 22-yard reception in the first quarter to help set up a touchdown two plays later.
- **Against Buffalo (10/18)**, led the team with seven receptions and 91 receiving yards, all of which came in the second half of the Monday night victory. He converted a fourth-and-two with a 14-yard reception in the third quarter to help set up a touchdown four plays later.
- **Against Kansas City (10/24)**, led the team with eight receptions for 133 yards, including a touchdown catch. His reception total tied for the second-highest of his career, while his yardage total was the fifth-best of his career. He became the eighth player in franchise history with at least 10 career 100-yard receiving games and the first since Ernest Givins (1986-88) to accomplish the feat within his first three seasons. In the first quarter, he caught a 46-yard pass from Ryan Tannehill and later on the same drive registered a 24-yard touchdown catch.

Brown's Career Regular Season Statistics:

Year	Team	GP	GS	Rec	Yds	Avg	Lg	TD
2019	Ten	16	11	52	1,051	20.2	91t	8
2020	Ten	14	12	70	1,075	15.4	73t	11
2021	Ten	6	6	25	354	14.2	46	2
Totals		36	29	147	2,480	16.9	91t	21

Brown's Career Postseason Statistics:

Year	Team	GP	GS	Rec	Yds	Avg	Lg	TD
2019	Ten	3	3	5	64	12.8	37	0
2020	Ten	1	1	6	83	13.8	28	1
Totals		4	4	11	147	13.4	37	1

Brown's Regular Season Single-Game Highs:

- Receptions** - 10 at Houston (1/3/21)
- Receiving Yards** - 153 (twice, last vs. Pittsburgh, 10/25/20)
- Long Reception** - 91t at Oakland (12/8/19)
- Touchdown Receptions** - 2 (three times, last vs. Houston, 10/18/20)

Brown's Playoff Single-Game Highs:

- Receptions** - 6 vs. Baltimore (1/10/21)
- Receiving Yards** - 83 vs. Baltimore (1/10/21)
- Long Reception** - 37 at Kansas City (1/19/20)
- Touchdown Receptions** - 1 vs. Baltimore (1/10/21)

BROWN'S FIRST TWO SEASONS

Titans wide receiver **A.J. Brown's** statistics in his first two seasons placed him in distinguished company. His totals included 122 receptions for 2,126 receiving yards—a 17.4-yard average—and 19 touchdown catches.

In the last 50 years (since 1970), only three players—**Odell Beckham Jr.** (12), Moss (nine) and **John Jefferson** (eight)—had more performances within their first two seasons in which they had 100 or more receiving yards and reached the end zone at least once.

NFL players since 1970 with 120 receptions, 19 touchdown receptions and a 17.0-yard receiving average in their first two seasons (through 2020):

Player	Seasons	Team	Rec	Yards	Avg	Rec TD
Randy Moss	1998–1999	Minnesota	149	2,726	18.3	28
A.J. Brown	2019–2020	Tennessee	122	2,126	17.4	19

In his first two campaigns, Brown had eight performances in which he registered at least 100 receiving yards with one or more touchdown catches. Since 1970, only three players—**Odell Beckham Jr.** (12), Moss (nine) and **John Jefferson** (eight)—had more performances within their first two seasons in which they had 100 or more receiving yards and reached the end zone at least once.

Most games with at least 100 receiving yards and one touchdown reception within a player's first two seasons, 1970–2020:

Player	Seasons	Team	Games w/ 100 Rec Yards + Rec TD
1. Odell Beckham Jr.	2014–2015	N.Y. Giants	12
2. Randy Moss	1998–1999	Minnesota	9
3. A.J. Brown	2019–2020	Tennessee	8
John Jefferson	1978–1979	San Diego	8
5. (three tied)			7

2019-21 RECEIVING TD LEADERS

A.J. Brown registered 11 touchdown receptions in 2020. The total tied for fifth place in the NFL behind only **Davante Adams** (18), **Tyreek Hill** (15), **Adam Thielen** (14) and **Mike Evans** (13).

Brown additionally scored one touchdown on a kickoff return in 2020.

Most touchdown receptions in 2020:

Player	Team	Rec TD
1. Davante Adams	Green Bay Packers	18
2. Tyreek Hill	Kansas City Chiefs	15
3. Adam Thielen	Minnesota Vikings	14
4. Mike Evans	Tampa Bay Buccaneers	13
5. A.J. Brown	Tennessee Titans	11
Travis Kelce	Kansas City Chiefs	11
Robert Tonyan	Green Bay Packers	11
8. Tyler Lockett	Seattle Seahawks	10
DK Metcalf	Seattle Seahawks	10
10. (five tied)		9

Since the beginning of his rookie season, Brown's touchdown reception total ranks among the NFL's best.

Most total touchdown receptions from 2019 through 2021:

Player	Current Team	Rec TD
1. Mike Evans	Tampa Bay Buccaneers	28
2. Tyreek Hill	Kansas City Chiefs	27
3. Davante Adams	Green Bay Packers	26
4. Adam Thielen	Minnesota Vikings	25
5. Cooper Kupp	Los Angeles Rams	22
DK Metcalf	Seattle Seahawks	22
7. A.J. Brown	Tennessee Titans	21
Marquise Brown	Baltimore Ravens	21
Tyler Lockett	Seattle Seahawks	21
Marvin Jones	Jacksonville Jaguars	21

BROWN'S RECEIVING PACE

Wide receiver **A.J. Brown** is off to one of the best beginnings to a career in franchise history. Since 1970, his pace to this point in his career ranks among the franchise's top players in both receiving yards and receiving touchdowns.

Most touchdown receptions for the Titans/Oilers during a player's first 30 games with the team, 1970–present:

Player	Games	Rec TD
1. A.J. Brown	30	19
2. Kenny Britt	30	15
3. Dave Casper	30	14
Drew Hill	30	14
5. Rishard Matthews	30	13
Chris Sanders	30	13
7. Charlie Joiner	29	12
Nate Washington	30	12
9. (four tied)		10

Most receiving yards for the Titans/Oilers during a player's first 30 games with the team, 1970–present:

Player	Games	Rec Yards
1. Ernest Givins	30	2,214
2. A.J. Brown	30	2,126
3. Drew Hill	30	2,073
4. Kenny Britt	30	1,747
5. Rishard Matthews	30	1,740
6. Kendall Wright	30	1,655
7. Chris Sanders	30	1,600
8. Webster Slaughter	30	1,599
9. Justin Gage	30	1,506
10. Delanie Walker	30	1,461

TOTAL TDS IN YEARS 1-2

A.J. Brown registered 21 total touchdowns from 2019 to 2020, his first two NFL seasons. He reached the end zone 19 times on receptions and added one rushing touchdown and one kickoff return touchdown.

In Titans/Oilers history, Brown became the fifth player with 20 or more total touchdowns in his first two NFL seasons and the first since **Chris Johnson** (2008-09).

Players in Titans/Oilers history with at least 20 touchdowns in their first two NFL seasons:

Player	Position	Seasons	Total TD
1. Earl Campbell	RB	1978–1979	32
2. Bill Groman	WR	1960–1961	30
3. Chris Johnson	RB	2008–2009	26
4. Billy Cannon	RB	1960–1961	22
5. A.J. Brown	WR	2019–2020	21

50-YARD RECEPTIONS FROM 2019-20

Since entering the NFL in 2019, **A.J. Brown** has recorded a total of nine receptions that have gone at least 50 yards. He owns the most such receptions in the NFL and also leads the league with six 50-yard touchdown receptions.

Most 50-yard receptions from 2019–2020:

Player	Team(s)	50+ Yard Receptions	50+ Yard TD Rec
1. A.J. Brown	Tennessee Titans	9	6
2. D.J. Moore	Carolina Panthers	7	4
3. Stefon Diggs	Minnesota/Buffalo	6	4
4. DK Metcalf	Seattle Seahawks	5	2
Marquez Valdes-Scantling	Green Bay Packers	5	4
6. (seven tied)		4	

BROWN'S CAREER 100-YARD RECEIVING GAMES

Date	Opp	No.	Yds.	Avg.	Lg	TD
12/08/2019	at Oakland	5	153	30.6	91t	2
10/25/2020	Pittsburgh	6	153	25.5	73t	1
01/03/2021	at Houston	10	151	15.1	52	1
11/24/2019	Jacksonville	4	135	33.8	65t	1
10/14/2021	Kansas City	8	133	16.6	46	1
12/29/2019	at Houston	4	124	31.0	51t	1
12/15/2019	Houston	8	114	14.3	60	1
12/13/2020	at Jacksonville	7	112	16.0	37t	1
11/08/2020	Chicago	4	101	25.3	40t	1
09/08/2019	at Cleveland	3	100	33.3	51	0

* Playoffs

FRANCHISE ROOKIE RECEIVING

Wide receiver **A.J. Brown** was the team's leading receiver in every major category during the 2019 regular season, and he vaulted high up the franchise's all-time rookie receiving charts.

Brown had 52 receptions for 1,051 yards for an average of 20.2 yards per catch, and he scored on eight touchdown receptions. He added a 49-yard rushing touchdown.

Among rookies in the history of the organization, Brown ranked third in receiving yards and fifth in receptions, and he tied for the third-highest receiving touchdown total.

Most receiving yards by a rookie in franchise history:

Player	Season	Rec Yds
1. Bill Groman	1960	1,473
2. Ernest Givins	1986	1,062
3. A.J. Brown	2019	1,051
3. Chris Sanders	1995	823
5. Charlie Hennigan	1960	722
6. Kenny Britt	2009	701
7. Jerry LeVias	1969	696
8. Kendall Wright	2012	626
9. Mac Haik	1968	584
10. Dorial Green-Beckham	2015	549

Most receptions by a rookie in franchise history:

Player	Season	Receptions
1. Bill Groman	1960	72
2. Kendall Wright	2012	64
3. Ernest Givins	1986	61
4. Sid Blanks	1964	56
5. A.J. Brown	2019	52
6. Charlie Hennigan	1960	44
7. Chris Johnson	2008	43
8. Kenny Britt	2009	42
Jerry LeVias	1969	42
10. Tajaé Sharpe	2016	41

Most touchdown receptions by a rookie in franchise history:

Player	Season	Rec TD
1. Bill Groman	1960	12
2. Chris Sanders	1995	9
3. A.J. Brown	2019	8
Mac Haik	1968	8
5. Charlie Hennigan	1960	6
Tony Jones	1990	6
7. Billy Cannon	1960	5
Curtis Duncan	1987	5
Jerry LeVias	1969	5
10. (several tied)		4

ROOKIE & 1ST-YEAR RECEIVING LEADERS

Titans wide receiver **A.J. Brown**, a second-round pick in the 2019 NFL Draft (51st overall), led the 2019 rookie class in receiving yards (1,051), and he tied for the rookie lead in touchdown receptions (eight). He also placed fifth in receptions.

Most receiving yardage in 2019 by NFL rookies and first-year players:

Player	Team	Position	Rec Yds
1. A.J. Brown	Tennessee Titans	WR	1,051
2. Terry McLaurin	Washington Redskins	WR	919
3. DK Metcalf	Seattle Seahawks	WR	900
4. Deebo Samuel	San Francisco 49ers	WR	802
5. Darius Slayton	New York Giants	WR	740
6. Diontae Johnson	Pittsburgh Steelers	WR	680
7. Hunter Renfrow	Oakland Raiders	WR	605
8. Marquise Brown	Baltimore Ravens	WR	584
9. Noah Fant	Denver Broncos	TE	562
10. Mecole Hardman	Kansas City Chiefs	WR	538

Most receptions in 2019 by NFL rookies and first-year players:

Player	Team	Position	Rec
1. Diontae Johnson	Pittsburgh Steelers	WR	59
2. Terry McLaurin	Washington Redskins	WR	58
DK Metcalf	Seattle Seahawks	WR	58
4. Deebo Samuel	San Francisco 49ers	WR	57
5. A.J. Brown	Tennessee Titans	WR	52
6. Miles Sanders	Philadelphia Eagles	RB	50
7. Hunter Renfrow	Oakland Raiders	WR	49
8. Darius Slayton	New York Giants	WR	48
9. Marquise Brown	Baltimore Ravens	WR	46
10. Noah Fant	Denver Broncos	TE	40

Most touchdown receptions in 2019 by NFL rookies and first-year players:

Player	Team	Position	TD
1. A.J. Brown	Tennessee Titans	WR	8
Darius Slayton	New York Giants	WR	8
3. DK Metcalf	Seattle Seahawks	WR	7
Terry McLaurin	Washington Redskins	WR	7
Marquise Brown	Baltimore Ravens	WR	7
6. Mecole Hardman	Kansas City Chiefs	WR	6
7. Diontae Johnson	Pittsburgh Steelers	WR	5
Foster Moreau	Oakland Raiders	TE	5
9. Hunter Renfrow	Oakland Raiders	WR	4
Steven Sims	Washington Redskins	WR	4

2019 RECEIVING AVERAGE LEADERS

Titans rookie wide receiver **A.J. Brown** finished second among all qualifying NFL players in 2019 in receiving average. Only the Chargers' **Mike Williams** (20.4) averaged more yards per reception than Brown.

Highest receiving average in 2019 (all players; minimum 16 receptions):

Player	Rec	Rec Yds	Rec Avg
1. Mike Williams	49	1,001	20.4
2. A.J. Brown	52	1,051	20.2
3. Kenny Golladay	65	1,190	18.3
4. Stefon Diggs	63	1,130	17.9
Breshad Perriman	36	645	17.9
6. Mike Evans	67	1,157	17.3
7. Michael Gallup	66	1,107	16.8
8. James Washington	44	735	16.7
DeVante Parker	72	1,202	16.7
10. Chris Conley	47	775	16.5



2019 RECEIVING LEADERS, FINAL 6 GAMES

Over the final six regular season games of 2019, Titans second-round pick **A.J. Brown** not only led all rookies but also led all NFL players with 605 receiving yards and a remarkable average of 24.2 yards per catch. His five touchdown receptions in the final six games tied for the second-most in the NFL.

Most receiving yards in the final six games (team games) of 2019:

Player	Team	Rec	Yds	Avg	TD
1. A.J. Brown	Tennessee	25	605	24.2	5
2. DeVante Parker	Miami	32	598	18.7	5
3. Michael Thomas	New Orleans	55	584	10.6	4
4. Robert Woods	L.A. Rams	45	568	12.6	2
5. Breshad Perriman	Tampa Bay	26	550	21.2	5
6. Tyler Higbee	L.A. Rams	48	542	11.3	2
7. Allen Robinson	Chicago	41	514	12.5	4
8. George Kittle	San Francisco	39	512	13.1	3
Julio Jones	Atlanta	40	512	12.8	2
10. Travis Kelce	Kansas City	41	488	11.9	2
Christian McCaffrey	Carolina	57	488	8.6	1

50 RECEPTIONS, 1,000 YARDS

A.J. Brown enjoyed one of the finest seasons in franchise history by a rookie wide receiver. His 2019 regular season totals included 52 receptions, 1,051 receiving yards and eight touchdown catches, and his 20.2-yard receiving average ranked second in the NFL.

Brown achieved a rare statistical combination matched by only three other NFL rookies since 1970. Since then, **John Jefferson** (1978), **Bill Brooks** (1986), **Randy Moss** (1998) and Brown are the league's only rookies to have a minimum of 50 receptions, 1,000 receiving yards and five receiving touchdowns while averaging at least 17.0 yards per catch.

NFL rookies since 1970 with 50 receptions, 1,000 receiving yards, five touchdown receptions and a 17.0-yard receiving average:

Player	Year	Team	Rec	Yards	TD	Avg
A.J. Brown	2019	Tennessee	52	1,051	8	20.2
Randy Moss	1998	Minnesota	69	1,313	17	19.0
Bill Brooks	1986	Indianapolis	65	1,131	8	17.4
John Jefferson	1978	San Diego	56	1,001	13	17.9

#2 • WR JULIO JONES

6-3, 220, 11th Year, Alabama

[Click for complete bio](#)

Wide receiver **Julio Jones** is in his 11th NFL season and his first campaign with the Titans in 2021. He was acquired in a June 2021 trade in which the Titans sent a 2022 second-round draft pick and a conditional 2023 fourth-rounder to the Atlanta Falcons in exchange for Jones and a 2023 sixth-round pick.

The seven-time Pro Bowler and two-time first-team All-Pro selection arrived in Tennessee with 848 career receptions for 12,896 yards and 60 touchdowns in 135 games (134 starts). He set Falcons franchise receiving records in both catches and yards, while his touchdowns ranked second all-time.

Through the 2020 campaign, Jones averaged 95.5 receiving yards per game, ranking first in NFL history. Hall of Famer **Calvin Johnson** established the previous record of 86.1 receiving yards per game.

Jones' 12,896 career receiving yards through 2020 put him 20th in league annals, while his 58 career 100-yard receiving games put him fourth all-time behind Hall of Famers **Jerry Rice** (76), **Randy Moss** (64) and **Marvin Harrison** (59). Among all players in NFL history with at least 848 career catches, only Moss' 15.6-yard average ranked higher than Jones' average of 15.2 yards per reception through 2020.

Jones eclipsed the 12,000-yard career receiving mark faster than any other player in NFL history, doing so in 125 games and shattering Rice's old record of 142 games.

Jones was selected to the Pro Bowl in 2012 and every season from 2014 to 2019. He earned Associated Press first-team All-Pro honors in both 2015 and 2016.

In 2015, Jones posted one of the best seasons by a receiver in NFL history after leading the NFL with 1,871 receiving yards and tying for the NFL lead with 136 receptions. His final numbers ranked second all-time in receiving yards for a season and tied for second all-time in receptions for a season in NFL history.

A native of Foley, Ala., Jones established himself as one of the premier wide receivers in college football in three seasons at the University of Alabama. After 40 collegiate games, his 179 receptions ranked second all-time at Alabama, while his 2,653 receiving yards ranked second in school history and his 15 touchdowns tied for fourth in Crimson Tide annals. As a junior (2010), he garnered second-team All-American honors and was a first-team All-Southeastern Conference selection after leading the Tide and setting school records with 78 receptions and 1,133 receiving yards to go along with seven touchdown catches.

He was drafted by the Falcons with the sixth overall selection in the 2011 NFL Draft.

2021 Game Notes:

- **Against Arizona (9/12)**, made his Titans debut and caught three passes for 29 yards. He recorded his first reception with the Titans on a nine-yard pass from Ryan Tannehill in the second quarter. He recorded his 850th career reception in his 136th career game, surpassing Marvin Harrison (140 games) as the second-fastest player to reach 850 career receptions in NFL history. Only Antonio Brown (133 games) reached the mark in fewer games.
- **At Seattle (9/19)**, led the team with 128 receiving yards on six receptions (tied for team lead), including a 51-yard reception in the second quarter. With 13,053 receiving yards in 137 career games, he became the fastest player in NFL history to reach 13,000 receiving yards, surpassing Jerry Rice (154 games). Jones also became the 20th overall player in NFL history to reach the 13,000-yard career receiving mark. He passed Jason Witten (13,046) for 19th place on the NFL's career leaderboard for receiving yards. Jones recorded his 62nd career 100-yard receiving game in the regular season and postseason. It was his 59th such performance in the regular season, which placed him in a tie with Marvin Harrison for third place in NFL history behind only Jerry Rice (76) and Randy Moss (64).
- **Against Indianapolis 9/26)**, totaled three receptions for 47 yards, including a 25-yard catch in the second quarter. He passed Steve Largent (13,089 yards) for 18th place on the NFL's career list for receiving yards.
- **At New York Jets (10/3)** and **at Jacksonville (10/10)**, he was inactive with a hamstring injury.
- **Against Buffalo (10/18)**, totaled three receptions for 59 yards on Monday Night Football. His totals included a 48-yard reception on a pass from Ryan Tannehill in the second quarter.
- **Against Kansas City (10/24)**, totaled 38 yards on a pair of receptions.

He took a pass 20 yards in the second quarter to help set up a touchdown three plays later. He extended his streak to 132 consecutive individual games with at least one reception.

Jones' Career Regular Season Statistics:

Year	Team	GP	GS	Rec	Yds	Avg	Lg	TD
2011	Atl	13	13	54	959	17.8	80t	8
2012	Atl	16	15	79	1,198	15.2	80t	10
2013	Atl	5	5	41	580	14.1	81t	2
2014	Atl	15	15	104	1,593	15.3	79	6
2015	Atl	16	16	136	1,871	13.8	70t	8
2016	Atl	14	14	83	1,409	17.0	75t	6
2017	Atl	16	16	88	1,444	16.4	53	3
2018	Atl	16	16	113	1,677	14.8	58	8
2019	Atl	15	15	99	1,394	14.1	54t	6
2020	Atl	9	9	51	771	15.1	44	3
2021	Ten	5	5	17	301	17.7	51	0
Totals		140	139	865	13,197	15.3	81t	60

Jones' Career Postseason Statistics:

Year	Team	GP	GS	Rec	Yds	Avg	Lg	TD
2011	Atl	1	1	7	64	9.1	20	0
2012	Atl	2	2	17	241	14.2	46t	2
2016	Atl	3	3	19	334	17.6	73t	3
2017	Atl	2	2	18	195	10.8	27	1
Playoff Totals		8	8	61	834	13.7	73t	6

Jones' Regular Season Single-Game Highs:

Receptions - 13 (Twice, last at San Francisco, 10/15/19)
Receiving Yards - 300 vs. Carolina (10/2/16)
Long Reception - 81t vs. St. Louis (9/15/13)
Touchdowns - 2 (13 times, last at Minnesota, 10/18/20)
Rushes - 2 at Indianapolis (11/6/11)
Rushing Yards - 33 at Indianapolis (11/6/11)
Long Rush - 19 at Indianapolis (11/6/11)

Jones' Playoff Single-Game Highs:

Receptions - 11 vs. San Francisco (1/20/13)
Receiving Yards - 182 vs. San Francisco (1/20/13)
Long Reception - 73t vs. Green Bay (1/22/17)
Touchdowns - 2 (Twice, last vs. Green Bay 1/22/17)

RECEIVING YARDS PER GAME, NFL HISTORY

Since he entered the NFL in 2011, **Julio Jones** has averaged more receiving yards per game than any other player in NFL history with at least 100 career games.

Calvin Johnson held the previous record with an average of 86.1 receiving yards per contest.

Most career receiving yards per game (min. 100 games):

Player	Games	Rec	Rec Yds	Per Game
1. Julio Jones	140	865	13,197	94.3
2. Calvin Johnson	135	731	11,619	86.1
3. Antonio Brown	144	915	12,164	84.5
4. DeAndre Hopkins	133	780	10,429	78.4
5. Mike Evans	113	569	8,762	77.5
6. Torry Holt	173	920	13,382	77.4
7. Marvin Harrison	190	1102	14,580	76.7
8. Jerry Rice	303	1549	22,895	75.6
9. Michael Irvin	159	750	11,904	74.9
10. Keenan Allen	106	663	7,816	73.7





CAREER 100-YARD RECEIVING GAMES

Julio Jones has posted 59 career games with at least 100 receiving yards. In NFL history, only Hall of Famers **Jerry Rice** (76) and **Randy Moss** (64) have accounted for more than Jones and **Marvin Harrison**, who also has 59 such performances.

Jones' 58 career regular season games with 100 receiving yards from 2011 to 2020 were the most in NFL history by a player in his first 10 seasons. Moss held the previous mark with 51 such performances in his first 10 campaigns from 1998 to 2007.

Most career 100-yard receiving games in NFL history:

Player	100-Yard Receiving Games
1. Jerry Rice	76
2. Randy Moss	64
3. Julio Jones	59
Marvin Harrison	59
5. Andre Johnson	51
Terrell Owens	51
Steve Smith	51
8. Don Maynard	50
9. Larry Fitzgerald	49
10. Torry Holt	47

NFL CAREER RECEIVING YARDS TOP 20

Titans wide receiver **Julio Jones** currently ranks 18th in NFL history in career receiving yards. He leads all active NFL players in the category.

Most career receiving yards in NFL history:

Player	Seasons	Receiving Yards
1. Jerry Rice*	1985–2004	22,895
2. Larry Fitzgerald	2004–2020	17,492
3. Terrell Owens*	1996–2010	15,934
4. Randy Moss*	1998–2012	15,292
5. Isaac Bruce*	1994–2009	15,208
6. Tony Gonzalez*	1997–2013	15,127
7. Tim Brown*	1988–2004	14,934
8. Steve Smith	2001–2016	14,731
9. Marvin Harrison*	1996–2008	14,580
10. Reggie Wayne	2001–2014	14,345
11. Andre Johnson	2003–2016	14,185
12. James Lofton*	1978–1993	14,004
13. Cris Carter*	1987–2002	13,899
14. Anquan Boldin	2003–2016	13,779
15. Henry Ellard	1983–1998	13,777
16. Torry Holt	1999–2009	13,382
17. Andre Reed*	1985–2000	13,198
18. Julio Jones	2011–2021	13,197
19. Steve Largent*	1976–1989	13,089
20. Jason Witten	2003–2020	13,046

* Member of the Pro Football Hall of Fame
Italics = Active

JONES' ATLANTA RECORDS

From the time the Atlanta Falcons selected **Julio Jones** with the sixth overall pick in the 2011 NFL Draft through his final season with the club in 2020, Jones set several franchise records. Here are the most notable:

- **12,896** - Most career receiving yards
- **1,871** - Most receiving yards in a single season (2015)
- **959** - Most receiving yards as a rookie (2011)
- **848** - Most career receptions
- **300** - Most receiving yards in a game (vs. Carolina, 10/2/16)
- **182** - Most receiving yards in a playoff game (vs. San Francisco, 1/20/13)
- **136** - Most receptions in a single season (2015)
- **58** - Most career 100-yard receiving games
- **9** - Most 100-yard receiving games in a season (2015 and 2018)
- **3** - Most seasons with 100 receptions

#18 • WR JOSH REYNOLDS

6-3, 196, 5th Year, Texas A&M
[Click for complete bio](#)



Wide receiver **Josh Reynolds** is in his fifth NFL season and his first campaign with the Titans in 2021. He was signed as an unrestricted free agent on March 23, 2021 after spending the first four years of his career (2017-20) with the Los Angeles Rams.

Reynolds spent his first four NFL seasons with the Los Angeles Rams after being selected in the fourth round (117th overall) of the 2017 NFL Draft. He arrived in Tennessee with 113 career receptions for 1,450 yards and nine touchdowns in 64 games (24 starts). Additionally, he had 11 receptions for 186 yards in six postseason contests with the Rams.

In 2020, Reynolds set career highs with 13 starts, 52 receptions and 618 receiving yards, and he added a pair of touchdowns. He caught at least one pass in every contest during the regular season. A versatile player who can line up in multiple spots, he was split wide on 69.5 percent of snaps in 2020, per Sportradar.

Reynolds never missed a game during his time with the Rams. His 64 consecutive games played put him in a tie for the third-longest streak among all active wide receivers at the conclusion of 2020.

A native of San Antonio, Texas, Reynolds played three seasons (2014-16) at Texas A&M, where he accumulated 164 receptions for 2,788 yards. His 30 touchdown catches with the Aggies gave him the second-best total in school history.

2021 Game Notes:

- **Against Arizona (9/12)**, he was inactive with a foot injury.
- **At Seattle (9/19)**, he made his Titans debut.
- **At New York Jets (10/3)**, finished second on the team with six receptions for a total of 59 yards (third on the team). He gained 11 yards on his first reception with the Titans to convert a third-and-four in the first quarter.
- **At Jacksonville (10/10)**, caught one pass for eight yards.
- **Against Kansas City (10/24)**, tallied three receptions for 23 yards.

Reynolds' Career Regular Season Receiving Statistics:

Year	Team	GP	GS	Rec	Yds	Avg	Lg	TD
2017	LAR	16	1	11	104	9.5	28	1
2018	LAR	16	8	29	402	13.9	33	5
2019	LAR	16	2	21	326	15.5	31t	1
2020	LAR	16	13	52	618	11.9	40t	2
2021	Ten	4	0	10	90	9.0	12	0
Totals		68	24	123	1,540	12.5	40t	9

Reynolds' Career Postseason Receiving Statistics:

Year	Team	GP	GS	Rec	Yds	Avg	Lg	TD
2017	LAR	1	0	0	0	0	0	0
2018	LAR	3	2	8	121	15.1	33	0
2020	LAR	2	1	3	65	21.7	28	0
Totals		6	3	11	186	16.9	33	0

GAME PREVIEW

TEAM NOTES

PLAYER NOTES

MEDIA

STATISTICS

ROSTERS

Reynolds' Regular Season Single-Game Highs:**Receptions** - 8 vs. Seattle (11/15/20)**Receiving Yards** - 94 vs. Seattle (11/15/20)**Long Reception** - 40t at San Francisco (10/18/20)**Touchdowns** - 2 (Twice, last vs. San Francisco, 12/30/18)**Reynolds' Playoff Single-Game Highs:****Receptions** - 4 at New Orleans (1/20/19)**Receiving Yards** - 74 at New Orleans (1/20/19)**Long Reception** - 33 at New Orleans (1/20/19)**MORE TITANS WIDE RECEIVERS****13 - WR CAMERON BATSON****5-8, 175, 4th Year, Texas Tech**


- Promoted from the practice squad to the 53-man roster on Nov. 7, 2020.
- Originally signed with the Titans as an undrafted free agent following the 2018 NFL Draft.
- In 2019, he spent the entire season on injured reserve after suffering an injury during training camp.
- In 2020, he appeared in 12 games with one start and totaled 12 receptions for 100 yards and one touchdown. He added four rushing attempts for 20 yards and 11 kickoff returns for 231 yards (21.0 avg.). He appeared in one playoff game and caught one pass for six yards.
- As a rookie, appeared in 11 games with two starts at wide receiver and posted eight catches for 82 yards.
- A native of Oklahoma City, Okla., he appeared in 50 games over four seasons at Texas Tech and totaled 157 receptions for 1,499 yards and 14 touchdowns. He also returned 22 kickoffs for 417 yards and returned 65 punts for 394 yards. Batson was roommates with Kansas City Chiefs quarterback Patrick Mahomes at Texas Tech.
- He was the valedictorian of his class at Millwood (Okla.) High School.

2021 Game Notes:

- **At New York Jets (10/3)**, helped send the game to overtime with a two-yard touchdown reception with 16 seconds remaining in the fourth quarter. It was his second career touchdown reception and his first of 2021.
- **Against Buffalo (10/18)**, returned five kickoffs for 80 yards before leaving the game in the second quarter with a knee injury.
- Placed on injured reserve on Oct. 19, 2021.

88 - WR MARCUS JOHNSON**6-1, 207, 4th Year, Texas**

- The Titans signed Marcus Johnson to the team's practice squad during the 2020 postseason to add depth and experience to the receiving corps.
- Johnson has appeared in 34 career games with nine starts for the Philadelphia Eagles (2016-17) and Indianapolis Colts (2018-20), and has caught 42 passes for 679 yards and three touchdowns. He has also spent time with the Seattle Seahawks.
- In 2020, Johnson appeared in 11 games with three starts, and hauled in 14 receptions for 255 yards while with the Colts.



- In 2019, Johnson set career-highs in games started (six), receptions (17), receiving yards (277) and receiving touchdowns (two).
- While at the University of Texas, Johnson saw action in 42 games with 18 starts over four seasons at Texas (2012-15), and tallied 61 receptions for 793 yards and four touchdowns.
- Johnson originally signed with the Philadelphia Eagles as a rookie free agent on May 5, 2016.
- He is a native of Clear Springs, Texas.

2021 Game Notes:

- Placed on injured reserve on Sept. 2, 2021.
- Activated from injured reserve on Oct. 9, 2021.
- **At Jacksonville (10/10)**, started in his first game in a Titans uniform and led the team with 52 receiving yards on three receptions (tied for team lead). He sparked a touchdown drive with a 22-yard reception in the second quarter.
- **Against Buffalo (10/18)**, returned two kickoffs for 53 yards, including a 31-yard return.

81 - WR RACEY MCMATH**6-3, 217, Rookie, Louisiana State**

- The Titans selected Racey McMath with the 205th overall pick in the sixth round of the 2021 NFL Draft.
- A native of New Orleans, La., he spent four seasons at LSU, appearing in 34 total games with six starts, 33 receptions for 522 yards and four touchdowns. He was a key contributor during the Tigers' 2019 national championship campaign.
- As a senior (2020), started all six games in which he appeared and caught 14 passes for 195 yards and one touchdown. Added a pair of special teams tackles and a forced fumble.
- In 2019, he appeared in 14 games producing career highs with 17 receptions, 285 receiving yards and three touchdowns during a national championship season.
- He is a native of New Orleans, La.

2021 Game Notes:


- **Against Arizona (9/12)**, made his NFL debut.
- Placed on injured reserve on Oct. 8, 2021.

80 - WR CHESTER ROGERS**6-0, 184, 5th Year, Grambling State**

- Rogers joined the Titans as a member of their practice squad in September 2020. He spent the remainder of the 2020 campaign on the practice squad.
- He entered the NFL as a rookie free agent with the Indianapolis Colts in 2016. In four seasons with the Colts, Rogers caught 111 passes for 1,221 yards and four touchdowns and returned 60 punts for a 9.2-yard average. Before joining the Titans, he had a stint with the Miami Dolphins.
- In 2019, he appeared in 12 games with six starts for the Colts and posted 16 receptions for 179 yards and two touchdowns.
- In 2018, Rogers appeared in all 16 games for the Colts and amassed career-highs with 53 receptions, 485 receiving yards and two touchdowns.
- A native of Huntsville, Ala., he played in 40 games at Grambling State and finished with 155 receptions for 2,257 yards and 17 touchdowns. Also had seven carries for 72 yards, two kickoff returns for 61 yards and eight punt returns for 70 yards and one touchdown.

2021 Game Notes:

- **Against Arizona (9/12)**, tied for the team lead with four receptions and led the club with 62 receiving yards, including a 39-yard catch on a flea flicker in the second quarter. He added a 14-yard kickoff return.
- **At Seattle (9/19)**, totaled two receptions for 22 yards and three punt returns for 32 yards, while setting career highs with six kickoff returns for 100 yards.
- **Against Indianapolis (9/26)**, caught a six-yard touchdown pass from Ryan Tannehill in the first quarter. It was his first touchdown reception in a Titans uniform and his sixth career touchdown catch. He also totaled 44 yards on three punt returns, including returns of 12 yards and 18 yards in the first quarter and 14 yards in the third quarter.
- **At New York Jets (10/3)**, totaled five receptions for 63 yards and three punt returns for 44 yards (14.7 avg.). His five receptions were the most he had in a game since a seven-catch effort as a member of the Indianapolis Colts against the New York Giants on Dec. 23, 2018. His 63 receiving yards made up his best total since he had 66 yards for the Colts at the New England Patriots on Oct. 4, 2018. He recorded a 21-yard punt return in the first quarter.





15 - WR NICK WESTBROOK-IKHINE

(pronounced uh-KEEN-uh)

6-2, 211, 2nd year, Indiana

- The Lake Mary, Fla., native was originally signed by the Titans as an undrafted free agent on May 7, 2020. He was promoted to the Titans active roster on Sept. 16, 2020.
- In 2020, he appeared in 14 games with one start and totaled three receptions for 33 yards, two special teams tackles and one reception for a two-point conversion. In one playoff game, he registered two catches for 17 yards and a special teams tackle.
- The former Indiana product appeared in 52 games with 36 starts and totaled 144 receptions for 2,226 yards with 16 touchdowns over four collegiate seasons.
- Westbrook-Ikhine ranked sixth in school history in catches, seventh in yardage and touchdowns, and tied for seventh in 100-yard receiving games (six). He became the seventh Hoosier to reach 125 receptions and 2,000 yards.
- As a senior (2019), caught 42 passes for 572 yards and five touchdowns. His touchdowns total tied for the team lead.
- As a junior (2018), recorded 42 catches for a team-leading 590 yards and four touchdowns. He averaged 49.2 yards per game and 14.0 yards per catch, which both ranked first on the team.
- As a sophomore (2016), totaled 995 receiving yards to lead the team and ranked seventh on Indiana's single-season list.

2021 Game Notes:

- **Against Indianapolis (9/26)**, established career highs and led the team with four receptions for 53 yards, including a touchdown. He scored his first career touchdown on an 18-yard pass from Ryan Tannehill in the second quarter. In the fourth quarter, he drew a 30-yard pass interference penalty to help set up a touchdown three plays later.
- **At New York Jets (10/3)**, posted three receptions for 29 yards.
- **Against Buffalo (10/18)**, totaled 27 yards on three receptions on Monday Night Football. All of his catches came during the game-winning touchdown drive in the fourth quarter. He added a special teams tackle.



TITANS OFFENSIVE LINEMEN

CENTERS

No.	Name	Ht	Wt	Exp	College
62	Brewer, Aaron (IR)	6-1	295	2	Texas State
60	Jones, Ben	6-3	308	10	Georgia
61	Levin, Corey	6-4	307	3	Chattanooga
52	Munyer, Daniel (IR)	6-1	305	4	Colorado

GUARDS

No.	Name	Ht	Wt	Exp	College
64	Davis, Nate	6-3	316	3	Charlotte
75	Radunz, Dillon	6-6	301	R	North Dakota St.
76	Saffold III, Rodger	6-5	325	12	Indiana

TACKLES

No.	Name	Ht	Wt	Exp	College
68	Hart, Bobby	6-5	310	7	Florida State
66	Kemp, Brandon (IR)	6-6	317	1	Valdosta State
71	Lamm, Kendall	6-5	310	7	Appalachian State
77	Lewan, Taylor	6-7	309	8	Michigan
72	Quessenberry, David	6-5	310	3	San Jose State

#64 • G NATE DAVIS

6-3, 316, 3rd Year, Charlotte

[Click for complete bio](#)



Nate Davis is in his third NFL season in 2021. He was selected by the Titans in the third round (82nd overall) of the 2019 NFL Draft.

Davis started all 16 games at right guard in 2020, giving him 28 consecutive starts dating back to the final 12 games of his rookie season. He also started all four of the team's postseason games from 2019 to 2020.

Davis was a part of a 2020 offense that tied for the second-overall ranking in the NFL (396.4 yards per game), finished second in rushing (168.1), and allowed the sixth-fewest sacks (25). Davis helped pave the way for **Derrick Henry** to produce the NFL's eighth all-time 2,000-yard rushing season (2,027).

As a rookie in 2019, Davis played in 13 games with 12 starts at right guard. It was the highest number of starts at guard by a Titans rookie since **Chance Warmack's** 16 starts in 2013. He also started all three of the team's postseason games.

In four seasons at Charlotte (2015-18), Davis appeared in 41 career games with 37 starts. A four-year starter on the offensive line, Davis started at guard from 2015-17 before switching to right tackle for his senior season in 2018.

He is a native of Ashburn, Va.

Davis' Career Regular Season Games Played/Games Started:


Year	Team	GP	GS	Starts by Position
2019	Ten	13	12	RG-12
2020	Ten	16	16	RG-16
2021	Ten	7	7	RG-7
NFL Totals		36	35	RG-35

Davis' Career Postseason Games Played/Games Started:

Year	Team	GP	GS	Starts by Position
2019	Ten	3	3	RG-3
2020	Ten	1	1	RG-1
Playoff Totals		4	4	RG-4

#60 • C BEN JONES

6-3, 303, 10th Year, Georgia
[Click for complete bio](#)



Center **Ben Jones** is in his 10th NFL season and his sixth campaign with the Titans in 2021. He was signed as an unrestricted free agent on March 10, 2016.

From 2012 through 2020, Jones appeared in 143 of 144 possible regular season games, including starts in all but one game during his first five seasons in Tennessee.

In 2020, Jones started every game at center and was a part of an offense that tied for the second-overall ranking in the NFL (396.4 yards per game), finished second in rushing (168.1), and allowed the sixth-fewest sacks (25). He helped pave the way for **Derrick Henry** to produce the NFL's eighth all-time 2,000-yard rushing season (2,027).

In 2019, Jones captained an offensive line that helped Henry win the NFL's rushing title (1,540 yards). He started all three playoff games en route to an AFC Championship Game appearance.

On Dec. 12, 2019, Jones was named the Titans nominee for the Walter Payton NFL Man of the Year Award. Considered one of the league's most prestigious honors, the award recognizes an NFL player for outstanding community service activities off the field, as well as excellence on the field.

On Nov. 3, 2019, Jones' streak of 120 consecutive games played and 88 consecutive starts came to an end when he was deactivated with a concussion. At the time, Jones' consecutive games streak tied Kansas City's **Mitchell Schwartz** for the longest active streak in the NFL among offensive linemen, and his starting streak ranked first in the NFL among all centers.

Jones started all 16 games at center in 2018, registering a start in every contest for the fifth consecutive season, dating back to his third year in Houston (2014).

In his first year in Tennessee, Jones played a key role in an offensive turnaround. The veteran was a key cog in a line that helped the Titans finish 11th overall in offense, third in rushing and tied for seventh in fewest sacks allowed.

Jones was originally selected by the Houston Texans in the fourth round (99th overall) of the 2012 NFL Draft. Over the following four seasons, he started contests at center and both guard spots. He was a starter on two playoff teams in Houston (2012 and 2015).

In 2015, Jones started every game at center, extending his streak of consecutive regular season games played to 64, which was the second-longest active streak among NFL centers at the conclusion of the season.

A native of Centreville, Ala., Jones attended the University of Georgia, where his 49 total starts ranked third in school annals. He was a two-time All-SEC selection by the league's coaches and was named to Georgia's Team of the Decade. As a senior (2011), the team captain earned All-SEC first-team honors.

Jones' Career Regular Season Games Played/Games Started:


Year	Team	GP	GS	Starts by Position
2012	Hou	16	10	RG-10
2013	Hou	16	1	RG-1
2014	Hou	16	16	LG-16
2015	Hou	16	16	C-16
2016	Ten	16	16	C-16
2017	Ten	16	16	C-16
2018	Ten	16	16	C-16
2019	Ten	15	15	C-15
2020	Ten	16	16	C-16
2021	Ten	7	7	C-7
NFL Totals		150	129	C-102, LG-16, RG-11

Jones' Career Postseason Games Played/Games Started:

Year	Team	GP	GS	Starts by Position
2012	Hou	2	2	RG-2
2015	Hou	1	1	C-1
2017	Ten	2	2	C-2
2019	Ten	3	3	C-3
2020	Ten	1	1	C-1
Playoff Totals		9	9	C-7, RG-2

#77 • T TAYLOR LEWAN

6-7, 309, 8th Year, Michigan
[Click for complete bio](#)



Tackle **Taylor Lewan** is in his eighth NFL season in 2021. He was selected by the Titans with the 11th overall pick of the 2014 NFL Draft.

Lewan's 2020 season was cut short after he was placed on injured reserve on Oct. 19, 2020, one day after suffering a knee injury against the Houston Texans. He started each of the team's first five games of the season.

In 2019, Lewan registered 12 starts during the regular season, anchoring an offensive line that helped running back **Derrick Henry** win the NFL's rushing title (1,540 yards). He started all three playoff games, including the AFC Championship Game.

Lewan was named to the Pro Bowl for the third consecutive season in 2018. He played and started in 15 of the team's 16 games at left tackle, marking his fourth consecutive season with at least 15 starts.

In 2017, Lewan became the team's first offensive lineman to make multiple Pro Bowls since center **Kevin Mawae** from 2008–2009. Lewan started all 16 games for the second consecutive season in 2017 and added starts in both postseason contests.

In 2016, Lewan started all 16 games for the first time. The left tackle was the anchor a line that helped the Titans finish 11th overall in offense, third in rushing and tied for seventh in fewest sacks allowed.

In 2015, Lewan started the first 15 games of the season at left tackle before missing the finale with a concussion.

As a rookie in 2014, Lewan played in 11 games with six starts before suffering an ankle injury. He played as a reserve for the first five games and then started in six consecutive contests before the injury caused him to be inactive the final five weeks. For his efforts, Lewan was named to the Pro Football Writers of America All-Rookie Team.

In four seasons at Michigan, Lewan appeared in 50 games with 48 starts at left tackle. He started the final 41 games of his career and was named the Big Ten Conference Offensive Lineman of the Year in 2012 and 2013. As a senior in 2013, he started all 13 games at left tackle for the third consecutive season and was named second-team *Associated Press* All-American.

At the 2014 NFL Scouting Combine, he ran the 40-yard dash in 4.87 seconds, beating all other offensive linemen in his class and clocking the fourth-fastest time among offensive linemen in the last five years (2010-14). He also ranked among the top offensive linemen at the 2014 combine in the broad jump (first at nine feet, nine inches), vertical jump (tied for third at 30.5 inches) and three-cone drill (fourth at 7.39 seconds).

A native of Cave Creek, Ariz., Lewan became the first offensive tackle selected by the Titans/Oilers in the first round since tackle Brad Hopkins (13th overall) in 1993.

Lewan's Career Regular Season Games Played/Games Started:

Year	Team	GP	GS	Starts by Position
2014	Ten	11	6	LT-6
2015	Ten	15	15	LT-15
2016	Ten	16	16	LT-16
2017	Ten	16	16	LT-16
2018	Ten	15	15	LT-15
2019	Ten	12	12	LT-12
2020	Ten	5	5	LT-5
2021	Ten	5	5	LT-5
NFL Totals		95	90	LT-90

Lewan's Career Postseason Games Played/Games Started:

Year	Team	GP	GS	Starts by Position
2017	Ten	2	2	LT-2
2019	Ten	3	3	LT-3
2020	Ten	0	0	
Playoff Totals		5	5	LT-5



#76 • G RODGER SAFFOLD III

6-5, 325, 12th Year, Indiana

[Click for complete bio](#)

Guard **Rodger Saffold III** is in his 12th NFL season and his third campaign with the Titans in 2021. He was signed by the Titans as an unrestricted free agent from the Los Angeles Rams on March 15, 2019.

In 2020, Saffold started 15 games at left guard in the NFL's second-overall ranked offense (396.4 yards per game). The Titans also finished second in rushing (168.1) and allowed the sixth-fewest sacks (25) in the league. Saffold helped pave the way for **Derrick Henry** to produce the NFL's eighth all-time 2,000-yard rushing season (2,027).

In 2019, Saffold started all 16 games for the second consecutive season and for the fourth time in his career. He was a key member of an offensive line that helped running back **Derrick Henry** win the NFL's rushing title (1,540 yards). He started all three playoff games, including the AFC Championship Game.

During the first nine seasons of his career (2010-18), Saffold appeared in 114 regular season games with 111 starts for the Rams. He also gained experience in the postseason, starting four career playoff games, including all three postseason contests on the Rams' run to Super Bowl LIII at the conclusion of 2018.

From 2017-18, Saffold played an integral role in one of the NFL's top-ranked offenses. According to STATS Inc., he allowed only two sacks during that time.

Saffold is extremely versatile, having started with the Rams at right tackle (three games), left tackle (36), right guard (13) and left guard (43).

A native of Bedford, Ohio, he spent four seasons at Indiana University (2006-09), where he started 41 career games and earned All-Big Ten honors as a senior.

Saffold was originally selected by the Rams in the second round (33rd overall) of the 2010 NFL Draft.

Saffold's Career Regular Season Games Played/Games Started:

Year	Team	GP	GS	Starts by Position
2010	StL	16	16	LT-16
2011	StL	9	9	LT-9
2012	StL	10	10	LT-10
2013	StL	12	9	RG-5, RT-3, LT-1
2014	StL	16	16	LG-13, RG-3
2015	StL	5	5	RG-5
2016	LAR	15	15	LG-12, LT-2, RT-1
2017	LAR	15	15	LG-15
2018	LAR	16	16	LG-16
2019	Ten	16	16	LG-16
2020	Ten	15	15	LG-15
2021	Ten	7	7	LG-7
NFL Totals		152	149	LG-94, LT-38, RG-13, RT-4

Saffold's Career Postseason Games Played/Games Started:

Year	Team	GP	GS	Starts by Position
2017	LAR	1	1	LG-1
2018	LAR	3	3	LG-3
2019	Ten	3	3	LG-3
2020	Ten	1	1	LG-1
Playoff Totals		8	8	LG-8



MORE TITANS OFFENSIVE LINEMEN

62 - G/C AARON BREWER

6-1, 295, 2nd year, Texas State

➤ Brewer was signed by the Titans as an undrafted free agent on May 7, 2020.

➤ As a rookie in 2020, he appeared in 12 games with one start at left guard (Nov. 22 at Baltimore) before landing on reserve/COVID-19 for the postseason.

➤ The Dallas, Texas, native appeared in 48 games with 47 consecutive starts in four seasons at Texas State.

➤ He started at least five games at every position on the offensive line. He totaled eight starts at left tackle, seven starts at left guard, 15 starts at center, five starts at right guard and 12 starts at right tackle.

➤ As a senior, he started all 12 contests at right tackle and earned All-Sun Belt second-team recognition. He was the highest-graded offensive lineman in the Sun Belt Conference (82.8) by Pro Football Focus, surrendering just three combined sacks and hits in 496 snaps in pass protection.



68 - T BOBBY HART

6-5, 310, 7th Year, Florida State

➤ The Titans signed Bobby Hart to the active roster during Week 7 of the 2021 season on Oct. 20, 2021.


➤ Prior to joining the Titans, Hart appeared in 79 games with 66 starts at right tackle during stints with the Cincinnati Bengals (2018-20) and New York Giants (2015-17). He also spent time with the Miami Dolphins and Buffalo Bills.

➤ In 2020, he appeared in 14 games with 13 starts for the Bengals.

➤ Started all 16 games in back-to-back seasons from 2018-19 while with the Bengals.

➤ Originally drafted by the New York Giants in the seventh round (226th overall) of the 2015 NFL Draft.

➤ Hart played four seasons (2011-14) at Florida State and started 37 career games, including 28 consecutive starts at right tackle from 2013-14.



71 - T KENDALL LAMM

6-5, 310, 7th Year, Appalachian State

➤ The Titans signed tackle Kendall Lamm during the 2021 offseason after he spent the 2019 and 2020 season with the Cleveland Browns.

➤ In his first six seasons, Lamm appeared in 74 games with 27 starts for the Texans (2015-18) and the Browns (2019-2020).

➤ In 2020, Lamm appeared in 15 games with one start. He also hauled in his first career touchdown as he caught a one-yard touchdown pass in the second quarter against Tennessee (12/6).

➤ He has primarily lined up at right tackle (15) during his NFL career, but has also made starts at left tackle (two) and as an extra tackle (10).

➤ As a rookie in 2015, Lamm started four games for Houston and caught a seven-yard reception resulting in a first-down.

The Charlotte, N.C. native was a four-year starter at Appalachian State (2011-14) where he appeared in 44 games with 42 starts at left tackle.



61 - C/G COREY LEVIN

6-4, 307, 3rd year, Chattanooga


➤ Levin was claimed by the Titans off waivers from the New York Jets on Sept. 1, 2021, rejoining the team that selected him in the sixth round (217th overall) of the 2017 NFL Draft. After spending the first four games of 2021 on the practice squad, he was signed to the 53-man roster on Oct. 8.

➤ He played in 16 games during his previous stint with the Titans (2017-18) before spending time with Denver and Chicago in 2019 and New England in 2020. He signed with the Jets during the 2021 offseason and was there through the 2021 preseason.

➤ In 2018, he appeared in all 16 games for the Titans with one start (Oct. 21 vs. the Chargers in London).

➤ As a rookie in 2017, Levin spent the entire season on the 53-man roster but did not see game action. He was inactive 14 times and did not play in two other contests.

➤ A native of Dacula, Ga., he appeared in 52 career games with 51 starts at Chattanooga, 45 of which were consecutive. He developed versatility



over his four-year collegiate career, making starts at left guard, and both tackle spots.

52 - C DANIEL MUNYER

6-1, 305, 4th Year, Colorado

➤ Munyer was signed by the Titans to the team's practice squad on Oct. 8, 2019 after previously spending time with the Kansas City Chiefs (2015-16), Arizona Cardinals (2016-2018) and Indianapolis Colts (2019).

➤ In 2020, he spent seven games on the Titans' 53-man roster and appeared in three games before being released on Nov. 7. On Nov. 10, he was re-signed to the practice squad, where he spent the remainder of the season. He was activated as a COVID-19 replacement for the team's wild card game but did not play.

➤ The 6-foot-1-inch, 305-pounder originally signed with Kansas City as a rookie free agent following the 2015 NFL Draft.

➤ The Harbor City, Calif., native appeared in 16 total games with one start at right guard prior to joining the Titans.

➤ In four seasons at Colorado (2011-14), Munyer played in 43 games with 39 starts, including 36 consecutive starts over his final three seasons. Thirty of his starts came at right guard, and he made six starts at center.



72 - OL DAVID QUESSENBERRY

6-5, 310, 3rd Year, San Jose State

➤ Quessenberry was promoted from the Titans practice squad to the 53-man roster on Oct. 27, 2020.


➤ In 2020, Quessenberry appeared in 12 games and started the final six regular season games at left tackle, registering the first starting experience of his career. He was part of an offense that tied for the second-overall ranking in the NFL (396.4 yards per game), finished second in rushing (168.1), and allowed the sixth-fewest sacks (25). Quessenberry helped pave the way for Derrick Henry to produce the NFL's eighth all-time 2,000-yard rushing season (2,027). He also started the team's one postseason contest at left tackle

➤ The 6-foot-5-inch, 305-pounder was originally drafted by the Houston Texans in the sixth round (176th overall) of the 2013 NFL Draft.

➤ He spent his rookie season on injured reserve and then spent the 2014-16 seasons on reserve/non-football illness list after being diagnosed with non-Hodgkin's lymphoma in June 2014. He was medically cleared and returned to action in 2017 as a member of the Texans practice squad. He was signed to the active roster on Dec. 19, 2017 and appeared in two contests for Houston.

➤ The La Jolla, Calif., native appeared in four games in 2019 with the Titans and recorded his first career touchdown catch.

➤ In four seasons at San Jose State (2009-12), Quessenberry appeared in 49 games, starting the final 37 contests he appeared in at left tackle.



75 - OL DILLON RADUNZ

6-6, 301, Rookie, North Dakota State

➤ The Titans used their second-round selection in the 2021 NFL Draft on offensive lineman Dillon Radunz.

➤ A native of Becker, Minn., Radunz declared for the NFL Draft after North Dakota State's lone fall game his senior season, choosing to forego the Bisons' spring football schedule.

➤ He started 32 collegiate games at NDSU and was a member of four Missouri Valley Football Conference championship teams and three NCAA Division I football national championships.

➤ In 2020, he made his 32nd consecutive and final start at left tackle for the Bison in the Oct. 3 season opener against Central Arkansas and helped the Bison rush for 276 yards in the 39-28 victory.

➤ As a junior in 2019, he started all 16 games at left tackle. In 12 regular season games, he played 682 snaps with 63 knockdowns and zero sacks allowed. NDSU rushed for a school-record 4,601 yards.

➤ He is a native of Becker, Minn.



TITANS DEFENSIVE LINEMEN

No.	Name	Ht	Wt	Exp	College
96	Autry, Denico	6-5	285	8	Mississippi State
94	Bledsoe, Amani	6-4	280	2	Oklahoma
97	Coley, Trevon (IR)	6-1	300	5	Florida Atlantic
90	Jones, Naquan	6-3	313	R	Michigan State
91	Murchison, Larrell	6-2	297	2	North Carolina St.
98	Simmons, Jeffery	6-4	305	3	Mississippi State
93	Tart, Tear	6-2	304	2	Florida International

#96 • DL DENICO AUTRY

6-5, 285, 8th Year, Mississippi State

[Click for complete bio](#)



Defensive lineman **Denico Autry** is in his eighth NFL season and his first season with the Titans in 2021. He was signed by the Titans as an unrestricted free agent on March 19, 2021.

After entering the NFL as a rookie free agent with the Oakland Raiders in 2014, Autry played four seasons with the Raiders (2014-17) and then three seasons with the Indianapolis Colts (2018-20). During that time he appeared in 96 games with 56 starts and amassed 200 tackles, 30.5 sacks, 53 quarterback hits, 17 passes defended, three forced fumbles and three fumble recoveries.

Autry also produced a total of eight blocked kicks from 2014 to 2020: two field goals, five extra points and one punt. That was three more than the next-closest NFL players on the list (five by **Margus Hunt** and **Ra'Shede Hageman**).

Over his three seasons in Indianapolis, his 20 total sacks ranked in the top 15 in the NFL for defensive linemen.

In 2020, Autry collected 33 tackles, 7.5 sacks, 10 quarterback pressures and nine tackles for loss in 14 games with the Colts. His 13 starts were the second-highest total of his career (14 in 2019).

In 2018, Autry led the Colts with a career-best nine sacks in his first season in Indianapolis. He also posted career highs with 13 tackles for loss and two forced fumbles.

The Albemarle, N.C., native played in 26 games (23 starts) in two seasons at Mississippi State University, totaling 73 tackles, 16 tackles for loss, six sacks and three forced fumbles. He spent his first two collegiate seasons at East Mississippi Community College where he was an NJCAA All-American and national champion.

2021 Game Notes:

➤ **Against Arizona (9/12)**, registered a tackle in his Titans debut.



➤ **At Seattle (9/19)**, registered a four-yard sack of Russell Wilson in the second quarter, and later in the same drive, he shared a seven-yard sack with Jeffery Simmons. His 1.5 sacks were his first as a member of the Titans. It was his ninth career game with 1.5 or more sacks. He totaled three tackles and two quarterback pressures in the contest.

➤ **Against Indianapolis (9/26)**, recorded his first start of the season and tallied five quarterback pressures against his former team.

➤ **At New York Jets (10/3)**, credited with three tackles, two tackles for loss and five quarterback pressures in his 100th career game in the regular season.

➤ **At Jacksonville (10/10)**, posted one tackle and one quarterback pressure.

➤ **Against Buffalo (10/18)**, deflected a Josh Allen pass that was then intercepted by Kevin Byard in the second quarter, leading to a Titans touchdown on the subsequent drive. He added six quarterback pressures.

➤ **Against Kansas City (10/24)**, totaled three tackles and a team-high two sacks, logging his eighth career game with at least two sacks. He recorded a 10-yard sack on third down in the third quarter, and on the next play the Chiefs missed a 57-yard field goal. He added an eight-yard sack to end a Chiefs drive on fourth down in the fourth quarter.

Autry's Career Regular Season Statistics:

Year	Team	GP	GS	Tackle	Sack	QBP	TFL	Int	PD	FF	FR
2014	Oak	10	0	13	0.0	1	3	0	0	0	0
2015	Oak	14	8	29	3.0	7	6	0	4	0	0
2017	Oak	16	3	35	5.0	9	9	0	7	0	0
2018	Ind	12	11	37	9.0	11	13	0	1	2	1
2019	Ind	14	14	32	3.5	11	4	0	4	1	0
2020	Ind	14	13	33	7.5	10	9	0	0	0	0
2021	Ten	7	5	11	3.5	24	5	0	1	0	0
Totals		103	61	227	34.0	77	55	0	20	3	3

Autry's Career Postseason Statistics:

Year	Team	GP	GS	Tackle	Sack	QBP	TFL	Int	PD	FF	FR
2016	Oak	1	0	3	0.0	0	2	0	1	0	0
2018	Ind	2	2	4	1.0	3	2	0	0	0	0
2020	Ind	1	1	4	1.5	2	1	0	0	1	0
Totals		4	3	11	2.5	5	5	0	1	1	0

Autry's Regular Season Single-Game Highs:

Tackles - 9 vs. Houston (9/30/18)

Sacks - 3 at Jacksonville (12/2/18)

Forced Fumbles - 2 at Jacksonville (12/2/18)

Fumble Recovery - 1 (Three times, last vs. Miami, 11/25/18)

Pass Defensed - 2 (Twice, last vs. Miami, 11/10/19)

Tackles for Loss - 4 vs. Houston (9/30/18)

Autry's Playoff Single-Game Highs:

Tackles - 4 (Three times, last at Buffalo, 1/9/21)

Sacks - 1.5 at Buffalo (1/9/21)

Forced Fumbles - 1 at Buffalo (1/9/21)

Passes Defensed - 1 at Houston (1/7/17)

Tackles for Loss - 2 (Twice, last at Kansas City, 1/12/19)

SACKS BY DTs FROM 2018-21

In the past four seasons, Titans defensive tackle **Denico Autry** ranks in the NFL's top five in sacks among players at his position.

From 2018 to 2020, when Autry played for the Indianapolis Colts, he produced a total of 20 sacks. During that time, only five NFL players whose primary position was defensive tackle (or nose tackle) had more sacks than him.

Most total sacks among defensive tackles or nose tackles (primary position) from 2018 to 2021:

Player	Sacks
1. Aaron Donald	50.0
2. Chris Jones	34.0
3. DeForest Buckner	32.0
4. Denico Autry	23.5
5. Cameron Heyward	23.0
6. Fletcher Cox	21.5
7. Jonathan Allen	21.0
Javon Hargrave	21.0
9. Jarran Reed	19.0
10. Grady Jarrett	18.5

MOST TOTAL BLOCKS FROM 2014-2020

During his first seven NFL seasons (2014-20), **Denico Autry** recorded a total of eight blocks, getting a hand on five extra point attempts, two field goals and one punt. Autry led the NFL in total blocks during that time, three ahead of the next-closest players on the list (five by **Margus Hunt** and **Ra'Shede Hageman**).


Most total blocked field goals, extra points and punts from 2014 to 2020:

Player	Blocked ...			Total
	FG	PAT	Punt	
1. Denico Autry	2	5	1	8
2. Margus Hunt	2	3	0	5
Ra'Shede Hageman	1	4	0	5
4. William Gholston	2	2	0	4
Vincent Taylor	3	1	0	4
Cory Littleton	0	0	4	4
Derek Barnett	2	2	0	4
Henry Anderson	2	1	1	4
9. Shaquil Barrett	0	2	1	3
A'Shawn Robinson	2	1	0	3

#98 • DT JEFFERY SIMMONS

6-4, 305, 3rd Year, Mississippi State

[Click for complete bio](#)



Defensive lineman **Jeffery Simmons** is in his third NFL season in 2021. He was selected by the Titans in the first round (19th overall) of the 2019 NFL Draft.

In 2020, Simmons appeared and started in 15 games. With three defensive fumble recoveries, he tied **Chase Young** for the most in the NFL in 2020 and was the first Titans defender with three fumble recoveries in a season since 2005, when linebacker **Brad Kassell** accomplished the feat. Simmons ranked second on the team with 19 quarterback pressures and added 49 tackles, three sacks, three tackles for loss, five passes defensed and one forced fumble. In the franchise's "Titans era" (since 1999), he became the first player to post at least three fumble recoveries, three sacks and five passes defensed in the same season. He also had three tackles and a tackle for loss in one playoff contest.

Simmons began his rookie season on the non-football injury list due to a knee injury he suffered during training in February 2019. He missed the first six games of the season before joining the 53-man roster in Week 7.

His rookie totals included 40 tackles, two sacks, two tackles for loss, 14 quarterback pressures and one pass defensed in nine games (seven starts). He added four tackles, three quarterback pressures and a fumble recovery in three playoff contests.

During a three-year career as a defensive tackle at Mississippi State, Simmons appeared in 38 contests with 28 starts. He finished his career ranked sixth in school history with 32.5 in tackles for loss. He also tied for sixth in MSU annals with five forced fumbles and tied for fourth with three blocked kicks. His totals also included 163 tackles, seven sacks, seven passes defensed and two defensive touchdowns.

He was a first-team All-SEC selection as a sophomore and junior and was one of two players in the nation to be named a Bednarik Award Semifinalist in both 2017 and 2018.

As a junior in 2018, Simmons was named second-team All-American after totaling 63 tackles, 17 tackles for loss and two sacks. His 17 tackles for loss led the team, ranked fourth in the SEC and were the third-most in single-season school history.

During his sophomore season (2017), he set a career high with five sacks and added 12 tackles for loss. With three total blocked kicks and punts, he became the first SEC player since 2004 to lead the nation in the category.

Simmons is a native of Macon, Miss.

2021 Game Notes:

➤ **Against Arizona (9/12)**, totaled five tackles, including a sack. He ended a Cardinals drive with a seven-yard sack on third down in the third quarter.

➤ **At Seattle (9/19)**, shared a seven-yard sack with Denico Autry in the second quarter and added a pair of quarterback pressures.

➤ **Against Indianapolis (9/26)**, tallied three tackles, seven quarterback



pressures and one pass defended.

- **At New York Jets (10/3)**, posted four tackles, including a tackle for loss.
- **At Jacksonville (10/10)**, totaled three tackles, four quarterback pressures, one tackle for loss and one pass defended.
- **Against Buffalo (10/18)**, totaled five tackles, one sack, one tackle for loss and six quarterback pressures. He sacked Josh Allen for a seven-yard loss in the fourth quarter. In the final minute of the fourth quarter, he made a game-saving tackle. The Bills faced a fourth-and-one at Tennessee's three-yard line with 22 seconds on the clock, when Simmons tackled Josh Allen for no gain on a quarterback sneak to preserve the victory.
- **Against Kansas City (10/24)**, registered two tackles.

Simmons' Career Regular Season Statistics:

Year	GP	GS	Tackle	Sack	QBP	TFL	Int	PD	FF	FR
2019	9	7	40	2.0	14	2	0	1	0	0
2020	15	15	49	3.0	19	3	0	5	1	3
2021	7	7	23	2.5	24	4	0	2	0	0
Totals	31	29	112	7.5	58	9	0	8	1	3

Simmons' Career Postseason Statistics:

Year	GP	GS	Tackle	Sack	QBP	TFL	Int	PD	FF	FR
2019	3	0	4	0.0	3	0	0	0	0	1
2020	1	1	3	0.0	0	1	0	0	0	0
Totals	4	1	7	0.0	3	1	0	0	0	1

Simmons' Regular Season Single-Game Highs:

- Tackles** - 7 vs. Cleveland (12/6/20)
- Sacks** - 1 (Seven times, last vs. Buffalo, 10/18/21)
- Quarterback Pressures** - 7 at New York Jets (10/3/21)
- Forced Fumbles** - 1 vs. Chicago (11/8/20)
- Fumble Recoveries** - 1 (Three times, last vs. Detroit, 12/20/20)

Simmons' Playoff Single-Game Highs:

- Tackles** - 3 vs. Baltimore (1/10/21)
- Fumble Recoveries** - 1 at Baltimore (1/11/20)

MORE TITANS DEFENSIVE LINEMEN

94 - DE AMANI BLEDSOE

6-4, 280, 2nd Year, Oklahoma

- Bledsoe rejoined the Titans practice squad on Sept. 2, 2021 and was then promoted to the 53-man roster on Oct. 8. He originally signed as an undrafted college free agent in 2019.
- After being waived by the Titans in 2020, he signed with Cincinnati, where he played in 14 games with four starts and totaled 17 tackles and two passes defended.
- In 2019, he spent his rookie season on the practice squad for Tennessee.
- A native of Lawrence, Kan., he played 30 games at the University of Oklahoma totaling 59 tackles and four sacks.



90 - DL NAQUAN JONES

6-3, 313, Rookie, Michigan State

- Signed by the Titans as an undrafted free agent on May 14, 2021.
- A native of Foley, Ala., he appeared in 46 games with five starts on the defensive line over four seasons at Michigan State (2017-20) and totaled 78 tackles, 12.5 tackles for loss, three sacks, three passes defended, one forced fumble and one fumble recovery over his career
- As a senior (2020), Jones saw action in all seven games and made four starts. He recorded 24 tackles, a career-high five stops for loss, one pass defended and one fumble recovery.

2021 Game Notes:

- **At New York Jets (10/3)**, made his NFL debut as a reserve and tallied three tackles.



91 - DL LARRELL MURCHISON

6-2, 297, 2nd year, North Carolina State

- Murchison was selected by the Titans in the fifth round (174th overall) of the 2020 NFL Draft.
- In 2020, he appeared in 10 games as a rookie and totaled five tackles. He added a tackle in one postseason contest.
- During a two-year stint as a defensive tackle at North Carolina State, Murchison started in all 25 contests. He finished his Wolfpack career with 85 tackles, 11 sacks, 20 tackles for loss, five quarterback hits, an interception, three passes defended and three fumble recoveries.
- In 2019, Murchison was named second-team All-ACC after leading the Wolfpack with a 12 tackles for loss and seven sacks as a senior.
- The Elizabethtown, N.C., native started his collegiate career at Louisburg (N.C.) College and was named a NJCAA junior-college honorable mention All-American.

2021 Game Notes:

- **Against Arizona (9/12)**, logged his first career start and was credited with one tackle.
- Placed on injured reserve on Oct. 1, 2021.
- Activated from injured reserve on Oct. 23, 2021.



93 - DT TEAIR TART

6-2, 304, 2nd year, Florida International

- Signed by the Titans as an undrafted free agent on May 7, 2020.
- In 2020, he appeared in seven games with one start as a rookie and totaled five tackles, two quarterback pressures, one tackle for loss, one pass defended.
- The Philadelphia, Pa., native appeared in 23 games with 10 starts over two seasons at Florida International, totaling 51 tackles, 19.0 tackles for loss, six sacks, one pass defended, five quarterback pressures and two forced fumbles.
- Tart also played at Ellsworth (Iowa) Community College in 2017 and ASA (N.Y.) College in 2016.
- His first name is pronounced "tee-AIR."

2021 Game Notes:

- **At New York Jets (10/3)**, posted two tackles, including a tackle for loss.
- **At Jacksonville (10/10)**, helped deny the Jaguars on a goal-line stand in the fourth quarter. His penetration allowed cornerback Chris Jackson to stuff running back Carlos Hyde for a three-yard loss on fourth-and-goal from the one-yard line.





TITANS INSIDE LINEBACKERS

No.	Name	Ht	Wt	Exp	College
53	Bello, B.J. (IR)	6-3	229	4	Illinois State
55	Brown, Jayon (IR)	6-0	226	5	UCLA
49	Dzubnar, Nick	6-1	240	7	Cal Poly-San Luis Obispo
54	Evans, Rashaan	6-2	232	4	Alabama
42	Jones, Joe	6-0	240	5	Northwestern
51	Long Jr., David	5-11	227	3	West Virginia
56	Rice, Monty	6-0	233	R	Georgia
53	Williamson, Avery	6-1	246	8	Kentucky

#55 • ILB JAYON BROWN

6-0, 226, 5th Year, UCLA
[Click for complete bio](#)



Linebacker **Jayon Brown** is in his fifth NFL season in 2021. He was selected by the Titans in the fifth round (155th overall) of the 2017 NFL Draft.

Brown was placed on injured reserve on Nov. 24, 2020 after starting the season's first 10 games. At the time, he led the team with 76 total tackles. His season statistics also included one sack, five

tackles for loss, four quarterback pressures, one interception, eight passes defended and two forced fumbles.

Brown appeared in 14 contests in 2019 with a career-high 14 starts. He finished third on the team and set a career high with 117 tackles while adding one sack, four tackles for loss, seven quarterback pressures, one interception, nine passes defended and one fumble return for a touchdown. He added eight tackles and one pass defended in two postseason contests.

Brown played in all 16 games with nine starts in 2018. He finished second on the defense with 107 tackles and six sacks, and his 18 quarterback pressures tied for the second-highest total on the team. He was one of only six NFL linebackers with at least six sacks, one interception, one forced fumble and one fumble recovery during the season.

As a rookie, Brown appeared in all 16 regular season games and both postseason games as the team's nickel linebacker. He registered 67 tackles, which tied for the 10th-highest total by a "Titans era" rookie (1999–present) and ranked fifth among the team's rookie linebackers in that span.

In four seasons at UCLA (2013-16), Brown appeared in 49 games with 21 starts and totaled 220 tackles, three sacks, nine tackles for loss, three interceptions, 15 passes defended, one forced fumble and four fumble recoveries. He started 21 games over his final two seasons and totaled nine games with double-digit tackles.

As a senior in 2016, he earned first-team All-Pac-12 honors after leading the Bruins with 119 tackles, which tied for 16th on the all-time school single-season list. He added 2.5 sacks, seven tackles for loss, three interceptions, 23 passes defended and two fumble recoveries.

Brown is a native of Long Beach, Calif.

2021 Game Notes:

- **Against Arizona (9/12)**, tied for second on the defense with six tackles.
- **At Seattle (9/19)**, he was inactive with a hamstring injury.
- **Against Indianapolis (9/26)**, posted one tackle.
- **At New York Jets (10/3)**, tallied one tackle.
- Placed on injured reserve (knee) on Oct. 8.

Brown's Career Regular Season Statistics:

Year	GP	GS	Tackle	Sack	QBP	TFL	Int	PD	FF	FR
2017	16	0	67	1.5	6	2	0	4	0	1
2018	16	9	107	6.0	18	6	1	7	2	1
2019	14	14	117	1.0	7	4	1	9	0	1
2020	10	10	76	1.0	4	5	1	8	2	0
2021	3	1	9	0.0	0	0	0	0	0	0
Totals	59	34	376	9.5	35	17	3	28	4	3



Brown's Career Postseason Statistics:

Year	GP	GS	Tackle	Sack	QBP	TFL	Int	PD	FF	FR
2017	2	0	5	0.0	0	0	0	1	0	0
2019	2	2	8	0.0	0	0	0	1	0	0
2020	0	0	0	0.0	0	0	0	0	0	0
Totals	4	2	13	0.0	0	0	0	2	0	0

Brown's NFL Regular Season Single-Game Highs:

Tackles - 16 vs. Jacksonville (11/24/19)

Sacks - 1 (Eight times, last vs. Chicago, 11/8/20)

Interceptions - 1 (Three times, last vs. Pittsburgh, 10/25/20)

Pass Defended - 4 vs. Pittsburgh (10/25/20)

Forced Fumbles - 1 (Four times, last vs. Chicago, 11/8/20)

Fumble Recoveries - 1 (Three times, last at Oakland, 12/8/19)

Brown's NFL Playoff Single-Game Highs:

Tackles - 5 at Kansas City (1/19/20)

BROWN IN ELITE GROUP IN 2018

Jayon Brown emerged in 2018 as one of the top playmakers on the Titans defense. He was one of only six NFL linebackers during the season to accumulate at least six sacks, one interception, one forced fumble and one opponent fumble recovery, joining Denver's **Von Miller**, Chicago's **Khalil Mack**, Kansas City's **Justin Houston**, Indianapolis' **Darius Leonard** and Buffalo's **Lorenzo Alexander**.

NFL linebackers in 2018 with at least six sacks, one interception, one forced fumble and one opponent fumble recovery:

Player	Team	Sacks	Int	Forced Fum	Opp Fum Rec
Von Miller	Denver Broncos	14.5	1	4	3
Khalil Mack	Chicago Bears	12.5	1	6	2
Justin Houston	Kansas City Chiefs	9.0	1	5	3
Darius Leonard	Indianapolis Colts	7.0	2	4	2
Lorenzo Alexander	Buffalo Bills	6.5	2	2	1
Jayon Brown	Tennessee Titans	6.0	1	2	1

#54 • ILB RASHAAN EVANS

6-2, 232, 4th Year, Alabama
[Click for complete bio](#)



Linebacker **Rashaan Evans** is in his fourth NFL season in 2021. He was selected by the Titans with the 22nd pick in the first round of the 2018 NFL Draft. The Titans traded up from the 25th spot in order to take the former Alabama standout.

In 2020, Evans started all 16 games at inside linebacker for the second consecutive season and finished third on the defense with 96 tackles. He also tallied six quarterback pressures, one tackle for loss, 0.5 sacks, five passes defended and one fumble recovery. He added nine tackles, one quarterback pressure and one tackle for loss in one postseason contest.

In 2019, Evans started every game and led the Titans with 139 tackles and 11 tackles for loss. He added 2.5 sacks, 11 quarterback pressures, one pass defended and one fumble return for a touchdown. He started all three postseason games and finished second on the squad with 22 tackles, including a team-high three tackles for loss.

During his rookie season, Evans overcame an injury that kept him out of the preseason. He played in 15 games with seven starts at inside linebacker and totaled 63 tackles, six quarterback pressures, two tackles for loss and three passes defended.

In four seasons with the Crimson Tide (2014–2017), Evans appeared in 53 games with 14 starts and totaled 152 tackles, 15.0 sacks, 23.5 tackles for loss, five passes defended, 19 quarterback hurries, two forced fumbles and two fumble recoveries. During his four years there, he appeared in three CFP National Championship contests with two victories.

As a senior in 2017, Evans started 12 games and tied for the team lead with 74 tackles. He led the Crimson Tide with 13 tackles for loss despite missing a pair of games due to injury and also posted seven quarterback hurries, six sacks, three passes defended, one forced fumble and one fumble recovery.

Following his senior campaign, he was named a first-team All-American by the AFCA, earned first-team All-SEC honors from Associated Press and second-team All-SEC honors from the conference coaches.

Evans is a native of Auburn, Ala.

2021 Game Notes:

- **Against Arizona (9/12)**, tied for second on the defense with six tackles.
- **At Seattle (9/19)**, tallied four tackles.
- **Against Indianapolis (9/26)**, tied for the team lead with eight tackles, including a tackle for loss.
- **At New York Jets (10/3)**, tallied six tackles and a quarterback pressure.
- **At Jacksonville (10/10)**, recorded one tackle.
- **Against Buffalo (10/18)**, totaled seven tackles.
- **Against Kansas City (10/24)**, posted four tackles, one interception and one fumble recovery. In the second quarter, he recorded his first career interception, picking off a deflected Patrick Mahomes pass. It led to a Titans touchdown on the ensuing drive. In the fourth quarter, he recovered a fumble by Mecole Hardman, notching his first fumble recovery of 2021 and the third fumble recovery of his career. He became the 10th player in the team's "Titans era" (1999 to present) to register an interception and a fumble recovery in the same game.

**Evans' Career Regular Season Statistics:**

Year	GP	GS	Tackle	Sack	QBP	TFL	Int	PD	FF	FR
2018	15	7	63	0.0	6	2	0	3	0	0
2019	16	16	139	2.5	11	11	0	1	0	1
2020	16	16	96	0.5	6	1	0	5	0	1
2021	7	7	37	0.0	2	1	1	1	0	1
Totals	54	46	335	3.0	25	15	1	10	0	3

Evans' Career Postseason Statistics:

Year	GP	GS	Tackle	Sack	QBP	TFL	Int	PD	FF	FR
2019	3	3	22	0.0	2	3	0	0	0	0
2020	1	1	9	0.0	1	1	0	0	0	0
Totals	4	4	31	0.0	3	4	0	0	0	0

Evans' Regular Season Single-Game Highs:

Tackles - 14 vs. Tampa Bay (10/27/19)

Sacks - 1 (Twice, last vs. Jacksonville, 11/24/19)

Interceptions - 1 vs. Kansas City (10/24/21)

Fumble Recoveries - 1 (Three times, last vs. Kansas City, 10/24/21)

Evans' Playoff Single-Game Highs:

Tackles - 12 at New England (1/4/20)

Tackles for Loss - 3 at New England (1/4/20)

#51 • ILB DAVID LONG JR.

5-11, 227, 3rd Year, West Virginia

[Click for complete bio](#)



Linebacker **David Long Jr.** is in his third NFL season in 2021. He was selected by the Titans in the sixth round (188th overall) of the 2019 NFL Draft.

In 2020, he appeared in 14 games with five starts at inside linebacker. He totaled 50 tackles, one quarterback pressure, two tackles for loss, two passes defended and four stops on special teams. He recorded a start in the playoffs and tallied five tackles and one quarterback pressure.

As a rookie in 2019, Long appeared in 14 games during the regular season. He also played in all three playoff contests with one start.

During a three-year career at West Virginia, he played in 34 games with 31 starts and totaled 252 tackles, 14 sacks and 40 career tackles for loss which tied for third place on West Virginia's all-time list. In his final campaign in 2018, tied for the single-season program record with 19 tackles for loss.

As a junior at West Virginia in 2018, he was selected Big 12 Defensive Player of the Year by the coaches and the Associated Press. He also received second-team All-America honors by the Associated Press and first-team All-Big 12 accolades by the Associated Press.

Long is a native of Cincinnati, Ohio.

2021 Game Notes:

- **At Seattle (9/19)**, started and totaled six tackles, including a tackle for loss.
- **Against Indianapolis (9/26)**, started and tied for the team lead with eight tackles, including a tackle for loss.
- **At New York Jets (10/3)**, tallied three tackles.
- **At Jacksonville (10/10)**, led the team and tied his career high with 12 tackles, including a tackle for loss.
- **Against Buffalo (10/18)**, led the team and set a career high with 14 tackles and added a pair of quarterback pressures.
- **Against Kansas City (10/24)**, tied for the team lead with eight tackles, including a tackle for loss, and added two passes defended. He helped cause an interception in the second quarter, deflecting Patrick Mahomes' pass that was intended for Josh Gordon and then intercepted by Titans linebacker Rashaan Evans.

Long's Career Regular Season Statistics:

Year	GP	GS	Tackle	Sack	QBP	TFL	Int	PD	FF	FR
2019	14	0	15	0.0	0	2	0	1	1	0
2020	14	5	50	0.0	1	2	0	2	0	0
2021	6	6	51	0.0	5	4	0	2	0	0
Totals	34	11	116	0.0	6	8	0	5	1	0

**Long's Career Postseason Statistics:**

Year	GP	GS	Tackle	Sack	QBP	TFL	Int	PD	FF	FR
2019	3	1	16	0.0	0	2	0	0	0	0
2020	1	1	5	0.0	1	0	0	0	0	0
Totals	4	2	21	0.0	1	2	0	0	0	0

Long's Regular Season Single-Game Highs:

Tackles - 14 vs. Buffalo (10/18/21)

Forced Fumbles - 1 vs. Kansas City (11/10/19)

Long's Playoff Single-Game Highs:

Tackles - 8 at Baltimore (1/11/20)

MORE TITANS INSIDE LINEBACKERS

49 - LB NICK DZUBNAR

6-1, 240, 7th Year, Cal Poly-San Luis Obispo

➤ Dzubnar (pronounced duh-ZOOB-nar) re-signed with the Titans on Aug. 17, 2021. He initially joined the Titans as an unrestricted free agent on March 26, 2020.

➤ The Mission Viejo, Calif., native was originally signed by the San Diego Chargers as undrafted free agent on May 12, 2015.

➤ In five seasons with the Chargers, he produced 61 special teams tackles in 65 games.

➤ In 2020, he appeared in every game for the third consecutive season and led the Titans with 13 special teams tackles. He added one defensive tackle. He started one postseason game and posted one tackle.

➤ In 2019, Dzubnar appeared in all 16 games for the third time in his career, posting 12 special teams tackles.

➤ In 2018, Dzubnar collected 15 special teams tackles on coverage units and tied for the team lead with three special teams tackles in the 2018 postseason.

➤ In 2017, Dzubnar led the Chargers with a career-best 21 special teams tackles.

➤ Played four seasons (2011-14) at Cal Poly-San Luis Obispo, ending his Mustang career as the second-leading tackler in school history with 414 stops.

**42 - LB JOE JONES**

6-0, 240, 5th Year, Northwestern

➤ Jones was signed to the Titans practice squad on Sept. 13, 2021 and promoted to the 53-man roster on Oct. 8.

➤ Prior to joining the Titans, he totaled 49 games of experience over four seasons (2017-20) with the Denver Broncos, recording 26 career special teams stops.

➤ During the 2021 offseason, he signed with Tampa Bay and was waived during training camp.

➤ Jones entered the NFL as an undrafted college free agent with the Dallas Cowboys in 2017, following his career at Northwestern.

2021 Game Notes:

➤ **At Jacksonville (10/10)**, led the team and set a career high with three



special teams tackles in his first game with the Titans. He previously had two special teams tackles in a game six times during his career.

56 - LB MONTY RICE

6-0, 233, Rookie, Georgia

➤ The Titans selected Monty Rice in the third round (92nd overall) of the 2021 NFL Draft.

➤ The Huntsville, Ala., native played four seasons at Georgia (2017-20) where he appeared in 47 games with 28 starts and tallied 219 tackles, 10.5 tackles for loss, two sacks, 21 quarterback pressures, five passes defended, three forced fumbles and one fumble recovery returned for a touchdown for the Bulldogs.

➤ In 2020, Rice was named a finalist for the Butkus Award, which recognizes the nation's best linebacker, after amassing 49 tackles, four tackles for loss, one sack, one pass defended, two forced fumbles and one fumble recovery returned for a score.

➤ As a junior in 2019, Rice was Georgia's leading tackler with 89 total stops.

➤ In 2018, he played in nine games and made five starts. Finished as Georgia's third-leading tackler with 59 stops. Also posted 1.5 tackles for loss, one sack, two quarterback pressures, one pass defended and one forced fumble.

2021 Game Notes:

➤ **Against Arizona (9/12)**, posted two tackles in his NFL debut.

**53 - LB AVERY WILLIAMSON**

6-1, 246, 8th Year, Kentucky

➤ Avery Williamson returned to the Titans as a free agent on Oct. 13, 2021 following a brief stint on the Denver Broncos practice squad.

➤ In 2020, he began the season with the New York Jets and appeared in seven games (six starts) before being traded to Pittsburgh, where he saw action in eight games (four starts) during the regular season and one contest during the postseason for the Steelers.

➤ He left the Titans and signed with the New York Jets as an unrestricted free agent in 2018, and in his first season with the Jets, he led the team with a career-high 159 tackles, marking his the fifth consecutive season with 100-plus tackles to begin his career. He then missed the entire 2019 campaign due to injury.

➤ Williamson was originally selected by the Titans in the fifth round (151st overall) of the 2014 NFL Draft. In four seasons with the team (2014-17), he accumulated a team-high 518 tackles and was also credited with 11.5 sacks, two interceptions, three forced fumbles and two fumble recoveries. He started each of his final 43 games with the Titans from 2015 to 2017.

➤ In 2016, Williamson started all 16 games for the first time in his career, and his 149 tackles were the most by a member of the Titans since Stephen Tulloch's 169 stops in 2010.

➤ Williamson started 15 games in 2015 and led the team in tackles for the first time. He became the first defender in the "Titans era" (1999–present) to begin his career with two consecutive 100-tackle seasons.

➤ In 2014, Williamson had one of the most productive seasons of any Titans defensive rookie in recent seasons. Even though he did not record his first start until Week 5, he produced 107 tackles to rank third on the team for the season and record the highest tackle total by a rookie in the "Titans era" (1999–present). His rookie stat line also included three sacks, eight quarterback pressures, eight tackles for loss, four passes defended, two fumble recoveries and seven stops on special teams.

➤ During a four-year career at Kentucky, Williamson played in 49 games with 21 starts. He finished his career with 296 total tackles, including double-digit tackles in 12 career contests. After primarily serving on special teams in his first two years, he went over the 100-tackle mark as a junior and senior.

➤ He is a native of Milan, Tenn., which is approximately a two-hour drive west of Nashville.





TITANS OUTSIDE LINEBACKERS

No.	Name	Ht	Wt	Exp	College
92	Adeniyi, Ola	6-1	248	4	Toledo
48	Dupree, Bud	6-4	269	7	Kentucky
58	Landry III, Harold	6-2	252	4	Boston College
50	Roberson, Derick (IR)	6-3	250	3	Sam Houston St.
59	Simon, John	6-2	260	9	Ohio State
99	Weaver, Rashad (IR)	6-4	259	R	Pittsburgh

#48 • OLB BUD DUPREE

6-4, 269, 7th Year, Kentucky
[Click for complete bio](#)



Outside linebacker **Bud Dupree** is in his seventh NFL season and his first campaign with the Titans in 2021. He was signed by the Titans as an unrestricted free agent on March 19, 2021.

Dupree spent his first six NFL seasons in Pittsburgh after the Steelers chose him with the 22nd overall draft choice in the 2015 NFL Draft. His totals with the Steelers included 231 tackles, 39.5 sacks, 64 quarterback pressures, 53 tackles for loss, one interception, eight forced fumbles and three fumble recoveries in 81 games.

From 2019 to 2020, Dupree totaled 19.5 sacks, ranking eighth in the NFL despite missing five games. His six strip-sacks tied for fourth in the same period. In his final 17 games in Pittsburgh, he registered at least half a sack on 12 occasions.

In 2020, Dupree started the first 11 games but missed the final five contests due to injury. He totaled eight sacks, 15 quarterback hits, 31 tackles, eight tackles for loss, two forced fumbles and two passes defended.

In 2019, Dupree posted a career-best 11.5 sacks, 68 tackles, 16 tackles for loss, 17 quarterback hits, four forced fumbles, two fumble recoveries and three passes defended in a career-high 16 starts. His 16 tackles for loss ranked fourth in the NFL, while his sack total was the ninth-best in the league.

A native of Irwinton, Ga., Dupree played in 47 games with 38 starts at the University of Kentucky (2011-14) and finished with 247 tackles, 23.5 sacks, 38.0 tackles for loss and four forced fumbles. At the time he left school for the NFL, he ranked second in Wildcat history in career sacks.

2021 Game Notes:

- **Against Arizona (9/12)**, registered one tackle and a team-best three quarterback pressures in his Titans debut.
- **At Seattle (9/19)**, recorded a tackle and a quarterback pressure.
- **Against Indianapolis (9/26)**, did not play due to an injury.
- **At New York Jets (10/3)** and **at Jacksonville (10/10)**, he was inactive with a knee injury.
- **Against Buffalo (10/18)**, returned from injury and tallied two tackles, a pass defended and three quarterback pressures.
- **Against Kansas City (10/24)**, credited with a sack and a forced fumble. He ended Kansas City's first offensive series with a sack on third down, dropping Patrick Mahomes for a seven-yard loss. He forced a fumble on the play, but the ball was recovered by the Chiefs. Dupree logged his first sack in a Titans uniform, which gave him 40.5 career sacks.

Dupree's Career Regular Season Statistics:

Year	Team	GP	GS	Tackle	Sack	QBP	TFL	Int	PD	FF	FR
2015	Pit	16	5	26	4.0	6	4	0	1	0	0
2016	Pit	7	4	24	4.5	6	5	0	1	1	0
2017	Pit	15	15	40	6.0	7	12	0	1	0	1
2018	Pit	16	15	42	5.5	13	8	1	3	1	0
2019	Pit	16	16	68	11.5	17	16	0	3	4	2
2020	Pit	11	11	31	8.0	15	8	0	2	2	0
2021	Ten	4	2	5	1.0	8	0	0	1	1	0
NFL Totals		85	68	236	40.5	72	53	1	12	9	3

Dupree's Career Postseason Statistics:

Year	Team	GP	GS	Tackle	Sack	QBP	TFL	Int	PD	FF	FR
2015	Pit	2	2	6	0.0	0	2	0	0	0	0
2016	Pit	3	3	15	0.5	3	1	0	1	0	0
2017	Pit	1	1	4	0.0	0	0	0	0	0	0
Playoff Totals		6	6	25	0.5	3	3	0	1	0	0

Dupree's Regular Season Single-Game Highs:

Tackles - 7 vs. Cleveland (1/1/17)

Sacks - 2.5 at Buffalo (12/11/16)

Interceptions - 1 at Tampa Bay (9/24/18)

Forced Fumbles - 1 (Eight times, last at Baltimore, 11/1/20)

Fumble Recovery - 1 (Three times, last at Cincinnati, 11/24/19)

Passes Defended - 2 at Cleveland (9/9/18)

Dupree's Playoff Season Single-Game Highs:

Tackles - 6 vs. Miami (1/8/17)

Sacks - 0.5 vs. Miami (1/8/17)

Passes Defended - 1 at Kansas City (1/15/17)

SACKS FROM 2019 TO 2020

In **Bud Dupree's** final two seasons in Pittsburgh, he ranked eighth in the NFL with 19.5 total sacks despite missing the final five games of the 2020 campaign. He posted 11.5 sacks in 2019 and eight sacks in 2020.

Dupree also ranked ninth in the NFL from 2019 to 2020 with 24 tackles for loss.

Most sacks in the NFL from 2019 to 2020:

Player	Sacks
1. T.J. Watt	29.5
2. Shaquil Barrett	27.5
3. Aaron Donald	26.0
Za'Darius Smith	26.0
5. Cameron Jordan	23.0
6. Myles Garrett	22.0
7. Chandler Jones	20.0
8. Bud Dupree	19.5
9. Joey Bosa	19.0
Justin Houston	19.0

Out of Dupree's 19.5 sacks from 2019 to 2020, he forced a fumble on six of those plays. His six strip-sacks tied for fourth place in that period.

Most strip-sacks in the NFL from 2019 to 2020:

Player	Strip-Sacks
1. Shaquil Barrett	8
2. Yannick Ngakoue	7
Chandler Jones	7
4. Bud Dupree	6
Jason Pierre-Paul	6
Myles Garrett	6
T.J. Watt	6
Khalil Mack	6
9. Aaron Donald	5
Benson Mayowa	5
Haason Reddick	5



#58 • OLB HAROLD LANDRY III

6-2, 252, 4th Year, Boston College
[Click for complete bio](#)



Outside linebacker **Harold Landry III** is in his fourth NFL season in 2021. He was selected by the Titans in the second round (41st overall) of the 2018 NFL Draft after the Titans traded up 16 spots in the second round (57 to 41) in order to take the former Boston College standout.

From the start of his rookie season through 2020, Landry's 19 total sacks led the Titans. Other than **Jevon Kearse** (36.0), Landry produced the highest sack total by a Titans/Oilers player in his first three NFL seasons since individual sacks became an official NFL statistic in 1982.

In 2020, Landry recorded 16 starts for the second consecutive season. He led the team with 5.5 sacks, a career-high 32 quarterback pressures and a career-high 10 tackles for loss. He totaled 69 tackles and added one interception and a career-high five passes defensed. In one playoff contest, he led the team with 10 tackles and two sacks.

Landry started all 16 games in 2019 and led the Titans with nine sacks. His 28 quarterback pressures ranked second, and he added 81 tackles, four tackles for loss, one pass defensed, one forced fumble and two fumble recoveries. He also started all three postseason games and registered a sack and a team-high eight quarterback pressures.

As a rookie in 2018, he played in 15 games with three starts. His 4.5 sacks tied for third place on the team, and he also tied for second on the defense with 18 quarterback pressures.

In 46 career games playing defensive end for Boston College, Landry totaled 160 tackles, 26 sacks, 47.5 tackles for loss, seven passes defensed, 10 forced fumbles, one fumble recovery and one interception. His 26 career sacks were exceeded in school history by only **Mathias Kiwanuka** (37.5 from 2002-05).

As a senior in 2017, Landry played and started eight games before a season-ending ankle injury ended his year. He finished second on the team with five sacks and totaled 38 tackles, 8.5 tackles for loss and two passes defensed.

In 2016, Landry set the school's single-season record with 16.5 sacks, which led the nation. He added seven forced fumbles, which also led the country, while his 22 tackles for loss ranked fifth nationally and ranked second all-time for the Eagles. His numerous honors included Walter Camp second-team All-America, AP second-team All-America and second-team All-ACC by the Atlantic Coast Sports Media Association and the league's head coaches.

He is a native of Spring Lake, N.C.

2021 Game Notes:

- **Against Arizona (9/12)**, ran Kyler Murray out of bounds in the first quarter for a two-yard sack, which was the 20th sack of his career. He totaled three tackles in the contest and added three quarterback pressures.
- **At Seattle (9/19)**, led the defense with seven tackles and added a team-high three quarterback pressures.
- **Against Indianapolis (9/26)**, totaled four tackles, two quarterback pressures and a half sack. He shared a 10-yard sack with Ola Adeniyi in the third quarter. He appeared in his 50th career game, and in doing so, he



joined Jevon Kearse as the only players to get at least 20 sacks (20.5) for the organization in their first 50 NFL games since individual sacks became an official statistic in 1982.

➤ **At New York Jets (10/3)**, recorded an eight-yard sack of Zach Wilson on third down to stall a Jets drive in the second quarter. He was credited with a team-high seven tackles, including a team-high three tackles for loss, and three quarterback pressures.

➤ **At Jacksonville (10/10)**, registered seven tackles and tied his career high with two sacks. He recorded a four-yard sack on Trevor Lawrence in the second quarter and then ended a Jaguars drive in the third quarter with a 13-yard sack on third down. It was his third consecutive game with at least a half sack.

➤ **Against Buffalo (10/18)**, totaled eight tackles, two sacks and a tackle for loss. His two sacks matched his career high, as did his eight tackles. He ended a Bills drive with an eight-yard sack of Josh Allen in the first quarter and added a three-yard sack in the second quarter. It was his fourth consecutive game with at least a half sack, his third consecutive game with at least one sack, and his second consecutive game with two sacks. He became Tennessee's first player since Kyle Vanden Bosch in 2005 (Sept. 18-25) with two or more sacks in consecutive games.

➤ **Against Kansas City (10/24)**, recorded an eight-yard sack of Patrick Mahomes in the fourth quarter. It was his fifth consecutive game with at least a half sack and his fourth consecutive game with at least one sack. It marked the second time in his career he put together a streak of four or more games with a sack (five straight contests in 2019). With 7.5 sacks, he tied William Fuller (1991) and Kyle Vanden Bosch (2005) for most sacks by a Titans player through a season's first seven games since individual sacks became an official statistic in 1982.

Landry's Career Regular Season Statistics:

Year	GP	GS	Tackle	Sack	QBP	TFL	Int	PD	FF	FR
2018	15	3	46	4.5	18	2	0	2	1	0
2019	16	16	81	9.0	28	4	1	1	1	2
2020	16	16	69	5.5	29	10	1	5	0	0
2021	7	7	37	7.5	12	8	0	0	0	0
Totals	54	42	233	26.5	90	24	2	8	2	2

Landry's Career Postseason Statistics:

Year	GP	GS	Tackle	Sack	QBP	TFL	Int	PD	FF	FR
2019	3	3	8	1.0	8	1	0	1	0	0
2020	1	1	10	2.0	4	1	0	0	0	0
Totals	4	4	18	3.0	12	2	0	1	0	0

Landry's Regular Season Single-Game Highs:

- Tackles** - 8 (Three times, last vs. Buffalo, 10/18/21)
- Sacks** - 2 (Three times, last vs. Buffalo, 10/18/21)
- Quarterback Pressures** - 9 at N.Y. Giants (12/16/18)
- Interceptions** - 1 (Twice, last vs. Jacksonville, 9/20/20)
- Forced Fumbles** - 1 (Twice, last vs. Tampa Bay, 10/27/19)
- Fumble Recovery** - 1 (Twice, last vs. Tampa Bay, 10/27/19)

Landry's Playoff Season Single-Game Highs:

- Tackles** - 10 vs. Baltimore (1/10/21)
- Sacks** - 2 vs. Baltimore (1/10/21)
- Quarterback Pressures** - 4 vs. Baltimore (1/10/21)

2021 NFL SACK LEADERS

Titans outside linebacker **Harold Landry III** ranks among the NFL leaders in sacks in 2021.

Most sacks in 2021:

Player	Team	Sacks
1. Myles Garrett	Cleveland Browns	9.5
2. Harold Landry III	Tennessee Titans	7.5
3. T.J. Watt	Pittsburgh Steelers	7.0
4. Trey Hendrickson	Cincinnati Bengals	6.5
Matt Judon	New England Patriots	6.5
Haason Reddick	Carolina Panthers	6.5
7. Khalil Mack	Chicago Bears	6.0
Markus Golden	Arizona Cardinals	6.0
Jonathan Greenard	Houston Texans	6.0
Javon Hargrave	Philadelphia Eagles	6.0
Danielle Hunter	Minnesota Vikings	6.0

SACKS IN FIRST 3 SEASONS

From the start of his rookie season in 2018 through 2020, **Harold Landry III's** 19 total sacks led the Titans. Other than **Jevon Kearse** (36.0 sacks from 1999 through 2001), Landry produced the highest sack total by a Titans/Oilers player in his first three NFL seasons since individual sacks became an official NFL statistic in 1982.

Most sacks for the Titans/Oilers in a player's first three NFL seasons, 1982–2020:

Player	Seasons	Sacks
1. Jevon Kearse	1999–2001	36.0
2. Harold Landry III	2018–2020	19.0
3. Jurrell Casey	2011–2013	16.0
4. Gary Walker	1995–1997	15.0
5. Ray Childress	1985–1987	14.5
6. Travis LaBoy	2004–2006	13.5
Carlos Hall	2002–2004	13.5
Kenny Holmes	1997–1999	13.5
9. (three tied)		12.5

SACKS IN FIRST 25 GAMES

Titans outside linebacker **Harold Landry III** produced 11.5 career sacks in his first 25 career games, placing him in select company for defensive performance in the early stages of a career.

Since individual sacks became an official statistic in 1982, his sack total ranks third for the club among players in their first 25 NFL games.

The only previous Titans/Oilers players to record more sacks than Landry in their initial 25 NFL outings were former defensive end **Jevon Kearse** (17.5) and defensive lineman **Anthony Cook** (12.0).

Most sacks for the Titans/Oilers in a player's first 25 NFL games (1982–present):

Player	Seasons	Sacks
1. Jevon Kearse	1999–2000	17.5
2. Anthony Cook	1995–1997	12.0
3. Harold Landry III	2018–2019	11.5
4. Jason Jones	2008–2010	11.0
5. Jacob Ford	2008–2009	10.5
6. Carlos Hall	2002–2003	10.0
7. Zach Brown	2012–2013	8.5
Kenny Holmes	1997–1998	8.5
Travis LaBoy	2004–2005	8.5
10. Gary Walker	1995–1996	8.0

MORE TITANS OUTSIDE LINEBACKERS

➤ **92 - OLB OLA ADENIYI (Pronounced: OH-lah-ah-DAY-nee)**

6-1, 248, 4th Year, Toledo

➤ Adeniyi joined the Titans as a free agent in 2021 after spending his first three seasons with the Pittsburgh Steelers organization.

➤ Adeniyi appeared in 32 games with one start and tallied 25 tackles and three forced fumbles during his three-year career with the Steelers.

➤ In 2020, Adeniyi appeared in 15 games for the Steelers and tallied career-highs with 16 tackles and eight special teams stops.


➤ The Fort Bend County, Texas native saw action in 34 games with 25 starts at Toledo (2015-17) and totaled 118 tackles, 28 tackles for loss, 12.5 sacks, three forced fumbles, a fumble recovery and a pass defended in his collegiate career.

2021 Game Notes:

➤ **Against Arizona (9/12)**, made his Titans debut and led the club with two special teams tackles.

➤ **At Seattle (9/19)**, recorded his first career sack, dropping Russell Wilson for a 12-yard loss at Seattle's one-yard line in overtime. The play, which came on third down, helped force a Seahawks punt, and the Titans won the game on the ensuing possession. He also led the club with two special teams tackles.

➤ **Against Indianapolis (9/26)**, established career highs with 1.5 sacks and four tackles. He recorded his second consecutive game with a sack,



taking down Carson Wentz for a six-yard loss in the second quarter. He later shared a 10-yard sack with Harold Landry III in the third quarter. He added three quarterback pressures.

59 - OLB JOHN SIMON

6-2, 260, 9th Year, Ohio State

➤ Simon was re-signed by the Titans to the practice squad on Oct. 5, 2021 and then promoted to the 53-man roster on Oct. 9. He originally joined the Titans prior to 2021 training camp.

➤ Prior to joining the Titans, he appeared in 97 NFL games with 52 starts during his time with the Baltimore Ravens (2013), Houston Texans (2014-16), Indianapolis Colts (2017) and New England Patriots (2018-20). His statistical totals during his first eight NFL campaigns included 277 tackles, 21 sacks, 25 tackles for loss, two forced fumbles and one fumble recovery.


➤ With the Patriots from 2018 to 2020, he tallied 30 starts, eight sacks, nine tackles for loss and one forced fumble in 43 games. He was a member of New England's Super Bowl championship team at the conclusion of the 2018 season.

➤ He entered the league as a fourth-round selection by the Ravens in the 2013 NFL Draft.

➤ At Ohio State, Simon earned Big Ten Defensive Player of the Year honors as a senior and became just the eighth player in school history to be named a two-time captain.

2021 Game Notes:

➤ **At Jacksonville (10/10)**, made his Titans debut and recorded three tackles.



50 - OLB DERICK ROBERSON

6-3, 250, 3rd Year, Sam Houston State

➤ Roberson signed with the Titans as a rookie free agent on May 10, 2019.

➤ In 2020, he appeared in eight games with one start and totaled six tackles, four quarterback pressures, one pass defended and one forced fumble.

➤ In 2019, Roberson played in three regular season games and totaled four tackles and three sacks. He also played in all three playoff games, adding two tackles, three quarterback pressures and one tackle for loss.

➤ He spent the first six games of his rookie season on the practice squad before being elevated to the 53-man roster on Oct. 19. He then spent the next four weeks on the practice squad before being re-signed to the 53-man roster on Nov. 26.

➤ Roberson appeared in 32 games with 20 starts over three seasons at Sam Houston State (2016-18) and totaled 123 tackles, 23 sacks, eight passes defended, one interception and seven forced fumbles.

➤ Transferred to Sam Houston State from Texas where he played one season as a redshirt freshman. He saw action in 10 contests at Texas and registered six tackles, two sacks and one forced fumble.

➤ He is a native of San Antonio, Texas.

2021 Game Notes:

➤ **Against Arizona (9/12)**, set a career high with three tackles.

➤ Placed on injured reserve on Sept. 28, 2021.



99 - OLB RASHAD WEAVER

6-4, 259, Rookie, Pittsburgh

➤ Weaver was selected by the Titans in the fourth round (135th overall) of the 2021 NFL Draft.

➤ In four seasons at the University of Pittsburgh (2017-20), Weaver appeared in 35 games with 28 starts. He tallied 110 tackles, 34.5 tackles for loss, 17.0 sacks, nine passes defended, 28 quarterback pressures, five forced fumbles and four fumble recoveries.

➤ As a senior in 2020, he started nine games and totaled 35 tackles, 14.5 tackles for loss, 7.5 sacks, 12 quarterback pressures, two passes defended, three forced fumbles and one fumble recovery. Weaver was also Awarded first team All-ACC honors and was a semifinalist for the Bednarik Award.

➤ He is a native of Fort Lauderdale, Fla.

2021 Game Notes:

➤ **At Seattle (9/19)**, made his NFL debut.

➤ **Against Indianapolis (9/26)**, tallied his first two career tackles before leaving the game late in the third quarter with an ankle injury.

➤ Placed on injured reserve on Sept. 28, 2021.





TITANS CORNERBACKS

No.	Name	Ht	Wt	Exp	College
39	Borders, Breon	6-0	189	3	Duke
3	Farley, Caleb (IR)	6-2	197	R	Virginia Tech
26	Fulton, Kristian (IR)	5-11	197	2	Louisiana State
35	Jackson, Chris	5-10	193	2	Marshall
20	Jenkins, Jackrabbit	5-10	190	10	North Alabama
30	Mabin, Greg	6-2	200	5	Iowa
24	Molden, Elijah	5-10	192	R	Washington

#26 • CB KRISTIAN FULTON

5-11, 197, 2nd Year, Louisiana State
[Click for complete bio](#)



Cornerback **Kristian Fulton** is in his second NFL season in 2021. He was selected by the Titans in the second round (61st overall) of the 2020 NFL Draft.

In 2020, Fulton appeared in six games with two starts as a rookie. He totaled 16 tackles, one interception, one pass defended, one sack, one quarterback pressure and one tackle for loss. He also played in one postseason contest.

Prior to entering the NFL, the New Orleans, La., native was a two-year starter at Louisiana State. He appeared in 28 games with 25 starts and finished his career with 65 tackles, 25 passes defended and two interceptions.

As a senior in 2019, he started all 15 games and posted 38 tackles, one tackle for loss, 15 passes defended and one interception. He was recognized with second-team All-SEC honors from the Associated Press. In his final collegiate game, Fulton helped LSU secure a National Championship victory over Clemson with a career-high six tackles and one pass defended.

#3 • CB CALEB FARLEY

6-2, 197, Rookie, Virginia Tech
[Click for complete bio](#)



Cornerback **Caleb Farley** was selected by the Titans in the first round (22nd overall) of the 2021 NFL Draft.

Farley played two seasons at Virginia Tech, appearing in 24 games with 23 starts. His career totals included six interceptions, 25 passes defended, 56 tackles, one sack, two quarterback hits and seven kickoff returns for 152 yards (21.7 avg.).

Farley redshirted as a wide receiver in 2017 and then began playing cornerback for the first time in his redshirt freshman campaign in 2018. He continued playing for the Hokies in 2019 and then opted out of the 2020 campaign due to COVID-19 concerns.

In 2019, he started all 11 games in which he appeared and was named first team All-ACC after leading the conference with 16 passes defended. His four interceptions tied for second place in the conference. He also totaled 20 tackles and a quarterback hit.

In 2018, he earned honorable mention for the Mayo Clinic Comeback Player of the Year Award after registering 36 tackles, one tackle for loss, one sack, two interceptions and nine passes defended. He also added seven kickoff returns for 152 total yards (21.7 avg.).

Farley is a native of Maiden, N.C.

2021 Game Notes:

- **Against Arizona (9/12)**, made his NFL debut as a reserve.
- **At Seattle (9/19)**, **against Indianapolis (9/26)** and **at New York Jets (10/3)**, he was inactive with a shoulder injury.
- **Against Arizona (9/12)**, made his NFL debut as a reserve.
- **At Jacksonville (10/10)**, registered two tackles and a pass defended.
- **Against Buffalo (10/18)**, registered his first career start and tallied a pair of tackles before leaving the contest in the second quarter with a knee injury.
- Placed on injured reserve on Oct. 19, 2021.

Farley's 2021/Career Statistics:

Year	GP	GS	Tackle	Sack	QBP	TFL	Int	PD	FF	FR
2021	3	1	4	0.0	0	0	0	1	0	0

Farley's College Statistics:

Year	Team	GP	GS	Tackle	Sack	QBP	TFL	Int	PD	FF	FR
2017	Va. Tech	0	0								
Redshirted											
2018	Va. Tech	13	12	36	1.0	1	1	2	9	0	0
2019	Va. Tech	11	11	20	0.0	1	0	4	16	0	0
2020	Va. Tech	0	0								
COVID-19 Opt-Out											
Totals		24	23	56	1.0	2	1	6	25	0	0

2021 Game Notes:

- **Against Arizona (9/12)**, set a career high and led the defense with two passes defended in his third NFL start. He added three tackles.
- **At Seattle (9/19)**, recorded one tackle and one pass defended.
- **Against Indianapolis (9/26)**, tied his career high with four tackles and added a pass defended.
- **At New York Jets (10/3)**, recorded his second career interception, picking off a Zach Wilson pass in the second quarter and returning the ball 13 yards. He added three tackles.
- **At Jacksonville (10/10)**, set a career high with five tackles and added a pass defended.
- Placed on injured reserve on Oct. 18.

Fulton's Career Regular Season Statistics:

Year	GP	GS	Tackle	Sack	QBP	TFL	Int	PD	FF	FR
2020	6	2	16	1.0	1	1	1	1	0	0
2021	5	5	16	0.0	1	0	1	6	0	0
Totals	11	7	32	1.0	2	1	2	7	0	0

Fulton's Career Postseason Statistics:

Year	GP	GS	Tackle	Sack	QBP	TFL	Int	PD	FF	FR
2020	1	0	0	0.0	0	0	0	0	0	0
Totals	1	0	0	0.0	0	0	0	0	0	0

Fulton's Regular Season Single-Game Highs:

Tackles - 5 at Jacksonville (10/10/21)
Sacks - 1 at Minnesota (9/27/20)
Interceptions - 1 (Twice, last at New York Jets, 10/3/21)



#20 • CB JACKRABBIT JENKINS

5-10, 190, 10th Year, North Alabama
[Click for complete bio](#)



Cornerback **Jackrabbit Jenkins** is in his 10th NFL season and his first campaign with the Titans in 2021. He was signed by the Titans as a free agent on March 19, 2021.

Prior to his arrival in Tennessee, Jenkins played 128 games (125 starts) in nine NFL seasons with the St. Louis Rams (2012-15), New York Giants (2016-19) and New Orleans Saints (2019-20). In that time, he tallied 26 interceptions, 118 passes defended, six forced fumbles, two fumble recoveries and 522 tackles.

From 2012 through 2020, Jenkins ranked first in the NFL in passes defended (119), first in defensive touchdowns scored (nine) and fourth in interceptions (26). Jenkins registered two or more interceptions in eight of those nine seasons.

In 2020, Jenkins started 13 games for the Saints and recorded three interceptions, 12 passes defended and 55 tackles. His interception total tied for the team lead.

In 2016, he earned his first Pro Bowl berth and Associated Press second-team All-Pro honors for the 11-5 Giants, as he totaled three interceptions and a career-best 18 passes defended.

In 2012, Jenkins was named to the PFWA All-Rookie team after leading the Rams with four interceptions and tying the NFL rookie record with three interception returns for touchdowns.

Jenkins was a second-round selection by the Rams in the 2012 NFL Draft. He finished his college career at North Alabama after spending three seasons at the University of Florida.

2021 Game Notes:

- **Against Arizona (9/12)**, led the team with eight tackles in his Titans debut.
- **At Seattle (9/19)**, tallied six tackles and one pass defended.
- **Against Indianapolis (9/26)**, posted four tackles.
- **At New York Jets (10/3)**, credited with three tackles and a forced fumble (recovered by Jets).
- **At Jacksonville (10/10)**, registered three tackles.
- **Against Buffalo (10/18)**, credited with three tackles.
- **Against Kansas City (10/24)**, posted three tackles.

Jenkins' Career Regular Season Defensive Statistics:

Year	Team	GP	GS	Tackle	Sack	QBP	TFL	Int	PD	FF	FR
2012	StL	15	14	83	0.0	NA	NA	4	15	0	1
2013	StL	16	16	69	1.0	NA	NA	1	19	0	1
2014	StL	14	13	59	0.0	NA	NA	2	5	2	0
2015	StL	15	15	64	0.0	NA	NA	3	15	1	0
2016	NYG	15	15	49	1.0	NA	NA	3	18	1	0
2017	NYG	9	9	31	0.0	NA	NA	3	9	1	0
2018	NYG	16	16	69	0.0	NA	NA	2	15	1	0
2019	NYG/NO	15	14	61	0.0	NA	NA	5	16	0	0
2020	NO	13	13	54	0.0	NA	NA	3	12	0	0
2021	Ten	7	7	30	0.0	0	0	0	2	1	0
NFL Totals		135	132	569	2.0	0	0	26	126	7	2



Jenkins' Career Postseason Defensive Statistics:

Year	Team	GP	GS	Tackle	Sack	QBP	TFL	Int	PD	FF	FR
2016	NYG	1	1	1	0.0	NA	NA	0	0	0	0
2019	NO	1	1	8	0.5	NA	NA	0	0	1	0
2020	NO	2	2	9	0.0	NA	NA	0	1	0	0
Playoff Totals		4	4	18	0.5	NA	NA	0	1	1	0

Jenkins' NFL Regular Season Single-Game Highs:

- Tackles** - 10 at Dallas (9/22/13)
- Interceptions** - 2 (Three times, last vs. Washington, 9/29/19)
- Interception Long** - 99t at San Diego (11/23/14)
- Sacks** - 1 (Twice, last at Cleveland 11/27/16)
- Passes Defensed** - 5 vs. Atlanta (11/22/20)
- Forced Fumbles** - 1 (Seven times, last at New York Jets, 10/3/21)
- Fumble Recoveries** - 1 (Twice, last at Arizona, 12/8/13)

Jenkins' NFL Playoff Single-Game Highs:

- Tackles** - 8 vs. Minnesota (1/5/20)
- Sacks** - 0.5 vs. Minnesota (1/5/20)
- Forced Fumbles** - 1 vs. Minnesota (1/5/20)
- Passes Defensed** - 1 vs. Chicago (1/10/21)

PASSES DEFENSED SINCE 2012

Since entering the NFL as a second-round draft pick in 2012, **Jackrabbit Jenkins** has been one of the NFL's most productive cornerbacks. He ranks first in the NFL in that time period in passes defended (press box statistics) and defensive touchdowns and also ranks fourth in interceptions.

Most passes defended since 2012 (press box statistics):

Player	Passes Defensed
1. Jackrabbit Jenkins	121
2. Stephon Gilmore	114
Joe Haden	114
4. Darius Slay	113
5. Johnathan Joseph	109
6. Casey Hayward	104
7. Richard Sherman	98
8. Logan Ryan	92
9. Robert Alford	89
10. Xavier Rhodes	88

Most interceptions since 2012:

Player	Interceptions
1. Richard Sherman	32
2. Marcus Peters	31
3. Harrison Smith	28
4. Jackrabbit Jenkins	26
Patrick Peterson	26
6. Tyrann Mathieu	25
Tashaun Gipson	25
Stephon Gilmore	25
Reggie Nelson	25
10. Xavien Howard	24

Most defensive touchdowns since 2012:

Player	Defensive TDs
1. Jackrabbit Jenkins	9
2. Marcus Peters	7
Aqib Talib	7
4. Eddie Jackson	6
Reshad Jones	6
Malcolm Jenkins	6
7. Deion Jones	5
Captain Munnerlyn	5
William Gay	5
10. (several tied)	4

INTERCEPTION TD CAREER LEADERS

Titans cornerback **Jackrabbit Jenkins** has eight career interception returns for touchdowns. He is tied with three others for eighth place in NFL history and leads all active players in the category.

Most career interception return touchdowns, NFL history:

Player	Seasons	Interception TDs
1. Rod Woodson	1987-2003	12
2. Darren Sharper	1997-2010	11
Charles Woodson	1998-2015	11
4. Aqib Talib	2008-2019	10
5. Ken Houston	1967-1980	9
Deion Sanders	1989-2005	9
Aeneas Williams	1991-2004	9
8. Jackrabbit Jenkins	2012-2021	8
Eric Allen	1988-2001	8
Ronde Barber	1997-2012	8
Charles Tillman	2003-2015	8

JENKINS' CAREER TOUCHDOWNS

Date	Opp	Type	Yards
11/25/12	at Arizona	Interception Return	36
11/25/12	at Arizona	Interception Return	39
12/02/12	San Francisco	Fumble Return	2
12/23/12	at Tampa Bay	Interception Return	41
09/21/14	Dallas	Interception Return	25
11/23/14	at San Diego	Interception Return	99
09/18/16	New Orleans	Blocked Field Goal	65
10/15/17	at Denver	Interception Return	43
11/23/17	at Washington	Interception Return	53
09/13/20	Tampa Bay	Interception Return	36

MORE TITANS CORNERBACKS

39 - CB BREON BORDERS

6-0, 189, 3rd Year, Duke

- Signed by the Titans to the team's practice squad during Week 3 of 2020 and promoted to the 53-man roster on Nov. 7.
- Originally signed with the Oakland Raiders as an undrafted free agent following the 2017 NFL Draft. Has also spent time with the Buffalo Bills, Houston Texans, Jacksonville Jaguars, Washington Football Team, Pittsburgh Steelers and Miami Dolphins.
- In 2020, Borders appeared in six games with five starts before finishing the season on injured reserve. He totaled 27 tackles, one interception, six passes defended and one tackle for loss.
- In 2019, saw action in 12 games with one start, including 11 contests and one start for Jacksonville and one game for Washington. Recorded seven tackles and one fumble recovery.
- In 2018, played in one game for Jacksonville.
- A three-year starter for Duke, Borders played in 49 games with 35 starts over four seasons (2013-16). He finished his career ranked third in passes defended (46) and tied for sixth in interceptions (12) in program history.



35 - DB CHRIS JACKSON

5-10, 193, 2nd Year, Marshall

- The Tallahassee, Fla., native was selected by the Titans in the seventh round (243rd overall) of the 2020 NFL Draft.
- In 2020, he appeared in 11 games with three starts as a rookie. He totaled 21 tackles, one tackle for loss, one pass defended and three special teams stops.
- Jackson started and registered a tackle in his NFL debut on Monday Night Football at Denver on Sept. 14, 2020. He became



the franchise's first rookie drafted in the seventh round or later to start a Week 1 game since Sept. 10, 1989, when Oilers ninth-round rookie tight end Bob Mrosko started at Minnesota.

- During a four-year career at Marshall, he started 48 games and posted 189 tackles, 6.5 tackles for loss, two sacks, seven interceptions with one returned for a touchdown, 45 passes defended and two fumble recoveries with one returned for a score for the Thundering Herd.
- Jackson's 45 passes defended rank first in Marshall history and his 48 career starts rank 14th in program history. He earned all-conference recognition in all four of his collegiate seasons.
- Jackson earned all-Conference USA recognition each year of his collegiate career, including first-team all-conference as a senior in 2019 after recording a team-high 11 passes defended.

2021 Game Notes:

- **At Seattle (9/19)**, tied his career high with six tackles.
- **At Jacksonville (10/10)**, credited with a tackle for loss and a pass defended. He tallied a three-yard tackle for loss on a goal-line stand in the fourth quarter, when he stuffed running back Carlos Hyde on fourth-and-goal from the one-yard line.
- **Against Buffalo (10/18)**, totaled five tackles and a pass defended.

30 - CB GREG MABIN

6-2, 200, 5th Year, Iowa

- Re-signed by the Titans off Arizona's practice squad on Oct. 20, 2021.
- He had two previous stints with the Titans, originally joining Tennessee's practice squad in 2020 and then spending 2021 training camp with the organization.
- He originally signed with the Tampa Bay Buccaneers as a rookie free agent following the 2017 NFL Draft and has also spent time with the Buffalo Bills, San Francisco 49ers, Cincinnati Bengals and Jacksonville Jaguars. His career totals prior to his re-signing in 2021 with the Titans included 34 tackles, six passes defended, one forced fumble and one fumble recovery in 34 games (five starts).
- In the final five games of the 2020 season with the Jaguars, he started four games at cornerback.
- Mabin initially accepted a scholarship to Iowa to play wide receiver before switching to cornerback following his freshman season.




24 - CB ELIJAH MOLDEN

5-10, 192, Rookie, Washington

- The Titans selected Elijah Molden in the third round (100th overall) of the 2021 NFL Draft.
- Molden totaled 153 tackles, five interceptions, 25 passes defended, four forced fumbles and two fumble recoveries in 44 games at the University of Washington.
- In 2020, Washington's football season was limited to four games due to the COVID-19 pandemic. Molden started all four contests and finished third on the squad with 26 tackles to go with one interception and two passes defended.
- In 2019, Molden set career highs with a team-high 79 tackles, four interceptions and three forced fumbles with the Huskies.
- He earned first team All-Pac-12 honors on defense as a junior and senior and was named second team All-Pac-12 as an all-purpose/special teams player as a sophomore.
- He is a native of West Linn, Oregon.

2021 Game Notes:

- **Against Arizona (9/12)**, registered two tackles in his NFL debut.
- **At Jacksonville (10/10)**, totaled three tackles and registered his first career forced fumble, which resulted in a Titans touchdown. On Jacksonville's first offensive series, he knocked the ball out of the hands of tight end Dan Arnold, and Kevin Byard picked it up and ran 30 yards for a touchdown. It was the Titans' first fumble return for a touchdown since Nov. 8, 2020 against Chicago (Desmond King II).
- **Against Buffalo (10/18)**, posted eight tackles, including a tackle for loss, in addition to a special teams stop.
- **Against Kansas City (10/24)**, recorded his second career start and tied for the team lead with eight tackles, which also tied the career high he set in the previous game against Buffalo.





TITANS SAFETIES

No.	Name	Ht	Wt	Exp	College
33	Breeze, Brady	6-0	197	R	Oregon
31	Byard, Kevin	5-11	212	6	Middle Tennessee St.
29	Cruikshank, Dane	6-1	209	4	Arizona
21	Farley, Matthias	5-11	209	6	Notre Dame
37	Hooker, Amani	5-11	210	3	Iowa

#31 • S KEVIN BYARD

5-11, 212, 6th Year, Middle Tennessee State

[Click for complete bio](#)



Safety **Kevin Byard** is in his sixth NFL season in 2021. He was selected by the Titans in the third round (64th overall) of the 2016 NFL Draft.

Byard did not miss a game in his first five seasons in the NFL, totaling 80 games in the regular season and six postseason games. At the conclusion of 2020, his 71 consecutive starts in the regular season was the leading current streak among all Titans players and ranked second to **Malcolm Jenkins** (119) among active NFL safeties.

Over a four-year period from 2017 through 2020, he ranked second in the NFL with 18 interceptions. Only Miami's **Xavien Howard** (22) had more in that period.

In 2020, Byard was a defensive team captain for the second consecutive season and the team's Walter Payton NFL Man of the Year nominee. His 111 tackles led the team and established a career high. Additionally, he registered one interception, seven passes defended, two quarterback pressures, one tackle for loss and one forced fumble. In one playoff game he produced five tackles, one pass defended and a quarterback pressure.

From 2017 through 2019, no NFL player had more interceptions than Byard, who had 17. His 2019 totals included a team-leading five interceptions, 10 passes defended, 91 tackles, one quarterback pressure and two tackles for loss. In three postseason games, he added 20 tackles and one interception.

In 2018, Byard finished with a team-leading four interceptions, 10 passes defended, 96 tackles and two sacks. He also completed a touchdown pass on a memorable fake punt to help defeat the Houston Texans (Sept. 16).

Byard experienced a breakthrough second-year season in 2017. He was named to the Pro Bowl and earned first-team Associated Press All-Pro honors after tying Detroit's **Darius Slay** for the NFL lead with eight interceptions. He added a pair of fumble recoveries to pace the league with 10 total takeaways.

As a rookie in 2016, Byard played in every game, starting the final seven contests at free safety. His 63 tackles were the most by a Titans rookie safety since **Tank Williams'** 69 tackles in 2002. He also ranked second on the squad with 10 special teams tackles.

During a four-year career at Middle Tennessee State University, he appeared in 49 games and notched 46 starts at safety while becoming one of the most prolific defenders in school history. He set school records with 19 career interceptions, 377 interception return yards and four interception returns for touchdowns, and he finished sixth in MTSU history with 312 career tackles. In total, he had a hand in 25 turnovers (19 interceptions, five forced fumbles and one fumble recovery) during his career and added 17 career passes defended and five tackles for loss. He was twice named first-team All-Conference USA.

As a senior in 2015, Byard appeared in 12 games with nine starts as a permanent team captain and was named first-team All-Conference USA for the second consecutive year. He ranked fourth on the team with 66 tackles and led the squad with four interceptions and six additional pass breakups.

The Lithonia, Ga., native set a career high in college with six interceptions as a junior and forced to fumbles the same season.

2021 Game Notes:

➤ **Against Arizona (9/12)**, intercepted a Kyler Murray pass and returned the ball 12 yards in the third quarter. The takeaway led to a Titans touchdown on the ensuing possession. It was his 19th career interception, which tied Keith Bulluck (19) and Miller Farr (19) for 15th place on the franchise's career interception list.

➤ **At Seattle (9/19)**, totaled three tackles.

➤ **Against Indianapolis (9/26)**, totaled five tackles and a pass defended.

➤ **At New York Jets (10/3)**, started his 75th consecutive game and was credited with six tackles and a pass defended.

➤ **At Jacksonville (10/10)**, scored a touchdown on a fumble return, finished second on the team with 10 tackles, and posted an interception and a team-high two passes defended. He registered his first career touchdown on his third career fumble recovery. On Jacksonville's first offensive series, Elijah Molden knocked the ball out of the hands of tight end Dan Arnold, and Byard picked it up and raced 30 yards for a touchdown. It was the Titans' first fumble return for a touchdown since Nov. 8, 2020 against Chicago (Deshaun King II). On the final play of the game, he intercepted a Trevor Lawrence pass in the end zone to become the ninth player in Titans/Oilers history with a fumble return for a touchdown and an interception in the same game. He became the first Titans player to accomplish the feat since cornerback Samari Rolle at Houston on Dec. 21, 2003. Byard was the NFL's first player to accomplish the feat since Denver's Kareem Jackson at Houston on Dec. 8, 2019. With his 20th career interception, he moved past Keith Bulluck (19) and Miller Farr (19) for sole possession of 15th place on the franchise's career interception list.

➤ **Against Buffalo (10/18)**, intercepted a deflected Josh Allen pass in the second quarter and returned the ball 16 yards to Buffalo's 11-yard line to set up a Titans touchdown on the subsequent drive. With his 21st career interception, he tied Gregg Bingham (21) for 14th place on the franchise's career interception list. With an interception in back-to-back games, it marked the fourth time in his career he intercepted at least one pass in consecutive contests. His three interceptions in the first six games of 2021 tied his career high through the first six weeks of a season (2019). He added two tackles against the Bills.

➤ **Against Kansas City (10/24)**, forced a fumble that was recovered by teammate Matthias Farley in the second quarter, punching the ball out of the hands of Chiefs quarterback Patrick Mahomes. It gave Byard his first forced fumble of 2021 and his second career forced fumble. He added four tackles in the contest.

Byard's Career Regular Season Statistics:

Year	GP	GS	Tackle	Sack	QBP	TFL	Int	PD	FF	FR
2016	16	7	63	1.0	3	5	0	4	0	0
2017	16	16	87	0.0	3	4	8	18	0	2
2018	16	16	96	2.0	4	0	4	10	0	0
2019	16	16	91	0.0	1	2	5	10	0	0
2020	16	16	111	0.0	2	1	1	7	1	0
2021	7	7	33	0.0	2	0	3	7	1	1
Totals	87	78	481	3.0	15	12	21	56	2	3



Byard's Career Postseason Statistics:

Year	GP	GS	Tackle	Sack	QBP	TFL	Int	PD	FF	FR
2017	2	2	16	0.0	0	0	0	0	0	0
2019	3	3	20	0.0	0	0	1	1	0	0
2020	1	1	5	0.0	1	0	0	1	0	0
Totals	6	6	41	0.0	1	0	1	2	0	0

Byard's Regular Season Single-Game Highs:**Tackles** - 16 vs. Washington (12/22/18)**Sacks** - 1 (Three times, last at N.Y. Giants, 12/16/18)**Tackles For Loss** - 2 (Twice, last at Miami, 10/8/17)**Interceptions** - 3 at Cleveland (10/22/17)**Passes Defensed** - 3 (Twice, last vs. Baltimore, 11/5/17)**Forced Fumbles** - 1 (Twice, last vs. Kansas City, 10/24/21)**Fumble Recoveries** - 1 (Three times, last at Jacksonville, 10/10/21)**Byard's Playoff Single-Game Highs:****Tackles** - 11 at Baltimore (1/11/20)**Interceptions** - 1 at Baltimore (1/11/20)**MOST INTERCEPTIONS FROM 2017-2021**

Since the beginning of the 2017 campaign, Titans safety **Kevin Byard** is second in the NFL with 21 interceptions.

Most interceptions from 2017-2021:

Player	Interceptions
1. Xavien Howard	24
2. Kevin Byard	21
3. J.C. Jackson	20
4. Marcus Peters	17
5. Tyrann Mathieu	16
Quandre Diggs	16
Darius Slay	16
Harrison Smith	16
9. (four tied)	15

FRANCHISE INTERCEPTION LEADERS

Titans safety **Kevin Byard** is tied with **Gregg Bingham** for 14th place on the franchise's all-time interceptions list. He ranks seventh among all Titans/Oilers safeties.

Most career interceptions in franchise history:

Player (Position)	Years	Int	Yds	Avg	Lg	TD
1. Jim Norton (S)	1960-68	45	592	13.2	56	1
2. Cris Dishman (CB)	1988-96	31	348	11.2	43	1
3. Fred Glick (S)	1961-66	30	390	13.0	45	1
4. Tony Banfield (CB)	1960-65	27	224	8.3	58	0
W.K. Hicks (CB)	1964-69	27	457	16.9	62	0
Darryll Lewis (CB)	1991-98	27	540	20.0	98t	5
7. Mike Reinfeldt (S)	1976-83	26	375	14.4	39	0
8. Michael Griffin (S)	2007-15	25	328	13.1	83t	1
Ken Houston (S)	1967-72	25	650	26.0	78	9
10. Zeke Moore (CB)	1967-77	24	444	18.5	74	2
11. Willie Alexander (CB)	1971-79	23	379	16.5	95t	1
Samari Rolle (CB)	1998-04	23	349	15.2	81t	1
13. Marcus Robertson (S)	1991-00	22	428	19.5	69	0
14. Gregg Bingham (LB)	1973-84	21	279	13.3	54	0
Kevin Byard (S)	2016-21	21	238	11.3	33	0

CONSECUTIVE STARTS, ACTIVE SAFETIES

Titans safety **Kevin Byard** has never missed a game in his NFL career and has started every game since the 10th game of his rookie season in 2016.

Among all current safeties, Byard's active consecutive starting streak ranks second in the NFL behind only **Malcolm Jenkins**.

Longest current starting streak among active NFL safeties:

Player	Team (2020)	Active Consecutive Starting Streak
1. Malcolm Jenkins	New Orleans Saints	124
2. Kevin Byard	Tennessee Titans	78
3. Adrian Amos	Green Bay Packers	57
4. Justin Simmons	Denver Broncos	55
5. Minkah Fitzpatrick	Pittsburgh Steelers	46

2019 NFL INTERCEPTION LEADERS

Titans safety **Kevin Byard** tied for fourth place in the NFL with five interceptions in 2019.

Most interceptions in 2019:

Player	Interceptions
1. Stephon Gilmore	6
Anthony Harris	6
Tre'Davious White	6
4. Kevin Byard	5
J.C. Jackson	5
Devin McCourty	5
Janoris Jenkins	5
Marcus Peters	5
Minkah Fitzpatrick	5
Darius Leonard	5
Kevin King	5
Joe Haden	5

INTERCEPTIONS IN FIRST FOUR SEASONS

Titans safety **Kevin Byard** totaled 17 interceptions from the time he entered the NFL in 2016 as a third-round draft pick through 2019. Since the 1970 NFL-AFL merger, his total ranked second among all franchise players in their first four seasons.

Most interceptions in a Titans/Oilers player's first four seasons, 1970-2019:

Player (Position)	First Four Seasons	Interceptions
1. Mike Reinfeldt (S)	1976-1979	19
2. Kevin Byard (S)	2016-2019	17
3. Andre Dyson (CB)	2001-2004	16
4. Michael Griffin (S)	2007-2010	15
5. Cris Dishman (CB)	1988-1991	14
Samari Rolle (CB)	1998-2001	14

Among all active NFL players in 2019, only two had more interceptions than Byard in their first four NFL seasons: **Richard Sherman** and **Marcus Peters**.

Active NFL players with the most interceptions their first four NFL seasons (through 2019):

Player (Position)	First Four Seasons	Interceptions
1. Richard Sherman (CB)	2011-2014	24
2. Marcus Peters (CB)	2015-2018	22
3. Kevin Byard (S)	2016-2019	17
Aqib Talib (CB)	2008-2011	17
5. Devin McCourty (S)	2010-2013	15
Earl Thomas (S)	2010-2013	15
Patrick Peterson (CB)	2011-2014	15
Trumaine Johnson (CB)	2012-2015	15

SEASON INTERCEPTIONS, TEAM HISTORY

Kevin Byard recorded a team-high eight interceptions in 2017. His total tied for seventh in franchise history and was the highest by any franchise player since Oilers cornerback **Rishard Johnson** picked off eight passes in 1990.

Most interceptions in a season, franchise history:

Player	Season	Position	Interceptions
1. Mike Reinfeldt	1979	S	12
Fred Glick	1963	S	12
3. Miller Farr	1967	CB	10
4. Ken Houston	1971	S	9
W.K. Hicks	1965	CB	9
Jim Norton	1961	S	9
7. Kevin Byard	2017	S	8
Richard Johnson	1990	CB	8
Pete Jaquess	1964	CB	8
Jim Norton	1962	S	8
Tony Banfield	1961	CB	8

2017 NFL LEADERS

Titans safety **Kevin Byard** tied for the NFL lead with eight interceptions in 2017, his second NFL season. He shared the top of the leaderboard with Detroit Lions cornerback **Darius Slay**.

Most interceptions in 2017:

Player	Team	Position	Interceptions
1. Kevin Byard	Tennessee	S	8
Darius Slay	Detroit	CB	8
3. Eric Weddle	Baltimore	S	6
A.J. Bouye	Jacksonville	CB	6
5. (five tied)			5

Additionally, Byard recorded two fumble recoveries on defense. His 10 total defensive takeaways were the most in the NFL.

Slay ranked second with nine takeaways, while Kansas City cornerback

Marcus Peters tied Baltimore safety **Eric Weddle** for third place with seven takeaways.

Most total defensive takeaways in 2017:

Player	Team	Interceptions	Def. Fumble Recoveries	Total Takeaways
1. Kevin Byard	Ten	8	2	10
2. Darius Slay	Det	8	1	9
3. Marcus Peters	KC	5	2	7
Eric Weddle	Bal	6	1	7
5. (four tied)				6

INTERCEPTIONS IN A GAME, TEAM HISTORY

With three interceptions at Cleveland on Oct. 22, 2017, safety **Kevin Byard** tied a franchise record and became the ninth player in franchise history to record three interceptions in a regular season game.

Byard became the first NFL player in 2017 to record three interceptions in a game and the first NFL player to do so since Philadelphia Eagles safety **Kurt Coleman** at Washington on Oct. 16, 2011. He was the first Titans player to record three interceptions in a game since linebacker **Keith Bulluck** accomplished the feat at New Orleans on Monday night, Sept. 24, 2007.

Most interceptions in a game, franchise history:

Player (Pos)	Date	Opp	Int	Yds	Avg	TD
1. Kevin Byard (S)	10/22/17	Cle	3	60	20.0	0
Keith Bulluck (LB)	9/24/07	NO	3	51	17.0	0
Samari Rolle (CB)	12/26/99	Jac	3	66	22.0	0
Marcus Robertson (S)	11/21/93	Cle	3	69	23.0	0
Willie Alexander (CB)	11/14/71	Oak	3	40	13.3	0
Ken Houston (S)	10/24/71	Pit	3	28	9.3	0
Miller Farr (CB)	10/15/67	NYJ	3	128	42.7	1
W.K. Hicks (CB)	10/31/65	Buf	3	50	16.7	0
Jim Norton (S)	12/2/62	Den	3	22	7.3	0

PLAYERS WITH INTERCEPTION & TD PASS

In a victory over the Houston Texans on Sept. 16, 2018, **Kevin Byard** completed a 66-yard touchdown pass to defensive back **Dane Cruikshank**.

Byard became the first defensive player in franchise history to record a touchdown pass, while Cruikshank became the first defensive player in team annals to record a touchdown reception. Additionally, Byard's touchdown pass was the longest by a defensive player in the Super Bowl era. The previous long was held by Los Angeles Rams defensive back **Ed Meador**, who had an 18-yard touchdown pass at Atlanta on Nov. 19, 1967.

Byard, who tied for the NFL lead in 2017 with eight interceptions, also became only the fifth player in the Super Bowl era to throw at least one touchdown pass and record at least one career interception.

NFL players in the Super Bowl era with at least one career interception and one career touchdown pass (1966 through 2018):

Player	NFL Seasons	Career Pass TDs	Career Interceptions
Kevin Byard	2016–2018	1	12
Randy Moss	1998–2012	2	1
Tom Myers	1972–1981	1	36
Eddie Meador	1966*–1970	1	26
Paul Krause	1966*–1979	1	63

* Meador played from 1959–1970; Krause played from 1964–1979

FIVE INTERCEPTIONS IN TWO GAMES

On Oct. 22, 2017 at Cleveland, Titans safety **Kevin Byard** registered three interceptions. The following game, on Nov. 5, 2017 against Baltimore, Byard tallied two interceptions to become the first player in franchise history to record five interceptions in a two-game span.

Prior to Byard, the last NFL player to accomplish the feat was Washington Redskins cornerback **DeAngelo Hall** in 2010. On Oct. 24, 2010, Hall intercepted four passes at Chicago, and seven days later at Detroit, Hall picked off another pass.

Byard became only the fifth player since the 1970 AFL-NFL merger with five interceptions over two games. In addition to Byard and Hall, the others were Patriots cornerback **Mike Haynes** in 1976, Packers cornerback **Willie Buchanon** in 1978 and Chiefs cornerback **Albert Lewis** in 1985.

Most interceptions in a two-game span, 1970–2017:

Player	Team	Season	Interceptions in Two Games
1. Kevin Byard	Ten	2017	5
DeAngelo Hall	Was	2010	5
Albert Lewis	KC	1985	5
Willie Buchanon	GB	1978	5
Mike Haynes	NE	1976	5



#37 • S AMANI HOOKER

5-11, 210, 3rd Year, Iowa

[Click for complete bio](#)

Safety **Amani Hooker** is in his third NFL season in 2021. He was selected by the Titans in the fourth round (116th overall) of the 2019 NFL Draft.

In 2020, Hooker played 16 games with three starts. He tied **Malcolm Butler** for the team lead with four interceptions and ranked fourth on the team with seven special teams tackles. Additionally, he totaled one tackle for loss and eight passes defended. He also appeared in one postseason contest.

As a rookie in 2019, Hooker played as a reserve safety in all 16 games and collected 13 tackles while ranking third on the team with eight special teams tackles.

During a three-year career at Iowa, Hooker played in 36 games with 19 starts and totaled 125 tackles, six interceptions, a sack, 3.5 tackles for loss and nine passes defended. He declared for the NFL Draft following his junior campaign.

Hooker is a native of Minneapolis, Minn.

2021 Game Notes:

- **Against Arizona (9/12)**, caught a six-yard pass from Matthias Farley on a fake punt to convert a fourth-and-four in the first quarter. He also tied for second on the squad with six tackles before leaving the game late in the second quarter.
- Placed on injured reserve on Sept. 15 and returned to the 53-man roster on Oct. 18.
- **Against Buffalo (10/18)**, returned from injured reserve and started the game. He totaled a career-high nine tackles and a forced fumble.
- **Against Kansas City (10/24)**, he was inactive with a groin injury.

Hooker's Career Regular Season Statistics:

Year	GP	GS	Tackle	Sack	QBP	TFL	Int	PD	FF	FR
2019	16	0	13	0.0	0	0	0	0	0	0
2020	16	3	44	0.0	0	1	4	8	0	0
2021	2	2	15	0.0	0	0	0	0	1	0
Totals	34	5	72	0.0	0	1	4	8	1	0

Hooker's Career Postseason Statistics:

Year	GP	GS	Tackle	Sack	QBP	TFL	Int	PD	FF	FR
2019	3	0	3	0.0	0	0	0	0	0	0
2020	1	0	0	0.0	0	0	0	0	0	0
Totals	4	0	3	0.0	0	0	0	0	0	0

Hooker's Regular Season Single-Game Highs:

Tackles - 9 vs. Buffalo (10/18/21)

Interceptions - 1 (Four times, last at Houston, 1/3/21)

Passes Defended - 2 (Twice, last at Baltimore, 11/22/20)

Hooker's Playoff Single-Game Highs:

Tackles - 2 at New England (1/4/20)

**29 - DB DANE CRUIKSHANK**

6-1, 209, 4th Year, Arizona

➤ The Chino Hills, Calif., native was selected by the Titans in the fifth round (152nd overall) of the 2018 NFL Draft.

➤ In 2020, he was limited to two games due to two separate stints on injured reserve. He totaled one interception and one special teams tackle.

➤ From 2018-19, Cruikshank tallied 18 special teams tackles which ranked second on the squad.

➤ In 2019, Cruikshank totaled a career-high 10 special teams tackles, which ranked second on the team, and blocked one extra point and one field goal. He saw action as a reserve in all 16 games and all three postseason contests. He tied for the team lead in special teams tackles four times in 2019.

➤ In 2018, he scored his first career touchdown with a 66-yard reception on a fake punt against Houston (9/16) and was named AFC Special Teams Player of the Week.

➤ During a two-year career at Arizona (2016-2017), he started all 25 games at 'spur' safety and cornerback. Cruikshank recorded 135 tackles, 1.5 sacks, seven tackles for loss, 17 passes defended, one forced fumble and intercepted five passes for 68 yards.

2021 Game Notes:

- **At Seattle (9/19)**, totaled three tackles.
- **Against Indianapolis (9/26)**, registered his first career start at safety and set a career high with six tackles.
- **At New York Jets (10/3)**, tallied four tackles on defense and also forced a fumble on a Jets kickoff return (recovered by the Jets).
- **At Jacksonville (10/10)**, set a career high with seven tackles.
- **Against Kansas City (10/24)**, tied for the team lead and set a career high with eight tackles after starting the game.

21 - S MATTHIAS FARLEY

5-11, 209, 6th Year, Notre Dame

➤ The Titans signed Matthias Farley as an unrestricted free agent during the 2021 offseason.

➤ Farley amassed 132 tackles, three interceptions, 14 passes defended, two forced fumbles and a fumble recovery, while adding 27 tackles on special teams in his first five NFL seasons (2016-20) with the Indianapolis Colts and N.Y. Jets.



➤ In 2020, Farley was named a team captain for the Jets and led the team with seven special teams tackles.

➤ In 2017, Farley started 15 games at safety for the Colts and posted a career-high 95 tackles to go along with two interceptions, seven passes defended, a forced fumble and a fumble recovery.

➤ The Charlotte N.C., native played in 52 games with 26 starts in four seasons at Notre Dame and recorded 192 tackles, 9.5 tackles for loss, 3.5 sacks, eight interceptions, 13 passes defended and a forced fumble. Collected 40 or more tackles in all four years with the Fighting Irish.

2021 Game Notes:

- **Against Arizona (9/12)**, made his Titans debut and completed a six-yard pass to Amani Hooker on a fake punt to convert a fourth-and-four in the first quarter.
- **Against Kansas City (10/24)**, credited with three tackles, one forced fumble and one fumble recovery. In the second quarter, he recorded his first fumble recovery in a Titans uniform and his second career fumble recovery, scooping up the ball after it was lost by Patrick Mahomes. In the fourth quarter, he posted his first forced fumble in a Titans uniform and his third career forced fumble, knocking the ball from the hands of Mecole Hardman. The ball was recovered by Titans linebacker Rashaan Evans.

**MORE TITANS SAFETIES****33 - S BRADY BREEZE**

6-0, 197, Rookie, Oregon

➤ The Titans selected Brady Breeze in the sixth round (215th overall) of the 2021 NFL Draft.


➤ The Lake Oswego, Ore., native totaled 95 tackles, three interceptions, eight passes defended, one forced fumble and one fumble recovery over three seasons (2017-19) at Oregon.

➤ In his final season at Oregon in 2019, he was named the 2020 Rose Bowl Defensive MVP. He tied for the most defensive touchdowns in the nation with three, and was one of eight FBS players since 2000 with two fumble returns for a touchdown and a pick-six in the same season.

2021 Notes:

- Placed on injured reserve on Sept. 3, 2021 and returned to the 53-man roster on Oct. 19.
- **Against Kansas City (10/24)**, made his NFL debut on special teams.





TITANS SPECIALISTS

PUNTERS

No.	Name	Ht	Wt	Exp	College
6	Kern, Brett	6-2	214	14	Toledo

KICKERS

No.	Name	Ht	Wt	Exp	College
14	Bullock, Randy	5-9	210	10	Texas A&M
4	Ficken, Sam (IR)	6-1	192	3	Penn State

LONG SNAPPERS

No.	Name	Ht	Wt	Exp	College
46	Cox, Morgan	6-4	233	12	Tennessee

#46 • LS MORGAN COX

6-4, 233, 12th Year, Tennessee

[Click for complete bio](#)



Long snapper **Morgan Cox** is in his 12th NFL season and his first campaign with the Titans in 2021. He was signed by the Titans as an unrestricted free agent on March 19, 2021.

In his first 11 seasons, Cox appeared in 165 regular season games for the Baltimore Ravens, serving as the team's primary long snapper after entering the NFL as an undrafted free agent in 2010. He was selected to four Pro Bowls and was a part of five playoff teams in Baltimore, totaling 10 postseason games played.

In 2020, he earned his fourth career Pro Bowl selection. He helped kicker Justin Tucker record his fifth consecutive season with at least 130 points, tying the NFL record of consecutive seasons with 130-plus points. Tucker connected on 26 of 29 field goals (89.7 percent) and was 52 of 53 on extra points (98.1 percent). Cox also snapped on all 51 of Sam Koch's 51 punts, as Koch was the NFL's only punter to place at least 20 punts (22) inside in the 20-yard line and have no more than one touchback.

A native of Collierville, Tenn., Cox played 38 games in three seasons (2007-09) as the primary long snapper at the University of Tennessee.

Cox's Career Regular Season Statistics:

Year	Team	GP	GS	SpT Tackles
2010	Bal	15	0	1
2011	Bal	16	0	0
2012	Bal	16	0	2
2013	Bal	16	0	2
2014	Bal	7	0	0
2015	Bal	16	0	0
2016	Bal	16	0	2
2017	Bal	16	0	1
2018	Bal	16	0	1
2019	Bal	16	0	0
2020	Bal	15	0	2
2021	Ten	7	0	0
NFL Totals		172	0	11

Cox's Career Postseason Statistics:

Year	Team	GP	GS	SpT Tackles
2011	Bal	2	0	0
2012	Bal	4	0	0
2018	Bal	1	0	0
2019	Bal	1	0	0
2020	Bal	2	0	0
Playoff Totals		10	0	0

#14 • K RANDY BULLOCK

5-9, 210, 10th Year, Texas A&M

[Click for complete bio](#)



Kicker **Randy Bullock** is in his 10th NFL season and his first campaign with the Titans in 2021. He was added to the practice squad on Sept. 11, 2021 and promoted to the 53-man roster four days later.

Prior to joining the Titans, Bullock appeared in 107 games over nine seasons with the Houston Texans (2012-15), New York Jets (2015), New York Giants (2016), Pittsburgh Steelers (2016 and Cincinnati Bengals (2016-20). He also had a stint with the Detroit Lions during the 2021 offseason.

Through his first nine seasons, he connected on 168 of 202 field goal attempts (83.2 percent) and 215 of 225 extra points (95.6 percent).

In 2020, he played in 12 games for the Bengals and made 21 of 26 field goal attempts and 24 of 25 extra point attempts.

In 2017, he registered a career-best rate of 90 percent on field goals (18 of 20) and also was 31 of 33 on extra point chances.

In four seasons at Texas A&M (2008-11), he set school records for total points (365), field goals (63) and extra points (176). As a senior in 2011, he was named first-team All-American and won the Lou Groza Award for college football's best placekicker.

2021 Game Notes:

- **At Seattle (9/19)**, in his Titans debut, made four of his five field goal attempts, including the game-winning field goal in overtime. He was good from 33, 30, 24 and 36 yards, the latter of which gave the Titans a 33-30 win. It was his fifth career game-winning field goal. He notched his fifth career game with at least four field goals.
- **Against Indianapolis (9/26)**, booted a 32-yard field goal in the fourth quarter and made both extra points during the game.
- **At New York Jets (10/3)**, made three of his four field goal attempts and his only extra point attempt, logging his 24th career game with at least three field goals. He made a 44-yard field goal in the first quarter and added 46- and 36-yarders in the second quarter. It was his second game of 2021 with three field goals in the first half (Sept. 19 at Seattle).
- **At Jacksonville (10/10)**, made his only field goal attempt (34 yards in the second quarter) and made four of his five PAT attempts.
- **Against Buffalo (10/18)**, made both field goals (43 yards in the second quarter and 38 yards in the fourth quarter) and made all four extra point attempts.
- **Against Kansas City (10/24)**, made both of his field goal attempts and all three of his extra point attempts. He hit both field goals in the second quarter from 34 yards and 51 yards. He booted all six of his kickoffs into the end zone for touchbacks, marking the third time in his career he had six or more kickoffs and had touchbacks on 100 percent of them.

Bullock's Career Regular Season Statistics:

Year	Team	GP	FGM	FGA	Pct	Lg	XPM	XPA	Pts
2013	Hou	16	26	35	74.3	51	26	26	104
2014	Hou	16	30	35	85.7	55	40	40	130
2015	Hou/NYJ	11	19	23	82.6	49	22	25	79
2016	NYG/Pit/Cin	5	8	9	88.9	44	9	10	33
2017	Cin	15	18	20	90.0	51	31	33	85
2018	Cin	16	19	23	82.6	51	39	41	96
2019	Cin	16	27	31	87.1	57	24	25	105
2020	Cin	12	21	26	80.8	55	24	25	87
2021	Ten	6	13	15	86.7	51	17	18	56
NFL Totals		113	181	217	83.4	57	232	243	775

Bullock's Regular Season Single-Game Highs:

- Field Goals Made** - 6 vs. Baltimore (12/21/14)
- Field Goal Attempts** - 6 vs. Baltimore (12/21/14)
- Longest Field Goal** - 57 at Miami (12/22/19)
- PATs Made** - 6 vs. Tennessee (11/30/14)
- PATs Attempted** - 6 vs. Tennessee (11/30/14)
- Points** - 19 vs. Baltimore (12/21/14)

#6 • P BRETT KERN

6-2, 214, 14th Year, Toledo

[Click for complete bio](#)

Punter **Brett Kern** is in his 14th NFL season and his 12th full campaign with the Titans in 2021. The three-time Pro Bowl selection was claimed off waivers by the Titans during the 2009 season.

During his time in Tennessee, Kern has placed his name at the top of most of the franchise's leaderboards at his position. He passed **Craig Hentrich** (861 punts) in 2020 as the organization's all-time leading punter and finished the season with 876 punts in a Titans uniform. He also concluded 2020 as the team's all-time career leader in gross punting average (45.9 yards), net punting average (40.8) and punts placed inside the 20 (355). Kern owns the top eight net punting seasons in franchise history and six of the team's top eight gross punting seasons.

In 2020, Kern appeared in 13 games, missing three contests on injured reserve. He punted 37 times for a 45.8 gross average and a 41.5-yard net average with 22 punts placed inside the 20. Since the 1991 season, Kern's 59.5 percent of punts placed inside the 20 in 2020 was the best of any player with at least 30 punts in a season.

When Kern was placed on injured reserve during the 2020 season, it ended his consecutive games played streak ended at 199 games, including his career with the Titans and Denver Broncos. At the time, he owned the fourth-longest active consecutive games played streak in the NFL. His streak with the Titans ended at 177 consecutive games played, finishing as the second-longest streak in franchise history behind **Bruce Matthews'** 232 consecutive games from 1987 to 2001.

With 183 career games with the Titans through 2020, Kern ranked fourth in franchise history behind **Bruce Matthews** (296), **Elvin Bethea** (210) and **Brad Hopkins** (194). Kern's total was the most for any player during the franchise's "Titans era" (since 1999).

In 2019, Kern was named to the Pro Bowl for the third consecutive season, and he earned first-team Associated Press All-Pro honors for the first time in his career. His 37 punts inside the 20 led the NFL, and his 43.1-yard net average ranked second in team history.

In 2018, his 47.1-yard gross average ranked fifth in team history, and his 41.7-yard net average ranked second in team annals. He set a franchise record and recorded a career high with 39 of his 74 punts inside the 20-yard line. He finished the season with a career-long streak of 16 consecutive punts placed inside the 20, including every punt in the final three games of the season.

In 2017, Kern had arguably one of the best seasons by a punter in NFL history and was named to his first career Pro Bowl in addition to earning second-team Associated Press All-Pro honors. He punted 75 times for 3,728 yards with 28 punts placed inside the 20-yard line. His 44.6-yard net average broke his own team record and finished second in NFL history behind only **Johnny Hekker's** 46.0-yard net average in 2016. Kern's 49.7-yard gross average also broke his team mark and finished eighth in NFL history.

In 2015, Kern continued his annual assault on the team's all-time punting records and accomplished a first-of-its-kind NFL feat, becoming the first punter in league history to record 80 or more punts, a net average of 40 yards, and one or zero touchbacks in a single season. His season totals included 88 punts (tied for fifth place in franchise history), a 47.4-yard gross average (second in franchise history), a 40.3 net average (third in franchise history), a career-high 34 punts inside the 20 (third in franchise history) and only one touchback (career low).

In 2014, Kern launched a career-high 88 total punts for a gross average of 46.8 yards and a net average of 40.8 yards, which broke his own single-season team record (40.4-yard net average in 2012).

Kern produced one of the best punting seasons in team history in 2012. He set then-franchise records with a gross punting average of 47.6 yards and a net punting average of 40.4 yards (he later broke both marks).

Kern was claimed by the Titans off waivers from the Denver Broncos on Oct. 27, 2009. He spent the entire 2008 season and the first six games of 2009 campaign in Denver, totaling 73 punts and a 46.5-yard average in 22 games with the Broncos.

In 2008, Kern ranked fifth in the league with a 46.7-yard punting average that marked the third-best season total by a Bronco in club history. At the time, his punting average was the best in NFL history by a rookie. He was named to the All-Rookie team by Pro Football Weekly/PFWA and The *Sporting News*.

The Grand Island, N.Y., native was originally signed by the Broncos as a rookie free agent on April 28, 2008, following four seasons at the University of Toledo.

2021 Game Notes:

- **Against Arizona (9/12)**, punted three times for a 50.3-yard gross average and a 42.3-yard net average. His first game of 2021 marked the beginning of his 13th season with the Titans. It put him in a tie with Brad Hopkins (13) for third place in franchise history for most seasons played behind only Bruce Matthews (19) and Elvin Bethea (16).
- **At Seattle (9/19)**, averaged 47.0 gross yards (47.0 net) on two punts with one punt placed inside the 20.
- **Against Indianapolis (9/26)**, recorded one punt for 42 yards.
- **At New York Jets (10/3)** and **at Jacksonville (10/10)**, he was inactive with a groin injury.
- Placed on the reserve/COVID-19 list on Oct. 12.
- **Against Kansas City (10/24)**, averaged 47.0 gross yards (47.0 net) on two punts with both punts placed inside the five-yard line during the fourth quarter. On his first punt, he pinned the Chiefs on their three-yard line with a 45-yard punt out of bounds. On his second punt of the game, he pinned the Chiefs with a 49-yard punt that was downed by the Titans on the three-yard line.

Kern's Career Regular Season Statistics:

Year	Team	GP	No	Blk	Yds	Avg	Lg	TB	In20	Net
2008	Den	16	46	0	2,150	46.7	64	4	13	37.8
2009	Den/Ten	16	64	0	2,910	45.5	67	10	27	38.5
2010	Ten	16	77	0	3,302	42.9	68	4	24	39.1
2011	Ten	16	86	0	3,747	43.6	64	7	31	39.4
2012	Ten	16	81	2	3,855	47.6	71	5	30	40.4
2013	Ten	16	78	1	3,386	43.4	63	2	32	39.7
2014	Ten	16	88	1	4,118	46.8	79	7	28	40.8
2015	Ten	16	88	0	4,175	47.4	61	1	34	40.3
2016	Ten	16	77	0	3,402	44.2	71	4	32	38.6
2017	Ten	16	75	0	3,728	49.7	74	5	28	44.6
2018	Ten	16	74	1	3,483	47.1	62	3	39	41.7
2019	Ten	16	78	0	3,672	47.1	70	2	37	43.1
2020	Ten	13	37	0	1,695	45.8	66	3	22	41.5
2021	Ten	4	8	0	381	47.6	59	0	3	44.6
Totals		209	957	5	44004	46.0	79	57	380	40.5

Kern's Career Postseason Statistics:

Year	Team	GP	No	Blk	Yds	Avg	Lg	TB	In20	Net
2017	Ten	2	10	0	447	44.7	62	0	4	41.2
2019	Ten	3	15	0	729	48.6	63	4	6	41.3
2020	Ten	1	5	0	228	45.6	53	0	4	45.6
Totals		6	30	0	1,404	46.8	63	4	14	42.0

Kern's Regular Season Single-Game Highs:

Punts - 10 (Twice, last at Miami, 10/8/17)
Gross Avg. - 60.5 vs. Pittsburgh (10/25/20)
Net Avg. - 50.2 at Miami (10/8/17)
Long Punt - 79 vs. Indianapolis (12/28/14)
In20 - 8 at Denver (10/14/19)

Kern's Playoff Single-Game Highs:

Punts - 6 (Twice, last at Baltimore, 1/11/20)
Gross Avg. - 52.5 at Baltimore (1/11/20)
Net Avg. - 45.6 (five punts) vs. Baltimore (1/10/21)
Long Punt - 63 at Baltimore (1/11/20)
In20 - 4 (Twice, last vs. Baltimore, 1/10/21)



FRANCHISE CAREER PUNTING LEADERS

On Nov. 30, 2020, **Brett Kern** passed **Craig Hentrich** (861 punts with the Titans) for first place on the franchise's all-time punting list. Kern also is the all-time career leader in Titans/Oilers history in both gross punting average and net punting average.

Most career punts, franchise history:

Player	Years	Punts
1. Brett Kern	2009-2021	884
2. Craig Hentrich	1998-2009	861
3. Jim Norton	1960-1968	522

Highest career gross punting average, franchise history (minimum 250 punts):

Player	Years	Gross Avg.
1. Brett Kern	2009-2021	45.9
2. Greg Montgomery	1988-1993	43.6
3. Craig Hentrich	1998-2009	42.9
4. Jim Norton	1960-1968	42.1
5. Cliff Parsley	1977-1982	39.8
6. Dan Pastorini	1971-1979	39.7

Highest career net punting average, franchise history (since 1976, minimum 250 punts):

Player	Years	Net Avg.
1. Brett Kern	2009-2021	40.8
2. Craig Hentrich	1998-2009	37.2
3. Greg Montgomery	1988-1993	36.6
4. Cliff Parsley	1977-1982	32.3

PCT. INSIDE THE 20 IN A SEASON SINCE 1991

Over a 30-season span from 1991 through 2020, no player with at least 30 punts in a season put a higher percentage of their punts inside the 20 than Titans punter **Brett Kern** in 2020. Twenty-two of Kern's 37 punts were placed inside the 20 for a rate of 59.5 percent.

Highest percentage of punts in a season placed inside the 20 from 1991 to 2020 (minimum 30 punts):

Player	Team	Season	Total Punts	Inside the 20	Pct. Inside the 20
1. Brett Kern	Tennessee	2020	37	22	59.5
2. Jake Bailey	New England	2020	55	31	56.4
3. Dustin Colquitt	Kansas City	2012	83	45	54.2
4. Andy Lee	San Francisco	2012	67	36	53.7
5. Mike Scifres	San Diego	2013	56	30	53.6
6. Bryan Anger	Houston	2019	45	24	53.3
7. Bryan Anger	Tampa Bay	2016	70	37	52.9
8. Mat McBriar	Dallas	2009	72	38	52.8
9. Brett Kern	Tennessee	2018	74	39	52.7
10. Sam Koch	Baltimore	2019	40	21	52.5

MOST GAMES PLAYED, TEAM HISTORY

Titans punter **Brett Kern** currently ranks fourth in franchise history in career games. He trails only **Bruce Matthews** (296), **Elvin Bethea** (210) and **Brad Hopkins** (194).

Most games played, franchise history (regular season):

Player	Position	Years	Games
1. Bruce Matthews	OL	1983-2001	296
2. Elvin Bethea	DE	1968-1983	210
3. Brad Hopkins	T	1993-2005	194
4. Brett Kern	P	2009-2021	187
5. Craig Hentrich	P	1998-2009	177
6. Gregg Bingham	LB	1973-1984	173
7. Ray Childress	DL	1985-1995	160
8. Mike Munchak	G	1982-1993	159
9. Keith Bulluck	LB	2000-2009	157
10. Benji Olson	G	1998-2007	152

2019 NFL PUNTING LEADERS

Titans punter **Brett Kern** ranks near the top of the NFL in gross punting average and net punting average in 2019.

He also is at the top of the NFL in total punts placed inside the 20.

Highest gross punting average in 2019:

Player	Team	Gross Average
1. Tress Way	Washington Redskins	49.6
2. Andy Lee	Arizona Cardinals	47.8
3. Johnny Hekker	Los Angeles Rams	47.4
4. Brett Kern	Tennessee Titans	47.1
5. Ty Long	Los Angeles Chargers	47.0
6. Logan Cooke	Jacksonville Jaguars	46.8
7. Bryan Anger	Houston Texans	46.5
8. Cameron Johnston	Philadelphia Eagles	46.4
9. Jamie Gillan	Cleveland Browns	46.2
Thomas Morstead	New Orleans Saints	46.2

Highest net punting average in 2019:

Player	Team	Net Average
1. Logan Cooke	Jacksonville Jaguars	44.5
Bryan Anger	Houston Texans	44.5
3. Tress Way	Washington Redskins	44.1
4. Brett Kern	Tennessee Titans	43.1
Thomas Morstead	New Orleans Saints	43.1
6. Britton Colquitt	Minnesota Vikings	42.6
7. Johnny Hekker	Los Angeles Rams	42.4
8. Cameron Johnston	Philadelphia Eagles	42.3
Riley Dixon	New York Giants	42.3
10. Kevin Huber	Cincinnati Bengals	42.1

Most punts placed inside the 20 in 2019:

Player	Team	Inside the 20
1. Brett Kern	Tennessee Titans	37
2. Jake Bailey	New England Patriots	36
3. Michael Dickson	Seattle Seahawks	34
Corey Bojorquez	Buffalo Bills	34
5. A.J. Cole	Oakland Raiders	33
6. Sam Martin	Detroit Lions	31
7. Kevin Huber	Cincinnati Bengals	30
Tress Way	Washington Redskins	30
9. Colby Wadman	Denver Broncos	29
Thomas Morstead	New Orleans Saints	29
J.K. Scott	Green Bay Packers	29
Riley Dixon	New York Giants	29

PERCENT INSIDE THE 20 IN 2018

Titans punter **Brett Kern** set a franchise record with 39 punts placed inside the opponent's 20-yard line in 2018. He ranked second in the NFL in the category, but he led the NFL for the highest percentage of his punts placed inside the 20 at 52.7 percent (39 of 74).

Kern finished the season with a career-long streak of 16 consecutive punts placed inside the 20, including every punt in the final three games of the season.

His 52.7 percent of punts placed inside the 20 was the highest percentage for the franchise from 1991-2018.

Highest percentage of punts placed inside the 20 in 2018:

Player	Team	Punt	In20	Pct In20
1. Brett Kern	Tennessee	74	39	52.7
2. Tress Way	Washington	79	41	51.9
3. Corey Bojorquez	Buffalo	45	22	48.9
4. Johnny Hekker	L.A. Rams	43	21	48.8
5. Trevor Daniel	Houston	74	36	48.6
6. Dustin Colquitt	Kansas City	45	21	46.7
7. Pat O'Donnell	Chicago	62	28	45.2
8. Sam Koch	Baltimore	60	27	45.0
9. Jordan Berry	Pittsburgh	63	28	44.4
10. Sam Martin	Detroit	74	32	43.2

NET AVERAGE IN A SEASON, TEAM HISTORY

Titans punter **Brett Kern** owns the top eight net punting seasons in franchise history and nine of the team's top 11 net punting seasons.

In 2017, he shattered his own franchise record (40.76 net average in 2014) by averaging 44.56 net yards on 75 punts.

He initially set the club mark for the first time in 2011 with a 39.37-yard net average, eclipsing **Craig Hentrich's** 1998 net average of 39.22 yards.

Highest single-season net punting average, franchise history:

Player	Year	Net Average
1. Brett Kern	2017	44.56
2. Brett Kern	2019	43.12
3. Brett Kern	2018	41.69
4. Brett Kern	2014	40.76
5. Brett Kern	2012	40.36
6. Brett Kern	2015	40.34
7. Brett Kern	2013	39.70
8. Brett Kern	2011	39.37
9. Craig Hentrich	1998	39.22
10. Greg Montgomery	1993	39.13
11. Brett Kern	2010	39.06

SINGLE-SEASON NET AVG, NFL HISTORY

Brett Kern led the NFL with a 44.6-yard net punting average in 2017. His average ranked second in NFL history. The only better single-season net punting average in NFL history was Rams punter **Johnny Hekker's** 46.0-yard net average in 2016.

Highest single-season net punting average, NFL history (through 2018):

Player	Year	Team	Net Average
1. Johnny Hekker	2016	LAR	46.0
2. Brett Kern	2017	Ten	44.6
3. Johnny Hekker	2017	LAR	44.3
4. Johnny Hekker	2013	StL	44.2
Sam Martin	2016	Det	44.2
6. Andy Lee	2011	SF	44.0
7. Shane Lechler	2009	Oak	43.9
8. Johnny Hekker	2015	StL	43.7
9. Sam Koch	2014	Bal	43.3
10. (two tied)			43.2



SINGLE-SEASON GROSS AVG, TEAM HISTORY

Brett Kern's 2017 gross punting average (49.71) broke his own franchise record. He initially set the franchise mark in 2012 by surpassing **Craig Hentrich's** 47.22-yard gross average from 1998.

Highest single-season gross punting average, franchise history:

Player	Year	Gross Average
1. Brett Kern	2017	49.71
2. Brett Kern	2012	47.59
3. Brett Kern	2015	47.44
4. Craig Hentrich	1998	47.22
5. Brett Kern	2019	47.08
6. Brett Kern	2018	47.07
7. Greg Montgomery	1992	46.92
8. Brett Kern	2014	46.80
9. Greg Montgomery	1993	45.59
10. Reggie Roby	1996	44.37

SINGLE-SEASON GROSS AVG, NFL HISTORY

Titans punter **Brett Kern** led the NFL with a 49.7-yard gross punting average in 2017. His average ranked eighth in NFL history and was the highest of any player since 2012.

Highest single-season gross punting average, NFL history (through 2018):

Player	Year	Team	Gross Average
1. Sammy Baugh	1940	Was	51.4
2. Shane Lechler	2009	Oak	51.1
3. Andy Lee	2011	SF	50.9
4. Shane Lechler	2011	Oak	50.8
5. Brandon Fields	2012	Mia	50.2
6. Thomas Morstead	2012	NO	50.1
7. Donnie Jones	2008	StL	50.0
8. Brett Kern	2017	Ten	49.7
9. Pat McAfee	2016	Ind	49.3
10. Shane Lechler	2007	Oak	49.1

SINGLE-GAME GROSS AVERAGE, TEAM HISTORY

On Oct. 25, 2020 against Pittsburgh, **Brett Kern** set a new franchise record and a career high with a gross punting average of 60.5 yards (minimum requirement of four punts).

Kern has recorded seven of the franchise's top 11 single-game gross punting averages (minimum four punts).

Highest single-game gross punting average, since 1976 (min. 4 punts):

Player	Date	Opp	Punts	Gross Avg
1. Brett Kern	10/25/20	Pittsburgh	4	60.5
2. Greg Montgomery	12/27/92	Buffalo	5	59.2
3. Greg Montgomery	09/19/93	San Diego	5	57.6
4. Craig Hentrich	11/04/01	Jacksonville	4	57.5
5. Brett Kern	09/24/17	Seattle	6	56.8
6. Brett Kern	11/12/17	Cincinnati	6	56.5
7. Craig Hentrich	11/15/98	Pittsburgh	4	55.3
8. Brett Kern	10/08/17	Miami	10	54.9
9. Brett Kern	12/28/14	Indianapolis	7	54.7
10. Brett Kern	12/20/15	New England	5	54.4
11. Brett Kern	01/03/10	Seattle	4	53.5

SINGLE-GAME NET AVERAGE, TEAM HISTORY

On Oct. 8, 2017 at Miami, **Brett Kern** punted 10 times for 549 yards with no blocks and no touchbacks, averaging 54.9 yards per attempt. The Dolphins returned seven of the punts for 47 total yards. Kern's net punting average of 50.2 set a career high and set the franchise's single-game record, topping **Greg Montgomery's** previous mark of a 49.8-yard net average against the San Diego Chargers on Sept. 19, 1993 (statistic tracked since 1976).

In doing so, Kern became the first NFL player to punt at least 10 times and finish a game with a net punting average of at least 50 yards.

Kern has recorded nine of the franchise's top 12 net punting performances.

Highest single-game net punting average, since 1976 (min. 4 punts):

Player	Date	Opp	Punt	Gross Avg	TB	In20	Net Avg
1. Brett Kern	10/8/17	Mia	10	54.9	0	4	50.2
2. Brett Kern	11/10/19	KC	4	51.0	0	2	49.8
3. Greg Montgomery	9/19/93	SD	5	57.6	1	0	49.8
4. Greg Montgomery	12/27/92	Buf	5	59.2	1	2	49.4
5. Brett Kern	10/6/19	Buf	6	49.7	0	1	49.3
6. Brett Kern	11/25/12	Jax	4	50.3	0	1	49.0
7. Brett Kern	11/9/14	Bal	8	51.8	0	0	48.8
8. Brett Kern	10/26/14	Hou	6	51.7	0	2	48.7
9. Brett Kern	9/16/12	SD	7	51.6	1	3	48.6
10. Craig Hentrich	11/4/01	Jac	4	57.5	0	2	48.5
11. Brett Kern	10/1/17	Hou	5	49.2	0	1	48.4
12. Brett Kern	9/24/17	Sea	6	56.8	1	2	48.2

MOST CONSECUTIVE GAMES, TEAM HISTORY

Punter **Brett Kern** played in 177 consecutive games for the Titans before the streak came to an end against the Chicago Bears on Nov. 8, 2020. His streak ranks second in franchise history, behind only Hall of Fame offensive lineman **Bruce Matthews** (232).

Most consecutive games played in franchise history (regular season):

Player	Position	Years	Consec. Games
1. Bruce Matthews	OL	1987–2001	232
2. Brett Kern	P	2009–2020	177
3. Robert Brazile	LB	1975–1984	147
4. Craig Hentrich	P	1998–2007	146
5. Rob Bironas	K	2005–2013	144
6. Beau Brinkley	LS	2012–2020	135
Keith Bulluck	LB	2000–2009	135
Elvin Bethea	DE	1968–1977	135
9. Gregg Bingham	LB	1973–1981	134
10. Eddie George	RB	1996–2003	128



2017 NFL PUNTING LEADERS

Titans punter **Brett Kern** finished in first place on the 2017 NFL leaderboard in gross punting average and net punting average.

Highest gross punting average in 2017:

Player	Team	Gross Average
1. Brett Kern	Tennessee	49.7
2. Shane Lechler	Houston	49.0
3. Drew Kaser	LA Chargers	48.1
4. Johnny Hekker	LA Rams	47.9
5. Britton Colquitt	Cleveland	47.6
6. Marquette King	Oakland	47.4
7. Andy Lee	Arizona	47.3
8. Thomas Morstead	New Orleans	47.0
Pat O'Donnell	Chicago	47.0
10. Kevin Huber	Cincinnati	46.6

Highest net punting average in 2017:

Player	Team	Net Average
1. Brett Kern	Tennessee	44.6
2. Johnny Hekker	LA Rams	44.3
3. Marquette King	Oakland	42.7
4. Rigoberto Sanchez	Indianapolis	42.6
5. Michael Palardy	Carolina	42.4
6. Thomas Morstead	New Orleans	42.2
7. Justin Vogel	Green Bay	41.6
8. Chris Jones	Dallas	41.4
9. Drew Kaser	LA Chargers	41.3
Shane Lechler	Houston	41.3

MORE TITANS SPECIALISTS

4 - K SAM FICKEN

6-1, 192, 3rd Year, Penn State

➤ Ficken was claimed off waivers from the New York Jets on Aug. 1, 2021.

➤ Prior to joining the Titans, he appeared in 28 games over four seasons with the Los Angeles Rams (2017-18) and New York Jets (2019-20). During that time he made 35 of 48 field goals (72.9 percent), including a long of 54, and 49 of 56 extra point tries (87.5 percent).

➤ Additionally, Ficken recorded 111 kickoffs for 7,037 yards (63.4-yard avg.) with 63 touchbacks before joining the Titans.

➤ Ficken originally entered the NFL as an undrafted free agent with the Jacksonville Jaguars in 2016 and has also spent time with the Kansas City Chiefs, Seattle Seahawks and Green Bay Packers.

➤ A native of Valparaiso, Ind., he appeared in 40 games over four seasons at Penn State (2011-14) and finished his career ranked second in school annals in field goals made (54). He led the team in scoring each year from 2012-14, and as a senior (2014), he set the single-season school record for field goals made (24).

2021 Game Notes:

➤ Placed on injured reserve on Sept. 11, 2021.



TITANS PRACTICE SQUAD CAPSULES



TITANS PRACTICE SQUAD

No.	Name	Pos	Ht	Wt	Exp	College
95	Anderson, Abdullah	DE	6-3	303	2	Bucknell
7	Barkley, Matt	QB	6-2	234	9	Southern California
36	Boddy-Calhoun, Briean	CB	5-9	193	4	Minnesota
25	Carter, Jamal	S	6-1	215	4	Miami (Fla.)
44	Carter, Tory	FB	6-0	229	R	Louisiana State
45	Cole, Dylan	LB	6-0	237	5	Missouri State
69	DiLauro, Christian	T	6-6	300	1	Illinois
10	Fitzpatrick, Dez	WR	6-2	208	R	Louisville
84	Fort, Austin	TE	6-4	244	3	Wyoming
66	Gray, Derwin	OL	6-4	320	2	Maryland
23	Jones, Chris	CB	6-0	200	3	Nebraska
12	Kinsey, Mason	WR	5-10	198	1	Berry College
67	Murray, Jimmy	C	6-5	305	3	Holy Cross
78	Peko, Kyle	DT	6-1	305	3	Oregon State
97	Reid, Caraun	DT	6-2	292	7	Princeton
57	Roos, Jordan	G	6-3	302	3	Purdue

95 - DE ABDULLAH ANDERSON

6-3, 303, 2nd Year, Bucknell

- Anderson was signed by the Titans as a free agent on Sept. 29, 2021.
- Prior to joining the Titans in 2021, he had stints with the Chicago Bears (2018-20), Minnesota Vikings (2020), Pittsburgh Steelers (2021) and Green Bay Packers (2021). He totaled four tackles, one sack and one tackle for loss in seven total games.
- In 2020, he played in one game for the Vikings.
- In 2019, he appeared in six games for the Bears, registering four tackles, one sack and one tackle for loss.
- He originally entered the NFL as an undrafted college free agent with Chicago in 2018 and spent his rookie season on the team's practice squad.
- At Bucknell University, Anderson played 43 games and totaled 171 tackles, 15.5 sacks, 33.5 tackles for loss, four blocked kicks, two fumble recoveries and one interception.

14 - QB MATT BARKLEY

6-2, 234, 9th Year, Southern California

- Barkley was signed by the Titans as a free agent on Aug. 5, 2021.
- Prior to joining the Titans, Barkley appeared in 19 games with seven starts and completed 212 passes for 2,699 yards and 11 touchdowns during stints with the Philadelphia Eagles, Chicago Bears, and Buffalo Bills.
- In 2020, Barkley appeared in five games for the Bills. He completed 11 passes for 197 yards and a touchdown.
- In 2016, Barkley played for the Bears and set career highs with six starts, 216 attempts, 129 completions, 1,611 yards and eight touchdowns. He made his first career start against the Titans, completing 28 passes for 316 yards and three touchdowns.
- He was originally drafted by the Philadelphia Eagles in the fourth round (98th overall) in the 2013 NFL Draft.
- A native of Newport Beach, Calif., he was a four-year starter at the University of Southern California, where he set school career records for passing yards (12,327), completions (1,001), passing touchdowns (116) and 300-yard games (15). He left USC as the Pac-12 Conference's all-time leading passer and was the only player to throw more than 100 touchdowns (116) in a career.

36 - CB BRIEAN BODDY-CALHOUN

5-9, 193, 4th Year, Minnesota

- Boddy-Calhoun was signed by the Titans on July 28, 2021.
- Prior to arriving in Tennessee, he appeared in 47 career NFL games with 22 starts, tallying 151 tackles, three interceptions, one touchdown, two forced fumbles, and three sacks during his stints with Cleveland (2016-18), Indianapolis (2019), Houston (2019), and San Francisco (2020).
- In 2020, Boddy-Calhoun appeared in one game for the 49ers and spent the rest of the season on San Francisco's practice squad.
- In 2018, he appeared in a career-high 16 games making eight starts and setting career highs in tackles (56) and QB hits (3).
- In his NFL debut in 2016, Boddy-Calhoun recorded an interception and returned it for a touchdown on Sept. 25, 2016 at Miami. He would finish his rookie season with a career-high three interceptions.
- A native of Wilmington, Del., he appeared in 24 games collecting 99 tackles, nine interceptions, 24 pass defended, and one touchdown.

25 - S JAMAL CARTER

6-1, 215, 4th Year, Miami (Fla.)

- Signed by the Titans as an unrestricted free agent on August 18, 2021.
- Prior to joining the Titans, Carter appeared in 28 games and recorded 26 tackles and two pass defended during his time with Denver (2017) and Atlanta (2019-20).
- In 2020, he appeared in one game (Oct. 5) and made five tackles, four of which were solo. He spent the remainder of the season on Atlanta's practice squad.
- As a rookie in 2017, Carter saw action in 16 games and tallied a career-high 11 tackles.
- The Naranja, Fla., native appeared in 37 games and finished with 156 tackles, one interception, and one forced fumble during his three years at the University of Miami (Fla.).

44 - FB TORY CARTER

6-0, 229, Rookie, Louisiana State

- Signed by the Titans as an undrafted free agent on May 14, 2021.
- A native of Valdosta, Ga., he appeared in 42 games with six starts at fullback/tight end over four seasons at Louisiana State (2017-20) and caught 16 passes for 157 yards and two touchdowns.
- As a senior in 2020, Carter saw action in seven games with one start at fullback and caught four passes for 42 yards, including a long of 15.

45 - LB DYLAN COLE

6-0, 237, 5th Year, Missouri State

- Signed to the Titans practice squad on Oct. 13, 2021.
- Cole played four years with the Houston Texans (2017-20) after originally signing as an undrafted free agent. He played in 37 games for the Texans and totaled 67 tackles, two interceptions, one fumble recovery and 19 special teams stops.
- In 2020, Cole saw action in six games and recorded six tackles.
- In his rookie season in 2017, he played in 12 games with one start, and tallied a career highs in tackles (32), interceptions (two), sacks (one), and tackles for loss (four).
- A native of Springfield, Mo., Cole earned All-American honors as a senior at Missouri State after he led all FCS players in total tackles per game (12.9) and was second nationally in solo tackles per game (7.7).

69 - OL CHRISTIAN DILAURO

6-6, 300, 1st Year, Illinois

- Christian DiLauro joined the Titans during the 2021 offseason.
- DiLauro originally signed with the Cleveland Browns as an undrafted free agent following the 2018 NFL Draft and then spent most of his rookie campaign on the San Francisco 49ers' practice squad.
- In 2019, he spent most of the season with the Pittsburgh Steelers after a stint with the Houston Texans, and he remained with the Steelers through training camp in 2020.
- The Uniontown, Ohio, native played in 48 games with 38 starts during his career at the University of Illinois.

10 - WR DEZ FITZPATRICK**6-2, 203, Rookie, Louisville**

- The Titans selected Dez Fitzpatrick in the fourth round (109th overall) of the 2021 NFL Draft.
- A native of Farmington Hills, Mich., he played four seasons at Louisville (2017-20) and recorded 154 receptions for 2,589 yards with 21 touchdowns during his career. His 154 receptions ranked ninth in Louisville annals, and his 2,589 receiving yards ranked sixth in Cardinals history.
- He tied for fifth in program history with 21 career touchdown catches and tied for 10th in team annals with eight 100-yard receiving games.
- In 2020, he appeared in 11 games with nine starts and finished the season with 43 catches for 833 yards and three touchdowns.

84 - TE AUSTIN FORT**6-4, 244, 3rd Year, Wyoming**

- Fort was signed to the practice squad on Sept. 14, 2021.
- He originally entered the NFL as an undrafted college free agent with the Denver Broncos in 2019.
- As a rookie with the Broncos in 2019, he suffered an ACL injury during a preseason game that caused him to spend both 2019 and 2020 on injured reserve for the Broncos. He was released during Denver's 2021 training camp.
- A native of Gillette, Wyo., Fort appeared in 30 games as a tight end at the University of Wyoming after converting positions from quarterback.

66 - OL DERWIN GRAY**6-4, 320, 2nd Year, Maryland**

- Gray initially joined the Titans when he was claimed off of waivers from the Jacksonville Jaguars on Aug. 25, 2021. He spent time on the practice squad prior to the regular season opener and then re-joined the practice squad on Oct. 12.
- In 2020, Gray made his NFL Debut on Sept. 20, 2020 with the Pittsburgh Steelers. He would go on to appear in five total games during the season.
- Originally selected by the Pittsburgh Steelers in the seventh round (219th overall) of the 2019 NFL Draft.
- A native of Washington, D.C., he appeared in 35 games and was a 2018 honorable mention All-Big Ten during his four-year career at the University of Maryland.

23 - CB CHRIS JONES**6-0, 200, 3rd Year, Nebraska**

- The Titans signed Chris Jones as a free agent during the 2021 offseason.
- Jones spent time with the Lions (2018 and 2020), Arizona Cardinals (2018-2020) and Minnesota Vikings (2020) prior to arriving in Tennessee, totaling 22 games played and six starts with 41 tackles.
- In 2020, Jones appeared in nine total games, including eight games and three starts with the Vikings. He registered 19 tackles with Minnesota to set a career high.
- In 2019, he established a then-career high with 11 games played (three starts) as well as a 18 tackles for the Cardinals.
- Jones was signed by the Detroit Lions as an undrafted free agent.
- A native of Jacksonville, Fla., he played 45 games in four years (2014-17) at Nebraska, totaling five interceptions and 16 passes defensed.

12 - WR MASON KINSEY**5-10, 198, 1st Year, Berry College**

- The Titans brought back Mason Kinsey during the 2021 offseason after they had originally signed him as a rookie free agent following the 2020 NFL Draft.
- He has also spent time on the New England Patriots' practice squad.
- A native of Demorest, Ga., he appeared in 43 games with 35 starts over four seasons at Berry College (2016-19). Totaled 203 receptions for 3,343 yards and 50 touchdowns, all of which rank first in program history. His career receiving yardage and touchdowns set Southern Athletic Association records.
- As a senior (2019), he started all 11 games and caught 65 passes for 1,221 yards and 16 touchdowns. Returned 13 kicks for 375 yards and one touchdown and returned 17 punts for 181 yards. Earned All-SAA first team recognition.

67 - C JIMMY MURRAY**6-5, 305, 3rd Year, Holy Cross**

- Murray was signed to the Titans practice squad on Oct. 12, 2021.
- He was originally signed by Kansas City as an undrafted college free agent in 2018. As a rookie, he played in two games for Kansas City at center.
- He spent the 2019 and 2020 season with the Jets.
- The Wilmette, Ill., native played 44 games at Holy Cross University.

78 - DT KYLE PEKO**6-1, 305, 3rd Year, Oregon State**

- Peko rejoins the Titans, where he spent a portion of training camp, after being signed to the practice squad on Oct. 13, 2021.
- He has appeared in 13 regular season games and amassed 13 career tackles over three NFL campaigns (2016-19) with the Denver and Buffalo.
- In 2020, he was a COVID-19 opt out.
- In 2017, Peko saw action in six games and recorded a six tackles.
- Peko originally signed with the Broncos as an undrafted free agent in 2016, and has also spent time with the Indianapolis Colts.
- The La Habra, Calif., native started 12 games over one season (2014) at Oregon State and posted 45 tackles, two sacks, 4.5 tackles-for-loss, and two blocked kicks.
- Peko transferred to Oregon State before the 2015 season from Cerritos Community College where he recorded 85 tackles, 11 sacks, and 11.5 tackles-for-loss over two seasons (2012-2013).

97 - DT CARAUN REID**6-2, 292, 7th Year, Princeton**

- Reid was signed to the Titans practice squad on Oct.5, 2021.
- Prior to joining the Titans, he appeared in 54 total games over seven seasons with the Detroit Lions (2014-15, 2017), the San Diego Chargers (2016), Dallas Cowboys (2018), Arizona Cardinals (2019) and Jacksonville Jaguars (2020). His statistical totals in that time included 55 tackles, 3.5 sacks, 11 tackles for loss, one forced fumble and two fumble recoveries.
- In 2020, he spent the season with the Jaguars and played in seven total games with five tackles.
- He set career highs in 2015 with the Detroit Lions in games played (14), starts (12), tackles (29), sacks (two), and tackles for loss (seven).
- He was originally a fifth-round selection by the Lions in the 2014 NFL Draft.
- The Bronx, N.Y., native played in 40 total games at Princeton (2009-2013), totaling 168 tackles and 20.5 sacks.

57 - G JORDAN ROOS**6-3, 302, 3rd Year, Purdue**

- Roos was signed by the Titans on Aug. 7, 2021 and later added to their practice squad on Sept. 1, 2021.
- Roos saw action in 14 games while with Seattle. He has also spent time with Las Vegas and New England.
- The Celina, Texas, native appeared in 47 games and registered 24 consecutive starts his final two years at Purdue University.

MEDIA CONTACT INFORMATION

Titans Practice Facility/Training Camp Site:

Saint Thomas Sports Park
460 Great Circle Road
Nashville, TN 37228

Nissan Stadium:

One Titans Way
Nashville, TN 37213

Media Resources:

www.TennesseeTitans.com/media

Phone:

(615) 565-4000 (main)
(615) 565-4100 (media relations)
(615) 565-4200 (ticket office)

Titans Media Relations:

Robbie Bohren | Senior Director of Communications
rbohren@titans.nfl.com
Dwight Spradlin | Director of Media Relations
dspradlin@titans.nfl.com
Jared Puffer | Media Relations Manager
jpuffer@titans.nfl.com
Kim Smith | Media Relations Coordinator
ksmith@titans.nfl.com
Lucas Medeiros | Media Relations Seasonal Assistant
Lmeideiros@titans.nfl.com

TV RATINGS

2021 Titans television ratings in the Nashville market:

Date/Opp	Day/Time	Network	Rating/Share	HH (000)	Rank
9/12 vs Ari	Sun. noon	CBS	24.9/48	229	1
9/19 at Sea	Sun. 3:25 p.m.	CBS	29.4/48	270	1
9/26 vs. Ind	Sun. noon	CBS	24.0/49	207	1
10/3 at NYJ	Sun. noon	CBS	29.3/52	252	1
10/10 at Jax	Sun. noon	CBS	24.1/48	207	1
10/18 vs. Buf	Mon. 7:15 p.m.	ESPN/WZTV	29.9/48	257	1
10/24 vs. KC	Sun. noon	CBS	TBA	TBA	TBA
10/31 at Ind	Sun. noon	CBS			
11/7 at LAR	Sun. 7:20 p.m.	NBC			
11/14 vs. NO	Sun. noon	CBS			
11/21 vs. Hou	Sun. noon	CBS			
11/28 at NE	Sun. noon	CBS			
12/12 vs. Jax	Sun. noon	CBS			
12/19 at Pit	Sun. noon	CBS			
12/23 vs. SF	Thu. 7:20 p.m.	NFLN			
1/2 vs. Mia	Sun. noon	CBS			
1/9 at Hou	Sun. noon	CBS			
2021 Regular Season Average			27.1/49	238	

Note: One rating point is equal to 9,196 TV homes in the Nashville television market

Previous yearly Titans television ratings in the Nashville market (regular season only):

Season	Rtg/Shr	Season	Rtg/Shr	Season	Rtg/Shr
2020	25.8/47	2012	23.5/39	2004	26.5/48
2019	24.1/44	2011	27.7/46	2003	33.4/57
2018	22.7/39	2010	30.2/50	2002	26.8/49
2017	19.9/35	2009	30.9/50	2001	24.5/42
2016	22.0/38	2008	32.4/55	2000	29.1/50
2015	21.3/37	2007	28.6/49	1999	19.8/35
2014	20.7/36	2006	23.0/42		
2013	25.0/41	2005	21.8/42		

STREAMING TITANS GAMES

Local & Primetime Games Only

Watch Titans games live for free in the official Titans Mobile App (iOS & Android) and on TennesseeTitans.com mobile web.

Primetime and nationally televised games are free and available to anyone located in the United States. Local market games are restricted. Please check local TV listings for availability.

Be sure to "Allow Location Access" if and when prompted to access the live stream.

For more information, [CLICK HERE](#).

[DOWNLOAD THE TITANS MOBILE APP](#)

Geographic and device restrictions apply. Local & primetime games only. Data charges may apply.



Titans All Access

Airs locally throughout the season on Nashville's FOX 17 on Friday nights at 11:05 p.m.

It also airs Saturdays in Nashville on MyTV 30 at 10:30 a.m. and on CW 58 at 3:00 p.m. Titans All Access also has affiliates in Chattanooga, Knoxville, Memphis, Jackson, Huntsville, Ala., and Paducah, Ky.



The Mike Vrabel Show

Airs throughout the season on Tuesday nights at 6:30 p.m. CT on WKRN Channel 2.



Titans Blitz

Airs throughout the season in Nashville on Wednesday nights at 6:30 p.m. on MyTV 30 and Friday nights at 10:35 p.m. on FOX 17.



The OTP: Official Titans Podcast

Hosted by Mike Keith and Amie Wells, The OTP features contributions from TitansOnline senior writer/editor Jim Wyatt, Titans Radio analyst Dave McGinnis and various Titans players and guests each week.



A Titans Story: Mississippi Made

A three-part original series that explores the intersecting paths of wide receiver A.J. Brown and defensive tackle Jeffery Simmons.



Titans Radio

Titans Radio brings football to fans across the Mid-South in one of the NFL's largest radio networks, including Nashville flagship 104.5 The Zone. Play-by-play announcer **Mike Keith** connection with pro football across the Mid-South dates back to 1996, a year before the Oilers arrived in Tennessee, and he became the "Voice of the Titans" in 1999. Former Titans assistant coach and NFL head coach **Dave McGinnis** began serving as Titans Radio's color analyst in 2017, while Titans Radio gameday host **Rhett Bryan's** involvement with the broadcast dates back to 1997. **Amie Wells** has been reporting on the sidelines since 2018.

TITANS RADIO WEEKLY PROGRAMMING

Monday:

"The Mike Vrabel Show" | 6-7 p.m. | Titans Radio/104.5 The Zone

Tuesday:

"Mac Talk" with Dave McGinnis | 6-7 p.m. | 104.5 The Zone

Wednesday:

"Titans Tonight" with Keith Bulluck | 6-7 p.m. | Titans Radio/104.5 The Zone

Sunday (Noon Kickoff):

"Countdown to Kickoff" | 10-11 a.m. | 104.5 The Zone

"Titans Countdown" | 11 a.m.-12 p.m. | Titans Radio/104.5 The Zone

"Titans Talkback" | 3-5 p.m. | 104.5 The Zone

TITANS RADIO AFFILIATES

Flagship

Nashville WGFY FM 104.5

Tennessee

Camden	WRJB	FM	95.9
	WFWL	AM	1220
Chattanooga	WGOW	FM	102.3
		AM	1150
Clarksville	WKFN	AM	540
		FM	104.1
Cleveland	WCLE	FM	104.1
Columbia	WMCP	AM	1280
Cookeville	WKXD	FM	106.9
Dickson	WDKN	AM	1260
Franklin	WAKM	AM	950
Greeneville	WIKQ	FM	103.1
Jackson	WZDQ	FM	102.3
Knoxville	WOKI	FM	98.7
Lebanon	WANT	FM	98.9
Lebanon	WCOR	AM	1490
Lewisburg	WJJM	FM	94.3
Manchester	WMSR	FM	107.9
		AM	1320
Memphis	WKIM	FM	98.9
Morristown	WCRK	FM	105.7
Nashville	WGFY	FM	104.5
Shelbyville	WZNG	FM	100.9
		AM	1400
Tri-Cities	WXSM	AM	640
Union City	WQAK	FM	105.7

Tennessee

Waverly	WQMV	FM	93.5
		AM	1060
Winchester	WCDD	AM	1340

Alabama

Birmingham	WJOX	FM	94.5
Bridgeport	WJTW	AM	1480
Florence	WQLT	FM	107.3
Foley	WHEP	FM	92.5
		AM	1310
Huntsville	WUMP	AM	730
Huntsville	WVNN	AM	770
		FM	92.5
Scottsboro	WWIC	AM	1050

Kentucky

Benton	WCBL	AM	1290
Bowling Green	WPTQ	FM	105.3
Cadiz	WKDZ	FM	106.5
Henderson	WSON	AM	860
		FM	96.5
Madisonville	WWKY	FM	97.7
Murray	WFGS	FM	103.7
Owensboro	WVJS	FM	92.9
		AM	1420
Paducah	WPAD	FM	99.5
		AM	1560

NISSAN STADIUM GAMEDAY MEDIA INFORMATION

MEDIA RELATIONS CONTACTS

Titans Media Relations (Press Box Seats 1-7): (615) 565-4450
 Robbie Bohren, Senior Director of Media Relations
 Dwight Spradlin, Director of Media Relations
 Jared Puffer, Media Relations Manager (Field Contact)
 Kim Smith, Media Relations Coordinator
 Lucas Medeiros, Media Relations Seasonal Assistant (Media Will Call)
 Visiting Team Media Relations (Press Box Seats 29-32): (615) 565-4452

DIRECTIONS TO NISSAN STADIUM

FROM AIRPORT TO NISSAN STADIUM (APPROXIMATELY 15 MINUTES): Take I-40 West toward Nashville/Memphis to I-24 West (before downtown). Exit at James Robertson Parkway (Exit 48). Turn left at first light (Interstate Drive). Turn right on Woodland Street. Nissan Stadium will be on the left. Follow signs to parking lot ("M" lot on northwest corner/river side of stadium).

NISSAN STADIUM MEDIA WILL CALL/MEDIA ENTRANCE

The media will call window and media entrance are located in the northwest corner of Nissan Stadium near Gate 6. The media will call window opens three hours prior to kickoff.

FIELD MEDIA VESTS

All members of the media with field access during the game must wear a media vest. Still and video photographers will be issued tan vests, while team-affiliated video photographers (coaches' shows, etc.) will be issued gray vests. Additionally, media with in-game field access will be issued an armband. All vests and armbands must be obtained prior to each game at the check-in table. All vests must be returned at the conclusion of the game to Titans personnel or a designated vest receptacle.

NISSAN STADIUM PRESS BOX INTERNET ACCESS

Wireless internet access is available free of charge in the Nissan Stadium press box. The login information will be available upon arrival in the press box. A limited number of ethernet lines also are available. Accessing the wireless network works the same in the Nissan Stadium press box as it does in most areas with free connectivity. Titans staff may be able to assist in a limited manner, but you should first contact your company's I.T. department with any questions.

FROM NISSAN STADIUM PRESS BOX TO INTERVIEW ROOMS

Take the press box elevator (Level 3) to field level (Level 1). The Titans interview room is immediately on the right. Turn left and continue straight along the concourse to reach the visiting team's interview room (white line).

POSTGAME POLICIES

Reporters with press box credentials will not be allowed on the field during pre-game activities or during the game itself. Press box credentials do NOT provide access to the field at the two-minute warning in the fourth quarter. Media will be allowed to gather in the Titans interview room to watch the end of the game or remain in the press box to make the short walk down to the field level at the conclusion of the game. Interviews with Titans players are not permitted on the field following the game. The press conference will begin approximately 10 minutes following the conclusion of the game and will be held in the interview room across from the Titans locker room. Key players also will be brought to the interview room. The press conference audio will be played live over the press box speakers.

POSTGAME QUOTES

Quotes from each team's head coach and key players will be transcribed and distributed throughout the Nissan Stadium press box following the game. The quotes also will be available at www.TennesseeTitans.com/media.

POOL REPORTS

Pool reporters are assigned by the Pro Football Writers of America. They are the only reporters allowed in the officials' locker room. Requests for pool reports must be made in advance. Pool reports will be recorded, transcribed and then distributed in the press box.

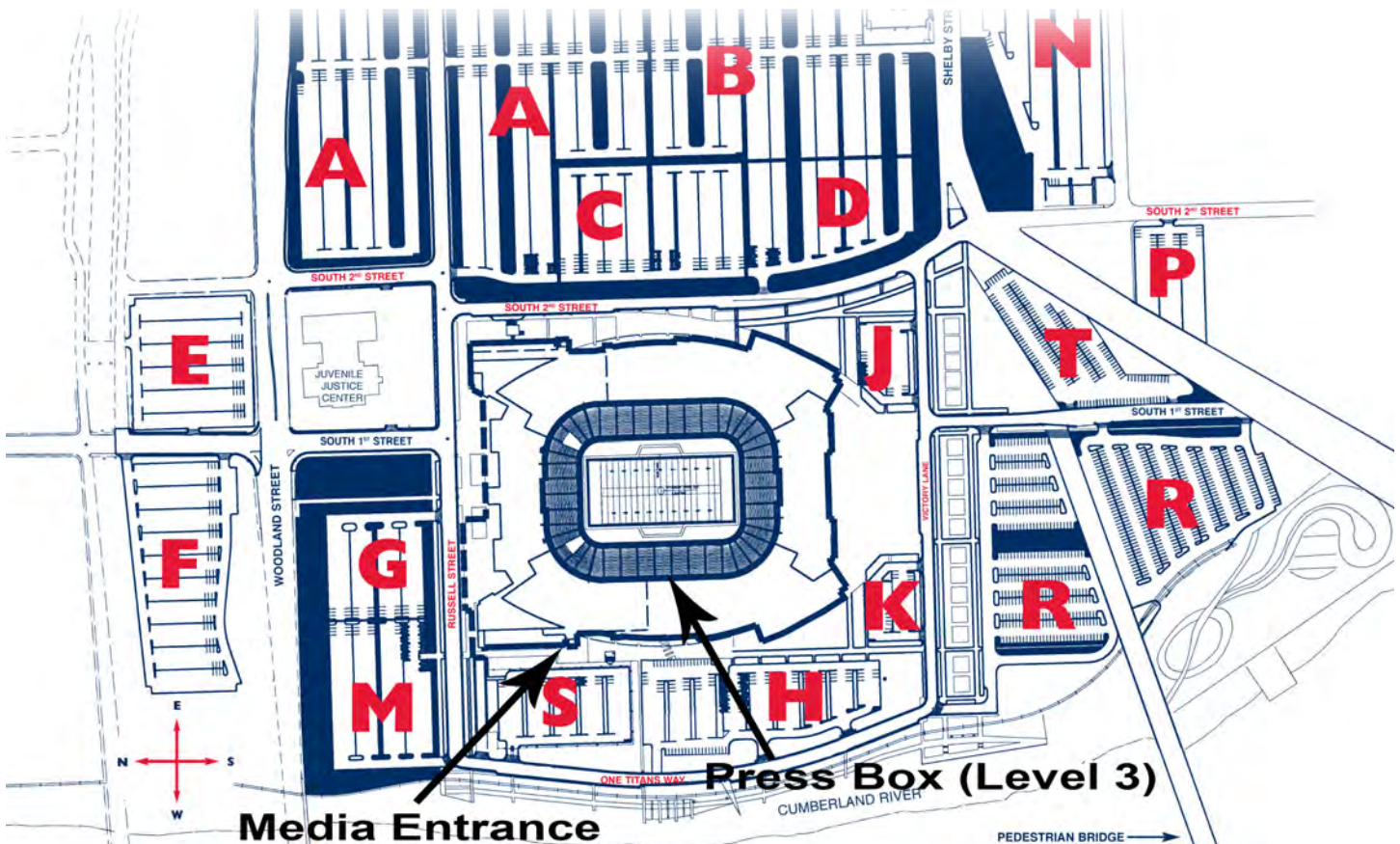
EXITING NISSAN STADIUM

FROM NISSAN STADIUM PRESS BOX TO STADIUM EXIT: Cross the press box catwalk to the third floor lobby. Take the stairs or elevator one floor down to Level 2. Exit through the doors and walk right to get to the "M" lot.

FROM NISSAN STADIUM TO AIRPORT (APPROXIMATELY 15 MINUTES): Take I-24 East toward Chattanooga to I-40 East toward Knoxville. The airport is at Exit 216A.

NISSAN STADIUM PARKING AND MEDIA ENTRANCE

The media will call window and media entrance are located in the northwest corner of Nissan Stadium near Gate 6. The media will call window opens three hours prior to kickoff.



2021 NFL DIVISIONAL STANDINGS

AFC East	W	L	T	Pct	Home	Road	Conf	Div
Buffalo Bills	4	2	0	.667	2-1-0	2-1-0	3-2-0	1-0-0
New England Patriots	3	4	0	.429	1-4-0	2-0-0	3-1-0	2-1-0
New York Jets	1	5	0	.167	1-1-0	0-4-0	1-3-0	0-2-0
Miami Dolphins	1	6	0	.143	0-3-0	1-3-0	1-4-0	1-1-0

AFC North	W	L	T	Pct	Home	Road	Conf	Div
Cincinnati Bengals	5	2	0	.714	2-1-0	3-1-0	3-0-0	2-0-0
Baltimore Ravens	5	2	0	.714	3-1-0	2-1-0	4-2-0	0-1-0
Cleveland Browns	4	3	0	.571	3-1-0	1-2-0	2-2-0	0-0-0
Pittsburgh Steelers	3	3	0	.500	2-2-0	1-1-0	2-2-0	0-1-0

AFC South	W	L	T	Pct	Home	Road	Conf	Div
Tennessee Titans	5	2	0	.714	3-1-0	2-1-0	4-1-0	2-0-0
Indianapolis Colts	3	4	0	.429	1-2-0	2-2-0	2-2-0	1-1-0
Jacksonville Jaguars	1	5	0	.167	1-3-0	0-2-0	1-4-0	0-2-0
Houston Texans	1	6	0	.143	1-2-0	0-4-0	1-4-0	1-1-0

AFC West	W	L	T	Pct	Home	Road	Conf	Div
Las Vegas Raiders	5	2	0	.714	3-1-0	2-1-0	4-1-0	1-1-0
Los Angeles Chargers	4	2	0	.667	2-1-0	2-1-0	3-1-0	2-0-0
Kansas City Chiefs	3	4	0	.429	1-2-0	2-2-0	1-4-0	0-1-0
Denver Broncos	3	4	0	.429	1-2-0	2-2-0	2-4-0	0-1-0

NFC East	W	L	T	Pct	Home	Road	Conf	Div
Dallas Cowboys	5	1	0	.833	3-0-0	2-1-0	3-1-0	2-0-0
Washington Football Team	2	5	0	.286	1-3-0	1-2-0	2-2-0	1-0-0
Philadelphia Eagles	2	5	0	.286	0-3-0	2-2-0	2-3-0	0-1-0
New York Giants	2	5	0	.286	1-3-0	1-2-0	2-4-0	0-2-0

NFC North	W	L	T	Pct	Home	Road	Conf	Div
Green Bay Packers	6	1	0	.857	3-0-0	3-1-0	4-1-0	2-0-0
Minnesota Vikings	3	3	0	.500	2-1-0	1-2-0	3-1-0	1-0-0
Chicago Bears	3	4	0	.429	2-1-0	1-3-0	1-3-0	1-1-0
Detroit Lions	0	7	0	.000	0-3-0	0-4-0	0-5-0	0-3-0

NFC South	W	L	T	Pct	Home	Road	Conf	Div
Tampa Bay Buccaneers	6	1	0	.857	4-0-0	2-1-0	4-1-0	1-0-0
New Orleans Saints	3	2	0	.600	1-1-0	2-1-0	2-2-0	0-1-0
Atlanta Falcons	3	3	0	.500	1-2-0	2-1-0	1-3-0	0-1-0
Carolina Panthers	3	4	0	.429	2-2-0	1-2-0	1-4-0	1-0-0

NFC West	W	L	T	Pct	Home	Road	Conf	Div
Arizona Cardinals	7	0	0	1.000	3-0-0	4-0-0	3-0-0	2-0-0
Los Angeles Rams	6	1	0	.857	3-1-0	3-0-0	5-1-0	1-1-0
Seattle Seahawks	2	4	0	.333	0-2-0	2-2-0	1-2-0	1-1-0
San Francisco 49ers	2	4	0	.333	0-3-0	2-1-0	2-3-0	0-2-0

TITANS OFFENSIVE AND DEFENSIVE RANKINGS BY THE WEEK AND BY THE SEASON

2021 Season		NFL OFFENSE			AFC OFFENSE		
Week	Opp.	Tot	Rush	Pass	Tot	Rush	Pass
1	Ari	29	19	27	14	9	14
2	at Sea	11	4	16T	7	3	7
3	Ind	15	4	20	8	3	10
4	at NYJ	10	4	22	6	3	9
5	at Jax	10	3	25	6	2	11
6	Buf	11	3	27	6	2	13
7	KC	11	3	26	6	2	13
8	at Ind						
9	at LAR						
10	NO						
11	Hou						
12	at NE						
13	Bye						
14	Jax						
15	at Pit						
16	SF						
17	Mia						
18	at Hou						

2021 Season		NFL DEFENSE			AFC DEFENSE		
Week	Opp.	Tot	Rush	Pass	Tot	Rush	Pass
1	Ari	21	23	19	12	11	9
2	at Sea	23	13	27	13	8	14
3	Ind	15	12	18	9	7	10
4	at NYJ	17	8	23	10	5	13
5	at Jax	22	15	21	12	8	12
6	Buf	24	9T	24	12	6T	12
7	KC	22	9	23	10	6	11
8	at Ind						
9	at LAR						
10	NO						
11	Hou						
12	at NE						
13	Bye						
14	Jax						
15	at Pit						
16	SF						
17	Mia						
18	at Hou						

Final regular season offensive team rankings:

Titans in 2020	2T	2	23	2T	2	10
Titans in 2019	12	3	21	5	2	9
Titans in 2018	25	7	29	11	3	14
Titans in 2017	23	15	23	9	8	11
Titans in 2016	11	3	25	5	2	11
Titans in 2015	30	25	25T	16	10	14
Titans in 2014	29	26	22	14	14	11
Titans in 2013	22	14	21	11	7	11
Titans in 2012	26	21	22	12	10	11
Titans in 2011	17	31	12	8	16	5
Titans in 2010	27	17	25	15	10	13
Titans in 2009	12	2	23	6	2	10
Titans in 2008	21	7	27	10	3	12
Titans in 2007	21	5	27	10	3	14
Titans in 2006	27	5	30	12	3	15
Titans in 2005	17	23	9	10	12	5
Titans in 2004	11	14	10	6	10	5
Titans in 2003	8	26	5	4	14	3
Titans in 2002	17	11	20	9	7	11
Titans in 2001	8	12	8T	5	8	4
Titans in 2000	14	7	16	8	6	8
Titans in 1999	13	13	13T	6	9	5T

Final regular season defensive team rankings:

Titans in 2020	28	19	29	14	9	16
Titans in 2019	21	12	24	11	7	13
Titans in 2018	8	18	6	5	8	4
Titans in 2017	13	4	25	5	1	12
Titans in 2016	20	2	30	11	1	16
Titans in 2015	12	18	7	8	12	3
Titans in 2014	27	31	15	16	15	9
Titans in 2013	14	20	11	8	8	6
Titans in 2012	27	24	26	15	11	14
Titans in 2011	18T	24	14	11	11	10
Titans in 2010	26	20	29	13	10	14
Titans in 2009	28	11T	31	14	5T	16
Titans in 2008	7	6	9	3	3	4
Titans in 2007	5	5	10	4	3	9
Titans in 2006	32	30	27	16	15	15
Titans in 2005	19	22	17	10	11	7
Titans in 2004	27	18	26	13	11	12
Titans in 2003	12	1	30	9	1	15
Titans in 2002	10	2	25	5	2	13
Titans in 2001	25	5	31	15	3	16
Titans in 2000	1	3	1	1	2	1
Titans in 1999	17	10	25	12	6	15

TENNESSEE TITANS OFFENSIVE AND DEFENSIVE STATS, 1999-2020 (REGULAR SEASON)

OFFENSE	1999-2020 TITANS - OFFENSE																					
	2020	2019	2018	2017	2016	2015	2014	2013	2012	2011	2010	2009	2008	2007	2006	2005	2004	2003	2002	2001	2000	1999
GAMES (Won-Lost)	11-5	9-7	9-7	9-7	9-7	3-13	2-14	7-9	6-10	9-7	6-10	8-8	13-3	10-6	8-8	4-12	5-11	12-4	11-5	7-9	13-3	13-3
FIRST DOWNS	381	317	289	290	322	298	258	311	260	281	252	288	268	306	261	279	308	310	312	288	299	294
Rushing	142	104	106	97	115	66	75	103	70	71	73	115	108	118	105	72	85	84	112	87	107	109
Passing	203	177	156	157	175	195	159	172	166	185	155	154	143	171	133	191	200	211	182	179	167	167
Penalty	36	36	27	36	32	37	24	36	24	25	24	19	17	17	23	16	23	15	18	22	25	18
YDS GAINED (tot)	6343	5805	4,998	5,024	5,728	4,988	4,859	5,390	5,010	5,361	4,834	5,623	5,018	4,987	4,810	5,122	5,487	5,501	5,272	5,352	5,350	5,296
Avg per Game	396.4	362.8	312.4	314.0	358.0	311.8	303.7	336.9	313.1	335.1	302.1	351.4	313.6	311.7	300.6	320.1	342.9	343.8	329.5	334.5	334.4	331.0
RUSHING (net)	2690	2223	2,023	1,833	2,187	1,485	1,447	1,894	1,687	1,438	1,727	2,592	2,199	2,109	2,214	1,525	1,871	1,623	1,952	1,794	2,085	1,811
Avg per Game	168.1	138.9	126.4	114.6	136.7	92.8	90.4	118.4	105.4	89.9	107.9	162.0	137.4	131.8	138.4	95.3	116.9	101.4	122.0	112.1	130.3	113.2
Rushes	521	445	454	443	476	371	356	462	378	376	406	499	508	543	469	397	420	486	511	468	546	459
Yards per Rush	5.2	5.0	4.5	4.1	4.6	4.0	4.1	4.1	4.5	3.8	4.3	5.2	4.3	3.9	4.7	3.8	4.5	3.3	3.8	3.8	3.8	3.9
PASSING (net)	3653	3582	2,975	3,191	3,541	3,503	3,412	3,496	3,323	3,923	3,107	3,031	2,819	2,878	2,596	3,597	3,616	3,878	3,320	3,558	3,265	3,485
Avg per Game	228.3	223.9	185.9	199.4	221.3	218.9	213.3	218.5	207.7	245.2	194.2	189.4	176.2	179.9	162.3	224.8	226.0	242.4	207.5	222.4	204.1	217.8
Passes Att.	485	448	437	496	504	551	513	533	540	584	474	476	453	464	447	594	589	502	500	515	462	527
Completed	316	297	293	306	307	342	299	328	318	353	273	271	265	288	226	358	356	315	306	307	286	304
Pct Completed	65.2	66.3	67.0	61.7	60.9	62.1	58.3	61.5	58.9	60.4	57.6	56.9	58.5	62.1	50.6	60.3	60.4	62.7	61.2	59.6	61.9	57.7
Yards Gained	3826	3956	3,255	3,394	3,720	3,893	3,738	3,710	3,577	4,113	3,278	3,104	2,902	3,077	2,748	3,797	3,933	4,031	3,441	3,867	3,430	3,622
Sacked	25	56	47	35	28	54	50	37	39	24	27	15	12	30	29	31	44	25	21	43	28	25
Yards Lost	173	374	280	203	179	390	326	214	254	190	171	73	83	199	152	200	317	153	121	309	165	137
Had intercepted	7	8	12	17	11	17	16	16	16	14	15	15	9	17	19	14	19	9	15	17	16	13
Yards Opp Ret	81	204	219	262	203	263	214	132	260	167	120	121	88	116	250	293	306	264	179	163	236	227
Opp TDs on Int	0	0	1	2	3	3	1	1	4	3	1	0	0	0	2	4	2	3	2	2	3	2
PUNTS	50	78	75	75	77	88	89	79	83	86	77	69	87	73	88	78	79	71	66	85	76	90
Avg Yards	45.1	47.1	46.4	49.7	44.2	47.4	46.3	42.9	46.4	43.6	42.9	43.4	42.8	41.9	42.7	43.2	42.9	43.9	41.3	42.0	40.8	42.5
PUNT RETURNS	23	22	27	36	30	38	30	31	31	47	27	33	34	42	37	45	40	37	28	36	53	40
Avg Return	9.0	7.7	8.8	8.5	7.9	8.1	6.9	7.7	15.3	10.4	12.2	6.7	9.7	8.7	12.6	9.3	4.3	11.6	7.8	7.8	12.7	9.0
Returned for TD	0	0	0	0	0	0	0	0	3	1	1	0	0	0	3	1	0	1	0	0	1	1
KICKOFF RETURNS	38	30	23	28	33	33	48	44	63	32	64	69	52	52	79	70	79	68	50	71	47	56
Avg Return	20.2	21.3	32.0	22.1	19.1	20.6	23.4	24.9	23.6	26.0	24.3	20.5	25.4	21.1	23.2	24.2	19.7	19.1	19.6	19.9	26.1	18.6
Returned for TD	1	0	1	0	0	0	0	0	1	1	1	0	0	0	0	0	0	0	0	1	0	0
PENALTIES	86	99	82	85	110	93	111	101	106	104	128	98	108	101	94	125	110	110	112	119	107	114
Yards Penalized	783	932	727	785	1,012	779	961	900	847	960	1,040	821	855	773	803	1,002	923	887	891	1,025	870	1,069
FUMBLES BY	15	21	18	10	17	25	23	27	21	17	22	27	18	32	29	27	33	24	20	18	24	17
Fumbles Lost	5	9	6	8	7	16	10	9	12	8	14	16	8	17	7	12	12	12	10	11	14	9
Opp Fumbles	21	16	14	23	12	16	7	24	15	20	25	20	28	26	19	20	22	21	22	21	39	39
Opp Fum Lost	8	9	6	9	6	8	4	12	5	12	8	7	11	12	11	11	12	13	11	11	13	24
POSS. TIME (avg)	28:28	28:31	29:28	29:51	30:32	29:25	27:31	30:00	27:18	27:52	25:54	28:27	29:09	31:38	27:17	31:13	31:40	32:52	32:47	31:29	33:48	31:30
TOUCHDOWNS	62	54	34	33	46	37	28	41	36	34	40	39	41	28	36	33	41	48	42	39	38	46
Rushing	26	21	15	18	16	10	6	16	10	8	13	19	24	17	15	8	12	11	16	12	14	19
Passing	33	29	16	14	29	25	20	22	17	22	24	16	13	9	13	20	27	30	22	23	18	23
Returns	3	4	3	1	1	2	2	3	9	4	3	4	4	2	8	5	2	7	4	4	6	4
EXTRA-PT KICKS	51/53	50/52	28/31	31/33	39/41	29/31	27/27	41/41	35/35	34/34	38/38	37/37	40/40	28/28	32/32	30/32	39/39	43/44	36/36	34/35	37/38	43/43
2-PT CONVERSIONS	4/7	1/2	0/1	0/0	0/5	3/5	0/1	0/0	1/1	0/0	1/2	1/2	1/1	0/0	3/3	0/1	1/2	3/4	2/6	3/4	0/0	1/3
FIELD GOALS/FGA	20/28	8/18	26/30	35/42	22/24	14/16	19/22	25/29	25/31	29/32	24/26	27/32	29/33	35/39	22/28	23/29	19/27	32/37	25/31	20/28	27/33	21/25
POINTS SCORED	491	402	310	334	381	299	254	362	330	325	356	354	375	301	324	299	344	435	367	336	346	392
TURNOVER DIFF.	+11	+6	-1	-4	0	-14	-10	0	-4	+1	-4	-4	+14	0	+2	-6	-1	+13	+4	-4	0	+19

DEFENSE	1999-2020 TITANS - DEFENSE																					
	2020	2019	2018	2017	2016	2015	2014	2013	2012	2011	2010	2009	2008	2007	2006	2005	2004	2003	2002	2001	2000	1999
POINTS ALLOWED	439	331	303	356	378	423	438	381	471	317	339	402	234	297	400	421	439	324	324	388	191	324
OPP FIRST DOWNS	391	335	298	323	324	317	357	329	358	324	356	323	276	268	329	294	318	275	297	300	215	300
Rushing	113	95	98	68	70	101	119	108	122	111	107	89	81	80	121	89	99	79	75	79	62	81
Passing	247	213	182	231	227	192	211	191	210	187	214	210	166	165	181	180	189	167	197	192	134	193
Penalty	31	27	18	24	27	24	27	30	26	26	35	24	29	23	27	25	30	29	25	29	19	26
OPP YARDS GAINED	6372	5752	5,334	5,248	5,720	5,475	5,968	5,407	5,999	5,682	5,883	5,850	4,698	4,665	5,915	5,110	5,724	4,901	4,964	5,515	3,814	5,245
Avg per Game	398.3	359.5	333.4	328.0	357.5	342.2	373.0	337.9	374.9	355.1	367.7	365.6	293.6	291.6	369.7	319.4	357.8	306.3	310.3	344.7	238.4	327.8
OPP RUSHING (net)																						

2021 TENNESSEE TITANS REGULAR SEASON STATISTICS

Won 5, Lost 2

Date	W-L	Score	OT	Opponent	Attendance
09/12	L	13-38		Arizona	67,216
09/19	W	33-30	OT	at Seattle	68,585
09/26	W	25-16		Indianapolis	67,914
10/03	L	24-27	OT	at N.Y. Jets	70,232
10/10	W	37-19		at Jacksonville	58,282
10/18	W	34-31		Buffalo	69,419
10/24	W	27-3		Kansas City	69,484
10/31				at Indianapolis	
11/07				at L.A. Rams	
11/14				New Orleans	
11/21				Houston	
11/28				at New England	
12/12				Jacksonville	
12/19				at Pittsburgh	
12/23				San Francisco	
01/02				Miami	
01/09				at Houston	

Statistic	Tenn.	Opp.
Total First Downs	167	148
Rushing	63	39
Passing	88	92
Penalty	16	17
3rd Down: Made/Att	39/92	34/85
3rd Down Pct.	42.4	40.0
4th Down: Made/Att	6/10	5/9
4th Down Pct.	60.0	55.6
Possession Avg.	32:58	27:02
Total Net Yards	2677	2638
Avg. Per Game	382.4	376.9
Total Plays	481	443
Avg. Per Play	5.6	6.0
Net Yards Rushing	1088	723
Avg. Per Game	155.4	103.3
Total Rushes	229	161
Net Yards Passing	1589	1915
Avg. Per Game	227.0	273.6
Sacked/Yards Lost	21/159	17/122
Gross Yards	1748	2037
Att./Completions	231/151	265/172
Completion Pct.	65.4	64.9
Had Intercepted	5	5
Punts/Average	19/44.5	25/47.8
Net Punting Avg.	19/40.2	25/40.6
Penalties/Yards	44/390	49/460
Fumbles/Ball Lost	5/4	10/3
Touchdowns	22	19
Rushing	13	7
Passing	8	12
Returns	1	0

Score By Periods	Q1	Q2	Q3	Q4	OT	PTS
Team	34	72	28	56	3	193
Opponents	22	76	34	29	3	164

Scoring	TD	Rush	Rec	Ret	K-PAT	FG	S	PTS
Henry	10	10	0	0			0	62
Bullock	0	0	0	0	17/18	13/15	0	56
Tannehill	3	3	0	0			0	18
Pruitt	2	0	2	0			0	14
A.J. Brown	2	0	2	0			0	12
Batson	1	0	1	0			0	6
Byard	1	0	0	1			0	6
McNichols	1	0	1	0			0	6
Rogers	1	0	1	0			0	6
Westbrook-Ikhine	1	0	1	0			0	6
Badgley	0	0	0	0	1/2	0/1	0	1
Team	22	13	8	1	18/20	13/16	0	193
Opponents	19	7	12	0	15/17	11/15	0	164

2-Pt Conv: Henry, Pruitt, **TM 2-2; OP 1-2**

Sacks: Landry 7.5, Autry 3.5, Adeniyi 2.5, Simmons 2.5, Dupree 1, TM 17, OPP 21 **FUM/Lost:** Tannehill 3/3, Brewer 1/0, Westbrook-Ikhine 1/1

Passing	Att	Cmp	Yds	Cmp%	Yds/Att	TD	TD%	Int	Int%	Long	Sack/Lost	Rating
Tannehill	229	149	1737	65.1	7.59	7	3.1	5	2.2	51	21/159	89.0
M. Farley	1	1	6	100.0	6.00	0	0.0	0	0.0	6	0/0	91.7
Henry	1	1	5	100.0	5.00	1	100.0	0	0.0	5t	0/0	127.1
Team	231	151	1748	65.4	7.57	8	3.5	5	2.2	51	21/159	90.6
Opponents	265	172	2037	64.9	7.69	12	4.5	5	1.9	68t	17/122	95.4

Rushing	No.	Yds	Avg	Long	TD
Henry	191	869	4.5	76t	10
Tannehill	21	139	6.6	28	3
McNichols	7	38	5.4	11	0
Batson	2	15	7.5	11	0
Rogers	1	9	9.0	9	0
D. Evans	2	7	3.5	5	0
M. Johnson	1	5	5.0	5	0
Sargent	2	4	2.0	2	0
A.J. Brown	1	3	3.0	3	0
Woodside	1	-1	-1.0	-1	0
Team	229	1088	4.8	76t	13
Opponents	161	723	4.5	58	7

Receiving	No.	Yds	Avg	Long	TD
A.J. Brown	25	354	14.2	46	2
McNichols	18	170	9.4	27	1
Henry	18	154	8.6	16	0
Ju. Jones	17	301	17.7	51	0
Rogers	14	186	13.3	39	1
Westbrook-Ikhine	12	125	10.4	18t	1
Firkser	11	95	8.6	14	0
J. Reynolds	10	90	9.0	12	0
Pruitt	8	105	13.1	22	2
Swaim	7	53	7.6	26	0
M. Johnson	3	52	17.3	22	0
Hudson	3	31	10.3	14	0
Batson	2	15	7.5	13	1
D. Evans	2	11	5.5	6	0
Hooker	1	6	6.0	6	0
Team	151	1748	11.6	51	8
Opponents	172	2037	11.8	68t	12

Interceptions	No.	Yds	Avg	Long	TD
Byard	3	28	9.3	16	0
Fulton	1	13	13.0	13	0
R. Evans	1	0	0.0	0	0
Team	5	41	8.2	16	0
Opponents	5	54	10.8	32	0

Punting	No.	Yds	Avg	Net	TB	In	Lg	B
Townsend	11	465	42.3	37.0	1	2	63	0
Kern	8	381	47.6	44.6	0	3	59	0
Team	19	846	44.5	40.2	1	5	63	0
Opponents	25	1194	47.8	40.6	3	8	66	0

Punt Returns	Ret	FC	Yds	Avg	Long	TD
Rogers	10	9	120	12.0	22	0
C. Jackson	0	0	0	---	0	0
Kinsey	0	1	0	---	---	0
Team	10	10	120	12.0	22	0
Opponents	6	6	62	10.3	18	0

Kickoff Returns	No.	Yds	Avg	Long	TD
Rogers	7	114	16.3	19	0
Batson	5	80	16.0	20	0
M. Johnson	2	52	26.0	31	0
McNichols	2	31	15.5	16	0
D. Evans	1	17	17.0	17	0
Team	17	294	17.3	31	0
Opponents	17	328	19.3	30	0

Field Goals	1-19	20-29	30-39	40-49	50+
Bullock	0/0	1/1	8/8	3/5	1/1
Badgley TM	0/0	0/0	0/0	0/1	0/0
Team	0/0	1/1	8/8	3/6	1/1
Opponents	0/0	6/6	2/2	2/3	1/4

Bullock: ()(33G,30G,24G,44N,36G)(32G)(44G,46G,36G,49N)(34G)(43G,38G)(34G,51G)
 TM: (46N)(33G,30G,24G,44N,36G)(32G)(44G,46G,36G,49N)(34G)(43G,38G)(34G,51G)
 OPP: (34G,43N)(31G)(43G,28G,24G,51N)(27G,22G) (53N)(24G,28G,52G)(42G,57N)

GAME PREVIEW

TEAM NOTES

PLAYER NOTES

MEDIA

STATISTICS

ROSTERS

2021 TENNESSEE TITANS REGULAR SEASON DEFENSIVE STATISTICS

PLAYER	TACKLES			SACKS		INTERCEPTIONS				FUMBLES					
	Tot	Solo	Asst	Sk	Yds	QBP	TFL	No	Yds	Lg	TD	PD	FF	FR	Yds
Long Jr., David	51	34	17	0.0	0.0	5	4	0	0	0	0	2	0	0	0
Landry III, Harold	37	25	12	7.5	51.0	12	8	0	0	0	0	0	0	0	0
Evans, Rashaan	37	24	13	0.0	0.0	2	1	1	0	0	0	1	0	1	0
Byard, Kevin	33	24	9	0.0	0.0	2	0	3	28	16	0	7	1	1	30t
Jenkins, Jackrabbit	30	25	5	0.0	0.0	0	0	0	0	0	0	2	1	0	0
Cruikshank, Dane	28	22	6	0.0	0.0	1	0	0	0	0	0	1	0	0	0
Molden, Elijah	24	18	6	0.0	0.0	1	1	0	0	0	0	0	1	0	0
Simmons, Jeffery	23	18	5	2.5	17.5	24	4	0	0	0	0	2	0	0	0
Jackson, Chris	16	15	1	0.0	0.0	1	1	0	0	0	0	2	0	0	0
Fulton, Kristian	16	13	3	0.0	0.0	1	0	1	13	13	0	6	0	0	0
Hooker, Amani	15	12	3	0.0	0.0	0	0	0	0	0	0	0	1	0	0
Autry, Denico	11	10	1	3.5	25.5	24	5	0	0	0	0	1	0	0	0
Tart, Tear	10	6	4	0.0	0.0	3	1	0	0	0	0	0	0	0	0
Brown, Jayon	9	6	3	0.0	0.0	0	0	0	0	0	0	0	0	0	0
Adeniyi, Ola	7	5	2	2.5	23.0	8	2	0	0	0	0	0	0	0	0
Jones, Naquan	6	3	3	0.0	0.0	1	0	0	0	0	0	0	0	0	0
Dupree, Bud	5	5	0	1.0	5.0	8	0	0	0	0	0	1	1	0	0
Farley, Caleb	4	4	0	0.0	0.0	0	0	0	0	0	0	1	0	0	0
Borders, Breon	3	3	0	0.0	0.0	0	0	0	0	0	0	2	0	0	0
Mabin, Greg	3	3	0	0.0	0.0	0	0	0	0	0	0	0	0	0	0
McDougald, Bradley	3	3	0	0.0	0.0	0	0	0	0	0	0	0	0	0	0
Farley, Matthias	3	2	1	0.0	0.0	0	0	0	0	0	0	0	1	1	0
Murchison, Larrell	3	2	1	0.0	0.0	0	1	0	0	0	0	0	0	0	0
Roberson, Derick	3	2	1	0.0	0.0	0	0	0	0	0	0	0	0	0	0
Simon, John	3	2	1	0.0	0.0	1	0	0	0	0	0	0	0	0	0
Dzubnar, Nick	2	1	1	0.0	0.0	0	0	0	0	0	0	0	0	0	0
Rice, Monty	2	1	1	0.0	0.0	0	0	0	0	0	0	0	0	0	0
Weaver, Rashad	2	0	2	0.0	0.0	0	0	0	0	0	0	0	0	0	0
Bledsoe, Amani	1	1	0	0.0	0.0	2	0	0	0	0	0	1	0	0	0
Brown, A.J.	1	1	0	0.0	0.0	0	0	0	0	0	0	0	0	0	0
Jones, Chris	1	1	0	0.0	0.0	0	0	0	0	0	0	0	0	0	0
Breeze, Brady	0	0	0	0.0	0.0	0	0	0	0	0	0	0	0	0	0
Carter, Jamal	0	0	0	0.0	0.0	0	0	0	0	0	0	0	0	0	0
Finch, Sharif	0	0	0	0.0	0.0	1	0	0	0	0	0	0	0	0	0
Hamilton IV, Woodrow	0	0	0	0.0	0.0	0	0	0	0	0	0	0	0	0	0
Jones, Joe	0	0	0	0.0	0.0	0	0	0	0	0	0	0	0	0	0
Reid, Caraun	0	0	0	0.0	0.0	0	0	0	0	0	0	0	0	0	0
Rush, Anthony	0	0	0	0.0	0.0	0	0	0	0	0	0	0	0	0	0
Williamson, Avery	0	0	0	0.0	0.0	0	0	0	0	0	0	0	0	0	0
Total	392	291	101	17.0	122.0	97	28	5	41	16	0	29	6	3	30t

TITANS SPECIAL TEAMS STATISTICS

PLAYER	TACKLES			FUMBLES		BLOCKS		
	Tot	Solo	Asst	FF	FR	PAT	FG	PUNT
Adeniyi, Ola	7	3	4	0	0	0	0	0
Dzubnar, Nick	4	1	3	0	0	0	0	0
Jones, Joe	3	2	1	0	0	0	0	0
Blasingame, Khari	2	2	0	0	0	0	0	0
Westbrook-Ikhine, Nick	2	1	1	0	0	0	0	0
Farley, Matthias	2	1	1	0	0	0	0	0
McMath, Racey	2	0	2	0	0	0	0	0
Borders, Breon	1	1	0	0	0	0	0	0
Cruikshank, Dane	1	1	0	1	0	0	0	0
Rice, Monty	1	1	0	0	0	0	0	0
Townsend, Johnny	1	1	0	0	0	0	0	0
Molden, Elijah	1	0	1	0	0	0	0	0
Pruitt, MyCole	1	0	1	0	0	0	0	0
TEAM TOTALS:	28	14	14	1	0	0	0	0

MISCELLANEOUS STATISTICS

PLAYER	TACKLES			FUMBLES	
	Tot	Solo	Asst	FF	FR
Quessenberry, David	2	2	0	1	0
Brown, A.J.	1	1	0	0	0
Firkser, Anthony	1	1	0	0	0
Jones, Julio	1	1	0	0	0
McNichols, Jeremy	1	1	0	0	0
Radunz, Dillon	1	1	0	0	0
Swaim, Geoff	1	1	0	0	0
Tannehill, Ryan	1	1	0	0	1
TEAM TOTALS:	9	9	0	1	1

Legend:

- Tot Total Tackles
- Solo Unassisted Tackles
- Asst. Assisted Tackles
- Sk Quarterback Sacks
- Yds Yards Lost on Sack
- QBP. Quarterback Pressure
- TFL Tackle for Loss
- Int Interceptions
- Yds Interception Return Yards
- TD Interceptions Return Touchdowns
- PD Passes Defensed
- FF Forced Fumble
- FR Fumble Recoveries
- Yds Yards on Fumble Returns

2021 INDIANAPOLIS COLTS REGULAR SEASON STATISTICS



WON 3, LOST 4

09/12	L 16-28	Seattle	63,347
09/19	L 24-27	L.A. Rams	63,076
09/26	L 16-25	at Tennessee	67,914
10/03	W 27-17	at Miami	64,571
10/11	L 25-31 OT	at Baltimore	70,510
10/17	W 31- 3	Houston	57,947
10/24	W 30-18	at San Francisco	56,576
10/31		Tennessee	
11/04		N.Y. Jets	
11/14		Jacksonville	
11/21		at Buffalo	
11/28		Tampa Bay	
12/05		at Houston	
12/19		New England	
12/25		at Arizona	
01/02		Las Vegas	
01/09		at Jacksonville	

* RUSHING		No.	Yds	Avg	Long	TD
Taylor		105	579	5.5	83	5
Hines		34	115	3.4	11	1
Mack		28	101	3.6	22	0
Wentz		22	97	4.4	17	1
Pittman		2	8	4.0	5	0
Dulin		1	-7	-7.0	-7	0
TEAM		192	893	4.7	83	7
OPPONENTS		187	777	4.2	35	2

* RECEIVING		No.	Yds	Avg	Long	TD
Pittman		35	508	14.5	57	2
Pascal		21	218	10.4	41	3
Taylor		18	213	11.8	76t	1
Hines		16	131	8.2	36	0
Alie-Cox		13	177	13.6	28t	4
Doyle		11	123	11.2	34	0
P. Campbell		10	162	16.2	51t	1
Dulin		7	47	6.7	17	0
Hilton		4	80	20.0	52	0
Granson		3	22	7.3	15	0
Strachan		2	26	13.0	16	0
Mack		2	8	4.0	7	0
Coutee		1	5	5.0	5	0
TEAM		143	1720	12.0	76t	11
OPPONENTS		157	1794	11.4	69t	16

	Ind.	Opp.
TOTAL FIRST DOWNS	145	138
Rushing	57	43
Passing	74	90
Penalty	14	5
3rd Down: Made/Att	33/85	29/77
3rd Down Pct.	38.8	37.7
4th Down: Made/Att	6/10	4/6
4th Down Pct.	60.0	66.7
POSSESSION AVG.	31:10	28:50
TOTAL NET YARDS	2500	2479
Avg. Per Game	357.1	354.1
Total Plays	431	424
Avg. Per Play	5.8	5.8
NET YARDS RUSHING	893	777
Avg. Per Game	127.6	111.0
Total Rushes	192	187
NET YARDS PASSING	1607	1702
Avg. Per Game	229.6	243.1
Sacked/Yards Lost	15/113	14/92
Gross Yards	1720	1794
Att./Completions	224/143	223/157
Completion Pct.	63.8	70.4
Had Intercepted	2	7
PUNTS/AVERAGE	27/46.3	27/43.6
NET PUNTING AVG.	27/42.0	27/41.1
PENALTIES/YARDS	30/293	37/345
FUMBLES/BALL LOST	8/5	12/9
TOUCHDOWNS	19	18
Rushing	7	2
Passing	11	16
Returns	1	0

* INTERCEPTIONS		No.	Yds	Avg	Long	TD
Leonard		2	8	4.0	4	0
Willis		2	0	0.0	0	0
K. Moore		1	32	32.0	32	0
Rodgers		1	12	12.0	12	0
X. Rhodes		1	4	4.0	4	0
TEAM		7	56	8.0	32	0
OPPONENTS		2	2	1.0	2	0

* PUNTING		No.	Yds	Avg	Net	TB	In	Lg	B
Sanchez		27	1249	46.3	42.0	1	10	79	0
TEAM		27	1249	46.3	42.0	1	10	79	0
OPPONENTS		27	1178	43.6	41.1	1	15	65	0

* PUNT RETURNS		Ret	FC	Yds	Avg	Long	TD
Hines		9	5	49	5.4	13	0
TEAM		9	5	49	5.4	13	0
OPPONENTS		14	6	96	6.9	18	0

* KICKOFF RETURNS		No.	Yds	Avg	Long	TD
Rodgers		6	142	23.7	41	0
Dulin		4	104	26.0	31	0
Pascal		1	14	14.0	14	0
Wilkins		1	17	17.0	17	0
TEAM		12	277	23.1	41	0
OPPONENTS		20	444	22.2	34	0

* FIELD GOALS		1-19	20-29	30-39	40-49	50+
Blankenship		0/ 0	3/ 3	3/ 4	5/ 6	0/ 1
Badgley LG		0/ 0	0/ 0	0/ 0	2/ 3	0/ 0
Badgley TM		0/ 0	0/ 0	0/ 0	2/ 2	0/ 0
TEAM		0/ 0	3/ 3	3/ 4	7/ 8	0/ 1
OPPONENTS		0/ 0	1/ 1	6/ 6	0/ 0	1/ 1

* SCORE BY PERIODS		Q1	Q2	Q3	Q4	OT	PTS
TEAM		24	42	54	49	0	169
OPPONENTS		36	30	13	64	6	149

*** SCORING** TD-Ru-Pa-Rt K-PAT FG S PTS
 Blankenship 0 0 0 0 7/ 8 11/14 0 40
 Taylor 6 5 1 0 0 0 36
 Alie-Cox 4 0 4 0 0 0 24
 Pascal 3 0 3 0 0 0 18
 Badgley LG 0 0 0 0 8/ 9 2/ 3 0 14
 Badgley TM 0 0 0 0 7/ 7 2/ 2 0 13
 Pittman 2 0 2 0 0 0 12
 P. Campbell 1 0 1 0 0 0 6
 Dulin 1 0 0 1 0 0 6
 Hines 1 1 0 0 0 0 6
 Wentz 1 1 0 0 0 0 6
 Doyle 0 0 0 0 0 0 2
 TEAM 19 7 11 1 14/15 13/16 0 169
 OPPONENTS 18 2 16 0 11/12 8/ 8 0 149

2-Pt Conv: Doyle, TM 1-4, OPP 3-5
SACKS: Buckner 3, Muhammad 3, Turay 2, Lewis 1.5, Willis 1.5, K. Moore 1, Okereke 1, Stewart 1, TM 14, OPP 15
FUM/LOST: Wentz 4/3, Taylor 2/1, Hines 1/1, Leonard 1/0

* PASSING		Att	Cmp	Yds	Cmp%	Yds/Att	TD	TD%	Int	Int%	Long	Sack/Lost	Rating
Wentz		219	141	1695	64.4	7.74	11	5.0	1	0.5	76t	15/ 113	102.8
Eason	TM	5	2	25	40.0	5.00	0	0.0	1	20.0	15	0/ 0	16.7
TEAM		224	143	1720	63.8	7.68	11	4.9	2	0.9	76t	15/ 113	99.9
OPPONENTS		223	157	1794	70.4	8.04	16	7.2	7	3.1	69t	14/ 92	105.1

GAME PREVIEW

TEAM NOTES

PLAYER NOTES

MEDIA

STATISTICS

ROSTERS

REGULAR SEASON: THE LAST TIME THE TENNESSEE TITANS ...

GAMES WON

WON BY SCORING IN THE LAST TWO MINUTES OF REGULATION

By Titans—Sam Sloman 37-yard FG (0:00 remaining) at Houston, 1/3/21 (W)

By Opponents—Stephen Hauschka 46-yard field goal (0:00 remaining), at Buffalo, 10/7/18 (L)

WON OVERTIME GAME

By Titans—Tennessee 33, at Seattle 30, 9/19/21 (W)

By Opponents—at N.Y. Jets 27, Tennessee 24, 10/3/21 (L)

WON BY 20 OR MORE POINTS

By Titans—at Tennessee 27, Kansas City 3, 10/24/21 (W)

By Opponents—at Tennessee 13, Arizona 38, 9/12/21 (L)

WON BY SHUTOUT

By Titans—Tennessee 17, at New York Giants 0, 12/16/18 (W)

By Opponents—at Denver 16, Tennessee 0, 10/13/19 (L)

TEAM SCORING

SCORED 50 POINTS

By Titans—*Never in Titans era (since 1999)*

By Oilers—Houston 58, vs. Cleveland 14, 12/9/90 (W)

By Opponents—at Houston 57, Tennessee 14, 10/1/17 (L)

SCORED 40 POINTS

By Titans—at Houston 38, Tennessee 41, 1/3/21 (W)

By Opponents—Tennessee 14, at Green Bay 40, 12/27/20 (L)

SCORED 20 POINTS IN A QUARTER

By Titans—22 points in fourth quarter, vs. Detroit, 12/20/20 (W)

By Opponents—21 points in second quarter, at Seattle, 9/19/21 (W)

SCORED 30 POINTS IN A HALF

By Titans—35 points in first half, at Indianapolis, 11/29/20 (W)

By Opponents—38 points in first half, vs. Cleveland, 12/6/20 (L)

SCORED TOUCHDOWNS ON OFFENSE, DEFENSE AND SPECIAL TEAMS

By Titans—One rushing, two interception returns, two punt returns, vs. Jacksonville, 12/30/12 (W)

By Opponents—Four passing, one interception return, two punt returns, at Oakland, 9/29/02 (L)

SCORED A TOUCHDOWN ON FIRST OFFENSIVE POSSESSION

By Titans—MyCole Pruitt 5-yard reception, vs. Kansas City, 10/24/21 (W)

By Opponents—Davante Adams 5-yard reception, at Green Bay, 12/27/20 (L)

TEAM YARDAGE TOTALS

500 TOTAL NET YARDS

By Titans—at Seattle (532 yards), 9/19/21 (W)

By Opponents—vs. Kansas City (530 yards), 11/10/19 (W)

400 TOTAL NET YARDS

By Titans—at N.Y. Jets (430 yards), 10/3/21 (L)

By Opponents—vs. Buffalo (417 yards), 10/18/21 (W)

TEAM DEFENSE

HELD OPPONENT WITHOUT A TOUCHDOWN

By Titans—at Tennessee 27, Kansas City 3, 10/24/21 (W)

By Opponents—at Denver 16, Tennessee 0, 10/13/19 (L)

HELD OPPONENT TO 200 OR FEWER NET YARDS OF OFFENSE

By Titans—at Miami (178 net yards), 10/8/17 (L)

By Opponents—vs. Baltimore (106 net yards), 10/14/18 (L)

HELD OPPONENT TO 50 OR FEWER YARDS RUSHING

By Titans—vs. L.A. Chargers (39 yards), 10/20/19 (W)

By Opponents—at Denver (39 yards), 10/13/19 (L)

HELD OPPONENT TO 100 OR FEWER NET YARDS PASSING

By Titans—at Miami (78 net yards), 10/8/17 (L)

By Opponents—vs. Baltimore (51 net yards), 10/14/18 (L)

SEVEN OR MORE SACKS BY TEAM

By Titans—at Arizona (8 sacks), 12/10/17 (L)

By Opponents—at N.Y. Jets (7 sacks), 10/3/21 (L)

SIX OR MORE SACKS BY TEAM

By Titans—at Arizona (8 sacks), 12/10/17 (L)

By Opponents—at N.Y. Jets (7 sacks), 10/3/21 (L)

FIVE OR MORE SACKS BY TEAM

By Titans—at Atlanta (5 sacks), 9/29/19 (W)

By Opponents—at N.Y. Jets (7 sacks), 10/3/21 (L)

FORCED FIVE OR MORE OPPONENT TURNOVERS

By Titans—vs. N.Y. Jets (4 interceptions, 1 fumble), 12/17/12 (W)

By Opponents—at Houston (4 interceptions, 1 fumble), 10/1/17 (L)

FORCED FOUR OR MORE OPPONENT TURNOVERS

By Titans—vs. Tampa Bay (2 interceptions, 2 fumbles), 10/27/19 (W)

By Opponents—at Pittsburgh (4 interceptions), 11/16/17 (L)

SPECIAL TEAMS

KICKOFF RETURNED FOR TOUCHDOWN

By Titans—A.J. Brown (42 yards) at Indianapolis, 11/29/20 (W)

By Opponents—Jakeem Grant (102 yards) at Miami, 9/9/18 (L)

OPENING KICKOFF RETURNED FOR TOUCHDOWN

By Titans—Derrick Mason (101 yards) at Cincinnati, 11/18/01 (W)

By Opponents—Josh Huff (107 yards) at Philadelphia, 11/23/14 (L)

PUNT RETURNED FOR TOUCHDOWN

By Titans—Darius Reynaud (twice—69 yards and 81 yards) vs. Jacksonville, 12/30/12 (W)

By Opponents—Jakeem Grant (74 yards) at Miami, 10/9/16 (W)

FIELD GOAL BLOCKED

By Titans—DaQuan Jones at Jacksonville (Aldrick Rosas), 12/13/20 (W)

By Opponents—Justin Reid, vs. Houston (Stephen Gostkowski), 10/18/20 (W)

FIELD GOAL BLOCKED, RETURNED FOR TD

By Titans—Tye Smith (63 yards) at Indianapolis (Adam Vinatieri's FG blocked by Dane Cruikshank), 12/1/19 (W)

By Opponents—Rob Morris (68 yards) at Indianapolis (Gary Anderson's FG blocked by Montae Reagor), 12/5/04 (L)

PUNT BLOCKED

By Titans—Tim Shaw vs. Pittsburgh (Drew Butler), 10/11/12 (W)

By Opponents—E.J. Speed, vs. Indianapolis (Trevor Daniel), 11/12/20 (L)

PUNT BLOCKED AND RETURNED FOR TD

By Titans—Jason McCourty vs. Indianapolis (Pat McAfee's punt blocked by Patrick Bailey and recovered in end zone by McCourty), 10/30/11 (W)

By Opponents—T.J. Carrie (6 yards), vs. Indianapolis (Trevor Daniel's punt blocked by E.J. Speed), 11/12/20 (L)

FIVE FIELD GOALS

By Titans—Stephen Gostkowski (6) at Minnesota, 9/27/20 (W)

By Opponents—Jason Myers (5), vs. New York Jets, 12/2/18 (W)

FOUR FIELD GOALS

By Titans—Randy Bullock at Seattle, 9/19/21 (W)

By Opponents—Ka'imi Fairbairn, at Houston, 1/3/21 (W)

THREE FIELD GOALS

By Titans—Randy Bullock (3) at N.Y. Jets, 10/3/21 (L)

By Opponents—Tyler Bass (3), vs. Buffalo, 10/18/21 (W)

REGULAR SEASON: THE LAST TIME THE TENNESSEE TITANS ...

SUCCESSFUL ONSIDE KICK

By Titans—Rob Bironas kicks and Daimion Stafford recovers, vs. Arizona, 12/15/13 (L)

By Opponents—Connor Barth kicks and Adrian Amos recovers, at Chicago, 11/27/16 (W)

MISSED PAT

By Titans—Randy Bullock at Jacksonville, 10/10/21 (W)

By Opponents—Matthew Wright, at Jacksonville, 10/10/21 (W)

TWO-POINT CONVERSIONS**TWO-POINT CONVERSION MADE**

By Titans—MyCole Pruitt (pass from Ryan Tannehill) at N.Y. Jets, 10/3/21 (L)

By Opponents—Josh Allen (pass from Dawson Knox), vs. Buffalo, 10/18/21 (W)

TWO-POINT CONVERSION FAILED

By Titans—vs. Cleveland (run failed), 12/6/20 (L)

By Opponents—at Jacksonville (pass failed), 10/10/21 (W)

INDIVIDUAL OFFENSIVE PERFORMANCES**INDIVIDUAL WITH 200 SCRIMMAGE YARDS**

By Titans—Derrick Henry (237 yards) at Seattle, 9/19/21 (W)

By Opponents—Todd Gurley (276 yards), vs. Los Angeles Rams, 12/24/17 (L)

RUSHING TOUCHDOWN AND RECEIVING TOUCHDOWN

By Titans—Derrick Henry (1 rushing, 1 receiving) at Carolina, 11/3/19 (L)

By Opponents—Nyheim Hines (1 rushing, 1 receiving), vs. Indianapolis, 11/12/20 (L)

RUSHING TOUCHDOWN AND PASSING TOUCHDOWN

By Titans—Ryan Tannehill (1 passing, 1 rushing) vs. Kansas City, 10/24/21 (W)

By Opponents—Trevor Lawrence (1 passing, 1 rushing), at Jacksonville, 10/10/21 (W)

INDIVIDUAL RUSHING**200 YARDS RUSHING**

By Titans—Derrick Henry (250 yards) at Houston, 1/3/21 (W)

By Opponents—Le'Veon Bell (204 yards) vs. Pittsburgh, 11/17/14 (L)

150 YARDS RUSHING

By Titans—Derrick Henry (157 yards) at N.Y. Jets, 10/3/21 (L)

By Opponents—Dalvin Cook (181 yards), at Minnesota, 9/27/20 (W)

100 YARDS RUSHING

By Titans—Derrick Henry (143 yards) vs. Buffalo, 10/18/21 (W)

By Opponents—James Robinson (149 yards), at Jacksonville, 10/10/21 (W)

CONSECUTIVE 100-YARD RUSHING GAMES

By Titans—Derrick Henry at Seattle (182 yards), 9/19/21 (W); vs. Indianapolis, 9/26/21 (W); at N.Y. Jets, 10/3/21 (L); at Jacksonville, 10/10/21 (W); vs. Buffalo, 10/18/21 (W)

30 OR MORE CARRIES

By Titans—Derrick Henry (33 att) at N.Y. Jets, 10/3/21 (L)

By Opponents—Melvin Gordon (32 carries) at San Diego, 11/6/16 (L)

RUSHING PLAY OF 80 OR MORE YARDS

By Titans—Derrick Henry (94 yards) vs. Houston, 10/18/20 (W)

By Opponents—Lamar Miller (97 yards), at Houston, 11/26/18 (L)

RUSHING PLAY OF 50 OR MORE YARDS

By Titans—Derrick Henry (76 yards) vs. Buffalo, 10/18/21 (W)

By Opponents—James Robinson (58 yards), at Jacksonville, 10/10/21 (W)

THREE TOUCHDOWNS RUSHING

By Titans—Derrick Henry (3) vs. Buffalo, 10/18/21 (W)

By Opponents—Corey Dillon (4) at Cincinnati, 12/4/97 (L)

TWO TOUCHDOWNS RUSHING

By Titans—Derrick Henry (3) vs. Buffalo, 10/18/21 (W)

By Opponents—Chris Carson (2), at Seattle, 9/19/21 (W)

INDIVIDUAL PASSING**400 YARDS PASSING**

By Titans—Ryan Fitzpatrick (402 yards) vs. Arizona, 12/15/13 (L)

By Opponents—Patrick Mahomes (446 yards), vs. Kansas City, 11/10/19 (W)

300 YARDS PASSING

By Titans—Ryan Tannehill (347 yards) at Seattle, 9/19/21 (W)

By Opponents—Josh Allen (353 yards), vs. Buffalo, 10/18/21 (W)

CONSECUTIVE 300-YARD PASSING GAMES

By Titans—Matt Hasselbeck vs. Baltimore (358 yards), 9/18/11 (W), vs. Denver (311 yards), 9/25/11 (W)

FIVE TOUCHDOWN PASSES

By Titans—Steve McNair vs. Jacksonville, 12/26/99 (W)

By Opponents—Blake Bortles vs. Jacksonville, 12/6/15 (W)

FOUR TOUCHDOWN PASSES

By Titans—Ryan Tannehill vs. Houston, 10/18/20 (W)

By Opponents—Kyler Murray, vs. Arizona, 9/12/21 (L)

50 OR MORE PASS ATTEMPTS

By Titans—Zach Mettenberger (51 att) vs. Houston, 12/27/15 (L)

By Opponents—Nick Foles (52 att), vs. Chicago, 11/8/20 (W)

40 OR MORE PASS ATTEMPTS

By Titans—Ryan Tannehill (49 att) at N.Y. Jets, 10/3/21 (L)

By Opponents—Josh Allen (47 att), vs. Buffalo, 10/18/21 (W)

30 OR MORE COMPLETIONS

By Titans—Ryan Tannehill (30 comp) at N.Y. Jets, 10/3/21 (L)

By Opponents—Josh Allen (35 comp), vs. Buffalo, 10/18/21 (W)

NO SACKS ALLOWED

By Titans—vs. Buffalo, 10/18/21 (W)

By Opponents—vs. Detroit, 12/20/20 (W)

COMPLETION OF 80 OR MORE YARDS

By Titans—Ryan Tannehill (91 yards) at Oakland, 12/8/19 (W)

By Opponents—Jared Goff (80 yards), vs. Los Angeles Rams, 12/24/17 (L)

COMPLETION OF 50 OR MORE YARDS

By Titans—Ryan Tannehill (51 yards) at Seattle, 9/19/21 (W)

By Opponents—Trevor Lawrence (58 yards), at Jacksonville, 10/10/21 (W)

INDIVIDUAL RECEIVING**200 YARDS RECEIVING**

By Titans—Kenny Britt (225 yards) vs. Philadelphia, 10/24/10 (W)

By Opponents—DeAndre Hopkins (238 yards) at Houston, 11/30/14 (L)

150 YARDS RECEIVING

By Titans—A.J. Brown (151 yards) at Houston, 1/3/21 (W)

By Opponents—Tyler Lockett (178 yards), at Seattle, 9/19/21 (W)

100 YARDS RECEIVING

By Titans—A.J. Brown (133 yards) vs. Kansas City, 10/24/21 (W)

By Opponents—Corey Davis (111 yards), at N.Y. Jets, 10/3/21 (L)

CONSECUTIVE 100-YARD RECEIVING GAMES

By Titans—A.J. Brown at Oakland (153 yards), 12/8/19 (W), vs. Houston (114 yards), 12/15/19 (L)

10 OR MORE RECEPTIONS

By Titans—A.J. Brown (10 rec.) at Houston, 1/3/21 (W)

By Opponents—Brandin Cooks (11 rec.), at Houston, 1/3/21 (W)

RECEPTION OF 80 OR MORE YARDS

By Titans—A.J. Brown (91 yards) at Oakland, 12/8/19 (W)

REGULAR SEASON: THE LAST TIME THE TENNESSEE TITANS ...

By Opponents—Todd Gurley (80 yards), vs. Los Angeles Rams, 12/24/17 (L)

RECEPTION OF 50 OR MORE YARDS

By Titans—Julio Jones (51 yards) at Seattle, 9/19/21 (W)

By Opponents—Laviska Shenault Jr. (58 yards), at Jacksonville, 10/10/21 (W)

THREE TOUCHDOWN RECEPTIONS

By Titans—Kenny Britt vs. Philadelphia, 10/24/10 (W)

By Opponents—Davante Adams, at Green Bay, 12/27/20 (L)

TWO TOUCHDOWN RECEPTIONS

By Titans—A.J. Brown vs. Houston, 10/18/20 (W)

By Opponents—DeAndre Hopkins and Christian Kirk, vs. Arizona, 9/12/21 (L)

COMBINED OFFENSIVE PERFORMANCES BY TEAMMATES

100-YARD RUSHER AND 100-YARD RECEIVER IN A GAME

By Titans—Derrick Henry (182 rush.) and Julio Jones (128 rec.) at Seattle, 9/19/21 (W)

By Opponents—AJ Dillon (124 rush.) and Davante Adams (142 rec.), at Green Bay, 12/27/20 (L)

By One Player (Opponent)—Todd Gurley (118 rush. and 158 receiving), vs. Los Angeles Rams, 12/24/17 (L)

100-YARD RUSHER, 100-YARD RECEIVER AND 300-YARD PASSER IN A GAME

By Titans—Derrick Henry (182 rush.), Julio Jones (128 rec.) and Ryan Tannehill (347 pass.) at Seattle, 9/19/21 (W)

By Opponents—Todd Gurley (118 rush. and 158 rec.) and Jared Goff (301 pass.), vs. Los Angeles Rams, 12/24/17 (L)

300-YARD PASSER AND 100-YARD RECEIVER IN A GAME

By Titans— Ryan Tannehill (347 pass.) and Julio Jones (128 rec.) at Seattle, 9/19/21 (W)

By Opponents—Russell Wilson (343 pass.), Tyler Lockett (178 rec.), at Seattle, 9/19/21 (W)

100-YARD RUSHER AND 300-YARD PASSER IN A GAME

By Titans—Derrick Henry (182 rush.) and Ryan Tannehill (347 pass.) at Seattle, 9/19/21 (W)

By Opponents— Gardner Minshew II (339 pass.) and James Robinson (102 rush.), vs. Jacksonville, 9/20/20 (W)

TWO 100-YARD RUSHERS IN A GAME

By Titans—Chris Johnson (125 yards) and LenDale White (106 yards) at Detroit, 11/27/08 (W)

By Opponents—Arian Foster (115 yards) and Ben Tate (104 yards) vs. Houston, 10/23/11 (L)

TWO 100-YARD RECEIVERS IN A GAME

By Titans—Justin Hunter (109 yards) and Kendall Wright (103 yards) at Oakland, 11/24/13 (W)

By Opponents—Zach Ertz (112 rec.) and Alshon Jeffery (105 rec.), vs. Philadelphia, 9/30/18 (W)

INDIVIDUAL DEFENSE

INTERCEPTION RETURNED FOR TOUCHDOWN

By Titans—Malcolm Butler (38 yards) at Cleveland, 9/8/19 (W)

By Opponents—Trumaine Johnson (31 yards), vs. New York Jets, 12/2/18 (W)

FUMBLE RETURNED FOR TOUCHDOWN

By Titans—Kevin Byard (30 yards) at Jacksonville, 10/10/21 (W)

By Opponents—Yannick Ngakoue (67 yards) vs. Jacksonville, 12/31/17 (W)

SAFETY SCORED

By Titans—Browns quarterback Baker Mayfield sacked in end zone by Cameron Wake, at Cleveland, 9/8/19 (W)

By Opponents—Ryan Tannehill sacked in end zone by Romeo Okwara vs. Detroit, 12/20/20 (W)

THREE INTERCEPTIONS

By Titans—Kevin Byard (3) at Cleveland, 10/22/17 (W)

By Opponents—Glover Quin (3) at Houston, 11/28/10 (L)

TWO INTERCEPTIONS

By Titans—Malcolm Butler (2) vs. Buffalo, 10/13/20 (W)

By Opponents—Reshad Jones at Miami, 9/9/18 (L)

THREE SACKS

By Titans—Jason Jones (3.5) vs. Pittsburgh, 12/21/08 (W)

By Opponents—Chandler Jones (5.0), vs. Arizona, 9/12/21 (L)

POSTSEASON: THE LAST TIME THE TENNESSEE TITANS ...

GAMES WON (PLAYOFFS)

WON BY SCORING IN THE LAST TWO MINUTES OF REGULATION

By Titans—Gary Anderson 46-yard field goal with 0:29 remaining, at Baltimore, 1/3/04 (W)

By Opponents—Matt Stover 43-yard field goal with 0:53 remaining, vs. Baltimore, 1/10/09 (L)

WON OVERTIME GAME

By Titans—Tennessee 34, vs. Pittsburgh 31, 1/11/03 (W)

By Opponents—at Buffalo 41, Houston 38, 1/3/93 (L)

WON BY 20 OR MORE POINTS

By Titans/Oilers—Never Happened

By Opponents—at New England 35, Tennessee 14, 1/13/18 (L)

WON BY SHUTOUT

By Titans/Oilers—Never Happened

By Opponents—Never Happened

TEAM SCORING (PLAYOFFS)

SCORED 50 POINTS

By Titans/Oilers—Never Happened

By Opponents—at Oakland 56, Houston 7, 12/21/69 (L)

SCORED 40 POINTS

By Titans/Oilers—Never Happened

By Opponents—at Oakland 41, Tennessee 24, 1/19/03 (L)

SCORED 20 POINTS IN A QUARTER

By Titans—Never in Titans era (since 1999)

By Oilers—21 points in second quarter, at Buffalo, 1/3/93 (L)

By Opponents—21 points in second quarter, at New England, 1/13/18 (L)

SCORED 30 POINTS IN A HALF

By Titans/Oilers—Never Happened

By Opponents—35 points in second half, at Buffalo, 1/3/93 (L)

SCORED TOUCHDOWNS ON OFFENSE, DEFENSE AND SPECIAL TEAMS

By Titans/Oilers—Never Happened

By Opponents—Never Happened

SCORED A TOUCHDOWN ON FIRST OFFENSIVE POSSESSION

By Titans—Anthony Firkser 12-yard pass from Ryan Tannehill, at New England, 1/4/20 (W)

By Opponents—Bethel Johnson 41-yard pass from Tom Brady, at New England, 1/10/04 (L)

TEAM YARDAGE TOTALS (PLAYOFFS)

500 TOTAL NET YARDS

By Titans/Oilers—Never Happened

By Opponents—at Baltimore (530 yards), 1/11/20 (W)

400 TOTAL NET YARDS

By Titans—vs. Pittsburgh (430 yards), 1/11/03 (W)

By Opponents—vs Baltimore (401 yards), 1/10/21 (L)

POSTSEASON: THE LAST TIME THE TENNESSEE TITANS ...

TEAM DEFENSE (PLAYOFFS)

HELD OPPONENT WITHOUT A TOUCHDOWN

By Titans—Never in Titans era (since 1999)

By Oilers—Houston 10, at San Diego 3, 12/24/61 (W)

By Opponents—at San Diego 17, Tennessee 6, 1/6/08 (L)

HELD OPPONENT TO 200 OR FEWER NET YARDS OF OFFENSE

By Titans—vs. Baltimore (134 net yards), 1/7/01 (L)

By Opponents—vs. Buffalo (194 net yards), 1/8/00 (W)

HELD OPPONENT TO 50 OR FEWER YARDS RUSHING

By Titans—vs. Baltimore (50 yards), 1/10/09 (L)

By Opponents—vs. Kansas City (39 yards), 1/16/94 (L)

HELD OPPONENT TO 100 OR FEWER NET YARDS PASSING

By Titans—vs. Buffalo (97 net yards), 1/8/00 (W)

By Opponents—at Baltimore (83 net yards), 1/11/20 (W)

SEVEN OR MORE SACKS BY TEAM

By Titans/Oilers—Never Happened

By Opponents—at New England (8 sacks), 1/13/18 (L)

SPECIAL TEAMS (PLAYOFFS)

KICKOFF RETURNED FOR TOUCHDOWN

By Titans—Derrick Mason (80 yards) at Jacksonville, 1/23/00 (W)

By Opponents—Never Happened

RETURNED OPENING KICKOFF FOR TOUCHDOWN

By Titans/Oilers—Never Happened

By Opponents—Never Happened

PUNT RETURNED FOR TOUCHDOWN

By Titans/Oilers—Never Happened

By Opponents—Never Happened

FIELD GOAL BLOCKED

By Titans/Oilers—Never Happened

By Opponents—Richard Seymour at New England (Gary Anderson), 1/10/04 (L)

FIELD GOAL BLOCKED, RETURNED FOR TD

By Titans/Oilers—Never Happened

By Opponents—Anthony Mitchell (90 yards) vs. Baltimore (Al Del Greco's FG blocked by Keith Washington), 1/7/01 (L)

PUNT BLOCKED

By Titans—Chris Coleman vs. Baltimore (Kyle Richardson, twice), 1/7/01 (L)

By Opponents—Jerry Olsavsky vs. Pittsburgh (Greg Montgomery), 12/31/89 (L)

PUNT BLOCKED AND RETURNED FOR TD

By Titans/Oilers—Never Happened

By Opponents—Never Happened

FIVE FIELD GOALS

By Titans/Oilers—Never Happened

By Opponents—Never Happened

FOUR FIELD GOALS

By Titans—Al Del Greco at Indianapolis, 1/16/00 (W)

By Opponents—Gary Anderson (OT) vs. Pittsburgh, 12/31/89 (L)

THREE FIELD GOALS

By Titans—Al Del Greco (4) at Indianapolis, 1/16/00 (W)

By Opponents—Jeff Reed vs. Pittsburgh, 1/11/03 (W)

MISSED PAT (KICK)

By Titans/Oilers—Never Happened

By Opponents—David Treadwell (Wide Left) at Denver, 1/4/92 (L)

TWO-POINT CONVERSIONS (PLAYOFFS)

TWO-POINT CONVERSION MADE

By Titans/Oilers—Never Happened

By Opponents—Plaxico Burress (pass from Hines Ward) vs. Pittsburgh, 1/11/03 (W)

TWO-POINT CONVERSION FAILED

By Titans—at New England (run failed), 1/4/20 (W)

By Opponents—at Baltimore (pass failed), 1/11/20 (W)

INDIVIDUAL OFFENSIVE PERFORMANCES (PLAYOFFS)

INDIVIDUAL WITH 200 SCRIMMAGE YARDS

By Titans—Derrick Henry (202 yards) at Baltimore, 1/11/20 (W)

By Opponents—Never Happened

RUSHING TOUCHDOWN AND RECEIVING TOUCHDOWN

By Titans—Never in Titans era (since 1999)

By Oilers—Allen Pinkett at Cleveland, 12/24/88 (W)

By Opponents—James White at New England, 1/13/18 (L)

RUSHING TOUCHDOWN AND PASSING TOUCHDOWN

By Titans—Ryan Tannehill at Baltimore, 1/11/20 (W)

By Opponents—Patrick Mahomes at Kansas City, 1/19/20 (L)

INDIVIDUAL RUSHING (PLAYOFFS)

200 YARDS RUSHING

By Titans/Oilers—Never Happened

By Opponents—Never Happened

150 YARDS RUSHING

By Titans—Derrick Henry (195 yards) at Baltimore, 1/11/20 (W)

By Opponents—Paul Lowe (165 yards) vs. Los Angeles Chargers, 1/1/61 (W)

100 YARDS RUSHING

By Titans—Derrick Henry (195 yards) at Baltimore, 1/11/20 (W)

By Opponents—Lamar Jackson (136 yards), vs. Baltimore, 1/10/21 (L)

CONSECUTIVE 100-YARD RUSHING GAMES

By Titans—Derrick Henry at New England (182 yards), 1/4/20 (W), at Baltimore (195 yards), 1/11/20 (W)

30 OR MORE CARRIES

By Titans—Derrick Henry (30) at Baltimore, 1/11/20 (W)

By Opponents—Never Happened

RUSHING PLAY OF 80 OR MORE YARDS

By Titans/Oilers—Never Happened

By Opponents—Never Happened

RUSHING PLAY OF 50 OR MORE YARDS

By Titans—Derrick Henry (66 yards) at Baltimore, 1/11/20 (W)

By Opponents—Never Happened

THREE TOUCHDOWNS RUSHING

By Titans/Oilers—Never Happened

By Opponents—Never Happened

TWO TOUCHDOWNS RUSHING

By Titans—Steve McNair at Oakland, 1/19/03 (L)

By Opponents—Antowain Smith vs. Buffalo, 1/8/00 (W)

INDIVIDUAL PASSING (PLAYOFFS)

400 YARDS PASSING

By Titans/Oilers—Never Happened

By Opponents—Kurt Warner (414 yards) vs. St. Louis, 1/30/00 (L)

300 YARDS PASSING

By Titans—Steve McNair (338 yards) vs. Pittsburgh, 1/11/03 (W)

By Opponents—Lamar Jackson (365 yards), at Baltimore, 1/11/20 (W)

CONSECUTIVE 300-YARD PASSING GAMES

Playoffs:

By Titans/Oilers—Never Happened

POSTSEASON: THE LAST TIME THE TENNESSEE TITANS ...

FIVE TOUCHDOWN PASSES

By Titans/Oilers—Never Happened

By Opponents—Daryle Lamonica (6) at Oakland, 12/21/69 (L)

FOUR TOUCHDOWN PASSES

By Titans—Never in Titans era (since 1999)

By Oilers—Warren Moon at Buffalo, 1/3/93 (L)

By Opponents—Frank Reich at Buffalo, 1/3/93 (L)

50 OR MORE PASS ATTEMPTS

By Titans—Never in Titans era (since 1999)

By Oilers—Warren Moon (50 att) at Buffalo, 1/3/93 (L)

By Opponents—Lamar Jackson (59 att), at Baltimore, 1/11/20 (W)

40 OR MORE PASS ATTEMPTS

By Titans—Kerry Collins (42 att) vs. Baltimore, 1/10/09 (L)

By Opponents—Lamar Jackson (59 att), at Baltimore, 1/11/20 (W)

30 OR MORE COMPLETIONS

By Titans—Never in Titans era (since 1999)

By Oilers—Warren Moon (32 comp) vs. Kansas City, 1/16/94 (L)

By Opponents—Lamar Jackson (31 comp), at Baltimore, 1/11/20 (W)

NO SACKS ALLOWED

By Titans—at Baltimore, 1/3/04 (W)

By Opponents—at New England, 1/4/20 (W)

COMPLETION OF 80 OR MORE YARDS

By Titans/Oilers—Never Happened

By Opponents—Never Happened

COMPLETION OF 50 OR MORE YARDS

By Titans—Never in Titans era (since 1999)

By Oilers—Dan Pastorini (71 yards) at New England, 12/31/78 (L)

By Opponents—Patrick Mahomes (60 yards), at Kansas City, 1/19/20 (L)

INDIVIDUAL RECEIVING (PLAYOFFS)

200 YARDS RECEIVING

By Titans/Oilers—Never Happened

By Opponents—Never Happened

150 YARDS RECEIVING

By Titans/Oilers—Never Happened

By Opponents—Isaac Bruce (162 yards) vs. St. Louis, 1/30/00 (L)

100 YARDS RECEIVING

By Titans—Justin Gage (135 yards) vs. Baltimore, 1/10/09 (L)

By Opponents—Marquise Brown (109 yards), vs. Baltimore, 1/10/21 (L)

CONSECUTIVE 100-YARD RECEIVING GAMES

By Titans—Never in Titans era (since 1999)

By Oilers—Ernest Givins at Denver (111 yards), 1/4/92 (L), at Buffalo (117 yards), 1/3/93 (L)

10 OR MORE RECEPTIONS

By Titans—Justin Gage (11 rec.) vs. Baltimore, 1/10/09 (L)

By Opponents—Danny Amendola (11 rec.) at New England, 1/13/18 (L)

RECEPTION OF 80 OR MORE YARDS

By Titans/Oilers—Never Happened

By Opponents—Never Happened

RECEPTION OF 50 OR MORE YARDS

By Titans—Never in Titans era (since 1999)

By Oilers—Ken Burrough (71 yards) at New England, 12/31/78 (L)

By Opponents—Sammy Watkins (60 yards), at Kansas City, 1/19/20 (L)

THREE TOUCHDOWN RECEPTIONS

By Titans/Oilers—Never Happened

By Opponents—Andre Reed at Buffalo, 1/3/93 (L)

TWO TOUCHDOWN RECEPTIONS

By Titans/Oilers—Corey Davis at New England, 1/13/18 (L)

By Opponents—Tyreek Hill, at Kansas City, 1/19/20 (L)

COMBINED OFFENSIVE PERFORMANCES BY TEAMMATES (PLAYOFFS)

100-YARD RUSHER AND 100-YARD RECEIVER IN A GAME

By Titans/Oilers—Never Happened

By Opponents—Lamar Jackson (136 rush.) and Marquise Brown (109 rec.), vs. Baltimore, 1/10/21 (L)

100-YARD RUSHER, 100-YARD RECEIVER AND 300-YARD PASSER IN A GAME

By Titans/Oilers—Never Happened

By Opponents—Lamar Jackson (143 rush.), Lamar Jackson (365 pass.) and Marquis Brown (126 rec.), at Baltimore, 1/11/20 (W)

300-YARD PASSER AND 100-YARD RECEIVER IN A GAME

By Titans—Steve McNair (338 pass.) and Frank Wycheck (123 rec.) vs. Pittsburgh, 1/11/03 (W)

By Opponents—Lamar Jackson (365 pass.) and Marquis Brown (126 rec.), at Baltimore, 1/11/20 (W)

100-YARD RUSHER AND 300-YARD PASSER IN A GAME

By Titans/Oilers—Never Happened

By Opponents—Lamar Jackson (143 rush. and 365 pass.), at Baltimore, 1/11/20 (W)

TWO 100-YARD RUSHERS IN A GAME

By Titans/Oilers—Never Happened

By Opponents—Hewritt Dixon (144 yards) and Pete Banaszak (116 yards) at Oakland, 12/31/67 (L)

TWO 100-YARD RECEIVERS IN A GAME

By Titans—Never in Titans era (since 1999)

By Oilers—Mike Barber (112 yards) and Ken Burrough (103 yards) at Miami, 12/24/78 (W)

By Opponents—Chris Chambers (121 yards) and Vincent Jackson (114 yards) at San Diego, 1/6/08 (L)

INDIVIDUAL DEFENSE (PLAYOFFS)

INTERCEPTION RETURNED FOR TOUCHDOWN

By Titans—Logan Ryan (9 yards) at New England, 1/4/20 (W)

By Opponents—Will Demps (56 yards), at Baltimore, 1/3/04 (W)

FUMBLE RETURNED FOR TOUCHDOWN

By Titans/Oilers—Never Happened

By Opponents—Never Happened

SAFETY SCORED

By Titans—Josh Evans and Jason Fisk (sacked Mark Brunell), at Jacksonville, 1/23/00 (W)

By Opponents—Dan Pastorini ran out of the End Zone, at Miami, 12/24/78 (W)

THREE INTERCEPTIONS

By Titans—Never in Titans era (since 1999)

By Oilers—Vernon Perry (4*) at San Diego, 12/29/79 (W)

By Opponents—Never Happened

TWO INTERCEPTIONS

By Titans—Never in Titans era (since 1999)

By Oilers—Bubba McDowell vs. N.Y. Jets, 12/29/91 (W)

By Opponents—Johnny Robinson vs. Dallas Texans, 12/23/62 (L)

THREE SACKS

By Titans—Never in Titans era (since 1999)

By Oilers—Andy Dorris vs. Denver, 12/23/79 (W)

By Opponents—Willie McGinest at New England, 1/10/04 (L)

LAST TIME IN A SEASON THE TITANS ...

TEAM OFFENSE

- Ranked 1st in Overall Offense — 1990
- Ranked 1st in Rushing Offense — 1967 (AFL)
- Ranked 1st in Passing Offense — 1992

TEAM DEFENSE

- Ranked 1st in Overall Defense — 2000
- Ranked 1st in Rushing Defense — 2003
- Ranked 1st in Passing Defense — 2000

GAMES WON (REGULAR SEASON)

- 10 Wins — 2020 (11-5)
- 11 Wins — 2020 (11-5)
- 12 Wins — 2008 (13-3)
- 13 Wins — 2008 (13-3)

ADVANCED IN PLAYOFFS

- Wild Card Round — 2020
- Divisional Round — 2019
- Conference Championship — 2019
- Super Bowl — 1999

RUSHING

- 1,000 Yards — Derrick Henry (2,027), 2020
- 1,500 Yards — Derrick Henry (2,027), 2020
- 2,000 Yards — Derrick Henry (2,027), 2020
- 300 Attempts — Derrick Henry (378), 2020
- 400 Attempts — Eddie George (403), 2000
- 10 Touchdowns — Derrick Henry (10), 2021
- 15 Touchdowns — Derrick Henry (17), 2020

PASSING

- 3,000 Yards — Ryan Tannehill (3,819), 2020
- 3,500 Yards — Ryan Tannehill (3,819), 2020
- 4,000 Yards — Warren Moon (4,690), 1991
- 400 Attempts — Ryan Tannehill (481), 2020
- 500 Attempts — Matt Hasselbeck (518), 2011
- 600 Attempts — Warren Moon (655), 1991
- 20 Touchdowns — Ryan Tannehill (33), 2020
- 30 Touchdowns — Ryan Tannehill (33), 2020
- 90.0 Passer Rating — Ryan Tannehill (106.5), 2020
- 100.0 Passer Rating — Ryan Tannehill (106.5), 2020

RECEIVING

- 80 Receptions — Delanie Walker (94), 2015
- 90 Receptions — Delanie Walker (94), 2015
- 100 Receptions — Haywood Jeffires (100), 1991
- 1,000 Yards — A.J. Brown (1,075), 2020
- 1,500 Yards — Charlie Hennigan (1,546), 1964
- 10 Touchdowns — A.J. Brown (11), 2020
- 15 Touchdowns — Bill Groman (17), 1961

SCORING

- 100 Points — Derrick Henry (104), Stephen Gostkowski (100), 2020
- 110 Points — Ryan Succop (136), 2017
- 120 Points — Ryan Succop (136), 2017
- 130 Points — Ryan Succop (136), 2017
- 30 Field Goals — Ryan Succop (35), 2017
- 35 Field Goals — Ryan Succop (35), 2017
- 10 Touchdowns — Derrick Henry (10), 2021
- 15 Touchdowns — Derrick Henry (17), 2020

DEFENSE

- 7 Interceptions — Kevin Byard (8), 2017
- 8 Interceptions — Kevin Byard (8), 2017
- 9 Interceptions — Mike Reinfeldt (12), 1979
- 10 Interceptions — Mike Reinfeldt (12), 1979
- 10 Sacks — Brian Orakpo (10.5), 2016
- 12 Sacks — Jason Babin (12.5), 2010
- 14 Sacks — Jevon Kearse (14.5), 1999
- 150 Tackles — Wesley Woodyard (172), 2017
- 175 Tackles — Keith Bulluck (180), 2002
- 200 Tackles — Gregg Bingham (212), 1980

TITANS RECORDS AT A GLANCE

Team record holders in major statistical categories

SCORING

- Points (Game) — 30 by Billy Cannon (5 TDs) at N.Y. Titans, 12/10/61
- Points (Season) — 136 by Al Del Greco, 1998; by Ryan Succop, 2017
- Points (Career) — 1,060 by Al Del Greco, 1991-00
- Touchdowns (Game) — 5 by Billy Cannon at N.Y. Titans, 12/10/61
- Touchdowns (Season) — 19 by Earl Campbell, 1979
- Touchdowns (Career) — 74 by Eddie George, 1996-03
- Field Goals (Game) — 8 by Rob Bironas at Hou., 10/21/07
- Field Goals (Season) — 36 by Al Del Greco, 1998
- Field Goals (Career) — 246 by Al Del Greco, 1991-00

RUSHING

- Rushing Yards (Game) — 250 by Derrick Henry at Hou., 1/3/21
- Rushing Yards (Season) — 2,027 by Derrick Henry, 2020
- Rushing Yards (Career) — 10,009 by Eddie George, 1996-03
- Rushing Touchdowns (Game) — 4 by Earl Campbell vs. Mia., 11/20/78; Lorenzo White vs. Cle., 12/9/90; Derrick Henry vs. Jax, 12/6/18
- Rushing Touchdowns (Season) — 19 by Earl Campbell, 1979
- Rushing Touchdowns (Career) — 73 by Earl Campbell, 1978-84

PASSING

- Passing Yards (Game) — 527 by Warren Moon at K.C., 12/16/90
- Passing Yards (Season) — 4,690 by Warren Moon, 1991
- Passing Yards (Career) — 33,685 by Warren Moon, 1984-93
- Passing Touchdowns (Game) — 7 by George Blanda vs. N.Y. Titans, 11/19/61
- Passing Touchdowns (Season) — 36 by George Blanda, 1961
- Passing Touchdowns (Career) — 196 by Warren Moon, 1984-93
- Passer Rating (Game) — 158.3 by Chris Chandler at Cin., 9/24/95
- Passer Rating (Season) — 117.5 by Ryan Tannehill, 2019
- Passer Rating (Career) — 90.5 by Marcus Mariota, 2015-19

RECEIVING

- Receptions (Game) — 13 (three times, last by Drew Bennett at Oak., 12/19/04)
- Receptions (Season) — 101 by Charlie Hennigan, 1964
- Receptions (Career) — 542 by Ernest Givins, 1986-94
- Receiving Yards (Game) — 272 by Charlie Hennigan at Bos., 10/13/61
- Receiving Yards (Season) — 1,746 by Charlie Hennigan, 1961
- Receiving Yards (Career) — 7,935 by Ernest Givins, 1986-94
- Receiving Touchdowns (Game) — 3 (17 times, last by Kenny Britt vs. Phi., 10/24/10)
- Receiving Touchdowns (Season) — 17 by Bill Groman, 1961
- Receiving Touchdowns (Career) — 51 by Charlie Hennigan, 1960-66

PUNTING

- Punts (Game) — 11 (twice by Rich Camarillo, last at Pit., 12/3/95)
- Punts (Season) — 96 by Rich Camarillo, 1994
- Punts (Career) — 884 by Brett Kern, 2009-21

PUNT RETURNS

- Punt Return Yards (Game) — 160 by Darius Reynaud vs. Jax., 12/30/12
- Punt Return Average (Season) — 15.4 by Billy Johnson, 1977
- Punt Return Average (Career) — 13.2 by Billy Johnson, 1974-80

KICKOFF RETURNS

- Kickoff Return Yards (Game) — 240 by Bobby Jancik at Oak., 12/22/63
- Kickoff Return Average (Season) — 31.7 by Darius Jennings, 2018
- Kickoff Return Average (Career) — 26.5 by Bobby Jancik, 1962-67

INTERCEPTIONS

- Interceptions (Game) — 3 (nine times, last by Kevin Byard at Cle., 10/22/17)
- Interceptions (Season) — 12 by Freddy Glick, 1963; by Mike Reinfeldt, 1979
- Interceptions (Career) — 45 by Jim Norton, 1960-68

SACKS

- Sacks (Game) — 4 (five times, last by William Fuller vs. Pit., 11/28/93)
- Sacks (Season) — 17 by Elvin Bethea, 1973
- Sacks (Career) — 105 by Elvin Bethea, 1968-83

TENNESSEE TITANS 2021 PARTICIPATION CHART

Player	9/12	9/19	9/26	10/3	10/10	10/18	10/24	10/31	11/7	11/14	11/21	11/28	12/12	12/19	12/23	1/2	1/9	Season Totals			
	Ari	@Sea	Ind	@NYJ	@Jax	Buf	KC	@Ind	@LAR	NO	Hou	@NE	Jax	@Pit	SF	Mia	@Hou	GP	GS	DNP	IA
Adeniyi, Ola	P	P	P	P	P	P	P											7	0	0	0
Anderson, Abdullah	X	X	X	PS	PS	PS	PS											0	0	0	0
Autry, Denico	P	P	DE	DE	DE	DE	DE											7	5	0	0
Badgley, Michael	P	X	X	X	X	X	X											1	0	0	0
Barkley, Matt	PS	PS	PS	PS	PS	PS	PS											0	0	0	0
Batson, Cameron	IA	IA	P	P	P	P	IR											4	0	0	2
Bello, B.J.	IR	IR	IR	IR	IR	IR	IR											0	0	0	0
Blasingame, Khari	P	FB	IA	P	FB	P	FB											6	3	0	1
Bledsoe, Amani	PS	PS	PS	DE	DE	P	IA											3	2	0	1
Boddy-Calhoun, Briean	PS	PS	PS	PS	PS	PS	PS											0	0	0	0
Borders, Breon	P	P	P	P	P	P	P											7	0	0	0
Breeze, Brady	R/C	IR	IR	IR	IR	IR	P											1	0	0	0
Brewer, Aaron	DNP	P	P	P	IR	IR	IR											3	0	1	0
Brown, Andrew	X	X	PS	X	X	X	X											0	0	0	0
Brown, A.J.	WR	WR	WR	IA	WR	WR	WR											6	6	0	1
Brown, Jayon	ILB	IA	P	P	IR	IR	IR											3	1	0	1
Bullock, Randy	PS	P	P	P	P	P	P											6	0	0	0
Byard, Kevin	S	S	S	S	S	S	S											7	7	0	0
Carter, Jamal	PS	PS	PS	PS	P	PS	PS											1	0	0	0
Carter, Tory	PS	PS	P	P	PS	P	PS											3	0	0	0
Coley, Trevon	IR	IR	IR	IR	IR	IR	IR											0	0	0	0
Cox, Morgan	P	P	P	P	P	P	P											7	0	0	0
Cruikshank, Dane	P	P	S	S	S	P	S											7	4	0	0
Davis, Nate	RG	RG	RG	RG	RG	RG	RG											7	7	0	0
DilLauro, Christian	X	X	PS	PS	PS	PS	PS											0	0	0	0
Dupree, Bud	OLB	OLB	DNP	IA	IA	P	P											4	2	1	2
Dzubnar, Nick	P	P	P	P	P	P	P											7	0	0	0
Evans, Darrynton	IR	IR	IR	IR	IR	IR	P											1	0	0	0
Evans, Rashaan	ILB	ILB	ILB	ILB	ILB	ILB	ILB											7	7	0	0
Farley, Caleb	P	IA	IA	IA	P	CB	IR											3	1	0	3
Farley, Matthias	P	P	P	P	P	P	P											7	0	0	0
Ficken, Sam	IR	IR	IR	IR	IR	IR	IR											0	0	0	0
Finch, Sharif	X	X	X	P	X	X	X											1	0	0	0
Firkser, Anthony	P	IA	IA	TE	P	P	P											5	1	0	2
Fitzpatrick, Dez	PS	PS	PS	PS	PS	PS	PS											0	0	0	0
Fort, Austin	X	PS	PS	PS	PS	PS	PS											0	0	0	0
Fulton, Kristian	CB	CB	CB	CB	CB	IR	IR											5	5	0	0
Gary, Derwin	X	X	X	X	X	PS	PS											0	0	0	0
Hamilton IV, Woodrow	PS	PS	P	P	IA	X	X											2	0	0	1
Hart, Bobby	X	X	X	X	X	X	P											1	0	0	0
Henry, Derrick	RB	RB	RB	RB	RB	RB	RB											7	7	0	0
Hooker, Amani	S	IR	IR	IR	IR	S	IA											2	2	0	1
Hudson, Tommy	IA	P	P	P	IR	IR	IR											3	0	0	1
Jackson, Chris	IA	P	DB	P	P	P	P											5	1	0	2
Jenkins, Jackrabbit	CB	CB	CB	CB	CB	CB	CB											7	7	0	0
Johnson, Jan	PS	X	X	X	X	X	X											0	0	0	0
Johnson, Marcus	IR	IR	IR	IR	WR	P	P											3	1	0	0
Jones, Ben	C	C	C	C	C	C	C											7	7	0	0
Jones, Chris	PS	PS	PS	PS	PS	PS	P											1	0	0	0
Jones, Joe	X	PS	PS	PS	P	P	P											3	0	0	0
Jones, Julio	WR	WR	WR	IA	IA	WR	WR											5	5	0	2
Jones, Naquan	PS	PS	IA	P	P	P	P											4	0	0	1
Kemp, Brandon	IR	IR	IR	IR	IR	IR	IR											0	0	0	0
Kern, Brett	P	P	P	IA	IA	R/C	P											4	0	0	2
Kinsey, Mason	PS	PS	PS	PS	PS	PS	P											1	0	0	0
Lamm, Kendall	P	P	P	P	P	P	LT											7	1	0	0
Landry III, Harold	OLB	OLB	OLB	OLB	OLB	OLB	OLB											7	7	0	0
Levin, Corey	PS	PS	PS	PS	P	DNP	P											2	0	1	0
Lewan, Taylor	LT	IA	LT	LT	LT	LT	IA											5	5	0	2
Long Jr., David	IA	ILB	ILB	ILB	ILB	ILB	ILB											6	6	0	1
Mabin, Greg	X	X	X	X	X	X	CB											1	1	0	0
McCann, Tucker	IR	IR	IR	IR	X	X	X											0	0	0	0
McDougald, Bradley	P	S	X	X	X	X	X											2	1	0	0
McMath, Racey	P	P	P	P	IR	IR	IR											4	0	0	0
McNichols, Jeremy	P	P	P	P	P	P	P											7	0	0	0
Molden, Elijah	P	P	P	P	P	CB	CB											7	2	0	0
Moore, Briley	IR	IR	IR	IR	IR	IR	IR											0	0	0	0
Munyer, Daniel	IR	IR	IR	IR	IR	IR	IR											0	0	0	0
Murchison, Larrell	DE	DE	P	IR	IR	IR	P											4	2	0	0
Murray, Jimmy	X	X	X	X	X	PS	PS											0	0	0	0
Peko, Kyle	X	X	X	X	X	PS	PS											0	0	0	0
Pruitt, MyCole	TE	P	P	TE	P	P	P											7	2	0	0
Quessenberry, David	RT	RT	RT	RT	RT	RT	RT											7	7	0	0
Radunz, Dillon	IA	P	IA	IA	P	P	P											4	0	0	3
Reid, Caraun	X	X	X	X	P	PS	PS											1	0	0	0
Reynolds, Josh	IA	P	IA	P	P	IA	P											4	0	0	3
Rice, Monty	P	P	P	P	P	IA	IA											5	0	0	2
Roberson, Derick	P	IA	IA	IR	IR	IR	IR											1	0	0	2
Rogers, Chester	P	P	P	P	P	WR	IA											6	1	0	1
Roos, Jordan	PS	PS	PS	PS	PS	PS	PS											0	0	0	0
Rush, Anthony	P	P	X	X	X	X	X											2	0	0	0
Saffold III, Rodger	LG	LG	LG	LG	LG	LG	LG											7	7	0	0
Sambrailo, Ty	P	LT	P	P	IA	X	X											4	1	0	1
Santoso, Ryan	X	PS	X	X	X	X	X											0	0	0	0
Sargent, Mekhi	P	P	P	IA	IA	IA	X											3	0	0	3
Simon, John	X	X	X	X	P	IA	IA											1	0	0	2
Simmons, Jeffery	DT	DT	DT	DT	DT	DT	DT											7	7	0	0
Swaim, Geoff	TE	TE	TE	TE	TE	TE	TE											7	7	0	0
Tannehill, Ryan	QB	QB	QB	QB	QB	QB	QB											7	7	0	0
Tart, Teair	NT	NT	NT	NT	NT	NT	NT											7	7	0	0
Townsend, Johnny	X	X	X	P	P	P	X											3	0	0	0
Weaver, Rashad	IA	P	P	IR	IR	IR	IR											2	0	0	1
Westbrook-Ikhine, Nick	P	P	WR	WR	IA	P	P											6	2	0	1
Williamson, Avery	X	X	X	X	X	DNP	P											1	0	1	0
Woodside, Logan	DNP	DNP	DNP	DNP	DNP	DNP	P											1	0	6	0

Starters indicated by position (QB, RB, ILB, etc.); P = played but did not start; DNP = active but did not play; IA = inactive for game; PS = practice squad; PS-I = practice squad injured; P/SUS = practice squad/suspended; X = not on roster; IR = injured reserve; SUS = reserve/suspended; NFI = non-football illness; PUP = physically unable to perform; R/O = reserve/opt-out; R/C = reserve/COVID-19; R/PSC = reserve/practice squad COVID-19

GAME PREVIEW

TEAM NOTES

PLAYER NOTES

MEDIA

STATISTICS

ROSTERS

TENNESSEE TITANS 2021 TRANSACTIONS

January 2	Activated P BRETT KERN from reserve/COVID-19; activated K SAM SLOMAN from the practice squad to the active roster standard elevation; activated OLB BROOKS REED from the practice squad to the active roster COVID-19 replacement		
January 3	Placed DT TEAIR TART on reserve/COVID-19		
January 6	Released WR RASHARD DAVIS from the practice squad; signed WR MARCUS JOHNSON to the practice squad; restored OLB TUZAR SKIPPER to the practice from practice squad injured	May 17	Waived WR RASHARD DAVIS ; waived non-football injury LB DAVIN BELLAMY ; signed free agent WR KALIJA LIPSCOMB
January 7	Activated K STEPHEN GOSTKOWSKI from reserve/COVID-19; placed G/C AARON BREWER on reserve/COVID-19	May 26	Signed free agent T CHRISTIAN DiLAURO
January 11	Signed T PAUL ADAMS , WR RASHARD DAVIS , TE PARKER HESSE , WR CODY HOLLISTER , TE TOMMY HUDSON , LB JAN JOHNSON , T BRANDON KEMP , QB DeSHONE KIZER , K TUCKER McCANN , C DANIEL MUNYER , OLB NATE ORCHARD , LS MATT ORZECH , WR CHESTER ROGERS and OLB TUZAR SKIPPER to future contracts	June 3	Waived DT DAYLON MACK ; waived DT JULLIAN TAYLOR with injury waiver; signed free agents DT TREVON COLEY and DT ABRY JONES
January 13	Signed TE JARED PINKNEY to a future contract	June 4	Waived injured T ANTHONY McKINNEY ; placed CB KEVIN JOHNSON on reserve/retired; signed free agent G ADAM COON
January 14	Signed LB DAVIN BELLAMY and DT DAYLON MACK to future contracts	June 8	Waived T ANTHONY McKINNEY from reserve/injured with an injury settlement
January 15	Offensive coordinator ARTHUR SMITH is named head coach of the Atlanta Falcons	June 9	Traded a second-round pick in the 2022 NFL Draft and a conditional fourth-round pick in the 2023 NFL Draft to the Atlanta Falcons for WR JULIO JONES and a sixth-round draft pick in the 2023 NFL Draft
January 18	Activated G/C AARON BREWER and DT TEAIR TART from reserve/COVID-19	June 10	Signed fourth-round choice OLB RASHAD WEAVER
January 21	Signed WR MASON KINSEY to a future contract	June 17	Waived OLB JUSTUS REED ; signed free agent CB KEVIN PETERSON
January 29	Elevated SHANE BOWEN to defensive coordinator, TODD DOWNING to offensive coordinator, RYAN CROW to outside linebackers coach, MATT EDWARDS to assistant special teams coach, ZAK KUHR to inside linebackers assistant and LUKE STECKEL to tight ends coach; hired KENECHI UDEZE as defensive line assistant	July 23	Signed third-round choice CB ELIJAH MOLDEN
February 1	Signed DB MAURICE SMITH to a future contract	July 24	Signed third-round choice LB MONTY RICE ; placed DT ABRY JONES on reserve/retired; placed G/C AARON BREWER and CB CALEB FARLEY on non-football injury; placed OLB BUD DUPREE , RB JEREMY McNICHOLS and T TY SAMBRAILO on physically unable to perform
February 11	Hired ERIK FRAZIER as offensive skill assistant and JASON HOUGHTALING as offensive line assistant	July 25	Waived OLB TUZAR SKIPPER ; signed free agent OLB JOHN SIMON
February 25	Terminated vested veterans WR ADAM HUMPHRIES and CB CHRIS MILTON ; waived CB BREON BORDERS ; signed free agent DT JULLIAN TAYLOR	July 26	Waived DT BRUCE HECTOR ; signed free agents DT KYLE PEKO and DT ANTHONY RUSH
March 1	Signed free agent CB BREON BORDERS	July 28	Placed CB CHRIS JONES on reserve/COVID-19; signed free agent CB BRIEAN BODDY-CALHOUN
March 9	Signed free agent WR MARCUS JOHNSON	July 29	Placed OLB BUD DUPREE on reserve/COVID-19
March 10	Terminated vested veterans CB MALCOLM BUTLER and S KENNY VACCARO	July 30	Waived injured OL ELIJAH NKANSAH ; signed free agents C PATRICK MORRIS and C SPENCER PULLEY
March 16	Terminated vested veterans CB ADOREE' JACKSON and T DENNIS KELLY	July 31	Activated OLB BUD DUPREE from reserve/COVID-19; placed T BRANDON KEMP on injured reserve; waived CB QUENTON MEEKS ; signed free agent TE LUKE STOCKER
March 17	Traded T ISAIAH WILSON and a 2022 seventh-round selection to the Miami Dolphins for their 2021 seventh-round selection; signed free agent TE ANTHONY FIRKSER	August 1	Waived K BLAKE HAUBEIL ; claimed K SAM FICKEN off waivers from the N.Y. Jets; placed TE BRILEY MOORE on injured reserve
March 19	Signed unrestricted free agents DL DENICO AUTRY , LS MORGAN COX , OLB BUD DUPREE and T KENDALL LAMM ; signed free agent CB JANORIS JENKINS	August 2	Moved RB JEREMY McNICHOLS and T TY SAMBRAILO from physically unable to perform to the active roster; moved CB CALEB FARLEY from non-football injury to the active roster
March 22	Signed unrestricted free agents CB KEVIN JOHNSON and T TY SAMBRAILO	August 3	Waived OL ELIJAH NKANSAH from reserve/injured with an injury settlement
March 23	Signed unrestricted free agents LB JAYON BROWN , WR JOSH REYNOLDS and TE GEOFF SWAIM ; signed free agent OLB OLA ADENIYI	August 5	Terminated vested veteran QB DeSHONE KIZER ; placed CB GREG MABIN and C SPENCER PULLEY on injured reserve; signed free agents QB MATT BARKLEY , TE DONNIE ERNSBERGER , T BRENT QVALE and G ROSS REYNOLDS
March 30	Signed unrestricted free agent S MATTHIAS FARLEY	August 6	Moved OLB BUD DUPREE from physically unable to perform to the active roster; waived C PATRICK MORRIS ; activated CB CHRIS JONES from reserve/COVID-19
April 7	Hired JIM SCHWARTZ as senior defensive assistant	August 7	Placed WR CODY HOLLISTER on injured reserve; signed free agent G JORDAN ROOS
April 23	Signed free agents LB B.J. BELLO , DT WOODROW HAMILTON IV , DT BRUCE HECTOR and CB CHRIS JONES	August 10	Waived injured TE DONNIE ERNSBERGER ; terminated vested veterans CB GREG MABIN and C SPENCER PULLEY from reserve/injured with injury settlements
April 29	Claimed OL ELIJAH NKANSAH off waivers from the Indianapolis Colts; drafted CB CALEB FARLEY (first round, 22nd overall)	August 11	Signed free agent TE GABE HOLMES
April 30	Drafted OL DILLON RADUNZ (second round, 53rd overall), LB MONTY RICE (third round, 92nd overall) and CB ELIJAH MOLDEN (third round, 100th overall)	August 12	Waived injured G ADAM COON ; waived WR KALIJA LIPSCOMB ; signed free agents S REGGIE FLOYD and S TEDRIC THOMPSON
May 1	Drafted WR DEZ FITZPATRICK (fourth round, 109th overall), OLB RASHAD WEAVER (fourth round, 135th overall), WR RACEY McMATH (sixth round, 205th overall), S BRADY BREEZE (sixth round, 215th overall)	August 14	Waived TE DONNIE ERNSBERGER from reserve/injured with an injury settlement
May 4	Signed free agent WR FRED BROWN	August 15	Terminated vested veteran TE GABE HOLMES ; placed LB B.J. BELLO on injured reserve; signed free agent TE DEON YELDER
May 6	Waived CB KAREEM ORR ; signed free agents RB BRIAN HILL , CB GREG MABIN and LB JUSTIN MARCH-LILLARD	August 16	Waived S REGGIE FLOYD , P JAMES SMITH and TE DEON YELDER ; waived injured DB MAURICE SMITH ; placed CB KEVIN PETERSON on injured reserve; signed free agents S CLAYTON GEATHERS and S BRADLEY McDUGALD
May 10	Terminated vested veteran OLB NATE ORCHARD ; waived TE PARKER HESSE and LS MATT ORZECH	August 17	Signed free agent LB NICK DZUBNAR ; waived T PAUL ADAMS ; placed DT TREVON COLEY and S TEDRIC THOMPSON on injured reserve; waived WR CODY HOLLISTER from reserve/injured with an injury settlement
May 11	Signed free agent CB QUENTON MEEKS		
May 14	Signed the following undrafted free agents: G/C COLE BANWART , FB TORY CARTER , TE MILLER FORRISTALL , K BLAKE HAUBEIL , OL CHANDON HERRING , DT NAAQUAN JONES , TE		

TENNESSEE TITANS 2021 TRANSACTIONS

August 18	Signed free agent S JAMAL CARTER	S BRADLEY McDOUGALD and TE MYCOLE PRUITT from the practice squad to the active roster standard elevation; signed K RANDY BULLOCK to the practice squad	
August 19	Placed T BRENT QVALE on injured reserve; signed free agent T PAUL ADAMS		
August 20	Waived G ADAM COON from reserve/injured with an injury settlement; terminated vested veteran S TEDRIC THOMPSON from reserve/injured with an injury settlement	September 13	Waived K MICHAEL BADGLEY and TE TOMMY HUDSON ; signed S BRADLEY McDOUGALD and TE MYCOLE PRUITT from the practice squad to the active roster; released LB JAN JOHNSON from the practice squad; signed T CHRISTIAN DiLAURO and LB JOE JONES to the practice squad
August 23	Placed DT ANTHONY RUSH on reserve/COVID-19; waived injured T PAUL ADAMS , K TUCKER McCANN and G ROSS REYNOLDS ; claimed DL FREEDOM AKINMOLADUN off waivers from the Cincinnati Bengals	September 14	Signed TE AUSTIN FORT to the practice squad
August 24	Placed LB NICK DZUBNAR and RB JEREMY McNICHOLS on reserve/COVID-19; terminated vested veteran CB KEVIN PETERSON from injured reserve	September 15	Placed S AMANI HOOKER on injured reserve; signed K RANDY BULLOCK from the practice squad to the active roster; signed TE TOMMY HUDSON to the practice squad
August 25	Placed OLB HAROLD LANDRY III on reserve/COVID-19; claimed OL DERWIN GRAY off waivers from the Jacksonville Jaguars; waived DB MAURICE SMITH from reserve/injured with an injury settlement	September 16	Activated S BRADY BREEZE from reserve/COVID-19 returning him back to injured reserve
August 26	Placed LB JUSTIN MARCH-LILLARD , TE GEOFF SWAIM and QB RYAN TANNEHILL on reserve/COVID-19; moved G/C AARON BREWER from non-football injury to the active roster; signed free agents DB NATE BROOKS , RB JAVIAN HAWKINS and LB CASSH MALUIA ; placed DT KYLE PEKO on injured reserve	September 17	Released T CHRISTIAN DiLAURO from the practice squad; signed K RYAN SANTOSO to the practice squad
August 27	Activated DT ANTHONY RUSH from reserve/COVID-19	September 18	Activated TE TOMMY HUDSON from the practice squad to the active roster standard elevation
August 28	Placed WR RACEY McMATH on reserve/COVID-19; waived T PAUL ADAMS from reserve/injured with an injury settlement	September 20	Released K RYAN SANTOSO from the practice squad; signed T CHRISTIAN DiLAURO to the practice squad
August 29	Terminated vested veterans S CLAYTON GEATHERS and OLB JOHN SIMON ; waived DL FREEDOM AKINMOLADUN , DB NATE BROOKS and LB CASSH MALUIA ; placed RB BRIAN HILL on injured reserve; placed C BEN JONES on reserve/COVID-19	September 21	Terminated vested veteran S BRADLEY McDOUGALD ; waived DT ANTHONY RUSH
August 30	Placed G NATE DAVIS on reserve/COVID-19; waived injured OL CHANDON HERRING ; waived G ROSS REYNOLDS from reserve/injured with an injury settlement; terminated vested veteran T BRENT QVALE from reserve/injured with an injury settlement	September 22	Signed DT NAQUAN JONES from the practice squad to the active roster; signed DL ANDREW BROWN to the practice squad
August 31	Terminated vested veterans CB BRIAN BODDY-CALHOUN , S JAMAL CARTER and DL WOODROW HAMILTON IV ; waived G/C COLE BANWART , WR FRED BROWN , FB TORY CARTER , T CHRISTIAN DiLAURO , WR DEZ FITZPATRICK , TE MILLER FORRISTALL , OL DERWIN GRAY , RB JAVIAN HAWKINS , LB JAN JOHNSON , DT NAQUAN JONES , WR MASON KINSEY , TE JARED PINKNEY , OLB WYATT RAY and G JORDAN ROOS	September 24	Signed TE TOMMY HUDSON from the practice squad to the active roster
September 1	Terminated vested veteran QB MATT BARKLEY ; claimed C/G COREY LEVIN off waivers from the N.Y. Jets; signed CB BRIAN BODDY-CALHOUN , S JAMAL CARTER , FB TORY CARTER , T CHRISTIAN DiLAURO , WR DEZ FITZPATRICK , TE MILLER FORRISTALL , OL DERWIN GRAY , DL WOODROW HAMILTON IV , LB JAN JOHNSON , DT NAQUAN JONES , WR MASON KINSEY and G JORDAN ROOS to the practice squad; placed G/C COLE BANWART on reserve/COVID-19	September 25	Activated FB TORY CARTER and DT WOODROW HAMILTON IV from the practice squad to the active roster standard elevation
September 2	Terminated vested veteran TE LUKE STOCKER ; placed RB DARRYNTON EVANS , WR MARCUS JOHNSON and C DANIEL MUNYER on injured reserve; signed QB MATT BARKLEY and DE AMANI BLEDSOE to the practice squad; terminated vested veteran RB BRIAN HILL from reserve/injured with an injury settlement; activated LB NICK DZUBNAR from reserve/COVID-19	September 28	Placed OLB DERICK ROBERSON and OLB RASHAD WEAVER on injured reserve; released DL ANDREW BROWN from the practice squad; signed OLB SHARIF FINCH to the practice squad
September 3	Placed S BRADY BREEZE on injured reserve; activated OLB HAROLD LANDRY III and WR RACEY McMATH from reserve/COVID-19; released TE MILLER FORRISTALL from the practice squad; signed TE MYCOLE PRUITT to the practice squad	September 29	Designated S BRADY BREEZE and WR MARCUS JOHNSON to return to practice; signed DE ABDULLAH ANDERSON to the practice squad
September 4	Activated RB JEREMY McNICHOLS and QB RYAN TANNEHILL from reserve/COVID-19; terminated vested veteran DT KYLE PEKO from reserve/injured with an injury settlement	September 30	Signed free agent P JOHNNY TOWNSEND
September 6	Waived CB CHRIS JONES and C/G COREY LEVIN ; activated LB JUSTIN MARCH-LILLARD and TE GEOFF SWAIM from reserve/COVID-19; terminated vested veteran LB JUSTIN MARCH-LILLARD	October 1	Placed DL LARRELL MURCHISON on injured reserve; signed DL WOODROW HAMILTON IV and OLB SHARIF FINCH from the practice squad to the active roster
September 7	Terminated vested veteran S BRADLEY McDOUGALD ; placed S BRADY BREEZE on reserve/COVID-19; waived OL CHANDON HERRING from reserve/injured with an injury settlement; released OL DERWIN GRAY from the practice squad	October 2	Activated DE AMANI BLEDSOE and FB TORY CARTER from the practice squad to the active roster standard elevation
September 8	Activated G NATE DAVIS and C BEN JONES from reserve/COVID-19; signed CB CHRIS JONES , C/G COREY LEVIN and S BRADLEY McDOUGALD to the practice squad	October 5	Signed OLB JOHN SIMON and DT CARAUN REID to the practice squad; waived K TUCKER McCANN from injured reserve
September 9	Activated G/C COLE BANWART from reserve/COVID-19; waived G/C COLE BANWART	October 6	Designated RB DARRYNTON EVANS to return to practice
September 10	Released T CHRISTIAN DiLAURO from the practice squad; signed K MICHAEL BADGLEY to the practice squad	October 8	Placed G/C AARON BREWER , LB JAYON BROWN , TE TOMMY HUDSON and WR RACEY McMATH on injured reserve; signed DE AMANI BLEDSOE , LB JOE JONES and C/G COREY LEVIN from the practice squad to the active roster
September 11	Placed K SAM FICKEN on injured reserve; signed K MICHAEL BADGLEY from the practice squad to the active roster; activated	October 9	Waived OLB SHARIF FINCH ; signed OLB JOHN SIMON from the practice squad to the active roster; activated WR MARCUS JOHNSON from reserve/injured, designated for return; activated S JAMAL CARTER and DT CARAUN REID from the practice squad to the active roster standard elevation
		October 12	Terminated vested veteran DT WOODROW HAMILTON IV ; placed T TY SAMBRAILO on reserve/retired; placed P BRETT KERN on reserve/COVID-19; signed T DERWIN GRAY and C JIMMY MURRAY to the practice squad
		October 13	Signed LB AVERY WILLIAMSON from the Denver Broncos practice squad; signed LB DYLAN COLE and DT KYLE PEKO to the practice squad; designated S AMANI HOOKER to return to practice
		October 18	Placed CB KRISTIAN FULTON on injured reserve; activated S AMANI HOOKER from reserve/injured, designated for return; activated FB TORY CARTER from the practice squad to the active roster COVID-19 replacement
		October 19	Placed WR CAMERON BATSON and CB CALEB FARLEY on injured reserve; waived P JOHNNY TOWNSEND ; activated S BRADY BREEZE from reserve/injured, designated for return
		October 20	Signed T BOBBY HART from the Buffalo Bills practice squad; signed CB GREG MABIN from the Arizona Cardinals practice squad; designated DL LARRELL MURCHISON and C DANIEL MUNYER to return to practice
		October 22	Activated P BRETT KERN from reserve/COVID-19
		October 23	Waived RB MEKHI SARGENT ; activated RB DARRYNTON EVANS and DL LARRELL MURCHISON from reserve/injured, designated for return; activated CB CHRIS JONES and WR MASON KINSEY from the practice squad to the active roster standard elevation

TENNESSEE TITANS UNOFFICIAL DEPTH CHART

OFFENSE

WR	2	Julio Jones	88	Marcus Johnson	
TE	87	Geoff Swaim	86	Anthony Firkser	85 MyCole Pruitt
LT	77	Taylor Lewan	71	Kendall Lamm	
LG	76	Rodger Saffold III	61	Corey Levin	
C	60	Ben Jones	61	Corey Levin	
RG	64	Nate Davis	<u>75</u>	<u>Dillon Radunz</u>	
RT	72	David Quessenberry	68	Bobby Hart	
WR	80	Chester Rogers	18	Josh Reynolds	
WR	11	A.J. Brown	15	Nick Westbrook-Ikhine	
QB	17	Ryan Tannehill	5	Logan Woodside	
RB	22	Derrick Henry	28	Jeremy McNichols	41 Khari Blasingame (FB) 32 Darrynton Evans

DEFENSE

DE	96	Denico Autry	94	Amani Bledsoe	
NT	93	Teair Tart	<u>90</u>	<u>Naquan Jones</u>	
DT	98	Jeffery Simmons	91	Larrell Murchison	
OLB	48	Bud Dupree	92	Ola Adeniyi	
ILB	51	David Long Jr.	56	Monty Rice	49 Nick Dzubnar
ILB	54	Rashaan Evans	53	Avery Williamson	42 Joe Jones
OLB	58	Harold Landry III	59	John Simon	
CB	20	Jackrabbit Jenkins	<u>24</u>	<u>Elijah Molden</u>	
S	31	Kevin Byard	21	Matthias Farley	
S	37	Amani Hooker	29	Dane Cruikshank	<u>33</u> <u>Brady Breeze</u>
CB	35	Chris Jackson	30	Greg Mabin	39 Breon Borders

SPECIAL TEAMS

K	14	Randy Bullock	6	Brett Kern	
KO	14	Randy Bullock	6	Brett Kern	
P	6	Brett Kern	14	Randy Bullock	
H	6	Brett Kern	5	Logan Woodside	
PR	80	Chester Rogers	37	Amani Hooker	
KOR	80	Chester Rogers	28	Jeremy McNichols	
LS	46	Morgan Cox	60	Ben Jones	

Rookies are underlined

As of Oct. 24, 2021

TITANS PRONUNCIATION GUIDE

OLA ADENIYI (OH-la ah-DAY-nee); **Randy BULLOCK** (BULL-luck); **Kevin BYARD** (BY-urd); **Dane CRUIKSHANK** (CROOK-shank); **Nick DZUBNAR** (duh-ZOOB-nar); **MATTHIAS Farley** (ma-THIGH-us); **Anthony FIRKSER** (FERK-sir); **Taylor LEWAN** (leh-WAHN); **David QUESSNBERRY** (KWESS-en-berry); **Dillon RADUNZ** (RAY-dinz); **Ryan TANNEHILL** (TAN-uh-hill); **TEAIR Tart** (tee-AIR); **Nick Westbrook-IKHINE** (uh-KEEN-uh)

TENNESSEE TITANS ROSTER BY EXPERIENCE

<u>14TH YEAR</u>		Geoff Swaim TE		<u>3RD YEAR</u>		<u>1ST YEAR</u>	
Brett Kern	P	<u>6TH YEAR</u>		Khari Blasingame	FB	Tommy Hudson (IR)	TE
<u>12TH YEAR</u>		Kevin Byard	S	Breon Borders	CB	Brandon Kemp (IR)	T
Morgan Cox	LS	Matthias Farley	S	A.J. Brown	WR	<u>ROOKIE DRAFT PICKS</u>	
Rodger Saffold III	G	Derrick Henry	RB	Nate Davis	OL	Brady Breeze	S
<u>11TH YEAR</u>		MyCole Pruitt	TE	Sam Ficken (IR)	K	Caleb Farley (IR)	CB
Julio Jones	WR	<u>5TH YEAR</u>		Amani Hooker	S	Racey McMath (IR)	WR
<u>10TH YEAR</u>		Jayon Brown (IR)	LB	Corey Levin	C/G	Elijah Molden	CB
Randy Bullock	K	Trevon Coley (IR)	DT	David Long Jr.	LB	Dillon Radunz	OL
Jackrabbit Jenkins	CB	Marcus Johnson	WR	David Quessenberry	OL	Monty Rice	LB
Ben Jones	C	Joe Jones	LB	Derick Roberson (IR)	OLB	Rashad Weaver (IR)	OLB
Ryan Tannehill	QB	Greg Mabin	CB	Jeffery Simmons	DT	<u>ROOKIE FREE AGENTS</u>	
<u>9TH YEAR</u>		Josh Reynolds	WR	<u>2ND YEAR</u>		Naquan Jones	DT
John Simon	OLB	Chester Rogers	WR	Amani Bledsoe	DE	Briley Moore (IR)	TE
<u>8TH YEAR</u>		<u>4TH YEAR</u>		Aaron Brewer (IR)	G/C	As of Oct. 24, 2021	
Denico Autry	DL	Ola Adeniyi	OLB	Darrynton Evans	CB		
Taylor Lewan	T	Cameron Batson (IR)	WR	Kristian Fulton (IR)	RB		
Avery Williamson	LB	B.J. Bello (IR)	ILB	Chris Jackson	DB		
<u>7TH YEAR</u>		Dane Cruikshank	DB	Jeremy McNichols	RB		
Bud Dupree	OLB	Rashaan Evans	LB	Larrell Murchison	DL		
Nick Dzubnar	ILB	Anthony Firkser	TE	Tear Tart	DT		
Bobby Hart	T	Harold Landry III	OLB	Nick Westbrook-Ikhine	WR		
Kendall Lamm	T	Daniel Munyer (IR)	C	Logan Woodside	QB		

TENNESSEE TITANS ROSTER BY DRAFT ROUND

<u>ROUND 1</u>			<u>ROUND 4</u>			<u>UNDRAFTED</u>		
Player	Pos.	Year	Player	Pos.	Year	Player	Pos.	Year
Caleb Farley (IR)	CB	2021	Rashad Weaver (IR)	OLB	2021	Naquan Jones	DT	2021
Jeffery Simmons	DT	2019	Amani Hooker	S	2019	Briley Moore (IR)	TE	2021
Rashaan Evans	LB	2018	Ben Jones	C	2012 (Hou)	Aaron Brewer (IR)	G/C	2020
Bud Dupree	OLB	2015 (Pit)	Josh Reynolds	WR	2017 (LAR)	Tommy Hudson (IR)	TE	2020
Taylor Lewan	T	2014	John Simon	OLB	2013 (Bal)	Brandon Kemp (IR)	T	2020
Ryan Tannehill	QB	2012 (Mia)	<u>ROUND 5</u>			Tear Tart	DT	2020
Julio Jones	WR	2011 (Atl)	Player	Pos.	Year	Nick Westbrook-Ikhine	WR	2020
<u>ROUND 2</u>			Larrell Murchison	DL	2020	Khari Blasingame	FB	2019 (Min)
Player	Pos.	Year	Dane Cruikshank	DB	2018	Amani Bledsoe	DE	2019
Dillon Radunz	T	2021	Jayon Brown (IR)	LB	2017	Derick Roberson (IR)	OLB	2019
Kristian Fulton (IR)	CB	2020	Jeremy McNichols	RB	2017 (TB)	Ola Adeniyi	OLB	2018 (Pit)
A.J. Brown	WR	2019	MyCole Pruitt	TE	2015 (Min)	Cameron Batson (IR)	WR	2018
Harold Landry III	OLB	2018	Avery Williamson	LB	2014	B.J. Bello (IR)	ILB	2017 (Cle)
Derrick Henry	RB	2016	Randy Bullock	K	2012 (Hou)	Breon Borders	CB	2017 (Oak)
Jackrabbit Jenkins	CB	2012 (StL)	<u>ROUND 6</u>			Anthony Firkser	TE	2017 (NYJ)
Rodger Saffold III	G	2010 (StL)	Player	Pos.	Year	Joe Jones	LB	2017 (Dal)
<u>ROUND 3</u>			David Long Jr.	LB	2019	Corey Levin	C/G	2017
Player	Pos.	Year	David Quessenberry	OL	2013 (Hou)	Greg Mabin	CB	2017 (TB)
Elijah Molden	CB	2021	<u>ROUND 7</u>			Trevon Coley (IR)	DT	2016 (Bal)
Monty Rice	ILB	2021	Player	Pos.	Year	Matthias Farley	S	2016 (Ari)
Darrynton Evans	RB	2020	Brady Breeze	S	2021	Sam Ficken (IR)	K	2016 (Jax)
Nate Davis	OL	2019	Racey McMath (IR)	WR	2021	Marcus Johnson	WR	2016 (Phi)
Kevin Byard	S	2016	Chris Jackson	DB	2020	Chester Rogers	WR	2016 (Ind)
			Logan Woodside	QB	2018 (Cin)	Nick Dzubnar	ILB	2015 (SD)
			Bobby Hart	T	2015 (NYG)	Kendall Lamm	T	2015 (Hou)
			Geoff Swaim	TE	2015 (Dal)	Daniel Munyer (IR)	C	2015 (KC)
						Denico Autry	DL	2014 (Oak)
						Morgan Cox	LS	2010 (Bal)
						Brett Kern	P	2008 (Den)

As of Oct. 24, 2021

HOW THE TENNESSEE TITANS WERE BUILT

YEAR	DRAFTEES (18)	FREE AGENTS (31)	TRADES/WAIVERS (4)
2021	OL Dillon Radunz (2) LB Monty Rice (3a) CB Elijah Molden (3b) S Brady Breeze (6b)	CB Breon Borders (FA) WR Marcus Johnson (FA) DL Denico Autry (UFA-IND) LS Morgan Cox (UFA-BAL) OLB Bud Dupree (UFA-PIT) CB Jackrabbit Jenkins (FA) T Kendall Lamm (UFA-CLE) OLB Ola Adeniyi (FA) WR Josh Reynolds (UFA-LAR) S Matthias Farley (UFA-NYJ) DT Naquan Jones (FA) TE MyCole Pruitt (FA) K Randy Bullock (FA) OLB Sharif Finch (FA) DE Amani Bledsoe (FA) LB Joe Jones (FA) OLB John Simon (FA) LB Avery Williamson (FA) T Bobby Hart (FA) CB Greg Mabin (FA)	WR Julio Jones (T-ATL) C/G Corey Levin (W-NYJ)
2020	RB Darrynton Evans (3) DL Larrell Murchison (5) CB Chris Jackson (7b)	LB Nick Dzubnar (UFA-LAC) DT Teair Tart (FA) WR Nick Westbrook-Ikhine (FA) TE Geoff Swaim (FA) RB Jeremy McNichols (FA) WR Chester Rogers (FA)	
2019	DT Jeffery Simmons (1) WR A.J. Brown (2) G Nate Davis (3) S Amani Hooker (4) LB David Long Jr. (6)	G Rodger Saffold III (UFA-LAR) QB Logan Woodside (FA) FB Khari Blasingame (FA)	QB Ryan Tannehill (T-MIA)
2018	LB Rashaan Evans (1) OLB Harold Landry III (2) DB Dane Cruikshank (5)	TE Anthony Firkser (FA) OL David Quessenberry (FA)	
2016	RB Derrick Henry (2c) S Kevin Byard (3)	C Ben Jones (UFA-HOU)	
2014	T Taylor Lewan (1)		
2009			P Brett Kern (W-DEN)

Reserve/Injured: WR Cameron Batson (FA-2018), LB B.J. Bello (FA-2021), G/C Aaron Brewer (FA-2020), LB Jayon Brown (D5-2017), DT Trevon Coley (FA-2021), CB Caleb Farley (D1-2021), K Sam Ficken (W-2021), CB Kristian Fulton (D2-2020), TE Tommy Hudson (FA-2020), T Brandon Kemp (FA-2020), WR Racey McMath (D6a-2021), TE Briley Moore (FA-2021), C Daniel Munyer (FA-2019), OLB Derick Roberson (FA-2019), OLB Rashad Weaver (D4b-2021)

As of Oct. 24, 2021

GAME PREVIEW

TEAM NOTES

PLAYER NOTES

MEDIA

STATISTICS

ROSTERS

TENNESSEE TITANS POSITIONAL ROSTER - OFFENSE

QUARTERBACKS (2)

17	Tannehill, Ryan	QB	6-4	217	7/27/88	10	Texas A&M	Big Spring, Texas	T (MIA)-'19
5	Woodside, Logan	QB	6-1	213	1/27/95	2	Toledo	Frankfort, Ky.	FA-'19

RUNNING BACKS (4)

41	Blasingame, Khari	FB	6-0	233	7/1/96	3	Vanderbilt	New Market, Ala.	FA-'19
32	Evans, Darrynton	RB	5-10	203	7/9/98	2	Appalachian State	Oak Hill, Fla.	D3-'20
22	Henry, Derrick	RB	6-3	247	1/4/94	6	Alabama	Yulee, Fla.	D2c-'16
28	McNichols, Jeremy	RB	5-9	205	12/26/95	2	Boise State	Santa Margarita, Calif.	FA-'20

WIDE RECEIVERS (6)

11	Brown, A.J.	WR	6-1	226	6/30/97	3	Mississippi	Starkville, Miss.	D2-'19
88	Johnson, Marcus	WR	6-1	207	8/5/94	4	Texas	Clear Springs, Texas	FA-'20
2	Jones, Julio	WR	6-3	220	2/8/89	11	Alabama	Foley, Ala.	T (ATL)-'21
18	Reynolds, Josh	WR	6-3	196	2/16/95	5	Texas A&M	San Antonio, Texas	UFA (LAR)-'21
80	Rogers, Chester	WR	6-0	184	1/12/94	5	Grambling State	Huntsville, Ala.	FA-'20
15	Westbrook-Ikhine, Nick	WR	6-2	211	3/21/97	2	Indiana	Lake Mary, Fla.	FA-'20

TIGHT ENDS (3)

86	Firkser, Anthony	TE	6-2	246	2/19/95	4	Harvard	Manalapan, N.J.	FA-'18
85	Pruitt, MyCole	TE	6-2	245	3/24/92	6	Southern Illinois	South Bend, Ind.	FA-'18
87	Swaim, Geoff	TE	6-4	260	9/16/93	7	Texas	Chico, Calif.	FA-'20

CENTERS (2)

60	Jones, Ben	C	6-3	308	7/2/89	10	Georgia	Brent, Ala.	UFA (HOU)-'16
61	Levin, Corey	C/G	6-4	307	8/12/94	3	Chattanooga	Dacula, Ga.	FA-'21

GUARDS (3)

64	Davis, Nate	G	6-3	316	9/23/96	3	Charlotte	Ashburn, Va.	D3-'19
75	Radunz, Dillon	OL	6-6	301	3/28/98	R	North Dakota State	Becker, Minn.	D2-'21
76	Saffold III, Rodger	G	6-5	325	6/6/88	12	Indiana	Bedford, Ohio	UFA (LAR)-'19

TACKLES (4)

68	Hart, Bobby	T	6-5	310	8/21/94	7	Florida State	Lauderhill, Fla.	FA-'21
71	Lamm, Kendall	T	6-5	310	6/5/92	7	Appalachian State	Matthews, N.C.	UFA (CLE)-'21
77	Lewan, Taylor	T	6-7	309	7/22/91	8	Michigan	Cave Creek, Ariz.	D1-'14
72	Quessenberry, David	OL	6-5	310	8/24/90	3	San Jose State	La Jolla, Calif.	FA-'18

LONG SNAPPER (1)

46	Cox, Morgan	LS	6-4	233	4/26/86	12	Tennessee	Collierville, Tenn.	UFA (BAL)-'21
----	-------------	----	-----	-----	---------	----	-----------	---------------------	---------------

PLACEKICKERS (1)

14	Bullock, Randy	K	5-9	210	12/16/89	10	Texas A&M	Klein, Texas	FA-'21
----	----------------	---	-----	-----	----------	----	-----------	--------------	--------

As of Oct. 24, 2021

TENNESSEE TITANS POSITIONAL ROSTER - DEFENSE

DEFENSIVE LINEMEN (6)

96	Autry, Denico	DL	6-5	285	7/15/90	8	Mississippi State	Albemarle, N.C.	UFA (IND)-'21
94	Bledsoe, Amani	DE	6-4	280	2/6/98	2	Oklahoma	Lawrence, Kan.	FA-'21
90	Jones, Naquan	DT	6-3	313	2/5/98	R	Michigan State	Evanston, Ill.	FA-'21
91	Murchison, Larrell	DL	6-2	297	4/24/97	2	North Carolina State	Elizabethtown, N.C.	D5-'20
98	Simmons, Jeffery	DL	6-4	305	7/28/97	3	Mississippi State	Macon, Miss.	D1-'19
93	Tart, Tear	DT	6-2	304	2/28/97	2	Florida International	Philadelphia, Pa.	FA-'20

LINEBACKERS (10)

92	Adeniyi, Ola	OLB	6-1	248	9/12/97	4	Toledo	Fort Bend County, Texas	FA-'21
48	Dupree, Bud	OLB	6-4	269	2/12/93	7	Kentucky	Irwinton, Ga.	UFA (PIT)-'21
49	Dzubnar, Nick	LB	6-1	240	8/15/91	7	Cal Poly - San Luis Obispo		Mission Viejo, Calif.
54	Evans, Rashaan	LB	6-2	232	11/8/95	4	Alabama	Auburn, Ala.	D1-'18
42	Jones, Joe	LB	6-0	240	2/21/94	5	Northwestern	Plano, Ill.	FA-'21
58	Landry III, Harold	OLB	6-2	252	6/5/96	4	Boston College	Spring Lake, N.C.	D2-'18
51	Long Jr., David	LB	5-11	227	10/12/96	3	West Virginia	Cincinnati, Ohio	D6-'19
56	Rice, Monty	LB	6-0	233	1/8/99	R	Georgia	Huntsville, Ala.	D3a-'21
59	Simon, John	OLB	6-2	260	10/14/90	9	Ohio State	Youngstown, Ohio	FA-'21
53	Williamson, Avery	LB	6-1	246	3/9/92	8	Kentucky	Milan, Tenn.	FA-'21

CORNERBACKS (5)

39	Borders, Breon	CB	6-0	189	7/22/95	3	Duke	Statesville, N.C.	FA-'20
35	Jackson, Chris	DB	5-10	193	4/13/98	2	Marshall	Tallahassee, Fla.	D7b-'20
20	Jenkins, Jackrabbit	CB	5-10	190	10/29/88	10	North Alabama	Pahokee, Fla.	FA-'21
30	Mabin, Greg	CB	6-2	200	6/25/94	5	Iowa	Fort Lauderdale, Fla.	FA-'21
24	Molden, Elijah	CB	5-10	192	1/30/99	R	Washington	West Linn, Ore.	D3b-'21

SAFETIES (5)

33	Breeze, Brady	S	6-0	197	10/9/97	R	Oregon	Lake Oswego, Ore.	D6b-'21
31	Byard, Kevin	S	5-11	212	8/17/93	6	Middle Tennessee State	Lithonia, Ga.	D3-'16
29	Cruikshank, Dane	DB	6-1	209	4/27/95	4	Arizona	Chino Hills, Calif.	D5-'18
21	Farley, Matthias	S	5-11	209	7/15/92	6	Notre Dame	Charlotte, N.C.	UFA (NYJ)-'21
37	Hooker, Amani	S	5-11	210	6/14/98	3	Iowa	Minneapolis, Minn.	D4-'19

PUNTERS (1)

6	Kern, Brett	P	6-2	214	2/17/86	14	Toledo	Grand Island, N.Y.	W (DEN)-'09
---	-------------	---	-----	-----	---------	----	--------	--------------------	-------------

As of Oct. 24, 2021

TENNESSEE TITANS ALPHABETICAL ROSTER

NO.	NAME	POS.	HT.	WT.	BIRTHDATE	EXP.	COLLEGE	HOMETOWN	ACQUIRED
92	Adeniyi, Ola	OLB	6-1	248	9/12/97	4	Toledo	Fort Bend County, Texas	FA-'21
96	Autry, Denico	DL	6-5	285	7/15/90	8	Mississippi State	Albemarle, N.C.	UFA (IND)-'21
41	Blasingame, Khari	FB	6-0	233	7/1/96	3	Vanderbilt	New Market, Ala.	FA-'19
94	Bledsoe, Amani	DE	6-4	280	2/6/98	2	Oklahoma	Lawrence, Kan.	FA-'21
39	Borders, Breon	CB	6-0	189	7/22/95	3	Duke	Statesville, N.C.	FA-'20
33	Breeze, Brady	S	6-0	197	10/9/97	R	Oregon	Lake Oswego, Ore.	D6b-'21
11	Brown, A.J.	WR	6-1	226	6/30/97	3	Mississippi	Starkville, Miss.	D2-'19
14	Bullock, Randy	K	5-9	210	12/16/89	10	Texas A&M	Klein, Texas	FA-'21
31	Byard, Kevin	S	5-11	212	8/17/93	6	Middle Tennessee State	Lithonia, Ga.	D3-'16
46	Cox, Morgan	LS	6-4	233	4/26/86	12	Tennessee	Collierville, Tenn.	UFA (BAL)-'21
29	Cruikshank, Dane	DB	6-1	209	4/27/95	4	Arizona	Chino Hills, Calif.	D5-'18
64	Davis, Nate	G	6-3	316	9/23/96	3	Charlotte	Ashburn, Va.	D3-'19
48	Dupree, Bud	OLB	6-4	269	2/12/93	7	Kentucky	Irvington, Ga.	UFA (PIT)-'21
49	Dzubnar, Nick	LB	6-1	240	8/15/91	7	Cal Poly - San Luis Obispo	Mission Viejo, Calif.	UFA (LAC)-'20
32	Evans, Darrynton	RB	5-10	203	7/9/98	2	Appalachian State	Oak Hill, Fla.	D3-'20
54	Evans, Rashaan	LB	6-2	232	11/8/95	4	Alabama	Auburn, Ala.	D1-'18
21	Farley, Mathias	S	5-11	209	7/15/92	6	Notre Dame	Charlotte, N.C.	UFA (NYJ)-'21
86	Firkser, Anthony	TE	6-2	246	2/19/95	4	Harvard	Manalapan, N.J.	FA-'18
68	Hart, Bobby	T	6-5	310	8/21/94	7	Florida State	Lauderhill, Fla.	FA-'21
22	Henry, Derrick	RB	6-3	247	1/4/94	6	Alabama	Yulee, Fla.	D2c-'16
37	Hooker, Amani	S	5-11	210	6/14/98	3	Iowa	Minneapolis, Minn.	D4-'19
35	Jackson, Chris	DB	5-10	193	4/13/98	2	Marshall	Tallahassee, Fla.	D7b-'20
20	Jenkins, Jackrabbit	CB	5-10	190	10/29/88	10	North Alabama	Pahokee, Fla.	FA-'21
88	Johnson, Marcus	WR	6-1	207	8/5/94	4	Texas	Clear Springs, Texas	FA-'20
60	Jones, Ben	C	6-3	308	7/2/89	10	Georgia	Brent, Ala.	UFA (HOU)-'16
42	Jones, Joe	LB	6-0	240	2/21/94	5	Northwestern	Plano, Ill.	FA-'21
2	Jones, Julio	WR	6-3	220	2/8/89	11	Alabama	Foley, Ala.	T (ATL)-'21
90	Jones, Naquan	DT	6-3	313	2/5/98	R	Michigan State	Evanston, Ill.	FA-'21
6	Kern, Brett	P	6-2	214	2/17/86	14	Toledo	Grand Island, N.Y.	W (DEN)-'09
71	Lamm, Kendall	T	6-5	310	6/5/92	7	Appalachian State	Matthews, N.C.	UFA (CLE)-'21
58	Landry III, Harold	OLB	6-2	252	6/5/96	4	Boston College	Spring Lake, N.C.	D2-'18
61	Levin, Corey	C/G	6-4	307	8/12/94	3	Chattanooga	Dacula, Ga.	FA-'21
77	Lewan, Taylor	T	6-7	309	7/22/91	8	Michigan	Cave Creek, Ariz.	D1-'14
51	Long Jr., David	LB	5-11	227	10/12/96	3	West Virginia	Cincinnati, Ohio	D6-'19
30	Mabin, Greg	CB	6-2	200	6/25/94	5	Iowa	Fort Lauderdale, Fla.	FA-'21
28	McNichols, Jeremy	RB	5-9	205	12/26/95	2	Boise State	Santa Margarita, Calif.	FA-'20
24	Molden, Elijah	CB	5-10	192	1/30/99	R	Washington	West Linn, Ore.	D3b-'21
91	Murchison, Larrell	DL	6-2	297	4/24/97	2	North Carolina State	Elizabethtown, N.C.	D5-'20
85	Pruitt, MyCole	TE	6-2	245	3/24/92	6	Southern Illinois	South Bend, Ind.	FA-'18
72	Quessenberry, David	OL	6-5	310	8/24/90	3	San Jose State	La Jolla, Calif.	FA-'18
75	Radunz, Dillon	OL	6-6	301	3/28/98	R	North Dakota State	Becker, Minn.	D2-'21
18	Reynolds, Josh	WR	6-3	196	2/16/95	5	Texas A&M	San Antonio, Texas	UFA (LAR)-'21
56	Rice, Monty	LB	6-0	233	1/8/99	R	Georgia	Huntsville, Ala.	D3a-'21
80	Rogers, Chester	WR	6-0	184	1/12/94	5	Grambling State	Huntsville, Ala.	FA-'20
76	Saffold III, Rodger	G	6-5	325	6/6/88	12	Indiana	Bedford, Ohio	UFA (LAR)-'19
98	Simmons, Jeffery	DT	6-4	305	7/28/97	3	Mississippi State	Macon, Miss.	D1-'19
59	Simon, John	OLB	6-2	260	10/14/90	9	Ohio State	Youngstown, Ohio	FA-'21
87	Swaim, Geoff	TE	6-4	260	9/16/93	7	Texas	Chico, Calif.	FA-'20
17	Tannehill, Ryan	QB	6-4	217	7/27/88	10	Texas A&M	Big Spring, Texas	T (MIA)-'19
93	Tart, Teair	DT	6-2	304	2/28/97	2	Florida International	Philadelphia, Pa.	FA-'20
15	Westbrook-Ikhine, Nick	WR	6-2	211	3/21/97	2	Indiana	Lake Mary, Fla.	FA-'20
53	Williamson, Avery	LB	6-1	246	3/9/92	8	Kentucky	Milan, Tenn.	FA-'21
5	Woodside, Logan	QB	6-1	213	1/27/95	2	Toledo	Frankfort, Ky.	FA-'19
PRACTICE SQUAD (16):									
95	Anderson, Abdullah	DE	6-3	303	1/24/96	2	Bucknell	Galloway, N.J.	FA-'21
7	Barkley, Matt	QB	6-2	234	9/8/90	9	Southern California	Newport Beach, Calif.	FA-'21
36	Boddy-Calhoun, Brian	CB	5-9	193	1/21/93	4	Minnesota	Wilmington, Del.	FA-'21
25	Carter, Jamal	S	6-1	215	4/12/94	4	Miami (Fla.)	Naranja, Fla.	FA-'21
44	Carter, Tory	FB	6-0	229	3/16/99	R	Louisiana State	Valdosta, Ga.	FA-'21
45	Cole, Dylan	LB	6-0	237	5/19/94	5	Missouri State	Springfield, Mo.	FA-'21
69	DiLauro, Christian	T	6-6	300	11/11/94	1	Illinois	Uniontown, Ohio	FA-'21
10	Fitzpatrick, Dez	WR	6-2	208	12/17/97	R	Louisville	Farmington Hills, Mich.	D4a-'21
84	Fort, Austin	TE	6-4	244	5/14/95	3	Wyoming	Gillette, Wyo.	FA-'21
66	Gray, Derwin	OL	6-4	320	5/10/95	2	Maryland	Washington, D.C.	FA-'21
23	Jones, Chris	CB	6-0	200	8/13/95	3	Nebraska	Jacksonville, Fla.	FA-'21
12	Kinsey, Mason	WR	5-10	198	8/29/98	1	Berry College	Demorest, Ga.	FA-'21
67	Murray, Jimmy	C	6-5	305	5/5/95	3	Holy Cross	Wilmette, Ill.	FA-'21
78	Peko, Kyle	DT	6-1	305	7/23/93	3	Oregon State	La Habra, Calif.	FA-'21
97	Reid, Caraan	DT	6-2	292	11/23/91	7	Princeton	Bronx, N.Y.	FA-'21
57	Roos, Jordan	G	6-3	302	7/6/93	3	Purdue	Celina, Texas	FA-'21
RESERVE/INJURED (15):									
13	Batson, Cameron *	WR	5-8	175	12/20/95	4	Texas Tech	Oklahoma City, Okla.	FA-'18
53	Bello, B.J.	LB	6-3	229	10/31/94	4	Illinois State	New Lenox, Ill.	FA-'21
62	Brewer, Aaron *	G/C	6-1	295	10/28/97	2	Texas State	Dallas, Texas	FA-'20
55	Brown, Jayon *	LB	6-0	226	2/26/95	5	UCLA	Long Beach, Calif.	D5-'17
97	Coley, Trevon	DT	6-1	300	7/13/94	5	Florida Atlantic	Miramar, Fla.	FA-'21
3	Farley, Caleb *	CB	6-2	197	11/2/98	R	Virginia Tech	Maiden, N.C.	D1-'21
4	Ficken, Sam *	K	6-1	192	12/14/92	3	Penn State	Valparaiso, Ind.	W (NYJ)-'21
26	Fulton, Kristian *	CB	5-11	197	9/3/98	2	Louisiana State	New Orleans, La.	D2-'20
89	Hudson, Tommy *	TE	6-3	255	2/22/97	1	Arizona State	San Jose, Calif.	FA-'20
66	Kemp, Brandon	T	6-6	317	1/18/97	1	Valdosta State	Atlanta, Ga.	FA-'20
81	McMath, Racey *	WR	6-3	217	6/14/99	R	Louisiana State	New Orleans, La.	D6a-'21
49	Moore, Briley	TE	6-4	240	1/13/98	R	Kansas State	Blue Springs, Mo.	FA-'21
52	Munyer, Daniel *	C	6-1	305	3/4/92	4	Colorado	Harbor City, Calif.	FA-'19
50	Roberson, Derick *	OLB	6-3	250	11/15/95	3	Sam Houston State	San Antonio, Texas	FA-'19
99	Weaver, Rashad *	OLB	6-4	259	11/10/97	R	Pittsburgh	Fort Lauderdale, Fla.	D4b-'21

Active Roster Count: 53

* - Eligible to Return From Reserve/Injured

As of Oct. 24, 2021

HEAD COACH: MIKE VRABEL

ASSISTANT COACHES: SHANE BOWEN (defensive coordinator), TODD DOWNING (offensive coordinator), CRAIG AUKERMAN (special teams), BRIAN BELL (strength and conditioning assistant), SCOTT BOOKER (safeties), KEITH CARTER (offensive line), RYAN CROW (outside linebackers), TONY DEWS (running backs), MATT EDWARDS (assistant special teams), ERIC FRAZIER (offensive skill assistant), MONDRAY GEE (strength and conditioning assistant), JIM HASLETT (inside linebackers), JASON HOUGHTALING (offensive line assistant), ZAK KUHR (inside linebackers assistant), ANTHONY MIDGET (secondary), ROB MOORE (wide receivers), PAT O'HARA (quarterbacks), FRANK PIRAINO (strength and conditioning), JIM SCHWARTZ (senior defensive assistant), LUKE STECKEL (tight ends), JOHN STREICHER (coordinator of football development), MIKE SULLIVAN (assistant offensive line), KENECHI UDEZE (defensive line assistant), TERRELL WILLIAMS (defensive line)

GAME PREVIEW

TEAM NOTES

PLAYER NOTES

MEDIA

STATISTICS

ROSTERS

TENNESSEE TITANS NUMERICAL ROSTER

NO.	NAME	POS.	HT.	WT.	AGE	EXP.	COLLEGE	HOMETOWN	ACQUIRED
2	Julio Jones	WR	6-3	220	32	11	Alabama	Foley, Ala.	T (ATL)-'21
5	Logan Woodside	QB	6-1	213	26	2	Toledo	Frankfort, Ky.	FA-'19
6	Brett Kern	P	6-2	214	35	14	Toledo	Grand Island, N.Y.	W (DEN)-'09
11	A.J. Brown	WR	6-1	226	24	3	Mississippi	Starkville, Miss.	D2-'19
14	Randy Bullock	K	5-9	210	31	10	Texas A&M	Klein, Texas	FA-'21
15	Nick Westbrook-Ikhine	WR	6-2	211	24	2	Indiana	Lake Mary, Fla.	FA-'20
17	Ryan Tannehill	QB	6-4	217	33	10	Texas A&M	Big Spring, Texas	T (MIA)-'19
18	Josh Reynolds	WR	6-3	196	26	5	Texas A&M	San Antonio, Texas	UFA (LAR)-'21
20	Jackrabbit Jenkins	CB	5-10	190	32	10	North Alabama	Pahokee, Fla.	FA-'21
21	Matthias Farley	S	5-11	209	29	6	Notre Dame	Charlotte, N.C.	UFA (NYJ)-'21
22	Derrick Henry	RB	6-3	247	27	6	Alabama	Yulee, Fla.	D2c-'16
24	Elijah Molden	CB	5-10	192	22	R	Washington	West Linn, Ore.	D3b-'21
28	Jeremy McNichols	RB	5-9	205	25	2	Boise State	Santa Margarita, Calif.	FA-'20
29	Dane Cruikshank	DB	6-1	209	26	4	Arizona	Chino Hills, Calif.	D5-'18
30	Greg Mabin	CB	6-2	200	27	5	Iowa	Fort Lauderdale, Fla.	FA-'21
31	Kevin Byard	S	5-11	212	28	6	Middle Tennessee State	Lithonia, Ga.	D3-'16
32	Darrynton Evans	RB	5-10	203	23	2	Appalachian State	Oak Hill, Fla.	D3-'20
33	Brady Breeze	S	6-0	197	24	R	Oregon	Lake Oswego, Ore.	D6b-'21
35	Chris Jackson	DB	5-10	193	23	2	Marshall	Tallahassee, Fla.	D7b-'20
37	Amani Hooker	S	5-11	210	23	3	Iowa	Minneapolis, Minn.	D4-'19
39	Breon Borders	CB	6-0	189	26	3	Duke	Statesville, N.C.	FA-'20
41	Khari Blasingame	FB	6-0	233	25	3	Vanderbilt	New Market, Ala.	FA-'19
42	Joe Jones	LB	6-0	240	27	5	Northwestern	Plano, Ill.	FA-'21
46	Morgan Cox	LS	6-4	233	35	12	Tennessee	Collierville, Tenn.	UFA (BAL)-'21
48	Bud Dupree	OLB	6-4	269	28	7	Kentucky	Irvington, Ga.	UFA (PIT)-'21
49	Nick Dzubnar	LB	6-1	240	30	7	Cal Poly - San Luis Obispo	Mission Viejo, Calif.	UFA (LAC)-'20
51	David Long Jr.	LB	5-11	227	25	3	West Virginia	Cincinnati, Ohio	D6-'19
53	Avery Williamson	LB	6-1	246	29	8	Kentucky	Milan, Tenn.	FA-'21
54	Rashaan Evans	LB	6-2	232	25	4	Alabama	Auburn, Ala.	D1-'18
56	Monty Rice	LB	6-0	233	22	R	Georgia	Huntsville, Ala.	D3a-'21
58	Harold Landry III	OLB	6-2	252	25	4	Boston College	Spring Lake, N.C.	D2-'18
59	John Simon	OLB	6-2	260	31	9	Ohio State	Youngstown, Ohio	FA-'21
60	Ben Jones	C	6-3	308	32	10	Georgia	Brent, Ala.	UFA (HOU)-'16
61	Corey Levin	C/G	6-4	307	27	3	Chattanooga	Dacula, Ga.	FA-'21
64	Nate Davis	G	6-3	316	25	3	Charlotte	Ashburn, Va.	D3-'19
68	Bobby Hart	T	6-5	310	27	7	Florida State	Lauderhill, Fla.	FA-'21
71	Kendall Lamm	T	6-5	310	29	7	Appalachian State	Matthews, N.C.	UFA (CLE)-'21
72	David Quessenberry	OL	6-5	305	31	3	San Jose State	La Jolla, Calif.	FA-'18
75	Dillon Radunz	OL	6-6	301	23	R	North Dakota State	Becker, Minn.	D2-'21
76	Rodger Saffold III	G	6-5	325	33	12	Indiana	Bedford, Ohio	UFA (LAR)-'19
77	Taylor Lewan	T	6-7	309	30	8	Michigan	Cave Creek, Ariz.	D1-'14
80	Chester Rogers	WR	6-0	184	27	5	Grambling State	Huntsville, Ala.	FA-'20
85	MyCole Pruitt	TE	6-2	245	29	6	Southern Illinois	South Bend, Ind.	FA-'21
86	Anthony Firkser	TE	6-2	246	26	4	Harvard	Manalapan, N.J.	FA-'18
87	Geoff Swaim	TE	6-4	260	28	7	Texas	Chico, Calif.	FA-'20
88	Marcus Johnson	WR	6-1	207	27	5	Texas	Clear Springs, Texas	FA-'20
90	Naquan Jones	DT	6-3	313	23	R	Michigan State	Evanston, Ill.	FA-'21
91	Larrell Murchison	DL	6-2	297	24	2	North Carolina State	Elizabethtown, N.C.	D5-'20
92	Ola Adeniji	OLB	6-1	248	24	4	Toledo	Fort Bend County, Texas	FA-'21
93	Teair Tart	DT	6-2	304	24	2	Florida International	Philadelphia, Pa.	FA-'20
94	Amani Bledsoe	DE	6-4	280	23	2	Oklahoma	Lawrence, Kan.	FA-'21
96	Denico Autry	DL	6-5	285	31	8	Mississippi State	Albemarle, N.C.	UFA (IND)-'21
98	Jeffery Simmons	DT	6-4	305	24	3	Mississippi State	Macon, Miss.	D1-'19
PRACTICE SQUAD (16):									
7	Matt Barkley	QB	6-2	234	31	9	Southern California	Newport Beach, Calif.	FA-'21
10	Dez Fitzpatrick	WR	6-2	208	23	R	Louisville	Farmington Hills, Mich.	D4a-'21
12	Mason Kinsey	WR	5-10	198	23	1	Berry College	Demorest, Ga.	FA-'21
23	Chris Jones	CB	6-0	200	26	3	Nebraska	Jacksonville, Fla.	FA-'21
25	Jamal Carter	S	6-1	215	27	4	Miami (Fla.)	Naranja, Fla.	FA-'21
36	Briean Boddy-Calhoun	CB	5-9	193	28	4	Minnesota	Wilmington, Del.	FA-'21
44	Tory Carter	FB	6-0	229	22	R	Louisiana State	Valdosta, Ga.	FA-'21
45	Dylan Cole	LB	6-0	237	27	5	Missouri State	Springfield, Mo.	FA-'21
57	Jordan Roos	G	6-3	302	28	3	Purdue	Celina, Texas	FA-'21
66	Derwin Gray	OL	6-4	320	26	2	Maryland	Washington, D.C.	FA-'21
67	Jimmy Murray	C	6-5	305	26	3	Holy Cross	Wilmette, Ill.	FA-'21
69	Christian DiLauro	T	6-6	300	26	1	Illinois	Uniontown, Ohio	FA-'21
78	Kyle Peko	DT	6-1	305	28	3	Oregon State	La Habra, Calif.	FA-'21
84	Austin Fort	TE	6-4	244	26	3	Wyoming	Gillette, Wyo.	FA-'21
95	Abdullah Anderson	DE	6-3	303	25	2	Bucknell	Galloway, N.J.	FA-'21
97	Caraun Reid	DT	6-2	292	29	7	Princeton	Bronx, N.Y.	FA-'21
RESERVE/INJURED (15):									
3	Caleb Farley *	CB	6-2	197	22	R	Virginia Tech	Maiden, N.C.	D1-'21
4	Sam Ficken *	K	6-1	192	28	3	Penn State	Valparaiso, Ind.	W (NYJ)-'21
13	Cameron Batson *	WR	5-8	175	25	4	Texas Tech	Oklahoma City, Okla.	FA-'18
26	Kristian Fulton *	CB	5-11	197	23	2	Louisiana State	New Orleans, La.	D2-'20
49	Briley Moore	TE	6-4	240	23	R	Kansas State	Blue Springs, Mo.	FA-'21
50	Derick Roberson *	OLB	6-3	250	25	3	Sam Houston State	San Antonio, Texas	FA-'19
52	Daniel Munyer *	C	6-1	305	29	4	Colorado	Harbor City, Calif.	FA-'19
53	B.J. Bello	LB	6-3	229	26	4	Illinois State	New Lenox, Ill.	FA-'21
55	Jayon Brown *	LB	6-0	226	26	5	UCLA	Long Beach, Calif.	D5-'17
62	Aaron Brewer *	G/C	6-1	295	23	2	Texas State	Dallas, Texas	FA-'20
66	Brandon Kemp	T	6-6	317	24	1	Valdosta State	Atlanta, Ga.	FA-'20
81	Racey McMath *	WR	6-3	217	22	R	Louisiana State	New Orleans, La.	D6a-'21
89	Tommy Hudson *	TE	6-3	255	24	1	Arizona State	San Jose, Calif.	FA-'20
97	Trevon Coley	DT	6-1	300	27	5	Florida Atlantic	Miramar, Fla.	FA-'21
99	Rashad Weaver *	OLB	6-4	259	23	R	Pittsburgh	Fort Lauderdale, Fla.	D4b-'21

Active Roster Count: 53 * - Eligible to Return From Reserve/Injured As of Oct. 24, 2021

HEAD COACH: MIKE VRABEL

ASSISTANT COACHES: SHANE BOWEN (defensive coordinator), TODD DOWNING (offensive coordinator), CRAIG AUKERMAN (special teams), BRIAN BELL (strength and conditioning assistant), SCOTT BOOKER (safeties), KEITH CARTER (offensive line), RYAN CROW (outside linebackers), TONY DEWS (running backs), MATT EDWARDS (assistant special teams), ERIK FRAZIER (offensive skill assistant), MONDRAY GEE (strength and conditioning assistant), JIM HASLETT (inside linebackers), JASON HOUGHTALING (offensive line assistant), ZAK KUHR (inside linebackers assistant), ANTHONY MIDGET (secondary), ROB MOORE (wide receivers), PAT O'HARA (quarterbacks), FRANK PIRAINO (strength and conditioning), JIM SCHWARTZ (senior defensive assistant), LUKE STECKEL (tight ends), JOHN STREICHER (coordinator of football development), MIKE SULLIVAN (assistant offensive line), KENECHI UDEZE (defensive line assistant), TERRELL WILLIAMS (defensive line)

HOW ACQUIRED KEY: FA (free agent), UFA (unrestricted free agent), RFA (restricted free agent), D (draft pick), W (waivers), T (trade)

GAME PREVIEW

TEAM NOTES

PLAYER NOTES

MEDIA

STATISTICS

ROSTERS



TENNESSEE
TITANS

MIKE VRABEL
TRANSCRIPT

HEAD COACH MIKE VRABEL PRESS CONFERENCE TRANSCRIPT
Monday, October 25, 2021

(on keeping the team focused and trying to build off the recent momentum)

We have talked about this before. We have talked about momentum and how it really has to start over and build throughout the week as you prepare for the opponent. I think that there is a level of confidence that can carry over. Like, 'I am doing this well, I feel confident about going out here and executing this certain job.' As far as momentum, momentum isn't something that just shows back up on Sunday or whenever you play. That is built throughout the week through preparation.

(on how important field position is)

If you look at the numbers, we haven't been great from that just with some of the turnovers that we have had. I think we are getting back to understanding how to play on short fields offensively, how to try to force them to drive the ball with what Brett (Kern) did, and the ability for us to kick touchbacks. Randy (Bullock) and Brett (Kern) both kicked the ball very well. That is going to be a huge part of who we are going forward. We know that when you get into some of these weather games and it gets colder, that is a long way off, but those field position matchups can be great.

(on if the plan going in was to consistently drop seven players into coverage)

The more that you can put in coverage the better you think the coverage should be. I thought there was a lot of good complementary calls, I thought that we continued to mix it up, I thought the third down was huge for us. We are talking about a team that had converted 60 percent of their third downs. Guys all did their job. There were some first and second-down pressures, there were some things that allowed us to affect the quarterback and that is what you have to do when you play a great quarterback.

(on if that was the best pressure he has gotten from the front four of the defense)

When you get into those types of games, pretty early on they are playing pass to run. It was a secondary thing. That is just kind of how the game went. It was great to see. It was great to see those guys have some success and force the quarterback off the spot and get uncomfortable and be able to hit him and affect some throws. Some he threw out of bounds, some he threw into the dirt. I think some of that is the product of the game and how it was going at that point in time. It was really good to see guys winning some of those matchups.

(on what prevented Chiefs quarterback Patrick Mahomes to make big plays while outside of the pocket)

I think guys plastered, I think I saw guys – David Long (Jr.) had an excellent play to be able to plaster on the receiver down the field, stay on him tight. He volleyballed it up in the air, we talked about they had done that and shown some of that on film, and it was just a matter of whether you were going to be running to the football. Rashaan (Evans) was running to the football when it went up in the air and Rashaan (Evans) made a play. Just understanding the play never being over when you play some of these quarterbacks that extend plays and then have the arm talent to throw to different areas of the football field, and not just a sideline throws or the same side he is scrambling to. It is an understanding, and we try to show them over and over that the play is never over with these guys.

(on linebacker David Long Jr. and what has enabled him to take another step forward this season)

They all care, I think we all care, David (Long Jr.) really wants to do well. Sometimes you can look in a guys eyes and when he makes a mistake it hurts and it bothers him. He wants to do well. He puts a lot into it. I think he continues to make big plays, be productive, play hard, energy. It would appear that he loves playing football and I know that. That is something that we can view. I think you guys see it the same way. He is never perfect. He makes mistakes just like everybody else, but he plays fast, he triggers, and he has been doing a nice job in there for us.

(on defensive lineman Denico Autry and what he has brought into the locker room)

He has a versatility to be able to take on blocks and to make guys miss. I think when guys see him first off, they see a bigger-bodied player that they may not think is athletic. He is instinctive. When he has won, he has really won from a multiple of different moves. He has made the guy miss and made it kind of look like he was going to take him on and then slip him. He did a nice job the other day just working a simple rip move and leaning back into the guy and not getting past the quarterback. We ask him to play a lot of different spots and he has done that for us.

(on why he wasn't in a celebratory mood after Sunday's win)

You guys would be the last people I would celebrate with, no offense. Just trying to stay focused and knowing that every week is going to be a new challenge. It is just sometimes kind of who I am. I am excited that we win. Our players put a lot into it and I am happy for them, but we are moving on to the Colts. Try to prepare for a huge division game on the road. I guess that is where my mind goes, just to the next game and what it is going to be. How are we going to prepare? What is practice going to look like? Excited and happy for our players, our fans, and the coaching staff. These guys put a lot into it. I guess that is part of my job is to get us focused and ready for the next game.

(on how comfortable offensive coordinator Todd Downing is getting in his role)

I guess my response to that would be, as compared to what?

(on being compared to the game against the Arizona Cardinals)

We didn't play well. We didn't coach well. They outcoached us, they outplayed us. That is so long ago. We just got into some drives. That is going to be the thing with the playcalling offensively that we would start to compare and contrast. Any time that we have gotten into drives, we begin to start to have some complementary plays and work some things into our system. When you go three or four plays or you turn the ball over early that – hopefully, we can get into some drives and get some seven, eight or nine plays. We talk to the players about getting that first first down and going on the ball. We did that and I thought they were prepared and responded well to that. That was huge the other day. A lot of things that we will have to clean up from a playcalling perspective and a playing perspective and an execution perspective, but we got off to the start that we had hoped for.

(on if there are any benefits to having a familiarity with the Indianapolis Colts)

I think the Colts have familiarity with the Titans and the Titans have familiarity with the Colts. They have played well. We saw them in the game against the Ravens that they were playing so well in, and last night, and what they have done since they have played us. They are a football team that has continued to improve, and I hope that we will continue to do the same thing.

(on what has been the key to the red zone defense)

Those are areas, the scoring areas, and the possession downs on third down that when you are able to do that and you are able to force teams that are used to scoring a bunch of points and force them to kick field goals, it probably is somewhat deflating for them. Our guys have done a nice job. That is credit to the players and understanding what is going on each week and being able to take care of the quarterback down there as he extends plays and making sure that we plaster. That is going to continue to be huge. If teams are down there, can we force them to try and make field goals?

(on if he wanted wide receiver Mason Kinsey to catch the first punt and how he did after that)

We would like every returner whether it is Mason (Kinsey) or Marcus (Johnson) or Darrynton (Evans) or Chester (Rogers), we would like any returner to try to and catch the ball while it is in the air. I don't think it was necessarily an easy thing to do. It was kind of a knuckler that hit, and I thought he was playing for the first bounce and he didn't get it so he got out of the way. He fair caught the other one in the other opportunity that he had.

(on the defense punching the ball out of the opposing team's arms)

Just looking for opportunities. I think Kevin (Byard) has played fast and looked for those opportunities and try to come to the ball and tackle. He tried another one, he had another one on their sidelines with their quarterback as well. Those are what we have to show are the ones that maybe they don't get out, but they are making an attempt. Those are the ones that you have to continue to preach and show them like, 'Hey, this one is actually better than the one that you got out because now you are aware of it and you are focused on it.' Just trying to continue to show them all those examples. That was a huge play in the game.

(on being more physical than other defenses)

I think that would be something throughout the entire team. You are not going to knock any body out in this league rarely, very rarely, in the first or second quarter. Maybe that style or that conditioning or that effort will somehow take a toll and allow us to make some of the plays that you need to make down the stretch when the margin is so fine.

(on defensive back Dane Cruikshank and the process after the injury to defensive back Amani Hooker)

Dane (Cruikshank) did a nice job. Dane (Cruikshank) moved into the starting role and Brady Breeze then became active. That was the process.

(on offensive lineman Dillon Radunz and his performance on Sunday)

I thought he did OK. It was good to see him out there and good for him to pop in there and play both sides. He played both guard spots. Saw him finish a couple times, tried to push the pile, push the guys. Then had some plays that need to get corrected and some technique things. He was locked in and ready to go. He had a look on his face that he was ready to go in there and play if he needed to, and there was no hesitation when those guys went down.

(on if Dillon Radunz is no longer considered to play at the tackle position)

I don't know that. I just know that he went in and played right and left guard yesterday and we will see where it is this week.

(on the transition of playing against the Bills and Chiefs offense to the Colts offense)

That will be something that we have to concentrate on. Really focus on their two backs. It is not like they don't have other players. Just know that (Nyheim) Hines has been very productive against us in the past and (Jonathan) Taylor has a very good ability to run with power and speed. (Michael) Pittman (Jr.) is certainly continuing to gain a lot of confidence down the field. T.Y. Hilton, (Zach) Pascal, and obviously (Carson) Wentz has been really good since the last time we played them. They have a physical offensive line so it is going to be – again, something that we always take about is now you are focusing on the Colts and their personnel and what their style is and how they want to play the football game as, opposed to maybe the past two teams that we have played.

(on adding separation in the division if he talks about the importance of a divisional game with the team)

I think any time you play a divisional opponent, you have a chance to do that. You can make up a lot of ground or you can put a little bit of separation between you and them whether you win it or lose it. That is always something that we talk about is what is critical in division games and the ability to start separating yourself if you are able to win.



TENNESSEE
TITANS

**GAME-BY-GAME
STATISTICS**

2021 TENNESSEE TITANS INDIVIDUAL GAME-BY-GAME PASSING STATISTICS

RYAN TANNEHILL

Date	Opp	W-L	GP / GS	PASSING												
				Att	Cmp	Pct	Yds	Yd/Att	TD	TD%	Int	Int%	Lg	Sk	Yds	Rat
Sep 12	Ari	L	S	35	21	60.0	212	6.1	1	2.9	1	2.9	39	6	56	74.9
Sep 19	@ Sea	W	S	40	27	67.5	347	8.7	0	0.0	0	0.0	51	3	27	94.5
Sep 26	Ind	W	S	27	18	66.7	197	7.3	3	11.1	2	7.4	26	1	9	94.2
Oct 3	@ NYJ	L	S	49	30	61.2	298	6.1	1	2.0	0	0.0	27	7	45	85.2
Oct 10	@ Jax	W	S	22	14	63.6	197	9.0	1	4.5	0	0.0	26	3	13	107.6
Oct 18	Buf	W	S	29	18	62.1	216	7.4	0	0.0	1	3.4	48	0	0	70.5
Oct 24	KC	W	S	27	21	77.8	270	10.0	1	3.7	1	3.7	46	1	9	105.2
2021 Totals		5-2	7 / 7	229	149	65.1	1,737	7.6	7	3.1	5	2.2	51	21	159	89.0

LOGAN WOODSIDE

Date	Opp	W-L	GP / GS	PASSING												
				Att	Cmp	Pct	Yds	Yd/Att	TD	TD%	Int	Int%	Lg	Sk	Yds	Rat
Sep 12	Ari	L	DNP	0	0	-	0	-	0	-	0	-	0	0	0	-
Sep 19	@ Sea	W	DNP	0	0	-	0	-	0	-	0	-	0	0	0	-
Sep 26	Ind	W	DNP	0	0	-	0	-	0	-	0	-	0	0	0	-
Oct 3	@ NYJ	L	DNP	0	0	-	0	-	0	-	0	-	0	0	0	-
Oct 10	@ Jax	W	DNP	0	0	-	0	-	0	-	0	-	0	0	0	-
Oct 18	Buf	W	DNP	0	0	-	0	-	0	-	0	-	0	0	0	-
Oct 24	KC	W	p	0	0	-	0	-	0	-	0	-	0	0	0	-
2021 Totals		5-2	1 / 0	0	0	-	-	-	0	-	0	-	0	0	0	-

Other passers: Matthias Farley (1 for 6 yards vs. Ari 9/12), Derrick Henry (1 for 5 yards and a touchdown vs. KC 10/24)

2021 TENNESSEE TITANS INDIVIDUAL GAME-BY-GAME RUSHING STATISTICS

KHARI BLASINGAME (RB/FB)

Date	Opp	GP / GS	RUSHING				
			Att	Yds	Avg	Lg	TD
Sep 12	Ari	p	0	0	-	0	0
Sep 19	@ Sea	S	0	0	-	0	0
Sep 26	Ind	IA	0	0	-	0	0
Oct 3	@ NYJ	p	0	0	-	0	0
Oct 10	@ Jax	S	0	0	-	0	0
Oct 18	Buf	p	0	0	-	0	0
Oct 24	KC	S	0	0	-	0	0
2021 Totals		6 / 3	0	0	-	0	0

DARRYNTON EVANS (RB)

Date	Opp	GP / GS	RUSHING				
			Att	Yds	Avg	Lg	TD
Sep 12	Ari						
Sep 19	@ Sea						
Sep 26	Ind						
Oct 3	@ NYJ						
Oct 10	@ Jax						
Oct 18	Buf						
Oct 24	KC	p	2	7	3.5	5	0
2021 Totals		1 / 0	2	7	3.5	5	10

Placed on Injured Reserve List on Set. 2, 2021.

DERRICK HENRY (RB)

Date	Opp	GP / GS	RUSHING				
			Att	Yds	Avg	Lg	TD
Sep 12	Ari	S	17	58	3.4	19	0
Sep 19	@ Sea	S	35	182	5.2	60t	3
Sep 26	Ind	S	28	113	4.0	19	0
Oct 3	@ NYJ	S	33	157	4.8	22	1
Oct 10	@ Jax	S	29	130	4.5	15	3
Oct 18	Buf	S	20	143	7.2	76t	3
Oct 24	KC	S	29	86	3.0	11	0
2021 Totals		7 / 7	191	869	4.5	76t	10

JEREMY MCNICHOLS (RB)

Date	Opp	GP / GS	RUSHING				
			Att	Yds	Avg	Lg	TD
Sep 12	Ari	p	2	9	4.5	8	0
Sep 19	@ Sea	p	1	3	3.0	3	0
Sep 26	Ind	p	2	6	3.0	5	0
Oct 3	@ NYJ	p	1	11	11.0	11	0
Oct 10	@ Jax	p	1	9	9.0	9	0
Oct 18	Buf	p	0	0	-	0	0
Oct 24	KC	p	0	0	-	0	0
2021 Totals		7 / 0	7	38	5.4	11	0

MEKHI SARGENT (RB)

Date	Opp	GP / GS	RUSHING				
			Att	Yds	Avg	Lg	TD
Sep 12	Ari	p	1	2	2.0	2	0
Sep 19	@ Sea	p	0	0	-	0	0
Sep 26	Ind	p	1	2	2.0	2	0
Oct 3	@ NYJ	IA	0	0	-	0	0
Oct 10	@ Jax	IA	0	0	-	0	0
Oct 18	Buf	IA	0	0	-	0	0
Oct 24	KC		Waived by the Titans on Oct. 23, 2021.				
2021 Totals		3 / 0	2	4	2.0	2	0

RYAN TANNEHILL (QB)

Date	Opp	GP / GS	RUSHING				
			Att	Yds	Avg	Lg	TD
Sep 12	Ari	S	2	17	8.5	16	1
Sep 19	@ Sea	S	4	27	6.8	19	0
Sep 26	Ind	S	5	56	11.2	28	0
Oct 3	@ NYJ	S	3	9	3.0	7	0
Oct 10	@ Jax	S	3	21	7.0	8	0
Oct 18	Buf	S	2	3	1.5	4t	1
Oct 24	KC	S	2	6	3.0	4	1
2021 Totals		7 / 7	21	139	6.6	28	3

LOGAN WOODSIDE (QB)

Date	Opp	GP / GS	RUSHING				
			Att	Yds	Avg	Lg	TD
Sep 12	Ari	DNP	0	0	-	0	0
Sep 19	@ Sea	DNP	0	0	-	0	0
Sep 26	Ind	DNP	0	0	-	0	0
Oct 3	@ NYJ	DNP	0	0	-	0	0
Oct 10	@ Jax	DNP	0	0	-	0	0
Oct 18	Buf	DNP	0	0	-	0	0
Oct 24	KC	p	1	-1	-1.0	-1	0
2021 Totals		1 / 0	1	-1	-1.0	-1	0

Other rushers: A.J. Brown (1 for 3 yards vs. Ind 9/26), Cameron Batson (2 for 15 yards at Jax 10/10), Chester Rogers (1 for 9 yards at Jax 10/10)
 Marcus Johnson (1 for 5 yards vs. KC 10/25)

2021 TENNESSEE TITANS INDIVIDUAL GAME-BY-GAME RECEIVING STATISTICS

CAMERON BATSON (WR)

RECEIVING								RECEIVING							
Date	Opp	GP / GS	No	Yds	Avg	Lg	TD	Date	Opp	GP / GS	No	Yds	Avg	Lg	TD
Sep 12	Ari	IA	0	0	-	0	0	Sep 12	Ari	p	0	0	-	0	0
Sep 19	@ Sea	IA	0	0	-	0	0	Sep 19	@ Sea	S	0	0	-	0	0
Sep 26	Ind	p	1	13	13.0	13	0	Sep 26	Ind	IA	0	0	-	0	0
Oct 3	@ NYJ	p	1	2	2	2t	1	Oct 3	@ NYJ	p	0	0	-	0	0
Oct 10	@ Jax	p	0	0	-	0	0	Oct 10	@ Jax	S	0	0	-	0	0
Oct 18	Buf	p	0	0	-	0	0	Oct 18	Buf	p	0	0	-	0	0
Oct 24	KC	Placed on Injury Reserve List on Oct. 19, 2021.						Oct 24	KC	S	0	0	-	0	0
2021 Totals		4 / 0	2	15	7.5	13	1	2021 Totals		6 / 3	0	0	-	0	0

KHARI BLASINGAME (RB/FB)

A.J. BROWN (WR)

RECEIVING								RECEIVING							
Date	Opp	GP / GS	No	Yds	Avg	Lg	TD	Date	Opp	GP / GS	No	Yds	Avg	Lg	TD
Sep 12	Ari	S	4	49	12.3	19	1	Sep 12	Ari						
Sep 19	@ Sea	S	3	43	14.3	15	0	Sep 19	@ Sea						
Sep 26	Ind	S	0	0	-	0	0	Sep 26	Ind	Placed on Injured Reserve List on Sept. 2, 2021.					
Oct 3	@ NYJ	IA	0	0	-	0	0	Oct 3	@ NYJ						
Oct 10	@ Jax	S	3	38	12.7	22	0	Oct 10	@ Jax						
Oct 18	Buf	S	7	91	13.0	22	0	Oct 18	Buf						
Oct 24	KC	S	8	133	16.6	46	1	Oct 24	KC	p	2	11	5.5	6	0
2021 Totals		6 / 6	25	354	14.2	46	2	2021 Totals		1 / 0	2	11	5.5	6	0

DARRYNTON EVANS (RB)

ANTHONY FIRKSER (TE)

RECEIVING								RECEIVING							
Date	Opp	GP / GS	No	Yds	Avg	Lg	TD	Date	Opp	GP / GS	No	Yds	Avg	Lg	TD
Sep 12	Ari	p	3	19	6.3	11	0	Sep 12	Ari	S	3	19	6.3	8	0
Sep 19	@ Sea	IA	0	0	-	0	0	Sep 19	@ Sea	S	6	55	9.2	15	0
Sep 26	Ind	IA	0	0	-	0	0	Sep 26	Ind	S	3	31	10.3	14	0
Oct 3	@ NYJ	S	3	23	7.7	10	0	Oct 3	@ NYJ	S	2	20	10.0	16	0
Oct 10	@ Jax	p	3	33	11.0	14	0	Oct 10	@ Jax	S	0	0	-	0	0
Oct 18	Buf	p	1	11	11.0	11	0	Oct 18	Buf	S	2	13	6.5	9	0
Oct 24	KC	p	1	9	9.0	9	0	Oct 24	KC	S	2	16	8.0	13	0
2021 Totals		5 / 1	11	95	8.6	14	0	2021 Totals		7 / 7	18	154	8.6	16	0

DERRICK HENRY (RB)

TOMMY HUDSON (TE)

RECEIVING								RECEIVING							
Date	Opp	GP / GS	No	Yds	Avg	Lg	TD	Date	Opp	GP / GS	No	Yds	Avg	Lg	TD
Sep 12	Ari	IA	0	0	-	0	0	Sep 12	Ari	IR	0	0	-	0	0
Sep 19	@ Sea	p	1	14	14.0	14	0	Sep 19	@ Sea	IR	0	0	-	0	0
Sep 26	Ind	p	1	3	3.0	3	0	Sep 26	Ind	IR	0	0	-	0	0
Oct 3	@ NYJ	p	1	14	14.0	14	0	Oct 3	@ NYJ	IR	0	0	-	0	0
Oct 10	@ Jax	Placed on Injured Reserve List on Oct. 8, 2021.						Oct 10	@ Jax	S	3	52	17.3	22	0
Oct 18	Buf	Placed on Injured Reserve List on Oct. 8, 2021.						Oct 18	Buf	p	0	0	-	0	0
Oct 24	KC	Placed on Injured Reserve List on Oct. 8, 2021.						Oct 24	KC	p	0	0	-	0	0
2021 Totals		3 / 0	3	31	10.3	14	0	2021 Totals		3 / 1	3	52	17.3	22	0

MARCUS JOHNSON (WR)

JULIO JONES (WR)

RECEIVING								RECEIVING							
Date	Opp	GP / GS	No	Yds	Avg	Lg	TD	Date	Opp	GP / GS	No	Yds	Avg	Lg	TD
Sep 12	Ari	S	3	29	9.7	10	0	Sep 12	Ari	p	0	0	-	0	0
Sep 19	@ Sea	S	6	128	21.3	51	0	Sep 19	@ Sea	p	0	0	-	0	0
Sep 26	Ind	S	3	47	15.7	25	0	Sep 26	Ind	p	0	0	-	0	0
Oct 3	@ NYJ	IA	0	0	-	0	0	Oct 3	@ NYJ	p	0	0	-	0	0
Oct 10	@ Jax	IA	0	0	-	0	0	Oct 10	@ Jax	Placed on Injured Reserve List on Oct. 8, 2021.					
Oct 18	Buf	S	3	59	19.7	48	0	Oct 18	Buf	Placed on Injured Reserve List on Oct. 8, 2021.					
Oct 24	KC	S	2	38	19.0	20	0	Oct 24	KC						
2021 Totals		5 / 5	17	301	17.7	51	0	2021 Totals		4 / 0	0	0	-	0	0

RACEY MCMATH (WR)

JEREMY MCNICHOLS (RB)

RECEIVING								RECEIVING							
Date	Opp	GP / GS	No	Yds	Avg	Lg	TD	Date	Opp	GP / GS	No	Yds	Avg	Lg	TD
Sep 12	Ari	p	3	24	8.0	9	0	Sep 12	Ari	S	0	0	-	0	0
Sep 19	@ Sea	p	3	26	8.7	12	0	Sep 19	@ Sea	p	3	43	14.3	22	0
Sep 26	Ind	p	1	10	10.0	10t	1	Sep 26	Ind	p	1	7	7.0	7	0
Oct 3	@ NYJ	p	8	74	9.3	27	0	Oct 3	@ NYJ	S	1	14	14.0	14	0
Oct 10	@ Jax	p	2	26	13.0	25	0	Oct 10	@ Jax	p	1	14	14.0	14t	1
Oct 18	Buf	p	0	0	-	0	0	Oct 18	Buf	p	0	0	-	0	0
Oct 24	KC	p	1	10	10.0	10	0	Oct 24	KC	p	2	27	13.5	22	1
2021 Totals		7 / 0	18	170	9.4	27	1	2021 Totals		7 / 2	8	105	13.1	22	2

MYCOLE PRUITT (TE)

2021 TENNESSEE TITANS INDIVIDUAL GAME-BY-GAME RECEIVING STATISTICS

JOSH REYNOLDS (WR)

Date	Opp	GP / GS	RECEIVING				
			No	Yds	Avg	Lg	TD
Sep 12	Ari	IA	0	0	-	0	0
Sep 19	@ Sea	p	0	0	-	0	0
Sep 26	Ind	IA	0	0	-	0	0
Oct 3	@ NYJ	p	6	59	9.8	12	0
Oct 10	@ Jax	p	1	8	8.0	8	0
Oct 18	Buf	IA	0	0	-	0	0
Oct 24	KC	p	3	23	7.7	11	0
2021 Totals		4 / 0	10	90	9.0	12	0

CHESTER ROGERS (WR)

Date	Opp	GP / GS	RECEIVING				
			No	Yds	Avg	Lg	TD
Sep 12	Ari	p	4	62	15.5	39	0
Sep 19	@ Sea	p	2	22	11.0	12	0
Sep 26	Ind	p	1	6	6.0	6t	1
Oct 3	@ NYJ	p	5	63	12.6	20	0
Oct 10	@ Jax	p	1	26	26.0	26	0
Oct 18	Buf	S	1	7	7.0	7	0
Oct 24	KC	IA	0	0	-	0	0
2021 Totals		6 / 1	14	186	13.3	39	1

MEKHI SARGENT (RB)

Date	Opp	GP / GS	RECEIVING				
			No	Yds	Avg	Lg	TD
Sep 12	Ari	p	0	0	-	0	0
Sep 19	@ Sea	p	0	0	-	0	0
Sep 26	Ind	p	0	0	-	0	0
Oct 3	@ NYJ	IA					
Oct 10	@ Jax	IA					
Oct 18	Buf	IA					
Oct 24	KC	Waived by the Titans on Oct. 23, 2021					
2021 Totals		3 / 0	0	0	-	0	0

GEOFF SWAIM (TE)

Date	Opp	GP / GS	RECEIVING				
			No	Yds	Avg	Lg	TD
Sep 12	Ari	S	0	0	-	0	0
Sep 19	@ Sea	S	2	10	5.0	5	0
Sep 26	Ind	S	3	27	9.0	26	0
Oct 3	@ NYJ	S	0	0	-	0	0
Oct 10	@ Jax	S	0	0	-	0	0
Oct 18	Buf	S	1	8	8.0	8	0
Oct 24	KC	S	1	8	8.0	8	0
2021 Totals		7 / 7	7	53	7.6	26	0

NICK WESTBROOK-IKHINE (WR)

Date	Opp	GP / GS	RECEIVING				
			No	Yds	Avg	Lg	TD
Sep 12	Ari	p	1	10	10.0	10	0
Sep 19	@ Sea	p	1	6	6.0	6	0
Sep 26	Ind	S	4	53	13.3	18t	1
Oct 3	@ NYJ	S	3	29	9.7	18	0
Oct 10	@ Jax	IA	0	0	-	0	0
Oct 18	Buf	p	3	27	9.0	14	0
Oct 24	KC	p	0	0	-	0	0
2021 Totals		6 / 2	12	125	10.4	18t	1

Other receivers: Amani Hooker (1 for 6 yards vs. Ari, 9/12)

2021 TENNESSEE TITANS INDIVIDUAL GAME-BY-GAME PUNTING

BRETT KERN

			PUNTING										
Date	Opp	GP / GS	No.	Yds	Avg	Ret	Yds	R Avg	TB	In	Lg	Blk	Net
Sep 12	Ari	p	3	151	50.3	2	24	12.0	0	0	59	0	42.3
Sep 19	@ Sea	p	2	94	47.0	0	0	-	0	1	53	0	47.0
Sep 26	Ind	p	1	42	42.0	0	0	-	0	0	42	0	42.0
Oct 3	@ NYJ	IA	0	0	-	0	0	-	0	0	0	0	-
Oct 10	@ Jax	IA	0	0	-	0	0	-	0	0	0	0	-
Oct 18	Buf	R/C	0	0	-	0	0	-	0	0	0	0	-
Oct 24	KC	p	2	94	47.0	0	0	-	0	2	49	0	47.0
2021 Totals		4 / 0	8	381	47.6	2	24	12.0	0	3	59	0	44.6

JOHNNY TOWNSEND

			PUNTING										
Date	Opp	GP / GS	No.	Yds	Avg	Ret	Yds	R Avg	TB	In	Lg	Blk	Net
Sep 12	Ari												
Sep 19	@ Sea												
Sep 26	Ind												
Oct 3	@ NYJ	p	5	188	37.6	2	32	16.0	0	1	63	0	31.2
Oct 10	@ Jax	p	4	170	42.5	0	0	-	1	1	45	0	37.5
Oct 18	Buf	p	2	107	53.5	2	6	3.0	0	0	63	0	50.5
Oct 24	KC												
2021 Totals		3 / 0	11	465	42.3	4	38	9.5	1	2	63	0	37.0

Other Punters: none

2021 INDIVIDUAL GAME-BY-GAME PUNT AND KICKOFF RETURNS

CAMERON BATSON

Date	Opp	GP / GS	PUNT RETURNS						KICKOFF RETURNS				
			No	FC	Yds	Avg	Lg	TD	No	Yds	Avg	Lg	TD
Sep 12	Ari	IA	0	0	0.0	-	0	0	0	0	-	0	0
Sep 19	@ Sea	IA	0	0	0.0	-	0	0	0	0	-	0	0
Sep 26	Ind	p	0	0	0.0	-	0	0	0	0	-	0	0
Oct 3	@ NYJ	p	0	0	0.0	-	0	0	0	0	-	0	0
Oct 10	@ Jax	p	0	0	0.0	-	0	0	0	0	-	0	0
Oct 18	Buf	p	0	0	0.0	-	0	0	5	80	16.0	20	0
Oct 24	KC		Placed on Injured Reserve List on Oct. 19, 2021.										
2021 Totals		4 / 0	0	0	0.0	-	0	0	5	80	16.0	20	0

DARRYNTON EVANS

Date	Opp	GP / GS	PUNT RETURNS						KICKOFF RETURNS				
			No	FC	Yds	Avg	Lg	TD	No	Yds	Avg	Lg	TD
Sep 12	Ari												
Sep 19	@ Sea												
Sep 26	Ind												
Oct 3	@ NYJ												
Oct 10	@ Jax												
Oct 18	Buf												
Oct 24	KC	p	0	0	0	-	0	0	1	17	17	17	0
2021 Totals		1	0	0	0	-	0	0	1	17	17	17	0

CHESTER ROGERS

Date	Opp	GP / GS	PUNT RETURNS						KICKOFF RETURNS				
			No	FC	Yds	Avg	Lg	TD	No	Yds	Avg	Lg	TD
Sep 12	Ari	p	0	1	0	-	0	0	1	14	14	14	0
Sep 19	@ Sea	p	3	1	32	10.7	13	0	6	100	16.7	19	0
Sep 26	Ind	p	3	1	44	14.7	18	0	0	0	-	0	0
Oct 3	@ NYJ	p	3	3	44	14.7	22	0	0	0	-	0	0
Oct 10	@ Jax	p	0	2	0	-	0	0	0	0	-	0	0
Oct 18	Buf	S	1	1	0	0	0	0	0	0	-	0	0
Oct 24	KC	IA	0	0	0	-	0	0	0	0	-	0	0
2021 Totals		6 / 1	10	9	120	12.0	22	0	7	114	16.3	19	0

Other returners: Jeremy McNichols (2 KR for 31 yards vs. Ind 9/26), Marcus Johnson (2 KR for 52 yards vs. Buf 10/18), Mason Kinsey (1 FC on punt return vs. KC 10/24)

2021 TENNESSEE TITANS INDIVIDUAL GAME-BY-GAME DEFENSIVE STATISTICS

OLA ADENIYI (OLB)

Date	Opp	GP / GS	TACKLES ...						INTERCEPTIONS ...					FUMBLES ...			SpT	
			Tot	Solo	Asst	Sk	Yds	QBP	TFL	No	Yds	Lg	TD	PD	FF	FR		Yds
Sep 12	Ari	p	0	0	0	0.0	0.0	1	0	0	0	0	0	0	0	0	0	2
Sep 19	@ Sea	p	1	1	0	1.0	12.0	0	1	0	0	0	0	0	0	0	0	2
Sep 26	Ind	p	4	2	2	2	11.0	0.0	1	0	0	0	0	0	0	0	0	
Oct 3	@ NYJ	p	1	1	0	0.0	0.0	1	0	0	0	0	0	0	0	0	1	
Oct 10	@ Jax	p	0	0	0	0.0	0.0	2	0	0	0	0	0	0	0	0	1	
Oct 18	Buf	p	1	1	0	0.0	0.0	1	0	0	0	0	0	0	0	0	1	
Oct 24	KC	p	0	0	0	0.0	0.0	3	0	0	0	0	0	0	0	0	0	
2021 Totals		7 / 0	7	5	2	2.5	23.0	8	2	0	0	0	0	0	0	0	7	

DENICO AUTRY (DL)

Date	Opp	GP / GS	TACKLES ...						INTERCEPTIONS ...					FUMBLES ...			SpT	
			Tot	Solo	Asst	Sk	Yds	QBP	TFL	No	Yds	Lg	TD	PD	FF	FR		Yds
Sep 12	Ari	p	1	1	0	0.0	0.0	1	0	0	0	0	0	0	0	0	0	0
Sep 19	@ Sea	p	3	2	1	1.5	7.5	2	1	0	0	0	0	0	0	0	0	
Sep 26	Ind	S	0	0	0	0	0.0	5.0	0	0	0	0	0	0	0	0	0	
Oct 3	@ NYJ	S	3	3	0	0.0	0.0	5	2	0	0	0	0	0	0	0	0	
Oct 10	@ Jax	S	1	1	0	0.0	0.0	1	0	0	0	0	0	0	0	0	0	
Oct 18	Buf	S	0	0	0	0.0	0.0	6	0	0	0	0	1	0	0	0	0	
Oct 24	KC	S	3	3	0	2.0	18.0	4	2	0	0	0	0	0	0	0	0	
2021 Totals		7 / 5	11	10	1	3.5	25.5	24	5	0	0	0	0	1	0	0	0	

AMANI BLEDSOE (DE)

Date	Opp	GP / GS	TACKLES ...						INTERCEPTIONS ...					FUMBLES ...			SpT	
			Tot	Solo	Asst	Sk	Yds	QBP	TFL	No	Yds	Lg	TD	PD	FF	FR		Yds
Sep 12	Ari	PS	0	0	0	0.0	0.0	0	0	0	0	0	0	0	0	0	0	0
Sep 19	@ Sea	PS	0	0	0	0.0	0.0	0	0	0	0	0	0	0	0	0	0	0
Sep 26	Ind	PS	0	0	0	0.0	0.0	0	0	0	0	0	0	0	0	0	0	0
Oct 3	@ NYJ	S	1	1	0	0.0	0.0	1	0	0	0	0	0	0	0	0	0	0
Oct 10	@ Jax	S	0	0	0	0.0	0.0	1	0	0	0	0	0	0	0	0	0	0
Oct 18	Buf	p	0	0	0	0.0	0.0	0	0	0	0	0	1	0	0	0	0	
Oct 24	KC	IA	0	0	0	0.0	0.0	0	0	0	0	0	0	0	0	0	0	0
2021 Totals		3 / 2	1	1	0	0.0	0.0	2	0	0	0	0	1	0	0	0	0	

BREON BORDERS (CB)

Date	Opp	GP / GS	TACKLES ...						INTERCEPTIONS ...					FUMBLES ...			SpT	
			Tot	Solo	Asst	Sk	Yds	QBP	TFL	No	Yds	Lg	TD	PD	FF	FR		Yds
Sep 12	Ari	p	0	0	0	0.0	0.0	0	0	0	0	0	0	0	0	0	0	0
Sep 19	@ Sea	p	0	0	0	0.0	0.0	0	0	0	0	0	0	0	0	0	0	0
Sep 26	Ind	p	0	0	0	0.0	0.0	0	0	0	0	0	1	0	0	0	0	
Oct 3	@ NYJ	p	2	2	0	0.0	0.0	0	0	0	0	0	0	0	0	0	0	
Oct 10	@ Jax	p	0	0	0	0.0	0.0	0	0	0	0	0	0	0	0	0	1	
Oct 18	Buf	p	1	1	0	0.0	0.0	0	0	0	0	0	1	0	0	0	0	
Oct 24	KC	p	0	0	0	0.0	0.0	0	0	0	0	0	0	0	0	0	0	
2021 Totals		7 / 0	3	3	0	0.0	0.0	0	0	0	0	0	2	0	0	0	1	

BRADY BREEZE (S)

Date	Opp	GP / GS	TACKLES ...						INTERCEPTIONS ...					FUMBLES ...			SpT	
			Tot	Solo	Asst	Sk	Yds	QBP	TFL	No	Yds	Lg	TD	PD	FF	FR		Yds
Sep 12	Ari																	
Sep 19	@ Sea																	
Sep 26	Ind																	
Oct 3	@ NYJ																	
Oct 10	@ Jax																	
Oct 18	Buf																	
Oct 24	KC	p	0	0	0	0.0	0.0	0	0	0	0	0	0	0	0	0	0	0
2021 Totals		1 / 0	0	0	0	0.0	0.0	0	0	0	0	0	0	0	0	0	0	

JAYON BROWN (LB)

Date	Opp	GP / GS	TACKLES ...						INTERCEPTIONS ...					FUMBLES ...			SpT	
			Tot	Solo	Asst	Sk	Yds	QBP	TFL	No	Yds	Lg	TD	PD	FF	FR		Yds
Sep 12	Ari	S	7	5	2	0.0	0.0	0	0	0	0	0	0	0	0	0	0	0
Sep 19	@ Sea	IA	0	0	0	0.0	0.0	0	0	0	0	0	0	0	0	0	0	0
Sep 26	Ind	p	1	0	1	0.0	0.0	0	0	0	0	0	0	0	0	0	0	0
Oct 3	@ NYJ	p	1	1	0	0.0	0.0	0	0	0	0	0	0	0	0	0	0	0
Oct 10	@ Jax																	
Oct 18	Buf																	
Oct 24	KC																	
2021 Totals		3 / 1	9	6	3	0.0	0.0	0	0	0	0	0	0	0	0	0	0	

KEVIN BYARD (S)

Date	Opp	GP / GS	TACKLES ...						INTERCEPTIONS ...					FUMBLES ...			SpT	
			Tot	Solo	Asst	Sk	Yds	QBP	TFL	No	Yds	Lg	TD	PD	FF	FR		Yds
Sep 12	Ari	S	2	2	0	0.0	0.0	1	0	1	12	12	0	1	0	0	0	0
Sep 19	@ Sea	S	3	2	1	0.0	0.0	0	0	0	0	0	0	0	0	0	0	0
Sep 26	Ind	S	5	4	1	0.0	0.0	1	0	0	0	0	0	2	0	0	0	0
Oct 3	@ NYJ	S	6	3	3	0.0	0.0	0	0	0	0	0	1	0	0	0	0	0
Oct 10	@ Jax	S	11	8	3	0.0	0.0	0	0	1	0	0	0	2	0	1	30t	0
Oct 18	Buf	S	2	1	1	0.0	0.0	0	0	1	16	16	0	1	0	0	0	0
Oct 24	KC	S	4	4	0	0.0	0.0	0	0	0	0	0	0	0	1	0	0	0
2021 Totals		7 / 7	33	24	9	0.0	0.0	2	0	3	28	16	0	7	1	1	30t	0

2021 TENNESSEE TITANS INDIVIDUAL GAME-BY-GAME DEFENSIVE STATISTICS

JAMAL CARTER (DB)

Date	Opp	GP / GS	TACKLES ...						INTERCEPTIONS ...					FUMBLES ...			SpT	
			Tot	Solo	Asst	Sk	Yds	QBP	TFL	No	Yds	Lg	TD	PD	FF	FR		Yds
Sep 12	Ari	PS	0	0	0	0.0	0.0	0	0	0	0	0	0	0	0	0	0	0
Sep 19	@ Sea	PS	0	0	0	0.0	0.0	0	0	0	0	0	0	0	0	0	0	
Sep 26	Ind	PS	0	0	0	0.0	0.0	0	0	0	0	0	0	0	0	0	0	
Oct 3	@ NYJ	PS	0	0	0	0.0	0.0	0	0	0	0	0	0	0	0	0	0	
Oct 10	@ Jax	p	0	0	0	0.0	0.0	0	0	0	0	0	0	0	0	0	0	
Oct 18	Buf	PS	0	0	0	0.0	0.0	0	0	0	0	0	0	0	0	0	0	
Oct 24	KC	PS	0	0	0	0.0	0.0	0	0	0	0	0	0	0	0	0	0	
2021 Totals		1 / 0	0	0	0	0.0	0.0	0	0	0	0	0	0	0	0	0	0	

DANE CRUIKSHANK (DB)

Date	Opp	GP / GS	TACKLES ...						INTERCEPTIONS ...					FUMBLES ...			SpT
			Tot	Solo	Asst	Sk	Yds	QBP	TFL	No	Yds	Lg	TD	PD	FF	FR	
Sep 12	Ari	p	0	0	0	0.0	0.0	0	0	0	0	0	0	0	0	0	0
Sep 19	@ Sea	p	3	2	1	0.0	0.0	0	0	0	0	0	0	0	0	0	0
Sep 26	Ind	S	6	4	2	0.0	0.0	1	0	0	0	0	0	1	0	0	0
Oct 3	@ NYJ	S	4	3	1	0.0	0.0	0	0	0	0	0	0	0	0	0	1
Oct 10	@ Jax	S	7	6	1	0.0	0.0	0	0	0	0	0	0	0	0	0	0
Oct 18	Buf	p	0	0	0	0.0	0.0	0	0	0	0	0	0	0	0	0	0
Oct 24	KC	S	8	7	1	0.0	0.0	0	0	0	0	0	0	0	0	0	0
2021 Totals		7 / 4	28	22	6	0.0	0.0	1	0	0	0	0	0	1	0	0	1

BUD DUPREE (OLB)

Date	Opp	GP / GS	TACKLES ...						INTERCEPTIONS ...					FUMBLES ...			SpT
			Tot	Solo	Asst	Sk	Yds	QBP	TFL	No	Yds	Lg	TD	PD	FF	FR	
Sep 12	Ari	S	1	1	0	0.0	0.0	3	0	0	0	0	0	0	0	0	0
Sep 19	@ Sea	S	1	1	0	0.0	0.0	1	0	0	0	0	0	0	0	0	0
Sep 26	Ind	DNP	0	0	0	0.0	0.0	0	0	0	0	0	0	0	0	0	0
Oct 3	@ NYJ	IA	0	0	0	0.0	0.0	0	0	0	0	0	0	0	0	0	0
Oct 10	@ Jax	IA	0	0	0	0.0	0.0	0	0	0	0	0	0	0	0	0	0
Oct 18	Buf	p	2	2	0	0.0	0.0	3	0	0	0	0	1	0	0	0	0
Oct 24	KC	p	1	1	0	1.0	5.0	1	0	0	0	0	0	1	0	0	0
2021 Totals		4 / 2	5	5	0	1.0	5.0	8	0	0	0	0	1	1	0	0	0

NICK DZUBNAR

Date	Opp	GP / GS	TACKLES ...						INTERCEPTIONS ...					FUMBLES ...			SpT
			Tot	Solo	Asst	Sk	Yds	QBP	TFL	No	Yds	Lg	TD	PD	FF	FR	
Sep 12	Ari	p	1	0	1	0.0	0.0	0	0	0	0	0	0	0	0	0	0
Sep 19	@ Sea	p	0	0	0	0.0	0.0	0	0	0	0	0	0	0	0	0	1
Sep 26	Ind	p	0	0	0	0.0	0.0	0	0	0	0	0	0	0	0	0	1
Oct 3	@ NYJ	p	0	0	0	0.0	0.0	0	0	0	0	0	0	0	0	0	1
Oct 10	@ Jax	p	0	0	0	0.0	0.0	0	0	0	0	0	0	0	0	0	0
Oct 18	Buf	p	0	0	0	0.0	0.0	0	0	0	0	0	0	0	0	0	1
Oct 24	KC	p	1	1	0	0.0	0.0	0	0	0	0	0	0	0	0	0	0
2021 Totals		7 / 0	2	1	1	0.0	0.0	0	0	0	0	0	0	0	0	0	4

RASHAAN EVANS (LB)

Date	Opp	GP / GS	TACKLES ...						INTERCEPTIONS ...					FUMBLES ...			SpT
			Tot	Solo	Asst	Sk	Yds	QBP	TFL	No	Yds	Lg	TD	PD	FF	FR	
Sep 12	Ari	S	6	6	0	0.0	0.0	0	0	0	0	0	0	0	0	0	0
Sep 19	@ Sea	S	4	1	3	0.0	0.0	0	0	0	0	0	0	0	0	0	0
Sep 26	Ind	S	8	4	4	0.0	0.0	0	1	0	0	0	0	0	0	0	0
Oct 3	@ NYJ	S	6	6	0	0.0	0.0	1	0	0	0	0	0	0	0	0	0
Oct 10	@ Jax	S	1	0	1	0.0	0.0	0	0	0	0	0	0	0	0	0	0
Oct 18	Buf	S	8	4	4	0.0	0.0	1	0	0	0	0	0	0	0	0	0
Oct 24	KC	S	4	3	1	0.0	0.0	0	0	1	0	0	0	1	0	1	0
2021 Totals		7 / 7	37	24	13	0.0	0.0	2	1	1	0	0	0	1	0	1	0

CALEB FARLEY (CB)

Date	Opp	GP / GS	TACKLES ...						INTERCEPTIONS ...					FUMBLES ...			SpT
			Tot	Solo	Asst	Sk	Yds	QBP	TFL	No	Yds	Lg	TD	PD	FF	FR	
Sep 12	Ari	p	0	0	0	0.0	0.0	0	0	0	0	0	0	0	0	0	0
Sep 19	@ Sea	IA	0	0	0	0.0	0.0	0	0	0	0	0	0	0	0	0	0
Sep 26	Ind	IA	0	0	0	0.0	0.0	0	0	0	0	0	0	0	0	0	0
Oct 3	@ NYJ	IA	0	0	0	0.0	0.0	0	0	0	0	0	0	0	0	0	0
Oct 10	@ Jax	p	2	2	0	0.0	0.0	0	0	0	0	0	1	0	0	0	0
Oct 18	Buf	S	2	2	0	0.0	0.0	0	0	0	0	0	0	0	0	0	0
Oct 24	KC		Placed on Injured Reserve List on Oct. 19, 2021.														
2021 Totals		3 / 1	4	4	0	0.0	0.0	0	0	0	0	0	0	1	0	0	0

MATTHIAS FARLEY (S)

Date	Opp	GP / GS	TACKLES ...						INTERCEPTIONS ...					FUMBLES ...			SpT
			Tot	Solo	Asst	Sk	Yds	QBP	TFL	No	Yds	Lg	TD	PD	FF	FR	
Sep 12	Ari	p	0	0	0	0.0	0.0	0	0	0	0	0	0	0	0	0	0
Sep 19	@ Sea	p	0	0	0	0.0	0.0	0	0	0	0	0	0	0	0	0	0
Sep 26	Ind	p	0	0	0	0.0	0.0	0	0	0	0	0	0	0	0	0	1
Oct 3	@ NYJ	p	0	0	0	0.0	0.0	0	0	0	0	0	0	0	0	0	1
Oct 10	@ Jax	p	0	0	0	0.0	0.0	0	0	0	0	0	0	0	0	0	0
Oct 18	Buf	p	0	0	0	0.0	0.0	0	0	0	0	0	0	0	0	0	0
Oct 24	KC	p	3	2	1	0.0	0.0	0	0	0	0	0	0	1	1	0	0
2021 Totals		7 / 0	3	2	1	0.0	0.0	0	0	0	0	0	0	1	1	0	2

2021 TENNESSEE TITANS INDIVIDUAL GAME-BY-GAME DEFENSIVE STATISTICS

JOE JONES (LB)

Date	Opp	GP / GS	TACKLES ...							INTERCEPTIONS ...					FUMBLES ...			SpT	
			Tot	Solo	Asst	Sk	Yds	QBP	TFL	No	Yds	Lg	TD	PD	FF	FR	Yds		
Sep 12	Ari		Signed by the Titans on Sept. 14, 2021																
Sep 19	@ Sea	PS	0	0	0	0.0	0.0	0	0	0	0	0	0	0	0	0	0	0	0
Sep 26	Ind	PS	0	0	0	0.0	0.0	0	0	0	0	0	0	0	0	0	0	0	
Oct 3	@ NYJ	PS	0	0	0	0.0	0.0	0	0	0	0	0	0	0	0	0	0	0	
Oct 10	@ Jax	p	0	0	0	0.0	0.0	0	0	0	0	0	0	0	0	0	0	3	
Oct 18	Buf	p	0	0	0	0.0	0.0	0	0	0	0	0	0	0	0	0	0	0	
Oct 24	KC	p	0	0	0	0.0	0.0	0	0	0	0	0	0	0	0	0	0	0	
2021 Totals		3 / 0	0	0	0	0.0	0.0	0	0	0	0	0	0	0	0	0	0	3	

NAQUAN JONES (DT)

Date	Opp	GP / GS	TACKLES ...							INTERCEPTIONS ...					FUMBLES ...			SpT
			Tot	Solo	Asst	Sk	Yds	QBP	TFL	No	Yds	Lg	TD	PD	FF	FR	Yds	
Sep 12	Ari	PS	0	0	0	0.0	0.0	0	0	0	0	0	0	0	0	0	0	0
Sep 19	@ Sea	PS	0	0	0	0.0	0.0	0	0	0	0	0	0	0	0	0	0	0
Sep 26	Ind	IA	0	0	0	0.0	0.0	0	0	0	0	0	0	0	0	0	0	0
Oct 3	@ NYJ	p	0	0	0	0.0	0.0	1	0	0	0	0	0	0	0	0	0	0
Oct 10	@ Jax	p	0	0	0	0.0	0.0	0	0	0	0	0	0	0	0	0	0	0
Oct 18	Buf	p	3	3	0	0.0	0.0	0	0	0	0	0	0	0	0	0	0	0
Oct 24	KC	p	3	0	3	0.0	0.0	0	0	0	0	0	0	0	0	0	0	0
2021 Totals		4 / 0	6	3	3	0.0	0.0	1	0	0	0	0	0	0	0	0	0	0

HAROLD LANDRY III

Date	Opp	GP / GS	TACKLES ...							INTERCEPTIONS ...					FUMBLES ...			SpT
			Tot	Solo	Asst	Sk	Yds	QBP	TFL	No	Yds	Lg	TD	PD	FF	FR	Yds	
Sep 12	Ari	S	3	3	0	1.0	2.0	3	1	0	0	0	0	0	0	0	0	0
Sep 19	@ Sea	S	7	4	3	0.0	0.0	3	0	0	0	0	0	0	0	0	0	0
Sep 26	Ind	S	4	1	3	0.5	5.0	2	0	0	0	0	0	0	0	0	0	0
Oct 3	@ NYJ	S	7	5	2	1.0	8.0	3	3	0	0	0	0	0	0	0	0	0
Oct 10	@ Jax	S	7	6	1	2.0	17.0	0	2	0	0	0	0	0	0	0	0	0
Oct 18	Buf	S	8	5	3	2.0	11.0	0	1	0	0	0	0	0	0	0	0	0
Oct 24	KC	S	1	1	0	1.0	8.0	1	1	0	0	0	0	0	0	0	0	0
2021 Totals		7 / 7	37	25	12	7.5	51.0	12	8	0	0	0	0	0	0	0	0	0

DAVID LONG JR. (LB)

Date	Opp	GP / GS	TACKLES ...							INTERCEPTIONS ...					FUMBLES ...			SpT
			Tot	Solo	Asst	Sk	Yds	QBP	TFL	No	Yds	Lg	TD	PD	FF	FR	Yds	
Sep 12	Ari	IA	0	0	0	0.0	0.0	0	0	0	0	0	0	0	0	0	0	0
Sep 19	@ Sea	S	6	2	4	0.0	0.0	0	1	0	0	0	0	0	0	0	0	0
Sep 26	Ind	S	8	5	3	0.0	0.0	2	1	0	0	0	0	0	0	0	0	0
Oct 3	@ NYJ	S	3	2	1	0.0	0.0	1	0	0	0	0	0	0	0	0	0	0
Oct 10	@ Jax	S	12	10	2	0.0	0.0	0	1	0	0	0	0	0	0	0	0	0
Oct 18	Buf	S	14	9	5	0.0	0.0	2	0	0	0	0	0	0	0	0	0	0
Oct 24	KC	S	8	6	2	0.0	0.0	0	1	0	0	0	0	0	2	0	0	0
2021 Totals		6 / 6	51	34	17	0.0	0.0	5	4	0	0	0	0	2	0	0	0	0

GREG MABIN (DB)

Date	Opp	GP / GS	TACKLES ...							INTERCEPTIONS ...					FUMBLES ...			SpT
			Tot	Solo	Asst	Sk	Yds	QBP	TFL	No	Yds	Lg	TD	PD	FF	FR	Yds	
Sep 12	Ari																	
Sep 19	@ Sea																	
Sep 26	Ind																	
Oct 3	@ NYJ																	
Oct 10	@ Jax																	
Oct 18	Buf																	
Oct 24	KC	S	3	3	0	0.0	0.0	0	0	0	0	0	0	0	0	0	0	0
2021 Totals		1 / 1	3	3	0	0.0	0.0	0	0	0	0	0	0	0	0	0	0	0

Signed to the Titans active roster on Oct. 20, 2021.

BRADLEY MCDUGALD (S)

Date	Opp	GP / GS	TACKLES ...							INTERCEPTIONS ...					FUMBLES ...			SpT
			Tot	Solo	Asst	Sk	Yds	QBP	TFL	No	Yds	Lg	TD	PD	FF	FR	Yds	
Sep 12	Ari	p	1	1	0	0.0	0.0	0	0	0	0	0	0	0	0	0	0	0
Sep 19	@ Sea	S	2	2	0	0.0	0.0	0	0	0	0	0	0	0	0	0	0	0
Sep 26	Ind																	
Oct 3	@ NYJ																	
Oct 10	@ Jax																	
Oct 18	Buf																	
Oct 24	KC																	
2021 Totals		2 / 1	3	3	0	0.0	0.0	0	0	0	0	0	0	0	0	0	0	0

Waived by the Titans on Sept. 21, 2021

ELIJAH MOLDEN (CB)

Date	Opp	GP / GS	TACKLES ...							INTERCEPTIONS ...					FUMBLES ...			SpT
			Tot	Solo	Asst	Sk	Yds	QBP	TFL	No	Yds	Lg	TD	PD	FF	FR	Yds	
Sep 12	Ari	p	2	2	0	0.0	0.0	0	0	0	0	0	0	0	0	0	0	0
Sep 19	@ Sea	p	2	0	2	0.0	0.0	0	0	0	0	0	0	0	0	0	0	0
Sep 26	Ind	p	1	1	0	0.0	0.0	0	0	0	0	0	0	0	0	0	0	0
Oct 3	@ NYJ	p	0	0	0	0.0	0.0	0	0	0	0	0	0	0	0	0	0	0
Oct 10	@ Jax	p	3	3	0	0.0	0.0	0	0	0	0	0	0	0	1	0	0	0
Oct 18	Buf	S	8	6	2	0.0	0.0	1	1	0	0	0	0	0	0	0	0	1
Oct 24	KC	S	8	6	2	0.0	0.0	0	0	0	0	0	0	0	0	0	0	0
2021 Totals		7 / 2	24	18	6	0.0	0.0	1	1	0	0	0	0	0	1	0	0	1

2021 TENNESSEE TITANS INDIVIDUAL GAME-BY-GAME DEFENSIVE STATISTICS

LARRELL MURCHISON (DL)

Date	Opp	GP / GS	TACKLES ...							INTERCEPTIONS ...					FUMBLES ...			SpT	
			Tot	Solo	Asst	Sk	Yds	QBP	TFL	No	Yds	Lg	TD	PD	FF	FR	Yds		
Sep 12	Ari	S	1	0	1	0.0	0.0	0	0	0	0	0	0	0	0	0	0	0	0
Sep 19	@ Sea	S	1	1	0	0.0	0.0	0	1	0	0	0	0	0	0	0	0	0	0
Sep 26	Ind	p	1	1	0	0.0	0.0	0	0	0	0	0	0	0	0	0	0	0	0
Oct 3	@ NYJ																		
Oct 10	@ Jax																		
Oct 18	Buf																		
Oct 24	KC	p	0	0	0	0.0	0.0	0	0	0	0	0	0	0	0	0	0	0	0
2021 Totals		4 / 2	3	2	1	0.0	0.0	0	1	0	0	0	0	0	0	0	0	0	0

Placed on Injured Reserve List on Oct. 1, 2021.

CARAUN REID (DT)

Date	Opp	GP / GS	TACKLES ...							INTERCEPTIONS ...					FUMBLES ...			SpT		
			Tot	Solo	Asst	Sk	Yds	QBP	TFL	No	Yds	Lg	TD	PD	FF	FR	Yds			
Sep 12	Ari																			
Sep 19	@ Sea																			
Sep 26	Ind																			
Oct 3	@ NYJ																			
Oct 10	@ Jax	p	0	0	0	0.0	0.0	0	0	0	0	0	0	0	0	0	0	0	0	0
Oct 18	Buf	PS	0	0	0	0.0	0.0	0	0	0	0	0	0	0	0	0	0	0	0	0
Oct 24	KC	PS	0	0	0	0.0	0.0	0	0	0	0	0	0	0	0	0	0	0	0	0
2021 Totals		1 / 0	0	0	0	0.0	0.0	0	0	0	0	0	0	0	0	0	0	0	0	

Signed by the Titans on Oct. 5, 2021.

MONTY RICE (LB)

Date	Opp	GP / GS	TACKLES ...							INTERCEPTIONS ...					FUMBLES ...			SpT		
			Tot	Solo	Asst	Sk	Yds	QBP	TFL	No	Yds	Lg	TD	PD	FF	FR	Yds			
Sep 12	Ari	p	2	1	1	0.0	0.0	0	0	0	0	0	0	0	0	0	0	0	0	0
Sep 19	@ Sea	p	0	0	0	0.0	0.0	0	0	0	0	0	0	0	0	0	0	0	0	0
Sep 26	Ind	p	0	0	0	0.0	0.0	0	0	0	0	0	0	0	0	0	0	0	0	0
Oct 3	@ NYJ	p	0	0	0	0.0	0.0	0	0	0	0	0	0	0	0	0	0	0	0	1
Oct 10	@ Jax	p	0	0	0	0.0	0.0	0	0	0	0	0	0	0	0	0	0	0	0	0
Oct 18	Buf	IA	0	0	0	0.0	0.0	0	0	0	0	0	0	0	0	0	0	0	0	0
Oct 24	KC	IA	0	0	0	0.0	0.0	0	0	0	0	0	0	0	0	0	0	0	0	0
2021 Totals		5 / 0	2	1	1	0.0	0.0	0	0	0	0	0	0	0	0	0	0	0	0	1

DERICK ROBERSON (OLB)

Date	Opp	GP / GS	TACKLES ...							INTERCEPTIONS ...					FUMBLES ...			SpT		
			Tot	Solo	Asst	Sk	Yds	QBP	TFL	No	Yds	Lg	TD	PD	FF	FR	Yds			
Sep 12	Ari	p	3	2	1	0.0	0.0	0	0	0	0	0	0	0	0	0	0	0	0	0
Sep 19	@ Sea	IA	0	0	0	0.0	0.0	0	0	0	0	0	0	0	0	0	0	0	0	0
Sep 26	Ind	IA	0	0	0	0.0	0.0	0	0	0	0	0	0	0	0	0	0	0	0	0
Oct 3	@ NYJ																			
Oct 10	@ Jax																			
Oct 18	Buf																			
Oct 24	KC																			
2021 Totals		1 / 0	3	2	1	0.0	0.0	0	0	0	0	0	0	0	0	0	0	0	0	0

Placed on Injured Reserved on Sept. 28, 2021.

ANTHONY RUSH (DT)

Date	Opp	GP / GS	TACKLES ...							INTERCEPTIONS ...					FUMBLES ...			SpT		
			Tot	Solo	Asst	Sk	Yds	QBP	TFL	No	Yds	Lg	TD	PD	FF	FR	Yds			
Sep 12	Ari	p	0	0	0	0.0	0.0	0	0	0	0	0	0	0	0	0	0	0	0	0
Sep 19	@ Sea	p	0	0	0	0.0	0.0	0	0	0	0	0	0	0	0	0	0	0	0	0
Sep 26	Ind																			
Oct 3	@ NYJ																			
Oct 10	@ Jax																			
Oct 18	Buf																			
Oct 24	KC																			
2021 Totals		2 / 0	0	0	0	0.0	0.0	0	0	0	0	0	0	0	0	0	0	0	0	0

Waived by the Titans on Sept. 21, 2021.

JEFFERY SIMMONS (DT)

Date	Opp	GP / GS	TACKLES ...							INTERCEPTIONS ...					FUMBLES ...			SpT		
			Tot	Solo	Asst	Sk	Yds	QBP	TFL	No	Yds	Lg	TD	PD	FF	FR	Yds			
Sep 12	Ari	S	5	5	0	1.0	7.0	1	1	0	0	0	0	0	0	0	0	0	0	0
Sep 19	@ Sea	S	1	0	1	0.5	3.5	2	0	0	0	0	0	0	0	0	0	0	0	0
Sep 26	Ind	S	3	2	1	0.0	0.0	4	0	0	0	0	0	1	0	0	0	0	0	0
Oct 3	@ NYJ	S	4	4	0	0.0	0.0	7	1	0	0	0	0	0	0	0	0	0	0	0
Oct 10	@ Jax	S	3	3	0	0.0	0.0	4	1	0	0	0	0	1	0	0	0	0	0	0
Oct 18	Buf	S	5	3	2	1.0	7.0	6	1	0	0	0	0	0	0	0	0	0	0	0
Oct 24	KC	S	2	1	1	0.0	0.0	0	0	0	0	0	0	0	0	0	0	0	0	0
2021 Totals		7 / 7	23	18	5	2.5	17.5	24	4	0	0	0	0	2	0	0	0	0	0	

JOHN SIMON (OLB)

Date	Opp	GP / GS	TACKLES ...							INTERCEPTIONS ...					FUMBLES ...			SpT		
			Tot	Solo	Asst	Sk	Yds	QBP	TFL	No	Yds	Lg	TD	PD	FF	FR	Yds			
Sep 12	Ari																			
Sep 19	@ Sea																			
Sep 26	Ind																			
Oct 3	@ NYJ																			
Oct 10	@ Jax	p	3	2	1	0.0	0.0	1	0	0	0	0	0	0	0	0	0	0	0	0
Oct 18	Buf	IA	0	0	0	0.0	0.0	0	0	0	0	0	0	0	0	0	0	0	0	0
Oct 24	KC	IA	0	0	0	0.0	0.0	0	0	0	0	0	0	0	0	0	0	0	0	0
2021 Totals		1 / 0	3	2	1	0.0	0.0	1	0	0	0	0	0	0	0	0	0	0	0	0

Signed by the Titans on Oct. 5, 2021

2021 TENNESSEE TITANS INDIVIDUAL GAME-BY-GAME DEFENSIVE STATISTICS

TEAIR TART (DT)

Date	Opp	GP / GS	TACKLES ...							INTERCEPTIONS ...					FUMBLES ...				SpT
			Tot	Solo	Asst	Sk	Yds	QBP	TFL	No	Yds	Lg	TD	PD	FF	FR	Yds		
Sep 12	Ari	S	2	1	1	0.0	0.0	0	0	0	0	0	0	0	0	0	0	0	0
Sep 19	@ Sea	S	2	0	2	0.0	0.0	2	0	0	0	0	0	0	0	0	0	0	0
Sep 26	Ind	S	1	0	1	0.0	0.0	0	0	0	0	0	0	0	0	0	0	0	0
Oct 3	@ NYJ	S	2	2	0	0.0	0.0	1	1	0	0	0	0	0	0	0	0	0	0
Oct 10	@ Jax	S	0	0	0	0.0	0.0	0	0	0	0	0	0	0	0	0	0	0	0
Oct 18	Buf	S	1	1	0	0.0	0.0	0	0	0	0	0	0	0	0	0	0	0	0
Oct 24	KC	S	2	2	0	0.0	0.0	0	0	0	0	0	0	0	0	0	0	0	0
2021 Totals		7 / 7	10	6	4	0.0	0.0	3	1	0	0	0	0	0	0	0	0	0	0

RASHAD WEAVER (OLB)

Date	Opp	GP / GS	TACKLES ...							INTERCEPTIONS ...					FUMBLES ...				SpT	
			Tot	Solo	Asst	Sk	Yds	QBP	TFL	No	Yds	Lg	TD	PD	FF	FR	Yds			
Sep 12	Ari	IA	0	0	0	0.0	0.0	0	0	0	0	0	0	0	0	0	0	0	0	0
Sep 19	@ Sea	p	0	0	0	0.0	0.0	0	0	0	0	0	0	0	0	0	0	0	0	0
Sep 26	Ind	p	2	0	2	0.0	0.0	0	0	0	0	0	0	0	0	0	0	0	0	0
Oct 3	@ NYJ		Placed on Injured Reserved on Sept. 28, 2021.																	
Oct 10	@ Jax																			
Oct 18	Buf																			
Oct 24	KC																			
2021 Totals		2 / 0	2	0	2	0.0	0.0	0	0	0	0	0	0	0	0	0	0	0	0	0

AVERY WILLIAMSON (LB)

Date	Opp	GP / GS	TACKLES ...							INTERCEPTIONS ...					FUMBLES ...				SpT	
			Tot	Solo	Asst	Sk	Yds	QBP	TFL	No	Yds	Lg	TD	PD	FF	FR	Yds			
Sep 12	Ari		Signed to the Titans active roster on Oct. 13, 2021.																	
Sep 19	@ Sea																			
Sep 26	Ind																			
Oct 3	@ NYJ																			
Oct 10	@ Jax																			
Oct 18	Buf	DNP																		
Oct 24	KC	p																		
2021 Totals		1 / 0	0	0	0	0.0	0.0	0	0	0	0	0	0	0	0	0	0	0	0	0

Other Tackles: A.J. Brown (2 tackles vs. Ari 9/12), Racey McMath (1 tackle @ Sea 9/19, 1 tackle vs. Ind 9/26), Nick Westbrook-Ikhine (1 tackle @ Sea 9/19), David Quessenberry (2 tackles vs. Ind 9/26), Julio Jones (1 tackle vs. Ind 9/26), Ryan Tannehill (1 tackle vs. Ind 9/26), Johnny Townsend (1 tackle at NYJ 10/3), Khari Blasingame (1 tackle vs. Buf 10/18), Nick Westbrook-Ikhine (1 tackle vs. Buf 10/18), Geoff Swaim (1 tackle vs. Buf 10/18), Dillon Radunz (1 tackle vs. KC 10/24)

2021 TENNESSEE TITANS GAME-BY-GAME FIELD GOALS AND SCORING BY QUARTER

		TITANS						OPPONENTS							
Date	Opp	1ST	2ND	3RD	4TH	OT	TOTAL	TITANS FIELD GOALS	1ST	2ND	3RD	4TH	OT	TOTAL	OPPONENTS FG
Sep 12	Ari	0	6	7	0	0	13	M. Badgley 46WL	10	14	14	0	0	38	M. Prater (34), 43WL
Sep 19	@ Sea	3	6	7	14	3	33	R. Bullock (33), (30), (24), 44WR, (36)	3	21	0	6	0	30	J. Myers (31)
Sep 26	Ind	7	7	0	11	0	25	R. Bullock (32)	0	10	3	3	0	16	R. Blankenship (43), (28), (24), 51WR
Oct 3	@ NYJ	3	6	0	15	0	24	R. Bullock (44), (46), (36), 49WL	0	7	3	14	3	27	M. Ammendola (27), (22)
Oct 10	@ Jax	7	17	7	6	0	37	R. Bullock (34)	6	7	0	6	0	19	M. Wright 53CR
Oct 18	Buf	0	17	7	10	0	34	R. Bullock (43), (38)	3	17	11	0	0	31	T. Bass (24), (28), (52)
Oct 24	KC	14	13	0	0	0	27	R. Bullock (34), (51)	0	0	3	0	0	3	H. Butker (42), 57WR
Oct 31	@ Ind														
Nov 7	@ LAR														
Nov 14	NO														
Nov 21	Hou														
Nov 28	@ NE														
Dec 12	Jax														
Dec 19	@ Pit														
Dec 23	SF														
Jan 2	Mia														
Jan 9	@ Hou														
2021 Totals		34	72	28	56	3	193		22	76	34	29	3	164	

2021 TENNESSEE TITANS GAME-BY-GAME SCORING

Game 1: Cardinals @ Titans, Sept. 12, 2021

Team	Qtr	Time	Play Description (Drive Plays-Yards, Time)	Cardinals	Titans
Cardinals	1	9:22	M.Prater 34 vd. Field Goal (8-45, 4:05)	3	0
Cardinals	1	8:11	D.Hopkins 5 vd. pass from K.Murray (M.Prater kick) (3-1, 0:19)	10	0
Cardinals	2	10:5	D.Hopkins 17 vd. pass from K.Murray (M.Prater kick) (9-70, 4:32)	17	0
Titans	2	6:50	R.Tannehill 1 vd. run (kick failed, wr) (11-75, 4:09)	17	6
Cardinals	2	1:44	K.Murray 2 vd. run (M.Prater kick) (12-75, 5:06)	24	6
Titans	3	12:5	A.Brown 13 vd. pass from R.Tannehill (M.Badgley kick) (2-32, 0:47)	24	13
Cardinals	3	10:4	C.Kirk 26 vd. pass from K.Murray (M.Prater kick) (6-75, 2:15)	31	13
Cardinals	3	3:06	C.Kirk 11 vd. pass from K.Murray (M.Prater kick) (4-33, 2:12)	38	13

Game 2: Titans @ Seahawks, Sept. 19, 2021

Team	Qtr	Time	Play Description (Drive Plays-Yards, Time)	Titans	Seahawks
Seahawks	1	9:25	J.Myers 31 vd. Field Goal (5-57, 1:58)	0	3
Titans	1	2:45	R.Bullock 33 vd. Field Goal (13-70, 6:40)	3	3
Titans	2	8:18	R.Bullock 30 vd. Field Goal (7-68, 4:29)	6	3
Seahawks	2	6:34	T.Lockett 63 vd. pass from R.Wilson (J.Myers kick) (3-83, 1:44)	6	10
Seahawks	2	5:20	C.Carson 2 vd. run (J.Myers kick) (2-6, 0:28)	6	17
Titans	2	1:05	R.Bullock 24 vd. Field Goal (8-63, 4:15)	9	17
Seahawks	2	0:17	C.Carson 1 vd. run (J.Myers kick) (7-75, 0:48)	9	24
Titans	3	10:3	D.Henry 9 vd. run (R.Bullock kick) (8-80, 4:23)	16	24
Seahawks	4	13:0	F.Swain 68 vd. pass from R.Wilson (kick failed, hru) (3-66, 1:54)	16	30
Titans	4	12:1	D.Henry 60 vd. run (R.Bullock kick) (2-75, 0:49)	23	30
Titans	4	0:29	D.Henry 1 vd. run (R.Bullock kick) (12-68, 3:44)	30	30
Titans	5	4:45	R.Bullock 36 vd. Field Goal (5-21, 2:34)	33	30

Game 3: Colts @ Titans, Sept. 26, 2021

Team	Qtr	Time	Play Description (Drive Plays-Yards, Time)	Colts	Titans
Titans	1	6:34	C.Roers 6 vd. pass from R.Tannehill (R.Bullock kick) (11-71, 5:34)	0	7
Colts	2	10:1	N.Hines 9 vd. run (R.Blankenship kick) (9-53, 4:52)	7	7
Titans	2	5:56	N.Westbrook-Ikhine 18 vd. pass from R.Tannehill (R.Bullock kick) (8-75, 4:23)	7	14
Colts	2	0:00	R.Blankenship 43 vd. Field Goal (4-22, 0:49)	10	14
Colts	3	6:26	R.Blankenship 28 vd. Field Goal (17-66, 8:34)	13	14
Titans	4	12:5	J.McNichols 10 vd. pass from R.Tannehill (D.Henry run) (5-59, 2:24)	13	22
Colts	4	10:2	R.Blankenship 24 vd. Field Goal (7-70, 2:36)	16	22
Titans	4	2:58	R.Bullock 32 vd. Field Goal (14-67, 7:22)	16	25

Game 4: Titans @ Jets, Oct. 3, 2021

Team	Qtr	Time	Play Description (Drive Plays-Yards, Time)	Titans	Jets
Titans	1	7:06	R.Bullock 44 vd. Field Goal (12-31, 6:10)	3	0
Titans	2	12:5	R.Bullock 46 vd. Field Goal (11-56, 6:10)	6	0
Titans	2	10:2	R.Bullock 36 vd. Field Goal (5-14, 1:46)	9	0
Jets	2	4:49	Mi.Carter 2 vd. run (M.Ammendola kick) (11-75, 5:40)	9	7
Jets	3	0:19	M.Ammendola 27 vd. Field Goal (8-78, 3:17)	9	10
Titans	4	13:1	D.Henry 1 vd. run (R.Tannehill-M.Pruitt pass) (6-75, 2:05)	17	10
Jets	4	11:3	J.Crowder 3 vd. pass from Z.Wilson (M.Ammendola kick) (4-77, 1:44)	17	17
Jets	4	9:06	C.Davis 53 vd. pass from Z.Wilson (M.Ammendola kick) (1-53, 0:10)	17	24
Titans	4	0:16	C.Batson 2 vd. pass from R.Tannehill (R.Bullock kick) (11-74, 1:53)	24	24
Jets	5	4:31	M.Ammendola 22 vd. Field Goal (13-71, 5:29)	24	27

Game 5: Titans @ Jaguars, Oct. 10, 2021

Team	Qtr	Time	Play Description (Drive Plays-Yards, Time)	Titans	Jaguars
Titans	1	14:0	K.Byard 30 vd. fumble return (R.Bullock kick)	7	0
Jaguars	1	11:2	J.Robinson 1 vd. run (kick failed, hru) (5-75, 2:39)	7	6
Titans	2	14:5	D.Henry 1 vd. run (R.Bullock kick) (11-79, 4:50)	14	6
Jaguars	2	9:55	J.Hollister 1 vd. pass from T.Lawrence (M.Wright kick) (9-70, 5:01)	14	13
Titans	2	5:49	M.Pruitt 14 vd. pass from R.Tannehill (R.Bullock kick) (8-75, 4:06)	21	13
Titans	2	0:31	R.Bullock 34 vd. Field Goal (7-41, 1:51)	24	13
Titans	3	9:48	D.Henry 9 vd. run (R.Bullock kick) (11-75, 5:12)	31	13
Jaguars	4	13:5	T.Lawrence 4 vd. run (pass failed) (10-80, 4:46)	31	19
Titans	4	1:54	D.Henry 10 vd. run (kick failed, wr) (5-39, 2:02)	37	19

Game 6: Bills @ Titans, Oct. 18, 2021

Team	Qtr	Time	Play Description (Drive Plays-Yards, Time)	Bills	Titans
Bills	1	6:07	T.Bass 24 vd. Field Goal (13-74, 6:19)	3	0
Bills	2	11:3	T.Bass 28 vd. Field Goal (10-38, 4:27)	6	0
Titans	2	11:2	D.Henry 76 vd. run (R.Bullock kick) (1-76, 0:16)	6	7
Bills	2	7:54	S.Diqas 14 vd. pass from J.Allen (T.Bass kick) (7-72, 3:26)	13	7
Titans	2	5:04	R.Bullock 43 vd. Field Goal (7-54, 2:50)	13	10
Titans	2	4:23	R.Tannehill 4 vd. run (R.Bullock kick) (2-11, 0:31)	13	17
Bills	2	0:40	C.Beasley 29 vd. pass from J.Allen (T.Bass kick) (10-75, 3:43)	20	17
Bills	3	10:4	T.Bass 52 vd. Field Goal (9-48, 4:11)	23	17
Titans	3	4:23	D.Henry 3 vd. run (R.Bullock kick) (12-67, 6:26)	23	24
Bills	3	0:27	T.Sweeney 1 vd. pass from J.Allen (D.Knox-J.Allen pass) (9-75, 3:56)	31	24
Titans	4	9:45	R.Bullock 38 vd. Field Goal (9-45, 5:42)	31	27
Titans	4	3:05	D.Henry 13 vd. run (R.Bullock kick) (8-70, 4:56)	31	34

Game 6: Chiefs @ Titans, Oct. 24, 2021

Team	Qtr	Time	Play Description (Drive Plays-Yards, Time)	Chiefs	Titans
Titans	1	10:5	M.Pruitt 5 vd. pass from D.Henry (R.Bullock kick) (8-75, 4:10)	0	7
Titans	1	0:42	A.Brown 24 vd. pass from R.Tannehill (R.Bullock kick) (9-97, 5:34)	0	14
Titans	2	8:07	R.Bullock 34 vd. Field Goal (12-60, 6:39)	0	17
Titans	2	2:48	R.Tannehill 2 vd. run (R.Bullock kick) (8-46, 5:08)	0	24
Titans	2	0:03	R.Bullock 51 vd. Field Goal (8-18, 1:45)	0	27
Chiefs	3	11:0	H.Butker 42 vd. Field Goal (10-51, 4:00)	3	27

TITANS-CARDINALS: GAME SUMMARY



Week 1: Titans 13, Cardinals 38
Sunday, Sept. 12, 2021 • 12:00 p.m. CT • Nissan Stadium



In Week 1 of the 2021 season, the Titans hosted Arizona for the third-ever matchup between the two clubs at Nissan Stadium. Tennessee fell 38-13 to the Cardinals in the team's home opener.

Arizona built a 10-point lead in the first quarter and never relinquished the advantage. First, Cardinals K **Matt Prater** converted a 34-yard field goal for a 3-0 lead. On the ensuing Tennessee possession, QB **Ryan Tannehill** was strip-sacked by Cardinals OLB **Chandler Jones** and the ball was recovered by Cardinals DL **Corey Peters** and returned to the Titans' one-yard line. Cardinals QB **Kyler Murray** eventually tossed a five-yard touchdown pass to Cardinals WR **DeAndre Hopkins**, as Arizona went ahead, 10-0.

In the second quarter, Murray connected with Hopkins for a 17-yard touchdown as the Cardinals extended the lead, 17-0. However, the Titans responded and got on the board with an 11-play, 75-yard scoring drive. Tannehill connected with WR **A.J. Brown** and TE **Anthony Firkser** for first-down receptions, and also tossed a 39-yard pass to WR **Chester Rogers** on a flea flicker playcall to move the sticks. Ultimately, Tannehill ran the ball into the end zone for a one-yard touchdown, but the extra point attempt failed, 17-6.

Before the first half concluded, Arizona found the end zone on a 12-play scoring drive that saw Murray toss first-down passes to Cardinals WRs **Rondale Moore** and **Christian Kirk**. The drive culminated in Murray running in a two-yard touchdown as Arizona took a 24-6 lead into halftime.

Tennessee opened up the second half by capitalizing on a turnover. S **Kevin Byard** intercepted Murray and returned the ball 12 yards to give the Titans possession at the Arizona 32-yard line. Tannehill tossed a 19-yard pass to Brown, which was followed by a 13-yard touchdown to Brown, as Tennessee cut the lead, 24-13.

Arizona replied on their following possession with a six-play scoring drive that included first-down catches by Moore and Hopkins. Ultimately, Murray connected with

Kirk for a 26-yard strike and a 31-13 Arizona advantage. Later in the third quarter, Tannehill was strip sacked by Jones and the ball was recovered by Cardinals LB **Markus Golden**. Arizona capitalized on the turnover as Murray linked up with Kirk for an 11-yard touchdown to make it 38-13. The Titans were unable to mount a comeback in their home opener and fell to the Cardinals by a score of 38-13 in their first loss of 2021.

SCORING

	1	2	3	4	Final
Arizona	10	14	14	0	38
Tennessee	0	6	7	0	13

TEAM SCORING PLAY

TEAM	SCORING PLAY	TIME
Cardinals	M.Prater 34 yd. Field Goal	1:9:22
Cardinals	D.Hopkins 5 yd. pass from K.Murray (M.Prater kick)	1:8:11
Cardinals	D.Hopkins 17 yd. pass from K.Murray (M.Prater kick)	2:10:59
Titans	R.Tannehill 1 yd. run (kick failed, wl)	2:6:50
Cardinals	K.Murray 2 yd. run (M.Prater kick)	2:1:44
Titans	A.Brown 13 yd. pass from R.Tannehill (M.Badgley kick)	3:12:55
Cardinals	C.Kirk 26 yd. pass from K.Murray (M.Prater kick)	3:10:40
Cardinals	C.Kirk 11 yd. pass from K.Murray (M.Prater kick)	3:3:06

Missed FGs: M. Badgley 46WL, M. Prater 43WL

Attendance: 67,216

Time of Game: 3:12

Weather: 78°, Sunny, Wind SSW 6 mph

Referee: Jerome Boger



TEAM STATISTICS

	Cardinals	Titans
TOTAL FIRST DOWNS	22	17
THIRD DOWN EFFICIENCY	7-13-53.8%	5-14-35.7%
FOURTH DOWN EFFICIENCY	0-0-0.0%	1-3-33.3%
TOTAL NET YARDS	416	248
Plays - Avg.	67-6.2	64-3.9
NET YARDS RUSHING	136	86
Rushes - Avg.	33-4.1	22-3.9
NET YARDS PASSING	280	162
Sacks - Yards Lost	2-9	6-56
PASS ATT-COMP-INT	32-21-1	36-22-1
PUNTS - Avg.	3-48.0	3-50.3
Net Punting Average	41.3	42.3
PUNT RETURNS - Yards	2-24	0-0
KICKOFF RETURNS - Yards	1-22	1-14
INTERCEPTIONS - Yards	1--3	1-12
PENALTIES Number and Yards	8-59	7-57
FUMBLES Number and Lost	1-0	2-2
TOUCHDOWNS	5	2
EXTRA POINTS Made-Attempts	5-5	1-2
RED ZONE EFFICIENCY	4-5-80%	2-2-100%
GOAL TO GO EFFICIENCY	2-3-67%	1-1-100%
SAFETIES	0	0
GIVEAWAYS	1	3
TAKEAWAYS	3	1
TIME OF POSSESSION	33:21	26:39

CARDINALS STARTERS

OFFENSE		DEFENSE	
WR 10	D.Hopkins	DT 94	Z.Allen
LT 74	D.Humphries	NT 90	R.Lawrence
LG 67	J.Pugh	DE 99	J.Watt
C 61	R.Hudson	LB 58	J.Hicks
RG 79	J.Jones	ILB 25	Z.Collins
RT 68	K.Beachum	ILB 9	I.Simmons
TE 87	M.Williams	OLB 55	C.Jones
TE 86	D.Harris	CB 7	B.Murphy
WR 4	R.Moore	CB 20	M.Wilson
QB 1	K.Murray	S 34	J.Thompson
RB 2	C.Edmonds	S 3	B.Baker

TITANS STARTERS

OFFENSE		DEFENSE	
WR 2	J.Jones	DT 98	J.Simmons
LT 77	T.Lewan	NT 93	T.Tart
LG 76	R.Saffold	DE 91	L.Murchison
C 60	B.Jones	LB 55	J.Brown
RG 64	N.Davis	LB 54	R.Evans
RT 72	D.Quessenberry	OLB 58	H.Landry
TE 87	G.Swaim	OLB 48	B.Dupree
TE 85	M.Pruitt	CB 26	K.Fulton
WR 11	A.Brown	CB 20	J.Jenkins
QB 17	R.Tannehill	S 37	A.Hooker
RB 22	D.Henry	S 31	K.Byard

CARDINALS INDIVIDUAL STATISTICS

Rushing	Att	Yds	Avg	Lg	TD
C.Edmonds	12	63	5.3	16	0
J.Conner	16	53	3.3	8	0
K.Murray	5	20	4.0	8	1
Total	33	136	4.1	16	1

Passing	Att	Cmp	Yds	TD	Lg	IN	Rt
K.Murray	32	21	289	4	38	1	121.0
Total	32	21	289	4	38	1	121.0

Receiving	No	Yds	Avg	Lg	TD
D.Hopkins	6	83	13.8	38	2
C.Kirk	5	70	14.0	26	2
R.Moore	4	68	17.0	29	0
C.Edmonds	4	43	10.8	36	0
A.Green	2	25	12.5	21	0
Total	21	289	13.8	38	4

Interceptions	No	Yds	Avg	Lg	TD
I.Simmons	1	-3	-3.0	-3	0
Total	1	-3	-3.0	-3	0

Leading Tacklers (Press Box Totals)

I. Simmons 9-7-2; B. Baker 8-5-3; C. Jones 6-6-0

Sacks: C. Jones 5; M. Dogbe 1

FF: C. Jones 2

FR: C. Peters 1; M. Golden 1

TITANS INDIVIDUAL STATISTICS

Rushing	Att	Yds	Avg	Lg	TD
D.Henry	17	58	3.4	19	0
R.Tannehill	2	17	8.5	16	1
J.McNichols	2	9	4.5	8	0
M.Sargent	1	2	2.0	2	0
Total	22	86	3.9	19	1

Passing	Att	Cmp	Yds	TD	Lg	IN	Rt
R.Tannehill	35	21	212	1	39	1	74.9
M.Farley	1	1	6	0	6	0	91.7
Total	36	22	218	1	39	1	75.9

Receiving	No	Yds	Avg	Lg	TD
C.Rogers	4	62	15.5	39	0
A.Brown	4	49	12.3	19	1
J.Jones	3	29	9.7	10	0
J.McNichols	3	24	8.0	9	0
D.Henry	3	19	6.3	8	0
A.Firkser	3	19	6.3	11	0
N.Westbrook-Ikhine	1	10	10.0	10	0
A.Hooker	1	6	6.0	6	0
Total	22	218	9.9	39	1

Interceptions	No	Yds	Avg	Lg	TD
K.Byard	1	12	12.0	12	0
Total	1	12	12.0	12	0

Leading Tacklers (Press Box Totals)

J. Jenkins 8-8-0; R. Evans 6-6-0; A. Hooker 6-5-1; J. Brown 6-5-1

Sacks: J. Simmons 1; H. Landry 1

FF: None FR: None

TITANS-SEAHAWKS: GAME SUMMARY



Week 2: Titans 33, Seahawks 30 (OT)
Sunday, Sept. 19, 2021 • 1:25 p.m. PT • Lumen Field



In Week 2 of the 2021 season, the Titans traveled to Seattle to face the Seahawks and won in overtime by a score of 33-30. Tennessee overcame a double-digit deficit to tie the contest with under a minute to play to force an additional stanza of football. RB **Derrick Henry** rushed for 182 yards and scored three touchdowns while K **Randy Bullock**, in his Titans debut, made the game-winning field goal in overtime.

In the first quarter, both Tennessee and Seattle converted one field goal apiece to make it a 3-3 game. In the second quarter, the Titans tacked on another field goal on a seven-play scoring drive that saw QB **Ryan Tannehill** connect with WR **Julio Jones** for a 51-yard pass. Tennessee took a 6-3 lead as Bullock converted a 30-yard attempt. However, Seattle then scored on back-to-back possessions. First, Seahawks QB **Russell Wilson** connected with Seahawks WR **Tyler Lockett** for a 63-yard touchdown. On the following Titans drive, Tannehill was strip-sacked by Seahawks DE **Alton Robinson** and the ball was recovered by Seahawks DE **Kerry Hyder Jr.** at the Tennessee six-yard line. Seattle capitalized on the turnover as ultimately Seahawks RB **Chris Carson** ran in a two-yard touchdown to make it a 17-6 game.

Later in the second quarter, Tannehill orchestrated a 63-yard scoring drive with first-down receptions by Henry and Jones. The possession culminated in a 24-yard field goal by Bullock, as the Titans cut the lead 17-9. Seattle took the field with just over a minute left in the half, and promptly moved down the field for a 75-yard scoring drive as Carson scored his second touchdown of the day on a one-yard run. Seattle took a 24-9 advantage into halftime.

The Titans began the second half with possession of the ball and swiftly scored a touchdown. Tannehill connected with WR **A.J. Brown** and TE **MyCole Pruitt** for a pair of 15-yard passes, with the drive culminating in a nine-yard touchdown run by Henry, 24-16.

Seattle began the fourth quarter with a touchdown as Wilson threw a 68-yard score to Seahawks WR **Freddie Swain**. However, the extra point attempt was no good, as Seattle increased the lead 30-16. Tennessee responded with a two-play scoring drive of their own, as Henry took the handoff and raced 60 yards for his second score of the day to make it 30-23.

Later in the fourth quarter with the Titans trailing by seven points, Tennessee engineered a 12-play scoring drive. With under a minute remaining in regulation, Henry scored his third touchdown of the day, a game-tying one-yard rush to make it 30-30 and force overtime.

Tennessee punted on their first possession in overtime, pinning the Seahawks at their

own 13-yard line. After Wilson threw two incomplete passes, OLB **Ola Adeniyi** sacked Wilson for a loss of 12 to make it fourth down. Beginning the drive at the Seattle 39-yard line, Henry tallied four consecutive rushes for 21 yards. Then, on fourth down, Bullock converted a game-winning 36-yard field goal to give the Titans a 33-30 walk-off victory in Seattle.

SCORING

	1	2	3	4	OT	Final
Tennessee	3	6	7	14	3	33
Seattle	3	21	0	6	0	30

TEAM SCORING PLAY

TEAM	SCORING PLAY	TIME
Seahawks	J.Myers 31 yd. Field Goal	1-9:25
Titans	R.Bullock 33 yd. Field Goal	1-2:45
Titans	R.Bullock 30 yd. Field Goal	2-8:18
Seahawks	T.Lockett 63 yd. pass from R.Wilson (J.Myers kick)	2-6:34
Seahawks	C.Carson 2 yd. run (J.Myers kick)	2-5:20
Titans	R.Bullock 24 yd. Field Goal	2-1:05
Seahawks	C.Carson 1 yd. run (J.Myers kick)	2-0:17
Titans	D.Henry 9 yd. run (R.Bullock kick)	3-10:37
Seahawks	F.Swain 68 yd. pass from R.Wilson (kick failed, hru)	4-13:06
Titans	D.Henry 60 yd. run (R.Bullock kick)	4-12:17
Titans	D.Henry 1 yd. run (R.Bullock kick)	4-0:29
Titans	R.Bullock 36 yd. Field Goal	5-4:45

Missed FGs: R. Bullock 44WR

Attendance: 68,585

Time of Game: 3:27

Weather: 61°, Cloudy, Wind S 12 mph

Referee: John Hussey



TEAM STATISTICS

	Titans	Seahawks
TOTAL FIRST DOWNS	33	17
THIRD DOWN EFFICIENCY	6-14-42.9%	4-12-33.3%
FOURTH DOWN EFFICIENCY	0-1-0.0%	0-0-0.0%
TOTAL NET YARDS	532	397
Plays - Avg.	83-6.4	52-7.6
NET YARDS RUSHING	212	77
Rushes - Avg.	40-5.3	18-4.3
NET YARDS PASSING	320	320
Sacks - Yards Lost	3-27	3-23
PASS ATT-COMP-INT	40-27-0	31-22-0
PUNTS - Avg.	2-47.0	6-51.7
Net Punting Average	47.0	39.7
PUNT RETURNS - Yards	3-32	0-0
KICKOFF RETURNS - Yards	6-100	3-30
INTERCEPTIONS - Yards	0-0	0-0
PENALTIES Number and Yards	5-45	10-100
FUMBLES Number and Lost	1-1	0-0
TOUCHDOWNS	3	4
EXTRA POINTS Made-Attempts	3-3	3-4
RED ZONE EFFICIENCY	2-6-33%	2-3-67%
GOAL TO GO EFFICIENCY	2-3-67%	2-2-100%
SAFETIES	0	0
GIVEAWAYS	1	0
TAKEAWAYS	0	1
TIME OF POSSESSION	42:33	22:42

TITANS STARTERS

OFFENSE	DEFENSE
WR 2 J.Jones	DE 91 L.Murchison
TE 87 G.Swaim	NT 93 T.Tart
LT 70 T.Sambrailo	DT 98 J.Simmons
LG 76 R.Saffold	OLB 48 B.Dupree
C 60 B.Jones	ILB 51 D.Long
RG 64 N.Davis	ILB 54 R.Evans
RT 72 D.Quessenberry	OLB 58 H.Landry
FB 41 K.Blasingame	CB 20 J.Jenkins
WR 11 A.Brown	S 31 K.Byard
QB 17 R.Tannehill	S 30 B.McDougald
RB 22 D.Henry	CB 26 K.Fulton

SEAHAWKS STARTERS

OFFENSE	DEFENSE
WR 14 D.Metcalf	EDGE10 B.Mayowa
LT 76 D.Brown	DE 51 K.Hyder
LG 68 D.Lewis	NT 97 P.Ford
C 61 K.Fuller	DT 99 A.Woods
RG 66 G.Jackson	OLB 94 R.Green
RT 72 B.Shell	MLB 54 B.Wagner
TE 81 G.Everett	OLB 56 J.Brooks
WR 16 T.Lockett	LCB 2 D.Reed
QB 3 R.Wilson	RCB 21 T.Flowers
FB 89 W.Dissly	SS 33 J.Adams
RB 32 C.Carson	FS 6 Q.Diggs

TITANS INDIVIDUAL STATISTICS

Rushing	Att	Yds	Avg	Lg	TD
D.Henry	35	182	5.2	60	3
R.Tannehill	4	27	6.8	19	0
J.McNichols	1	3	3.0	3	0
Total	40	212	5.3	60	3

Passing	Att	Cmp	Yds	TD	Lg	IN	Rt
R.Tannehill	40	27	347	0	51	0	94.5
Total	40	27	347	0	51	0	94.5

Receiving	No	Yds	Avg	Lg	TD
J.Jones	6	128	21.3	51	0
D.Henry	6	55	9.2	15	0
A.Brown	3	43	14.3	15	0
M.Pruitt	3	43	14.3	22	0
J.McNichols	3	26	8.7	12	0
C.Rogers	2	22	11.0	12	0
G.Swaim	2	10	5.0	5	0
T.Hudson	1	14	14.0	14	0
N.Westbrook-Ikhine	1	6	6.0	6	0
Total	27	347	12.9	51	0

Interceptions	No	Yds	Avg	Lg	TD
None					

Leading Tacklers (Press Box Totals)
H.Landry 7-4-3; C. Jackson 6-5-1; J. Jenkins 6-4-2

Sacks: D. Autry 1.5; O. Adeniyi 1; J. Simmons 0.5
FF: None
FR: None

SEAHAWKS INDIVIDUAL STATISTICS

Rushing	Att	Yds	Avg	Lg	TD
C.Carson	13	31	2.4	8	2
A.Collins	1	25	25.0	25	0
R.Wilson	3	16	5.3	12	0
F.Swain	1	5	5.0	5	0
Total	18	77	4.3	25	2

Passing	Att	Cmp	Yds	TD	Lg	IN	Rt
R.Wilson	31	22	343	2	68	0	128.8
Total	31	22	343	2	68	0	128.8

Receiving	No	Yds	Avg	Lg	TD
T.Lockett	8	178	22.3	63	1
D.Metcalf	6	53	8.8	16	0
F.Swain	5	95	19.0	68	1
T.Homer	2	14	7.0	11	0
G.Everett	1	3	3.0	3	0
Total	22	343	15.6	68	2

Interceptions	No	Yds	Avg	Lg	TD
None					

Leading Tacklers (Press Box Totals)
B. Wagner 20-16-4; Q. Diggs 10-5-5; D. Reed 9-5-4

Sacks: A. Robinson 1; B. Wagner 1; A. Woods 1
FF: A. Robinson 1 **FR:** K. Hyder 1

TITANS-COLTS: GAME SUMMARY



Week 3: Titans 25, Colts 16
Sunday, Sept. 26, 2021 • 12:00 p.m. CT • Nissan Stadium



In Week 3 of the 2021 season, the Titans hosted the Colts for a divisional matchup at home. Tennessee won by a score of 25-16.

The Titans got on the board in the first quarter with an 11-play, 71-yard scoring drive. QB **Ryan Tannehill** ran for a 17-yard first down, connected with WR **Julio Jones** for a 15-yard reception on fourth down, and RB **Derrick Henry** added a 19-yard carry to move the chains. The drive culminated in Tannehill hitting WR **Chester Rogers** for a six-yard score and an early 7-0 Titans lead.

Later in the first quarter, Tannehill was intercepted by Colts LB **Darius Leonard** who returned the ball four yards to the Indianapolis 47-yard line. Indianapolis capitalized on the turnover as Colts RB **Nyheim Hines** ran in a nine-yard score, 7-7.

On the ensuing Titans possession, Jones contributed two catches for 32 yards, and Henry added three carries for 20 yards, moving the sticks and allowing Tannehill to toss an 18-yard touchdown pass to WR **Nick Westbrook-Ikhine**. The Titans pulled ahead, 14-7. Later in the second quarter, the Titans committed a second turnover as Tannehill was intercepted by Colts CB **Kenny Moore II** who returned the ball 32 yards. Indianapolis capitalized on the interception and tacked on a 43-yard field goal to make it a 14-10 game heading into halftime.

In the third quarter, Indianapolis drove into the red zone but the Titans defense held the Colts to a 28-yard field goal to make it a 14-13 game.

Leading by one point in the fourth quarter, the Titans constructed a five-play, 59-yard scoring drive that culminated in Tannehill throwing a 10-yard touchdown pass to RB **Jeremy McNichols** on third-and-goal. Head Coach **Mike Vrabel** elected to go for two to make it a two-score game, and the attempt was successful as Henry barreled into the end zone for a 22-13 advantage. On the ensuing Indianapolis possession, Colts QB **Carson Wentz** connected with Colts WR **Zach Pascal** for a 27-yard gain, and Hines for a 36-yard pass, to put Indianapolis in field goal range. Colts K **Rodrigo Blankenship** converted a 24-yard field goal to bring it back to a one-score game, 22-16.

The Titans took over and strung together a 14-play, 67-yard scoring drive that elapsed over seven minutes. Henry accounted for 27 all-purpose yards, and Westbrook-Ikhine and TE **MyCole Pruitt** contributed first-down receptions. Ultimately, K **Randy Bullock** successfully made a 32-yard field goal to make it 25-16, and Tennessee preserved the score to seal a division win at home.

SCORING

	1	2	3	4	Final
Indianapolis	0	10	3	3	16
Tennessee	7	7	0	11	25

TEAM	SCORING PLAY	TIME
Titans	C.Rogers 6 yd. pass from R.Tannehill (R.Bullock kick)	1-6:34
Colts	N.Hines 9 yd. run (R.Blankenship kick)	2-10:19
Titans	N.Westbrook-Ikhine 18 yd. pass from R.Tannehill (R.Bullock kick)	2-5:56
Colts	R.Blankenship 43 yd. Field Goal	2-0:00
Colts	R.Blankenship 28 yd. Field Goal	3-6:26
Titans	J.McNichols 10 yd. pass from R.Tannehill (D.Henry run)	4-12:56
Colts	R.Blankenship 24 yd. Field Goal	4-10:20
Titans	R.Bullock 32 yd. Field Goal	4-2:58

Missed FGs: R. Blankenship 51WR

Attendance: 67,914

Time of Game: 3:01

Weather: 72°, Sunny, Wind SW 2 mph

Referee: Bill Vinovich



TEAM STATISTICS

	Colts	Titans
TOTAL FIRST DOWNS	19	24
THIRD DOWN EFFICIENCY	3-12-25.0%	6-12-50.0%
FOURTH DOWN EFFICIENCY	2-2-100.0%	1-1-100.0%
TOTAL NET YARDS	265	368
Plays - Avg.	57-4.6	65-5.7
NET YARDS RUSHING	87	180
Rushes - Avg.	18-4.8	37-4.9
NET YARDS PASSING	178	188
Sacks - Yards Lost	2-16	1-9
PASS ATT-COMP-INT	37-19-0	27-18-2
PUNTS - Avg.	4-49.3	1-42.0
Net Punting Average	38.3	42.0
PUNT RETURNS - Yards	0-0	3-44
KICKOFF RETURNS - Yards	2-33	2-31
INTERCEPTIONS - Yards	2-36	0-0
PENALTIES Number and Yards	4-66	4-24
FUMBLES Number and Lost	1-0	1-1
TOUCHDOWNS	1	3
EXTRA POINTS Made-Attempts	1-1	3-3
RED ZONE EFFICIENCY	1-3-33%	3-5-60%
GOAL TO GO EFFICIENCY	0-2-0%	2-2-100%
SAFETIES	0	0
GIVEAWAYS	0	3
TAKEAWAYS	3	0
TIME OF POSSESSION	25:54	34:06

COLTS STARTERS

OFFENSE	DEFENSE
WR 1 P.Campbell	DE 51 K.Paye
TE 84 J.Doyle	NT 90 G.Stewart
LT 79 E.Fisher	DT 99 D.Buckner
LG 56 Q.Nelson	DE 97 A.Muhammad
C 78 R.Kelly	WLB 53 D.Leonard
RG 64 M.Glowinski	MLB 58 B.Okereke
RT 73 J.Davenport	CB 27 X.Rhodes
WR 14 Z.Pascal	CB 26 R.Ya-Sin
WR 11 M.Pittman	FS 32 J.Blackmon
QB 2 C.Wentz	SS 37 K.Willis
RB 28 J.Taylor	CB 23 K.Moore

TITANS STARTERS

OFFENSE	DEFENSE
WR 2 J.Jones	DE 96 D.Autry
TE 87 G.Swaim	NT 93 T.Tart
LT 77 T.Lewan	DT 98 J.Simmons
LG 76 R.Saffold	DB 35 C.Jackson
C 60 B.Jones	ILB 51 D.Long
RG 64 N.Davis	ILB 54 R.Evans
RT 72 D.Quessenberry	OLB 58 H.Landry
WR 11 A.Brown	CB 20 J.Jenkins
QB 17 R.Tannehill	S 31 K.Byard
RB 22 D.Henry	CB 26 K.Fulton
WR 15 N.Westbrook-Ikhine	S 29 D.Cruikshank

COLTS INDIVIDUAL STATISTICS

Rushing	Att	Yds	Avg	Lg	TD
J.Taylor	10	64	6.4	23	0
N.Hines	6	25	4.2	9	1
M.Pittman	1	5	5.0	5	0
A.Dulin	1	-7	-7.0	-7	0
Total	18	87	4.8	23	1

Passing	Att	Cmp	Yds	TD	Lg	IN	Rt
C.Wentz	37	19	194	0	36	0	66.7
Total	37	19	194	0	36	0	66.7

Receiving	No	Yds	Avg	Lg	TD
M.Pittman	6	68	11.3	18	0
N.Hines	5	54	10.8	36	0
Z.Pascal	2	31	15.5	27	0
M.Alie-Cox	2	14	7.0	11	0
P.Campbell	2	9	4.5	5	0
J.Doyle	1	10	10.0	10	0
J.Taylor	1	8	8.0	8	0
Total	19	194	10.2	36	0

Interceptions	No	Yds	Avg	Lg	TD
K.Moore	1	32	32.0	32	0
D.Leonard	1	4	4.0	4	0
Total	2	36	18.0	32	0

Leading Tacklers (Press Box Totals)

J. Blackmon 11-11-0; B. Okereke 8-6-2; K. Moore 7-7-0

Sacks: B. Okereke 1

FF: R. Ya-Sin 1

FR: R. Ya-Sin 1

TITANS INDIVIDUAL STATISTICS

Rushing	Att	Yds	Avg	Lg	TD
D.Henry	28	113	4.0	19	0
R.Tannehill	5	56	11.2	28	0
J.McNichols	2	6	3.0	5	0
A.Brown	1	3	3.0	3	0
M.Sargent	1	2	2.0	2	0
Total	37	180	4.9	28	0

Passing	Att	Cmp	Yds	TD	Lg	IN	Rt
R.Tannehill	27	18	197	3	26	2	94.2
Total	27	18	197	3	26	2	94.2

Receiving	No	Yds	Avg	Lg	TD
N.Westbrook-Ikhine	4	53	13.3	18	1
J.Jones	3	47	15.7	25	0
D.Henry	3	31	10.3	14	0
G.Swaim	3	27	9.0	26	0
C.Batson	1	13	13.0	13	0
J.McNichols	1	10	10.0	10	1
M.Pruitt	1	7	7.0	7	0
C.Rogers	1	6	6.0	6	1
T.Hudson	1	3	3.0	3	0
Total	18	197	10.9	26	3

Interceptions	No	Yds	Avg	Lg	TD
None					

Leading Tacklers (Press Box Totals)

D. Long 8-5-3; R. Evans 8-4-4; D. Cruikshank 6-4-2

Sacks: O. Adeniyi 1.5; H. Landry 0.5

FF: None FR: None

TITANS-JETS: GAME SUMMARY



Week 4: Titans 24, Jets 27 (OT)
 Sunday, Oct. 3, 2021 • 1:00 p.m. ET • MetLife Stadium



In Week 4 of the 2021 season, the Titans traveled to New York to face the Jets and lost in overtime by a score of 27-24.

Tennessee got on the board first and scored three consecutive field goals on the offense's first three possessions. K **Randy Bullock** converted a 44-yard kick, a 46-yard try, and then after CB **Kristian Fulton** intercepted Jets QB **Zach Wilson** to give the Titans the ball at the Jets' 32-yard line, Tennessee capitalized on the turnover and Bullock added a 36-yard field goal for a 9-0 Titans lead.

The Jets got on the board in the second quarter with an 11-play scoring drive that included two receptions for 43 yards by Jets WR **Corey Davis**. The drive culminated in a two-yard rushing score by Jets RB **Michael Carter** to make it a 9-7 contest.

In the third quarter, New York took the lead on a 78-yard scoring drive that included a 54-yard pass from Wilson to Jets WR **Keelan Cole**. Ultimately, Jets K **Matt Amendola** converted a 27-yard field goal to make it 10-9, Jets. However, the Titans responded on their ensuing possession and took the lead back. QB **Ryan Tannehill** orchestrated a 75-yard scoring drive that featured RB **Derrick Henry** rushing for 50 yards and one touchdown on four carries. Tennessee elected to go for two, and the attempt was successful as Tannehill connected with TE **MyCole Pruitt** in the end zone for a 17-10 Titans advantage. However, New York knotted the score on their following possession. A defensive pass interference call gave the Jets a first down at the Tennessee 34-yard line, and Wilson went on to toss a three-yard touchdown to Jets WR **Jamison Crowder** to make it a 17-17 contest. Later in the fourth quarter, the Jets took the lead as Wilson threw a 53-yard touchdown pass to Davis. New York went ahead 24-17 with under 10 minutes remaining in regulation.

The score was tied again in the fourth quarter as Tannehill engineered an 11-play scoring drive that saw first-down receptions by RB **Jeremy McNichols**, WR **Josh Reynolds** and TE **Anthony Firkser**, before Tannehill connected with WR **Cameron Batson** in the end zone for a two-yard score with 19 seconds remaining in regulation. The extra point attempt was successful, and the Titans and Jets headed to overtime tied at 24.

New York opened the overtime stanza with possession of the ball and successfully converted a 22-yard field goal to take the lead 27-24. Despite Tennessee driving into Jets territory on the team's ensuing possession, Bullock's 49-yard field goal try was unsuccessful and the Titans fell to the Jets in overtime.

SCORING

	1	2	3	4	OT	Final
Tennessee	3	6	0	15	0	24
New York Jets	0	7	3	14	3	27

TEAM	SCORING PLAY	TIME
Titans	R.Bullock 44 yd. Field Goal	1-7:06
Titans	R.Bullock 46 yd. Field Goal	2-12:53
Titans	R.Bullock 36 yd. Field Goal	2-10:29
Jets	Mi.Carter 2 yd. run (M.Ammendola kick)	2-4:49
Jets	M.Ammendola 27 yd. Field Goal	3-0:19
Titans	D.Henry 1 yd. run (R.Tannehill-M.Pruitt pass)	4-13:14
Jets	J.Crowder 3 yd. pass from Z.Wilson (M.Ammendola kick)	4-11:30
Jets	C.Davis 53 yd. pass from Z.Wilson (M.Ammendola kick)	4-9:06
Titans	C.Batson 2 yd. pass from R.Tannehill (R.Bullock kick)	4-0:16
Jets	M. Ammendola 22 yd. Field Goal	5-4:31

Missed FGs: R. Bullock 49WL

Attendance: 70,232

Time of Game: 3:48

Weather: 78°, Mostly Sunny, Wind SSW 10 mph

Referee: Adrian Hill



TEAM STATISTICS

	Titans	Jets
TOTAL FIRST DOWNS	30	16
THIRD DOWN EFFICIENCY	5-19-26.3%	6-14-42.9%
FOURTH DOWN EFFICIENCY	2-3-66.7%	0-0-0.0%
TOTAL NET YARDS	430	355
Plays - Avg.	93-4.6	60-5.9
NET YARDS RUSHING	177	66
Rushes - Avg.	37-4.8	25-2.6
NET YARDS PASSING	253	289
Sacks - Yards Lost	7-45	1-8
PASS ATT-COMP-INT	49-30-0	34-21-1
PUNTS - Avg.	5-37.6	6-46.2
Net Punting Average	31.2	38.8
PUNT RETURNS - Yards	3-44	2-32
KICKOFF RETURNS - Yards	0-0	4-81
INTERCEPTIONS - Yards	1-13	0-0
PENALTIES Number and Yards	8-98	6-65
FUMBLES Number and Lost	1-0	3-0
TOUCHDOWNS	2	3
EXTRA POINTS Made-Attempts	2-2	3-3
RED ZONE EFFICIENCY	2-5-40%	2-4-50%
GOAL TO GO EFFICIENCY	2-2-100%	2-3-67%
SAFETIES	0	0
GIVEAWAYS	0	1
TAKEAWAYS	1	0
TIME OF POSSESSION	40:42	29:03

TITANS STARTERS

OFFENSE		DEFENSE	
TE 86	A.Firkser	DL 96	D.Autry
TE 85	M.Pruitt	NT 93	T.Tart
LT 77	T.Lewan	DT 98	J.Simmons
LG 76	R.Saffold	DE 94	A.Bledsoe
C 60	B.Jones	ILB 51	D.Long
RG 64	N.Davis	ILB 54	R.Evans
RT 72	D.Quessenberry	OLB 58	H.Landry
TE 87	G.Swaim	CB 20	J.Jenkins
WR 15	N.Westbrook-Ikhine	CB 26	K.Fulton
QB 17	R.Tannehill	S 29	D.Cruikshank
RB 22	D.Henry	S 31	K.Byard

JETS STARTERS

OFFENSE		DEFENSE	
WR 84	C.Davis	DL 91	J.Franklin-Myers
TE 86	R.Griffin	DL 95	Q.Williams
LT 76	G.Fant	DL 94	F.Fatukasi
LG 75	A.Vera-Tucker	DL 47	B.Huff
C 60	C.McGovern	LB 57	C.Mosley
RG 62	G.Van Roten	LB 56	Qu.Williams
RT 78	M.Moses	LB 44	J.Sherwood
WR 88	K.Cole	CB 37	B.Hall
TE 85	T.Wesco	CB 26	B.Echols
QB 2	Z.Wilson	S 33	A.Colbert
RB 32	Mi.Carter	S 39	J.Wilson

TITANS INDIVIDUAL STATISTICS

Rushing	Att	Yds	Avg	Lg	TD
D.Henry	33	157	4.8	22	1
J.McNichols	1	11	11.0	11	0
R.Tannehill	3	9	3.0	7	0
Total	37	177	4.8	22	1

Passing	Att	Cmp	Yds	TD	Lg	IN	Rt
R.Tannehill	49	30	298	1	27	0	85.2
Total	49	30	298	1	27	0	85.2

Receiving	No	Yds	Avg	Lg	TD
J.McNichols	8	74	9.3	27	0
J.Reynolds	6	59	9.8	12	0
C.Rogers	5	63	12.6	20	0
N.Westbrook-Ikhine	3	29	9.7	18	0
A.Firkser	3	23	7.7	10	0
D.Henry	2	20	10.0	16	0
T.Hudson	1	14	14.0	14	0
M.Pruitt	1	14	14.0	14	0
C.Batson	1	2	2.0	2	1
Total	30	298	9.9	27	1

Interceptions	No	Yds	Avg	Lg	TD
K. Fulton	1	13	13.0	13	0
Total	1	13	13.0	13	0

Leading Tacklers (Press Box Totals)
 H.Landry 7-5-2; R. Evans 6-6-0; K. Byard 6-3-3

Sacks: H. Landry 1
FF: J. Jenkins 1
FR: None

JETS INDIVIDUAL STATISTICS

Rushing	Att	Yds	Avg	Lg	TD
Mi.Carter	13	38	2.9	13	1
B.Berrios	2	15	7.5	9	0
T.Coleman	4	14	3.5	8	0
T.Johnson	3	1	0.3	2	0
Z.Wilson	3	-2	-0.7	2	0
Total	25	66	2.6	13	1

Passing	Att	Cmp	Yds	TD	Lg	IN	Rt
Z.Wilson	34	21	297	2	54	1	97.3
Total	34	21	297	2	54	1	97.3

Receiving	No	Yds	Avg	Lg	TD
J.Crowder	7	61	8.7	29	1
C.Davis	4	111	27.8	53	1
K.Cole	3	92	30.7	54	0
T.Coleman	2	17	8.5	9	0
T.Johnson	2	12	6.0	6	0
R.Griffin	1	8	8.0	8	0
B.Berrios	1	0	0.0	0	0
Mi.Carter	1	-4	-4.0	-4	0
Total	21	297	14.1	54	2

Interceptions	No	Yds	Avg	Lg	TD
None					

Leading Tacklers (Press Box Totals)
 C. Mosley 13-10-3; Qu. Williams 12-10-2; J. Guidry 10-9-1

Sacks: Q. Williams 2; B. Huff 1.5; J. Franklin-Myers 1; C. Mosley 1; Qu. Williams 1; B. Hall 0.5
FF: None **FR:** None

TITANS-JAGUARS: GAME SUMMARY



Week 5: Titans 37, Jaguars 19
 Sunday, Oct. 10, 2021 • 1:00 p.m. ET • TIAA Bank Field



In Week 5 of the 2021 season, the Titans traveled to Jacksonville to face the Jaguars and won by a score of 37-19.

On Jacksonville's opening possession, Jaguars TE **Dan Arnold** caught a pass from Jaguars QB **Trevor Lawrence**, but CB **Elijah Molden** forced a fumble that was recovered by S **Kevin Byard**. Byard returned the ball for a 30-yard touchdown and an early 7-0 Titans lead. The Jacksonville offense took the field and replied with a touchdown of their own, as Jaguars RB **James Robinson** broke free for a 58-yard gain to flip field position. Ultimately, Robinson ran in a one-yard touchdown, but the extra point attempt was unsuccessful, 7-6.

Tennessee increased the lead in the second quarter, as an 11-play, 79-yard scoring drive was capped off with a one-yard touchdown plunge by RB **Derrick Henry** for a 14-6 Titans lead. However, Jacksonville responded on their ensuing possession with a 70-yard scoring drive that included a 25-yard reception by Jaguars WR **Marvin Jones Jr.** and a 22-yard catch by Jaguars WR **Tavon Austin**. The drive concluded with Lawrence scoring a one-yard touchdown pass to Jaguars TE **Jacob Hollister** to make it 14-13. The Titans came right back on their next possession with another score. WR **Marcus Johnson** caught a 22-yard pass, WR **Cameron Batson** took a direct snap for 11 yards and a first down, and then Tannehill connected with TE **MyCole Pruitt** for a 14-yard touchdown to make it a 21-13 Titans lead.

Later in the second quarter, K **Randy Bullock** tacked on a 34-yard field goal as Tennessee took a 24-13 advantage into halftime.

Tennessee began the second half with another score by Henry, who accounted for seven carries for 42 yards and one touchdown on the drive to make it a 31-13 game.

In the fourth quarter, Jacksonville cut Tennessee's lead as Lawrence led the Jaguars on a 10-play, 80-yard drive that included two first-down rushes by Robinson. Lawrence eventually ran in a four-yard touchdown, but the two-point conversion attempt failed, 31-19. On Jacksonville's next offensive series, facing a first down at the Tennessee five-yard line, the Titans defense produced a goal line stand. Lawrence threw two incomplete passes and rushed for a gain of four to produce a fourth down at the one-yard line. Jaguars RB **Carlos Hyde** took the handoff, but DT **Teair Tart** provided penetration and forced Hyde back where he was tackled by DB **Chris Jackson** for a loss of three.

Later in the fourth quarter, the Titans took over on downs at the Jacksonville 39-yard line. Henry rushed four consecutive times for 29 yards, before running in his third touchdown of the day on a 10-yard score. The extra point attempt failed, but Tennessee sealed a 37-19 divisional road win.

SCORING

	1	2	3	4	Final
Tennessee	7	17	7	6	37
Jacksonville	6	7	0	6	19

TEAM SCORING PLAY

TEAM	SCORING PLAY	TIME
Titans	K.Byard 30 yd. fumble return (R.Bullock kick)	1-14:00
Jaguars	J.Robinson 1 yd. run (kick failed, hru)	1-11:21
Titans	D.Henry 1 yd. run (R.Bullock kick)	2-14:56
Jaguars	J.Hollister 1 yd. pass from T.Lawrence (M.Wright kick)	2-9:55
Titans	M.Pruitt 14 yd. pass from R.Tannehill (R.Bullock kick)	2-5:49
Titans	R.Bullock 34 yd. Field Goal	2-0:31
Titans	D.Henry 9 yd. run (R.Bullock kick)	3-9:48
Jaguars	T.Lawrence 4 yd. run (pass failed)	4-13:50
Titans	D.Henry 10 yd. run (kick failed, wr)	4-1:54

Missed FGs: M. Wright 53CR

Attendance: 58,282

Time of Game: 3:07

Weather: 78°, Partly Cloudy, Wind NE 13 mph

Referee: Alex Kemp



TEAM STATISTICS

	Titans	Jaguars
TOTAL FIRST DOWNS	23	24
THIRD DOWN EFFICIENCY	5-11-45.5%	3-10-30.0%
FOURTH DOWN EFFICIENCY	1-1-100.0%	1-3-33.3%
TOTAL NET YARDS	368	454
Plays - Avg.	61-6.0	66-6.9
NET YARDS RUSHING	184	198
Rushes - Avg.	36-5.1	31-6.4
NET YARDS PASSING	184	256
Sacks - Yards Lost	3-13	2-17
PASS ATT-COMP-INT	22-14-0	33-23-1
PUNTS - Avg	4-42.5	2-40.0
Net Punting Average	37.5	40.0
PUNT RETURNS - Yards	0-0	0-0
KICKOFF RETURNS - Yards	0-0	4-85
INTERCEPTIONS - Yards	1-0	0-0
PENALTIES Number and Yards	7-44	4-33
FUMBLES Number and Lost	0-0	1-1
TOUCHDOWNS	5	3
EXTRA POINTS Made-Attempts	4-5	1-3
RED ZONE EFFICIENCY	4-5-80%	3-5-60%
GOAL TO GO EFFICIENCY	3-3-100%	3-5-60%
SAFETIES	0	0
GIVEAWAYS	0	2
TAKEAWAYS	2	0
TIME OF POSSESSION	31:30	28:30

TITANS STARTERS

OFFENSE		DEFENSE	
WR 11	A.Brown	DL 96	D.Autry
LT 77	T.Lewan	NT 93	T.Tart
LG 76	R.Saffold	DT 98	J.Simmons
C 60	B.Jones	DE 94	A. Bledsoe
RG 64	N.Davis	ILB 54	R.Evans
RT 72	D.Quessenberry	OLB 58	H.Landry
WR 88	M.Johnson	LB 51	D.Long
TE 87	G.Swaim	CB 20	J.Jenkins
QB 17	R.Tannehill	S 31	K.Byard
FB 41	K.Blasingame	S 29	D.Cruikshank
RB 22	D.Henry	CB 26	K.Fulton

JAGUARS STARTERS

OFFENSE		DEFENSE	
WR 10	L.Shenault	DT 90	M.Brown
LT 74	C.Robinson	NT 52	D.Hamilton
LG 68	A.Norwell	DE 96	A.Gotsis
C 65	B.Linder	OLB 41	J.Allen
RG 78	B.Bartch	MIKE 54	D.Wilson
RT 75	J.Taylor	WILL 44	M.Jack
TE 84	C.Manhertz	OLB 45	K.Chaisson
WR 11	M.Jones	CB 26	S.Griffin
TE 86	J.Hollister	FS 2	R.Jenkins
QB 16	T.Lawrence	SS 42	A.Wingard
RB 25	J.Robinson	CB 27	C.Claybrooks

TITANS INDIVIDUAL STATISTICS

Rushing	Att	Yds	Avg	Lg	TD
D.Henry	29	130	4.5	15	3
R.Tannehill	3	21	7.0	8	0
C.Batson	2	15	7.5	11	0
C.Rogers	1	9	9.0	9	0
J.McNichols	1	9	9.0	9	0
Total	36	184	5.1	15	3

Passing	Att	Cmp	Yds	TD	Lg	IN	Rt
R.Tannehill	22	14	197	1	26	0	107.6
Total	22	14	197	1	26	0	107.6

Receiving	No	Yds	Avg	Lg	TD
M.Johnson	3	52	17.3	22	0
A.Brown	3	38	12.7	22	0
A.Firkser	3	33	11.0	14	0
J.McNichols	2	26	13.0	25	0
C.Rogers	1	26	26.0	26	0
M.Pruitt	1	14	14.0	14	1
J.Reynolds	1	8	8.0	8	0
Total	14	197	14.1	26	1

Interceptions	No	Yds	Avg	Lg	TD
K.Byard	1	0	0.0	0	0
Total	1	0	0.0	0	0

Leading Tacklers (Press Box Totals)

D. Long 12-10-2; K. Byard 10-8-2; H. Landry 7-6-1; D. Cruikshank 7-6-1

Sacks: H. Landry 2

FF: E. Molden 1

FR: K. Byard 1

JAGUARS INDIVIDUAL STATISTICS

Rushing	Att	Yds	Avg	Lg	TD
J.Robinson	18	149	8.3	58	1
T.Lawrence	7	28	4.0	8	1
C.Hyde	5	13	2.6	7	0
J.Agnew	1	8	8.0	8	0
Total	31	198	6.4	58	2

Passing	Att	Cmp	Yds	TD	Lg	IN	Rt
T.Lawrence	33	23	273	1	58	1	92.1
Total	33	23	273	1	58	1	92.1

Receiving	No	Yds	Avg	Lg	TD
D.Arnold	6	64	10.7	18	0
J.Agnew	6	41	6.8	8	0
T.Austin	5	54	10.8	22	0
L.Shenault	1	58	58.0	58	0
M.Jones	1	25	25.0	25	0
D.Ogunbowale	1	19	19.0	19	0
L.Farrell	1	13	13.0	13	0
J.Hollister	1	1	1.0	1	1
J.Robinson	1	-2	-2.0	-2	0
Total	23	273	11.9	58	1

Interceptions	No	Yds	Avg	Lg	TD
None					

Leading Tacklers (Press Box Totals)

J. Allen 7-5-2; D. Hamilton 7-5-2; K. Chaisson 6-3-3

Sacks: D. Smoot 1.5; K. Chaisson 1; J. Allen 0.5

FF: None FR: None

TITANS-BILLS: GAME SUMMARY



Week 6: Titans 34, Bills 31
Monday, Oct. 18, 2021 • 7:15 p.m. CT • Nissan Stadium



In Week 6 of the 2021 season, the Titans hosted the Bills for a Monday Night Football contest and won by a score of 34-31. RB **Derrick Henry** totaled three touchdowns as the Titans offense put up 362 total yards and 146 rushing yards against a Buffalo defense that was ranked first overall (251.8 yards allowed per game) and third against the run (78.4) entering the contest.

Buffalo built a 6-0 lead with a field goal in each of the first two quarters. The matchup featured seven lead changes, and in the second quarter, Tennessee took the lead on a one-play scoring drive as Henry broke free for a 76-yard touchdown, 7-6 Titans. On the ensuing Buffalo possession, Bills QB **Josh Allen** led his team on a 72-yard scoring drive that resulted in a 14-yard touchdown pass from Allen to Bills WR **Stefon Diggs**, 13-7 Buffalo. On the Titans following possession, QB **Ryan Tannehill** connected with WR **Julio Jones** for a 43-yard pass to move the sticks before K **Randy Bullock** converted a 43-yard field goal, 13-10, Buffalo. On the Bills' first play of their next drive, Allen was intercepted by S **Kevin Byard** who returned the ball to the Buffalo 11-yard line. Henry rushed the ball seven yards before Tannehill took it into the end zone on a four-yard rushing score, and the Titans took the lead, 17-13.

Before the end of the first half, Buffalo tacked on another touchdown on a 10-play scoring drive. Diggs added two catches for 29 yards, as Allen ultimately connected with Bills WR **Cole Beasley** for a 29-yard touchdown on third-and-12. Buffalo took a 20-17 advantage into halftime.

The Bills opened up the second half with a 52-yard field goal to make it a 23-17 contest. However, Tennessee took the lead back on their next drive with a 12-play scoring possession. Henry rushed five times for 29 yards and one three-yard rushing touchdown as the Titans retook the lead, 24-23. Next, Buffalo recorded the sixth lead change of the game with a 75-yard scoring drive that culminated in a one-yard touchdown pass by Allen to Bills TE **Tommy Sweeney**, 31-24, Bills.

In the fourth quarter, with help from a 20-yard reception by WR **A.J. Brown**, the Titans moved into field goal range and Bullock converted a 38-yard kick to make it 31-27, Bills. Later in the fourth quarter, the Titans took the lead and didn't relinquish it as Henry tallied his third rushing score of the day. A 13-yard touchdown put the Titans ahead, 34-31. Despite Buffalo

driving into the red zone with under a minute to play, the Tennessee defense halted their opponent with a late-game stand and a fourth-and-one stop to deny Buffalo a first down inside the Titans five-yard line. Tennessee won at home by a final score of 34-31.

SCORING

	1	2	3	4	Final
Buffalo	3	17	11	0	31
Tennessee	0	17	7	10	34

TEAM	SCORING PLAY	TIME
Bills	T.Bass 24 yd. Field Goal	1-6:07
Bills	T.Bass 28 yd. Field Goal	2-11:36
Titans	D.Henry 76 yd. run (R.Bullock kick)	2-11:20
Bills	S.Diggs 14 yd. pass from J.Allen (T.Bass kick)	2-7:54
Titans	R.Bullock 43 yd. Field Goal	2-5:04
Titans	R.Tannehill 4 yd. run (R.Bullock kick)	2-4:23
Bills	C.Beasley 29 yd. pass from J.Allen (T.Bass kick)	2-0:40
Bills	T.Bass 52 yd. Field Goal	3-10:49
Titans	D.Henry 3 yd. run (R.Bullock kick)	3-4:23
Bills	T.Sweeney 1 yd. pass from J.Allen (D.Knox-J.Allen pass)	3-0:27
Titans	R.Bullock 38 yd. Field Goal	4-9:45
Titans	D.Henry 13 yd. run (R.Bullock kick)	4-3:05

Missed FGs: None

Attendance: 69,419

Time of Game: 3:08

Weather: 65°, Clear, Wind N 0 mph

Referee: Clete Blakeman



TEAM STATISTICS

	Bills	Titans
TOTAL FIRST DOWNS	28	16
THIRD DOWN EFFICIENCY	7-13-53.8%	4-10-40.0%
FOURTH DOWN EFFICIENCY	0-1-0.0%	1-1-100.0%
TOTAL NET YARDS	417	362
Plays - Avg.	73-5.7	51-7.1
NET YARDS RUSHING	82	146
Rushes - Avg.	23-3.6	22-6.6
NET YARDS PASSING	335	216
Sacks - Yards Lost	3-18	0-0
PASS ATT-COMP-INT	47-35-1	29-18-1
PUNTS - Avg	2-46.5	2-53.5
Net Punting Average	46.5	50.5
PUNT RETURNS - Yards	2-6	1-0
KICKOFF RETURNS - Yards	3-77	7-132
INTERCEPTIONS - Yards	1-17	1-16
PENALTIES Number and Yards	8-60	7-91
FUMBLES Number and Lost	1-0	0-0
TOUCHDOWNS	3	4
EXTRA POINTS Made-Attempts	3-3	4-4
RED ZONE EFFICIENCY	2-5-40%	3-3-100%
GOAL TO GO EFFICIENCY	1-2-50%	1-1-100%
SAFETIES	0	0
GIVEAWAYS	1	1
TAKEAWAYS	1	1
TIME OF POSSESSION	32:50	27:10

BILLS STARTERS

OFFENSE

WR 14	S.Diggs
TE 88	D.Knox
LT 73	D.Dawkins
LG 76	J.Feliciano
C 60	M.Morse
RG 75	D.Williams
RT 79	S.Brown
WR 11	C.Beasley
WR 1	E.Sanders
QB 17	J.Allen
RB 26	D.Singletary

DEFENSE

LDE 50	G.Rousseau
DT 91	E.Oliver
DT 98	S.Lotulelei
RDE 55	J.Hughes
MLB 49	T.Edmunds
LB 58	M.Milano
NCB 24	T.Johnson
CB 27	T.White
CB 39	L.Wallace
S 21	J.Poyer
S 23	M.Hyde

TITANS STARTERS

OFFENSE

WR 80	C.Rogers
TE 87	G.Swaim
WR 11	A.Brown
LT 77	T.Lewan
LG 76	R.Saffold
C 60	B.Jones
RG 64	N.Davis
RT 72	D.Quessenberry
WR 2	J.Jones
QB 17	R.Tannehill
RB 22	D.Henry

DEFENSE

DL 96	D.Autry
NT 93	T.Tart
DT 98	J.Simmons
ILB 54	R.Evans
OLB 58	H.Landry
ILB 51	D.Long
CB 20	J.Jenkins
S 31	K.Byard
CB 3	C.Farley
CB 24	E.Molden
S 37	A.Hooker

BILLS INDIVIDUAL STATISTICS

Rushing	Att	Yds	Avg	Lg	TD
D.Singletary	5	27	5.4	14	0
J.Allen	9	26	2.9	7	0
Z.Moss	8	24	3.0	7	0
I.McKenzie	1	5	5.0	5	0
Total	23	82	3.6	14	0

Passing	Att	Cmp	Yds	TD	Lg	IN	Rt
J.Allen	47	35	353	3	31	1	107.8
Total	47	35	353	3	31	1	107.8

Receiving	No	Yds	Avg	Lg	TD
S.Diggs	9	89	9.9	17	1
C.Beasley	7	88	12.6	29	1
E.Sanders	5	91	18.2	31	0
D.Singletary	5	16	3.2	6	0
D.Knox	3	25	8.3	11	0
G.Davis	2	25	12.5	20	0
Z.Moss	2	15	7.5	12	0
I.McKenzie	1	3	3.0	3	0
T.Sweeney	1	1	1.0	1	1
Total	35	353	10.1	31	3

Interceptions	No	Yds	Avg	Lg	TD
J. Poyer	1	17	17.0	17	0
Total	1	17	17.0	17	0

Leading Tacklers (Press Box Totals)

T. Edmunds 10-8-2; T. Johnson 6-4-2; J. Poyer 4-3-1

Sacks: None

FF: None

FR: None

TITANS INDIVIDUAL STATISTICS

Rushing	Att	Yds	Avg	Lg	TD
D.Henry	20	143	7.2	76	3
R.Tannehill	2	3	1.5	4	1
Total	22	146	6.6	76	4

Passing	Att	Cmp	Yds	TD	Lg	IN	Rt
R.Tannehill	29	18	216	0	48	1	70.5
Total	29	18	216	0	48	1	70.5

Receiving	No	Yds	Avg	Lg	TD
A.Brown	7	91	13.0	22	0
J.Jones	3	59	19.7	48	0
N.Westbrook-Ikhine	3	27	9.0	14	0
D.Henry	2	13	6.5	9	0
A.Firkser	1	11	11.0	11	0
G.Swaim	1	8	8.0	8	0
C.Rogers	1	7	7.0	7	0
Total	18	216	12.0	48	0

Interceptions	No	Yds	Avg	Lg	TD
K. Byard	1	16	16.0	16	0
Total	1	16	16.0	16	0

Leading Tacklers (Press Box Totals)

D. Long 14-9-5; A. Hooker 9-6-3; E. Molden 8-6-2

Sacks: H. Landry 2; J. Simmons 1

FF: A. Hooker 1

FR: None

TITANS-CHIEFS: GAME SUMMARY



Week 7: Titans 27, Chiefs 3
Sunday, Oct. 24, 2021 • 12:00 p.m. CT • Nissan Stadium



In Week 7 of the 2021 season, the Titans hosted the Chiefs and won by a score of 27-3. Tennessee's defense limited Kansas City to 334 total yards, including just 67 yards in the first half, and tallied four sacks and three takeaways in the victory. Offensively, the Titans converted eight-of-12 third down chances (66.7 percent) and possessed the ball for 36 minutes and 21 seconds.

Tennessee put together two touchdown drives in the first quarter to take an early 14-0 lead. On the opening drive, WRs **A.J. Brown** and **Julio Jones** caught first-down passes, and RB **Derrick Henry** added 20 total yards, before Henry took the direct snap and threw a five-yard touchdown pass to TE **MyCole Pruitt**. On the ensuing Kansas City possession, OLB **Bud Dupree** sacked Chiefs QB **Patrick Mahomes** on third down to force Kansas City to punt. Beginning the possession at their own three-yard line, Tennessee constructed a 97-yard scoring drive that included a 46-yard pass from QB **Ryan Tannehill** to Brown. Ultimately, Tannehill threw a 24-yard touchdown pass to Brown for a 14-0 Titans advantage.

In the second quarter, Tennessee extended the lead to 27-0 after scoring 13 points. The Titans took six minutes and 39 seconds off the clock with their first scoring drive that resulted in a 34-yard field goal by K **Randy Bullock**. On the first play of the following Chiefs possession, Mahomes' pass was broken up by LB **David Long Jr.** and intercepted by LB **Rashaan Evans** to give Tennessee possession at the Kansas City 46-yard line. Tennessee capitalized on the turnover with an eight-play scoring drive that included an 11-yard first-down rush by Henry and a 20-yard first-down catch by Jones. The possession was capped off with a two-yard rushing touchdown by Tannehill to make it 24-0, Titans.

On the Chiefs following possession, with under two minutes remaining in the half, Mahomes scrambled up the middle for 13 yards but S **Kevin Byard** flew in and forced him to fumble the football. S **Matthias Farley** recovered the ball to give the Titans pos-

session at the Tennessee 49-yard line. Bullock then converted a 51-yard field goal to give the Titans a 27-0 advantage heading into halftime.

In the third quarter, Kansas City put up their lone score of the day on a 51-yard drive that resulted in Chiefs K **Harrison Butker** converting a 42-yard field goal. The Tennessee defense did not allow Kansas City to score another point, as the Titans sealed their third consecutive victory with a 27-3 home win over the Chiefs.

SCORING

	1	2	3	4	Final
Kansas City	0	0	3	0	3
Tennessee	14	13	0	0	27

TEAM	SCORING PLAY	TIME
Titans	M.Pruitt 5 yd. pass from D.Henry (R.Bullock kick)	1-10:50
Titans	A.Brown 24 yd. pass from R.Tannehill (R.Bullock kick)	1-0:42
Titans	R.Bullock 34 yd. Field Goal	2-8:07
Titans	R.Tannehill 2 yd. run (R.Bullock kick)	2-2:48
Titans	R.Bullock 51 yd. Field Goal	2-0:03
Chiefs	H.Butker 42 yd. Field Goal	3-11:00

Missed FGs: H. Butker 57WR

Attendance: 69,484

Time of Game: 2:58

Weather: 70°, Cloudy, Wind N 12 mph

Referee: Brad Allen



TEAM STATISTICS

	Chiefs	Titans
TOTAL FIRST DOWNS	22	24
THIRD DOWN EFFICIENCY	4-11-36.4%	8-12-66.7%
FOURTH DOWN EFFICIENCY	2-3-66.7%	0-0-0.0%
TOTAL NET YARDS	334	369
Plays - Avg.	68-4.9	64-5.8
NET YARDS RUSHING	77	103
Rushes - Avg.	13-5.9	35-2.9
NET YARDS PASSING	257	266
Sacks - Yards Lost	4-31	1-9
PASS ATT-COMP-INT	51-31-1	28-22-1
PUNTS - Avg	2-46.5	2-47.0
Net Punting Average	46.5	47.0
PUNT RETURNS - Yards	0-0	0-0
KICKOFF RETURNS - Yards	0-0	1-17
INTERCEPTIONS - Yards	1-1	1-0
PENALTIES Number and Yards	9-77	6-31
FUMBLES Number and Lost	3-2	0-0
TOUCHDOWNS	0	3
EXTRA POINTS Made-Attempts	0-0	3-3
RED ZONE EFFICIENCY	0-3-0%	2-4-50%
GOAL TO GO EFFICIENCY	0-0-0%	2-2-100%
SAFETIES	0	0
GIVEAWAYS	4	1
TAKEAWAYS	1	4
TIME OF POSSESSION	23:39	36:21

CHIEFS STARTERS

OFFENSE			DEFENSE		
WR 17	M.Hardman	LB 50	W.Gay		
WR 10	T.Hill	LDT 90	J.Reed		
TE 87	T.Kelce	DT 95	C.Jones		
LT 57	O.Brown	RDT 91	D.Nnadi		
LG 62	J.Thuney	RDE 55	F.Clark		
C 52	C.Humphrey	LB 54	N. Bolton		
RG 65	T.Smith	LB 56	B.Niemann		
RT 75	M.Remmers	RCB 38	L.Sneed		
WR 19	J.Gordon	LCB 27	R.Fenton		
QB 15	P.Mahomes	S 22	J.Thornhill		
RB 31	Da.Williams	S 32	T.Mathieu		

TITANS STARTERS

OFFENSE			DEFENSE		
WR 2	J.Jones	DE 96	D.Autry		
LT 71	K.Lamm	NT 93	T.Tart		
LG 76	R.Saffold	DT 98	J.Simmons		
C 60	B.Jones	ILB 54	R.Evans		
RG 64	N.Davis	OLB 58	H.Landry		
RT 72	D.Quessenberry	ILB 51	D.Long		
TE 87	G.Swaim	CB 20	J.Jenkins		
WR 11	A.Brown	S 31	K.Byard		
QB 17	R.Tannehill	CB 24	E.Molden		
FB 41	K.Blasingame	CB 30	G.Mabin		
RB 22	D.Henry	S 29	D.Cruikshank		

CHIEFS INDIVIDUAL STATISTICS

Rushing	Att	Yds	Avg	Lg	TD
P.Mahomes	6	35	5.8	13	0
Da.Williams	5	20	4.0	11	0
T.Hill	1	18	18.0	18	0
C.Henne	1	4	4.0	4	0
Total	13	77	5.9	18	0

Passing	Att	Cmp	Yds	TD	Lg	IN	Rt
P.Mahomes	35	20	206	0	25	1	62.3
C.Henne	16	11	82	0	17	0	80.7
Total	51	31	288	0	25	1	68.1

Receiving	No	Yds	Avg	Lg	TD
T.Kelce	7	65	9.3	24	0
T.Hill	6	49	8.2	17	0
B.Pringle	5	73	14.6	25	0
M.Hardman	4	28	7.0	9	0
Da.Williams	3	30	10.0	14	0
J.McKinnon	2	17	8.5	9	0
M.Kemp	1	8	8.0	8	0
D.Robinson	1	7	7.0	7	0
D.Gore	1	7	7.0	7	0
N.Gray	1	4	4.0	4	0
Total	31	288	9.3	25	0

Interceptions	No	Yds	Avg	Lg	TD
W. Gay	1	1	1.0	1	0
Total	1	1	1.0	1	0

Leading Tacklers (Press Box Totals)

N. Bolton 15-9-6; J. Thornhill 9-7-2; L. Sneed 7-5-2
Sacks: B. Niemann 1
FF: None
FR: None

TITANS INDIVIDUAL STATISTICS

Rushing	Att	Yds	Avg	Lg	TD
D.Henry	29	86	3.0	11	0
D.Evans	2	7	3.5	5	0
R.Tannehill	2	6	3.0	4	1
M.Johnson	1	5	5.0	5	0
L.Woodside	1	-1	-1.0	-1	0
Total	35	103	2.9	11	1

Passing	Att	Cmp	Yds	TD	Lg	IN	Rt
R.Tannehill	27	21	270	1	46	1	105.2
D.Henry	1	1	5	1	5	0	127.1
Total	28	22	275	2	46	1	116.5

Receiving	No	Yds	Avg	Lg	TD
A.Brown	8	133	16.6	46	1
J.Reynolds	3	23	7.7	11	0
J.Jones	2	38	19.0	20	0
M.Pruitt	2	27	13.5	22	1
D.Henry	2	16	8.0	13	0
D.Evans	2	11	5.5	6	0
J.McNichols	1	10	10.0	10	0
A.Firkser	1	9	9.0	9	0
G.Swaim	1	8	8.0	8	0
Total	22	275	12.5	46	2

Interceptions	No	Yds	Avg	Lg	TD
R. Evans	1	0	0.0	0	0
Total	1	0	0.0	0	0

Leading Tacklers (Press Box Totals)

D. Cruikshank 8-7-1; D. Long 8-6-2; E. Molden 8-6-2
Sacks: D. Autry 2; B. Dupree 1; H. Landry 1
FF: K. Byard 1; M. Farley 1; B. Dupree 1
FR: R. Evans 1; M. Farley 1



TENNESSEE
TITANS

MISCELLANEOUS STATISTICS

TENNESSEE TITANS RECORD WHEN ...

	2021		2020		2019		2018		2017		2016		2015		2014		2013		2012		10-YR. TOTAL		
	W	L	W	L	W	L	W	L	W	L	W	L	W	L	W	L	W	L	W	L	W	L	Pct.
Overall Record	5	2	11	5	9	7	9	7	9	7	9	7	3	13	2	14	7	9	6	10	70	81	0.464
Home	3	1	5	3	4	4	6	2	6	2	5	3	1	7	1	7	3	5	4	4	38	38	0.500
Away	2	1	6	2	5	3	3	5	3	5	4	4	2	6	1	7	4	4	2	6	32	43	0.427
By Month																							
September	2	1	3	0	2	2	3	1	2	1	1	2	1	2	1	3	3	1	1	3	19	16	0.543
October	3	1	2	1	2	2	0	3	2	2	3	2	0	3	1	3	0	3	2	2	15	22	0.405
November	0	0	3	2	2	1	2	2	3	1	2	2	1	4	0	4	2	2	1	2	16	20	0.444
December	0	0	2	2	3	2	4	1	2	3	2	1	1	3	0	4	2	3	2	3	18	22	0.450
January	0	0	1	0	0	0	0	0	0	0	1	0	0	1	0	0	0	0	0	0	2	1	0.667
vs. AFC	4	1	8	4	7	5	5	7	8	4	6	6	1	11	2	10	6	6	5	7	52	61	0.460
South	2	0	5	1	3	3	3	3	5	1	2	4	1	5	1	5	2	4	1	5	25	31	0.446
East	1	1	1	0	0	1	2	2	0	1	1	0	0	4	0	1	1	0	3	1	9	11	0.450
West	1	0	1	0	3	1	0	1	0	1	2	2	0	1	1	0	2	2	0	1	10	9	0.526
North	0	0	1	3	1	0	0	1	3	1	1	0	0	1	0	4	1	0	1	0	8	10	0.444
vs. NFC	1	1	3	1	2	2	4	0	1	3	3	1	2	2	0	4	1	3	1	3	18	20	0.474
South	0	0	0	0	2	2	0	0	0	0	0	0	2	2	0	0	0	0	0	0	4	4	0.500
East	0	0	0	0	0	0	4	0	0	0	0	0	0	0	0	4	0	0	0	0	4	4	0.500
North	0	0	3	1	0	0	0	0	0	0	3	1	0	0	0	0	0	0	1	3	7	5	0.583
West	1	1	0	0	0	0	0	0	1	3	0	0	0	0	0	0	1	3	0	0	3	7	0.300
Playing Conditions																							
On grass	4	1	8	4	6	7	7	4	8	6	8	5	2	9	2	11	6	7	5	8	56	62	0.475
On synthetic grass	1	1	3	1	3	0	2	3	1	1	1	2	1	4	0	3	1	2	1	2	14	19	0.424
Outdoors	5	2	9	5	7	7	9	5	9	6	8	5	2	11	2	14	6	7	6	7	63	69	0.477
Indoors	0	0	2	0	2	0	0	2	0	1	1	2	1	2	0	0	1	2	0	3	7	12	0.368
Day	4	2	9	3	9	6	7	5	8	6	8	7	3	12	2	12	7	8	4	10	61	71	0.462
Night	1	0	2	2	0	1	2	2	1	1	1	0	0	1	0	2	0	1	2	0	9	10	0.474
Temp. 85 or higher	0	0	0	0	0	1	1	1	1	1	1	1	0	0	0	0	0	0	0	1	3	5	0.375
Temp. 32 or lower	0	0	0	1	0	0	0	0	1	0	1	0	0	0	0	1	0	1	0	1	2	4	0.333
In white jerseys	2	1	7	1	4	5	5	4	2	4	3	6	1	6	2	13	5	3	2	6	33	49	0.402
In navy jerseys	1	1	3	2	3	1	3	2	6	1	4	1	2	6	0	1	0	2	-	-	22	17	0.564
In light blue jerseys	2	0	1	2	2	1	1	1	1	2	2	0	0	1	0	0	2	4	4	4	15	15	0.500
Following a win	3	1	6	4	4	4	6	3	5	3	3	5	0	3	0	2	2	4	1	4	30	33	0.476
Following a loss	2	0	4	1	4	3	3	3	4	3	6	1	2	10	1	12	4	5	5	5	35	43	0.449
Win coin toss	2	1	2	3	6	3	4	0	4	4	6	5	2	5	2	10	4	3	3	7	35	41	0.461
Lose coin toss	3	1	9	2	3	4	5	7	5	3	3	2	1	8	0	4	3	6	3	3	35	40	0.467
Titans score on 1st drive	1	1	7	1	3	0	5	3	5	1	3	2	1	3	0	2	4	4	3	5	32	22	0.593
Opp. scores on 1st drive	1	1	1	4	6	2	3	4	3	4	2	6	1	6	1	6	3	4	5	4	26	41	0.388
Titans score first	3	1	10	1	3	1	6	3	7	1	6	3	2	5	0	5	3	4	4	4	44	28	0.611
Opponent scores first	2	1	1	4	6	6	3	4	2	6	3	4	1	8	2	9	4	5	2	6	26	53	0.329
Lead after 1 quarter	3	1	7	1	2	1	7	2	5	0	6	1	2	2	0	5	2	4	2	0	36	17	0.679
Tied after 1 quarter	1	0	2	0	5	3	0	0	3	2	1	0	0	3	1	1	1	1	2	2	16	12	0.571
Trail after 1 quarter	1	1	2	4	2	3	2	5	1	5	2	6	1	8	1	8	4	4	2	8	18	52	0.257
Lead at half	3	1	8	1	5	1	4	0	6	1	7	1	2	2	2	5	2	4	6	2	45	18	0.714
Tied at half	0	0	1	0	3	0	2	0	1	1	0	0	0	1	0	1	2	1	0	0	9	4	0.692
Trail at half	2	1	2	4	1	6	3	7	2	5	2	6	1	10	0	8	3	4	0	8	16	59	0.213

	2021		2020		2019		2018		2017		2016		2015		2014		2013		2012		10-YR. TOTAL		
	W	L	W	L	W	L	W	L	W	L	W	L	W	L	W	L	W	L	W	L	W	L	Pct.
Lead after 3 quarters	3	0	8	0	5	1	6	0	6	1	7	0	2	3	2	3	4	0	5	1	48	9	0.842
Tied after 3 quarters	0	0	1	0	2	1	0	0	1	2	0	0	0	0	0	0	1	1	0	0	5	4	0.556
Trail after 3 quarters	2	2	2	5	2	5	3	7	2	4	2	7	1	10	0	11	2	8	1	9	17	68	0.200
Outcome 7 points or less	2	1	7	2	3	3	4	3	6	4	6	3	2	6	1	4	6	5	4	3	41	34	0.547
Outcome 3 points or less	2	1	4	1	2	2	3	2	2	1	4	0	1	4	1	3	1	3	3	0	23	17	0.575
In Overtime	1	1	2	0	0	0	1	0	1	0	0	0	1	0	0	0	0	2	1	1	7	4	0.636
Score 20 or more points	5	1	10	3	9	3	7	1	7	2	6	3	3	3	1	4	5	5	5	2	58	27	0.682
Allow 20 or fewer points	3	0	4	0	6	4	7	2	7	2	5	1	1	4	2	2	6	1	3	1	44	17	0.721
Outgain opponent	3	1	7	1	4	4	6	1	5	1	5	3	3	4	1	3	5	4	3	4	42	26	0.618
Even yardage	0	0	0	0	0	0	0	0	0	0	0	0	0	0	0	0	1	0	0	0	1	0	0.000
Out-rush opponent	4	1	9	2	8	3	5	1	8	1	8	4	3	4	1	2	6	2	4	2	56	22	0.718
Out-pass opponent	2	0	4	1	2	3	3	2	2	3	2	3	2	5	1	6	3	5	1	4	22	32	0.407
+ Turnover Margin	2	1	7	1	5	3	4	1	4	0	5	2	2	1	2	1	5	1	4	1	40	12	0.769
Even turnover margin	1	0	3	1	3	0	5	0	4	3	2	1	0	5	0	3	2	1	1	3	21	17	0.553
- Turnover margin	2	1	1	3	1	4	0	6	1	4	2	4	1	7	0	10	0	7	1	6	9	52	0.148
Titans 300+ yards	5	1	10	2	7	4	6	3	5	4	7	6	3	3	1	9	6	5	3	6	53	43	0.552
Titans -300 yards	0	1	1	3	2	3	3	4	4	3	2	1	0	10	1	5	1	4	3	4	17	38	0.309
Titans 30+ rushes	4	1	10	1	5	0	6	1	6	0	5	1	2	1	1	1	5	2	3	0	47	8	0.855
Titans -30 rushes	1	1	1	4	4	7	3	6	3	7	4	6	1	12	1	13	2	7	3	10	23	73	0.240
Time of poss. 30:00 +	4	1	7	0	1	2	6	2	6	1	7	4	3	6	1	4	6	4	2	2	43	26	0.623
Time of poss. - 30:00	1	1	4	5	8	5	3	5	3	6	2	3	0	7	1	10	1	5	4	8	27	55	0.329
Have 100-yard rusher	4	1	8	2	6	0	2	0	3	0	3	2	1	0	0	0	2	0	3	2	32	7	0.821
(D. Henry)	4	1	8	2	6	0	2	0	2	0	0	0	-	-	-	-	-	-	-	-	22	3	0.880
(C. Johnson)	-	-	-	-	-	-	-	-	-	-	-	-	-	-	-	-	2	0	3	2	5	2	0.714
(M. Mariota)	-	-	-	-	0	0	0	0	0	0	0	0	1	0	-	-	-	-	-	-	1	0	1.000
(D. Murray)	-	-	-	-	-	-	-	-	1	0	3	2	-	-	-	-	-	-	-	-	4	2	0.667
Have 100-yard receiver	2	0	8	3	4	1	3	1	0	1	4	1	2	2	0	4	4	2	1	1	28	16	0.636
(K. Britt)	-	-	-	-	-	-	-	-	-	-	-	-	-	-	-	-	0	0	0	1	0	1	0.000
(A. Brown)	1	0	3	1	4	1	-	-	-	-	-	-	-	-	-	-	-	-	-	-	8	2	0.800
(C. Davis)	-	-	3	2	0	0	2	0	0	0	-	-	-	-	-	-	-	-	-	-	5	2	0.714
(A. Firkser)	0	0	1	0	0	0	0	0	-	-	-	-	-	-	-	-	-	-	-	-	1	0	1.000
(D. Green-Beckham)	-	-	-	-	-	-	-	-	-	-	-	-	1	1	-	-	-	-	-	-	1	1	0.500
(J. Hunter)	-	-	-	-	-	-	-	-	-	-	-	-	0	0	0	0	1	1	-	-	1	1	0.500
(J. Jones)	1	0	-	-	-	-	-	-	-	-	-	-	-	-	-	-	-	-	-	-	1	0	1.000
(R. Matthews)	-	-	-	-	-	-	0	0	0	1	2	1	-	-	-	-	-	-	-	-	2	2	0.500
(K. Raymond)	-	-	1	0	0	0	-	-	-	-	-	-	-	-	-	-	-	-	-	-	1	0	1.000
(T. Sharpe)	-	-	-	-	0	0	0	1	0	0	0	0	-	-	-	-	-	-	-	-	0	1	0.000
(T. Taylor)	-	-	-	-	-	-	1	0	0	0	-	-	-	-	-	-	-	-	-	-	1	0	1.000
(D. Walker)	-	-	-	-	0	0	0	0	0	0	1	0	0	1	0	2	0	0	-	-	1	3	0.250
(N. Washington)	-	-	-	-	-	-	-	-	-	-	-	-	-	-	0	1	3	0	1	0	4	1	0.800
(K. Wright)	-	-	-	-	-	-	-	-	-	-	1	0	1	0	0	1	1	1	0	0	3	2	0.600
Have 300-yard passer	1	0	2	1	2	2	1	1	1	1	0	1	1	1	0	1	1	2	1	1	10	11	0.476
(R. Fitzpatrick)	-	-	-	-	-	-	-	-	-	-	-	-	-	-	-	-	1	1	-	-	1	1	0.500
(J. Locker)	-	-	-	-	-	-	-	-	-	-	-	-	-	-	0	0	0	1	1	1	1	2	0.333
(M. Mariota)	-	-	-	-	0	1	1	1	1	1	0	1	1	1	-	-	-	-	-	-	3	5	0.375
(R. Tannehill)	1	0	2	1	2	1	-	-	-	-	-	-	-	-	-	-	-	-	-	-	5	2	0.714
(Z. Mettenberger)	-	-	-	-	-	-	-	-	-	-	-	-	0	0	0	1	-	-	-	-	0	1	0.000
Oppon. 100-yard rusher	1	0	2	1	0	2	1	2	0	1	0	1	0	3	0	7	1	1	1	2	6	20	0.231
Oppon. 100-yard receiver	1	1	5	2	5	3	3	3	2	4	5	4	2	5	1	6	0	3	3	5	27	36	0.429
Oppon. 300-yard passer	2	0	4	2	5	0	2	1	2	2	5	2	2	1	1	3	0	1	1	1	24	13	0.649

2021 TENNESSEE TITANS SUPERLATIVES

TITANS

LONGEST RUN FROM SCRIMMAGE:	76t	by Derrick Henry vs. Buffalo, 10/18
LONGEST PASS COMPLETION:	51	by Ryan Tannehill to Julio Jones at Seattle, 9/19
LONGEST PUNT RETURN:	22	by Chester Rogers at N.Y. Jets, 10/3
LONGEST KICKOFF RETURN:	31	by Marcus Johnson vs. Buffalo, 10/18
LONGEST INTERCEPTION RETURN:	16	by Kevin Byard vs. Buffalo, 10/18
LONGEST PUNT:	63	Twice, last by Johnny Townsend vs. Buffalo, 10/18
LONGEST FIELD GOAL:	51	by Randy Bullock vs. Kansas City, 10/24
MOST RUSHING ATTEMPTS:	35	by Derrick Henry at Seattle, 9/19
MOST YARDS RUSHING:	182	by Derrick Henry at Seattle, 9/19
MOST PASSES ATTEMPTED:	49	by Ryan Tannehill at N.Y. Jets, 10/3
MOST YARDS PASSING:	347	by Ryan Tannehill at Seattle, 9/19
MOST PASSES CAUGHT:	8	Twice, last by A.J. Brown vs. Kansas City, 10/24
MOST YARDS ON RECEPTIONS:	133	by A.J. Brown vs. Kansas City, 10/24
MOST TOUCHDOWN PASSES:	3	by Ryan Tannehill vs. Indianapolis, 9/26
MOST INTERCEPTIONS THROWN:	2	by Ryan Tannehill vs. Indianapolis, 9/26
MOST RUSHING TOUCHDOWNS:	3	Three times, last by Derrick Henry vs. Buffalo, 10/18
MOST TOUCHDOWN RECEPTIONS:	1	Eight times, last by A.J. Brown vs. Kansas City, 10/24

OPPONENTS

LONGEST RUN FROM SCRIMMAGE:	58	by James Robinson at Jacksonville, 10/10
LONGEST PASS COMPLETION:	68t	by Russell Wilson to Freddie Swain at Seattle, 9/19
LONGEST PUNT RETURN:	18	by Braxton Berrios at N.Y. Jets, 10/3
LONGEST KICKOFF RETURN:	30	by Isaiah McKenzie vs. Buffalo, 10/18
LONGEST INTERCEPTION RETURN:	32	by Kenny Moore II vs. Indianapolis, 9/26
LONGEST PUNT:	66	by Michael Dickson at Seattle, 9/19
LONGEST FIELD GOAL:	52	by Tyler Bass vs. Buffalo, 10/18
MOST RUSHING ATTEMPTS:	18	by James Robinson at Jacksonville, 10/10
MOST YARDS RUSHING:	149	by James Robinson at Jacksonville, 10/10
MOST PASSES ATTEMPTED:	47	by Josh Allen vs. Buffalo, 10/18
MOST YARDS PASSING:	353	by Josh Allen vs. Buffalo, 10/18
MOST PASSES CAUGHT:	9	by Stefon Diggs vs. Buffalo, 10/18
MOST YARDS ON RECEPTIONS:	178	by Tyler Lockett at Seattle, 9/19
MOST TOUCHDOWN PASSES:	4	by Kyler Murray vs. Arizona, 9/12
MOST INTERCEPTIONS THROWN:	1	Five times, last by Patrick Mahomes vs. Kansas City, 10/24
MOST RUSHING TOUCHDOWNS:	2	by Chris Carson at Seattle, 9/19
MOST TOUCHDOWN RECEPTIONS:	2	by DeAndre Hopkins and Christian Kirk vs. Arizona, 9/12

TITANS HIGHS AND LOWS

	<u>HIGH</u>		<u>LOW</u>	
POINTS:	37	at Jacksonville, 10/10	13	vs. Arizona, 9/12
FIRST DOWNS:	33	at Seattle, 9/19	16	vs. Buffalo, 10/18
NET RUSHING YARDS:	212	at Seattle, 9/19	86	vs. Arizona, 9/12
NET PASSING YARDS:	320	at Seattle, 9/19	162	vs. Arizona, 9/12
TOTAL OFFENSE:	532	at Seattle, 9/19	248	vs. Arizona, 9/12
TOTAL PLAYS:	93	at N.Y. Jets, 10/3	51	vs. Buffalo, 10/18
RUSHING ATTEMPTS:	40	at Seattle, 9/19	22	Twice, last vs. Buffalo, 10/18
PASSING ATTEMPTS:	49	at N.Y. Jets, 10/3	22	at Jacksonville, 10/10
PASSES COMPLETED:	30	at N.Y. Jets, 10/3	14	at Jacksonville, 10/10
PASSES HAD INT.:	2	vs. Indianapolis, 9/26	0	Three times, last at Jacksonville, 10/10
FUMBLES LOST:	2	vs. Arizona, 9/12	0	Four times, last vs. Kansas City, 10/24
NUMBER OF PENALTIES:	8	at N.Y. Jets, 10/3	4	vs. Indianapolis, 9/26
YARDS PENALIZED:	98	at N.Y. Jets, 10/3	24	vs. Indianapolis, 9/26
TIME OF POSSESSION:	42:33	at Seattle, 9/19	26:39	vs. Arizona, 9/12

OPPONENTS HIGHS AND LOWS

	<u>HIGH</u>		<u>LOW</u>
POINTS:	38	vs. Arizona, 9/12	3
FIRST DOWNS:	28	vs. Buffalo, 10/18	16
NET RUSHING YARDS:	198	at Jacksonville, 10/10	66
NET PASSING YARDS:	335	vs. Buffalo, 10/18	178
TOTAL OFFENSE:	454	at Jacksonville, 10/10	265
TOTAL PLAYS:	73	vs. Buffalo, 10/18	52
RUSHING ATTEMPTS:	33	vs. Arizona, 9/12	13
PASSING ATTEMPTS:	51	vs. Kansas City, 10/24	31
PASSES COMPLETED:	35	vs. Buffalo, 10/18	19
PASSES HAD INT.:	1	Five times, last vs. K.C., 10/24	0
FUMBLES LOST:	2	vs. Kansas City, 10/24	0
NUMBER OF PENALTIES:	10	at Seattle, 9/19	4
YARDS PENALIZED:	100	at Seattle, 9/19	33
TIME OF POSSESSION:	33:21	vs. Arizona, 9/12	22:42
			at Seattle, 9/19

BIG PLAYS (30 OR MORE YARDS FROM SCRIMMAGE)

TITANS BIG PLAYS

1. 39 -yard pass from Ryan Tannehill to Chester Rogers vs. Arizona, 9/12
2. 51 -yard pass from Ryan Tannehill to Julio Jones at Seattle, 9/19
3. 60 -yard touchdown run by Derrick Henry at Seattle, 9/19
4. 76 -yard touchdown run by Derrick Henry vs. Buffalo, 10/18
5. 48 -yard pass from Ryan Tannehill to Julio Jones vs. Buffalo, 10/18
6. 46 -yard pass from Ryan Tannehill to A.J. Brown vs. Kansas City, 10/24

OPPONENTS BIG PLAYS

1. 38 -yard pass from Kyler Murray to DeAndre Hopkins vs. Arizona, 9/12
2. 36 -yard pass from Kyler Murray to Chase Edmonds vs. Arizona, 9/12
3. 51 -yard pass from Russell Wilson to Tyler Lockett at Seattle, 9/19
4. 63 -yard touchdown pass from Russell Wilson to Tyler Lockett at Seattle, 9/19
5. 68 -yard touchdown pass from Russell Wilson to Freddie Swain at Seattle, 9/19
6. 36 -yard pass from Carson Wentz to Nyheim Hines vs. Indianapolis, 9/26
7. 30 -yard pass from Zach Wilson to Corey Davis at N.Y. Jets, 10/3
8. 54 -yard pass from Zach Wilson to Keelan Cole at N.Y. Jets, 10/3
9. 53 -yard touchdown pass from Zach Wilson to Corey Davis at N.Y. Jets, 10/3
10. 58 -yard run by James Robinson at Jacksonville, 10/10
11. 58 -yard pass from Trevor Lawrence to Laviska Shenault Jr. at Jacksonville, 10/10
12. 31 -yard pass from Josh Allen to Emmanuel Sanders vs. Buffalo, 10/18

LONGEST 2021 SCORING DRIVES

Most Plays:	Titans	14	vs. Indianapolis, 9/26, 67 yards, 7:22, FG
	Opponent	17	vs. Indianapolis, 9/26, 66 yards, 8:34, FG
Most Yards:	Titans	97	vs. Kansas City, 10/24, 9 plays, 5:34, TD
	Opponent	83	at Seattle, 9/19, 3 plays, 1:44, TD
Most Time:	Titans	7:22	vs. Indianapolis, 9/26, 14 plays, 67 yards, FG
	Opponent	8:34	vs. Indianapolis, 9/26, 17 plays, 66 yards, FG

TURNOVER ANALYSIS

PLUS-MINUS TURNOVER RATIO

	Takeaways	Turnovers	Ratio
1 st Half	5	5	0
1 st quarter	1	3	-2
2 nd quarter	4	2	+2
2 nd Half	3	4	-1
3 rd quarter	1	4	-3
4 th quarter	2	0	+2
Overtime	0	0	0
Totals	8	9	-1

GAME-BY-GAME TURNOVER RATIO

Date	Opponent	Takeaways	Turnovers	Ratio	Result
9/12	vs. Arizona	1	3	-2	L
9/19	at Seattle	0	1	-1	W
9/26	vs. Indianapolis	0	3	-3	W
10/3	at N.Y. Jets	1	0	+1	L
10/10	at Jacksonville	2	0	+2	W
10/18	vs. Buffalo	1	1	0	W
10/24	vs. Kansas City	3	1	+2	W

FUMBLES

Player	Fumbles	Lost
Ryan Tannehill	3	3
Nick Westbrook-Ikhine	1	1
Aaron Brewer	1	0
TOTALS	5	4
OPPONENTS	10	3

INACTIVE PLAYERS

Date	Opponent	Inactive Players
9/12	vs. Arizona	Batson, Hudson, Jackson, Long Jr., Radunz, Reynolds, Weaver
9/19	at Seattle	Batson, J. Brown, C. Farley, Firkser, Lewan, Roberson
9/26	vs. Indianapolis	Blasingame, C. Farley, Firkser, N. Jones, Radunz, Reynolds, Roberson
10/3	at N.Y. Jets	A. Brown, Dupree, C. Farley, Ju. Jones, Kern, Radunz, Sargent
10/10	at Jacksonville	Dupree, Hamilton IV, Ju. Jones, Kern, Sambrailo, Sargent, Westbrook-Ikhine
10/18	vs. Buffalo	Reynolds, Rice, Sargent, Simon
10/24	vs. Kansas City	Bledsoe, Hooker, Jackson, Lewan, Rice, Rogers, Simon

DRIVE ENGINEERING

TITANS

QB	Game	Drives Started	Drives Ended By . . .									Points Yield	Points/ Drive	Drive Eff.
			TD	FG	FGA	PNT	DWN	TRN	SAF	GM	HLF			
Tannehill	9/12 ARI	12	2	0	1	3	2	3	0	1	0	13	1.1	16.7%
	9/19 at SEA	13	3	4	5	2	1	1	0	0	1	33	2.5	53.8%
	9/26 IND	9	3	1	1	1	0	3	0	1	0	25	2.8	44.4%
	10/3 at NYJ	13	2	3	4	5	1	0	0	0	1	24	1.8	38.5%
	10/10 at JAX	9	4	1	1	4	0	0	0	0	0	30	3.3	55.6%
	10/18 BUF	11	4	2	2	2	0	1	0	1	1	34	3.1	54.5%
	10/24 KC	8	3	2	2	2	0	1	0	0	0	28	3.5	62.5%
	10/31 at IND												-	-
	11/7 at LAR												-	-
	11/14 NO												-	-
11/21 HOU												-	-	
11/28 at NE												-	-	
12/12 JAX												-	-	
12/19 at PIT												-	-	
12/23 SF												-	-	
1/2 MIA												-	-	
1/9 at HOU												-	-	
TANNEHILL TOTALS		75	21	13	16	19	4	9	0	3	3	187	2.5	45.3%
Woodside	10/24 KC	1	0	0	0	0	0	0	0	1	0	0	0.0	0.0%
WOODSIDE TOTALS		1	0	0	0	0	0	0	0	1	0	0	0.0	0.0%
TEAM TOTALS		76	21	13	16	19	4	9	0	4	3	187	2.5	44.7%

OPPONENTS

QB	Game	Drives Started	Drives Ended By . . .									Points Yield	Points/ Drive	Drive Eff.
			TD	FG	FGA	PNT	DWN	TRN	SAF	GM	HLF			
Murray	9/12 ARI	12	5	1	2	3	0	1	0	0	1	38	3.2	50.0%
Wilson	9/19 at SEA	12	4	1	1	6	0	0	0	0	1	30	2.5	41.7%
Wentz	9/26 IND	9	1	3	4	4	0	0	0	0	0	16	1.8	44.4%
Wilson	10/3 at NYJ	13	3	2	2	6	0	1	0	0	1	27	2.1	38.5%
Lawrence	10/10 at JAX	11	3	0	1	2	2	2	0	0	1	19	1.7	27.3%
Allen	10/18 BUF	10	3	3	3	2	1	1	0	0	0	31	3.1	60.0%
Mahomes/Henne	10/24 KC	9	0	1	2	2	1	3	0	0	1	3	0.3	11.1%
	10/31 at IND												-	-
11/7 at LAR													-	-
11/14 NO													-	-
11/21 HOU													-	-
11/28 at NE													-	-
12/12 JAX													-	-
12/19 at PIT													-	-
12/23 SF													-	-
1/2 MIA													-	-
1/9 at HOU													-	-
OPPONENTS TOTALS		76	19	11	15	25	4	8	0	0	5	164	2.2	39.5%

THIRD DOWN EFFICIENCY

TITANS

Game	THIRD DOWN AND ...												TOTAL		PCT.								
	1	2	3	4	5	6	7	8	9	10+	Made	Att.	Made	Att.									
9/12 ARI	2	3	0	0	1	1	0	0	0	1	1	0	0	1	6	5	14	35.7					
9/19 at SEA	3	3	0	0	0	0	2	6	0	0	0	0	0	1	1	4	6	14	42.9				
9/26 IND	1	1	1	1	1	1	0	1	1	1	0	0	0	2	1	2	6	12	50.0				
10/3 at NYJ	1	2	0	1	0	1	1	2	2	2	0	2	0	1	0	1	5	19	26.3				
10/10 at JAX	0	0	1	1	0	0	2	2	1	1	1	1	0	0	0	1	5	11	45.5				
10/18 BUF	0	0	0	1	0	0	0	0	1	1	1	3	0	0	1	3	4	10	40.0				
10/24 KC	3	4	1	2	1	1	0	0	0	1	1	1	0	0	1	1	8	12	66.7				
10/31 at IND																							
11/7 at LAR																							
11/14 NO																							
11/21 HOU																							
11/28 at NE																							
12/12 JAX																							
12/19 at PIT																							
12/23 SF																							
1/2 MIA																							
1/9 at HOU																							
TOTALS	10	13	3	6	3	4	5	7	6	12	4	9	1	3	1	5	1	6	5	27	39	92	42.4

	Made	Att.	Pct.
Titans third down and 1 - 4:	21	30	70.0
Titans third down and 5 - 9:	13	35	37.1
Titans third down and 10+ :	5	27	18.5

OPPONENTS

Game	THIRD DOWN AND ...												TOTAL		PCT.								
	1	2	3	4	5	6	7	8	9	10+	Made	Att.	Made	Att.									
9/12 ARI	1	1	0	0	2	4	1	1	1	2	1	1	0	0	1	3	7	13	53.8				
9/19 at SEA	1	1	0	2	0	0	0	2	0	0	1	1	1	1	0	2	4	12	33.3				
9/26 IND	1	1	0	0	2	2	0	1	0	1	0	1	0	1	0	3	3	12	25.0				
10/3 at NYJ	1	2	1	1	1	1	1	1	0	1	1	3	0	2	0	0	6	14	42.9				
10/10 at JAX	1	3	0	0	1	1	0	0	0	1	0	0	0	2	0	0	3	10	30.0				
10/18 BUF	1	1	0	0	0	1	2	2	2	2	1	3	0	0	0	0	7	13	53.8				
10/24 KC	1	1	1	1	0	0	1	1	0	0	1	2	0	1	0	1	4	11	36.4				
10/31 at IND																							
11/7 at LAR																							
11/14 NO																							
11/21 HOU																							
11/28 at NE																							
12/12 JAX																							
12/19 at PIT																							
12/23 SF																							
1/2 MIA																							
1/9 at HOU																							
TOTALS	7	10	2	4	6	9	5	8	3	7	5	11	2	6	0	7	0	2	4	21	34	85	40.0

	Made	Att.	Pct.
Opponents third down and 1 - 4:	20	31	64.5
Opponents third down and 5 - 9:	10	33	30.3
Opponents third down and 10+ :	4	21	19.0

INSIDE THE 20 EFFICIENCY

Game	Results	Total											Total Points	Scoring Eff.	TD Eff.		
		Succ. / Att.	TD	FG	FGA	Int	Fum	Dwn	Gm	Hlf	Punt						
9/12 ARI																	
Titans:	6 7	2 / 2	2	0	0	0	0	0	0	0	0	0	0	13	100.0%	100.0%	
Opponents:	3 7 7 7 7	5 / 5	4	1	1	0	0	0	0	0	0	0	0	31	100.0%	80.0%	
9/19 at SEA																	
Titans:	3 3 3 7 7 3	6 / 6	2	4	4	0	0	0	0	0	0	0	0	26	100.0%	33.3%	
Opponents:	3 7 7	3 / 3	2	1	1	0	0	0	0	0	0	0	0	17	100.0%	66.7%	
9/26 IND																	
Titans:	7 7 Fum 8 3	4 / 5	3	1	1	0	1	0	0	0	0	0	0	25	80.0%	60.0%	
Opponents:	7 3 3	3 / 3	1	2	2	0	0	0	0	0	0	0	0	13	100.0%	33.3%	
10/3 at NYJ																	
Titans:	3 3 3 8 7	5 / 5	2	3	3	0	0	0	0	0	0	0	0	24	100.0%	40.0%	
Opponents:	7 3 7 3	4 / 4	2	2	2	0	0	0	0	0	0	0	0	20	100.0%	50.0%	
10/10 at JAX																	
Titans:	7 7 3 7 6	5 / 5	4	1	1	0	0	0	0	0	0	0	0	30	100.0%	80.0%	
Opponents:	6 7 6 Dwn Int	3 / 5	3	0	0	1	0	1	0	0	0	0	0	19	60.0%	60.0%	
10/18 BUF																	
Titans:	7 7 7	3 / 3	3	0	0	0	0	0	0	0	0	0	0	21	100.0%	100.0%	
Opponents:	3 3 7 8 Dwn	4 / 5	2	2	2	0	0	1	0	0	0	0	0	21	80.0%	40.0%	
10/24 KC																	
Titans:	7 3 7 Int	3 / 4	2	1	1	1	0	0	0	0	0	0	0	17	75.0%	50.0%	
Opponents:	3 Dwn Fum	1 / 3	0	1	1	0	1	1	0	0	0	0	0	3	33.3%	0.0%	
10/31 at IND																	
Titans:		0 / 0	0	0	0	0	0	0	0	0	0	0	0	0	-	-	
Opponents:		0 / 0	0	0	0	0	0	0	0	0	0	0	0	0	-	-	
11/7 at LAR																	
Titans:		0 / 0	0	0	0	0	0	0	0	0	0	0	0	0	-	-	
Opponents:		0 / 0	0	0	0	0	0	0	0	0	0	0	0	0	-	-	
11/14 NO																	
Titans:		0 / 0	0	0	0	0	0	0	0	0	0	0	0	0	-	-	
Opponents:		0 / 0	0	0	0	0	0	0	0	0	0	0	0	0	-	-	
11/21 HOU																	
Titans:		0 / 0	0	0	0	0	0	0	0	0	0	0	0	0	-	-	
Opponents:		0 / 0	0	0	0	0	0	0	0	0	0	0	0	0	-	-	
11/28 at NE																	
Titans:		0 / 0	0	0	0	0	0	0	0	0	0	0	0	0	-	-	
Opponents:		0 / 0	0	0	0	0	0	0	0	0	0	0	0	0	-	-	
12/12 JAX																	
Titans:		0 / 0	0	0	0	0	0	0	0	0	0	0	0	0	-	-	
Opponents:		0 / 0	0	0	0	0	0	0	0	0	0	0	0	0	-	-	
12/19 at PIT																	
Titans:		0 / 0	0	0	0	0	0	0	0	0	0	0	0	0	-	-	
Opponents:		0 / 0	0	0	0	0	0	0	0	0	0	0	0	0	-	-	
12/23 SF																	
Titans:		0 / 0	0	0	0	0	0	0	0	0	0	0	0	0	-	-	
Opponents:		0 / 0	0	0	0	0	0	0	0	0	0	0	0	0	-	-	
1/2 MIA																	
Titans:		0 / 0	0	0	0	0	0	0	0	0	0	0	0	0	-	-	
Opponents:		0 / 0	0	0	0	0	0	0	0	0	0	0	0	0	-	-	
1/9 at HOU																	
Titans:		0 / 0	0	0	0	0	0	0	0	0	0	0	0	0	-	-	
Opponents:		0 / 0	0	0	0	0	0	0	0	0	0	0	0	0	-	-	
TOTALS																	
Titans:		28 / 30	18	10	10	1	1	0	0	0	0	0	0	156	93.3%	60.0%	
Opponents:		23 / 28	14	9	9	1	1	3	0	0	0	0	0	124	82.1%	50.0%	

GOAL-TO-GO SITUATIONS

Game	Results	Total											Total Points	Scoring Eff.	TD Eff.		
		Succ. / Att.	TD	FG	FGA	Int	Fum	Dwn	Gm	Hlf	Punt						
9/12 ARI																	
Titans:	6	1 / 1	1	0	0	0	0	0	0	0	0	0	0	0	6	100.0%	100.0%
Opponents:	3 7 7	3 / 3	2	1	1	0	0	0	0	0	0	0	0	17	100.0%	66.7%	
9/19 at SEA																	
Titans:	3 7 7	3 / 3	2	1	1	0	0	0	0	0	0	0	0	17	100.0%	66.7%	
Opponents:	7 7	2 / 2	2	0	0	0	0	0	0	0	0	0	0	14	100.0%	100.0%	
9/26 IND																	
Titans:	7 8	2 / 2	2	0	0	0	0	0	0	0	0	0	0	15	100.0%	100.0%	
Opponents:	3 3	2 / 2	0	2	2	0	0	0	0	0	0	0	0	6	100.0%	0.0%	
10/3 at NYJ																	
Titans:	8 7	2 / 2	2	0	0	0	0	0	0	0	0	0	0	15	100.0%	100.0%	
Opponents:	7 7 3	3 / 3	2	1	1	0	0	0	0	0	0	0	0	17	100.0%	66.7%	
10/10 at JAX																	
Titans:	7 7 6	3 / 3	3	0	0	0	0	0	0	0	0	0	0	20	100.0%	100.0%	
Opponents:	6 7 6 Dwn Int	3 / 5	3	0	0	1	0	1	0	0	0	0	0	19	60.0%	60.0%	
10/18 BUF																	
Titans:	7	1 / 1	1	0	0	0	0	0	0	0	0	0	0	7	100.0%	100.0%	
Opponents:	3 8	2 / 2	1	1	1	0	0	0	0	0	0	0	0	11	100.0%	50.0%	
10/24 KC																	
Titans:	7 7	2 / 2	2	0	0	0	0	0	0	0	0	0	0	14	100.0%	100.0%	
Opponents:		0 / 0	0	0	0	0	0	0	0	0	0	0	0	0	-	-	
10/31 at IND																	
Titans:		0 / 0	0	0	0	0	0	0	0	0	0	0	0	0	-	-	
Opponents:		0 / 0	0	0	0	0	0	0	0	0	0	0	0	0	-	-	
11/7 at LAR																	
Titans:		0 / 0	0	0	0	0	0	0	0	0	0	0	0	0	-	-	
Opponents:		0 / 0	0	0	0	0	0	0	0	0	0	0	0	0	-	-	
11/14 NO																	
Titans:		0 / 0	0	0	0	0	0	0	0	0	0	0	0	0	-	-	
Opponents:		0 / 0	0	0	0	0	0	0	0	0	0	0	0	0	-	-	
11/21 HOU																	
Titans:		0 / 0	0	0	0	0	0	0	0	0	0	0	0	0	-	-	
Opponents:		0 / 0	0	0	0	0	0	0	0	0	0	0	0	0	-	-	
11/28 at NE																	
Titans:		0 / 0	0	0	0	0	0	0	0	0	0	0	0	0	-	-	
Opponents:		0 / 0	0	0	0	0	0	0	0	0	0	0	0	0	-	-	
12/12 JAX																	
Titans:		0 / 0	0	0	0	0	0	0	0	0	0	0	0	0	-	-	
Opponents:		0 / 0	0	0	0	0	0	0	0	0	0	0	0	0	-	-	
12/19 at PIT																	
Titans:		0 / 0	0	0	0	0	0	0	0	0	0	0	0	0	-	-	
Opponents:		0 / 0	0	0	0	0	0	0	0	0	0	0	0	0	-	-	
12/23 SF																	
Titans:		0 / 0	0	0	0	0	0	0	0	0	0	0	0	0	-	-	
Opponents:		0 / 0	0	0	0	0	0	0	0	0	0	0	0	0	-	-	
1/2 MIA																	
Titans:		0 / 0	0	0	0	0	0	0	0	0	0	0	0	0	-	-	
Opponents:		0 / 0	0	0	0	0	0	0	0	0	0	0	0	0	-	-	
1/9 at HOU																	
Titans:		0 / 0	0	0	0	0	0	0	0	0	0	0	0	0	-	-	
Opponents:		0 / 0	0	0	0	0	0	0	0	0	0	0	0	0	-	-	
TOTALS																	
Titans:		14 / 14	13	1	1	0	0	0	0	0	0	0	0	94	100.0%	92.9%	
Opponents:		15 / 17	10	5	5	1	0	1	0	0	0	0	0	84	88.2%	58.8%	

TAKEAWAYS & GIVEAWAYS

TITANS TAKEAWAYS

Game	Qtr	Scrim.	Player	Turnover	Caused by	Takeaway	at	Ret. Yds.	Results	Pts.	
9/12	ARI	3	ARI 23	K. Murray	Interception	K. Byard	ARI 44	12	Touchdown	7	
10/3	at NYJ	2	NYJ 27	Z. Wilson	Interception	K. Fulton	NYJ 45	13	Field Goal	3	
10/10	at JAX	1	JAX 25	D. Arnold	Fumble	E. Molden	K. Byard	JAX 30	30	Touchdown	7
10/10	at JAX	4	TEN 6	T. Lawrence	Interception	K. Byard	TEN -5	0	Game	0	
10/18	BUF	2	BUF 25	J. Allen	Interception	D. Autry	K. Byard	BUF 27	16	Touchdown	7
10/24	KC	2	KC 25	P. Mahomes	Interception	D. Long Jr.	R. Evans	KC 46	0	Touchdown	7
10/24	KC	2	KC 35	P. Mahomes	Fumble	K. Byard	M. Farley	TEN 48	1	Field Goal	3
10/24	KC	4	TEN 14	M. Hardman	Fumble	M. Farley	R. Evans	TEN 4	0	Game	0

Takeaway Season Totals:

Takeaways resulted in ...											
No.	TD	FG	FG Att.	Punt	Downs	Int.	Fum.	Saf.	Game	Half	Pts.
8	4	2	2	0	0	0	0	0	2	0	34

TITANS GIVEAWAYS

Game	Qtr	Scrim.	Player	Turnover	Caused by	Takeaway	at	Ret. Yds.	Results	Pts.	
9/12	ARI	1	TEN 19	R. Tannehill	Fumble	C. Jones	C. Peters	TEN 5	4	Touchdown	7
9/12	ARI	3	TEN 30	R. Tannehill	Interception	J. Watt	I. Simmons	50	-3	Punt	0
9/12	ARI	3	TEN 43	R. Tannehill	Fumble	C. Jones	M. Golden	TEN 33	0	Touchdown	7
9/19	at SEA	2	TEN 18	R. Tannehill	Fumble	A. Robinson	K. Hyder	TEN 6	0	Touchdown	7
9/26	IND	1	IND 45	R. Tannehill	Interception	D. Leonard	K. Moore II	IND 43	4	Touchdown	7
9/26	IND	2	IND 26	R. Tannehill	Interception	K. Moore II	K. Moore II	IND 21	32	Field Goal	3
9/26	IND	3	IND 19	N. Westbrook-Ikhine	Fumble	R. Ya-Sin	R. Ya-Sin	IND 5	13	Punt	0
10/18	BUF	1	TEN 42	R. Tannehill	Interception	J. Poyer	J. Poyer	BUF 35	17	Field Goal	3
10/24	KC	3	KC 19	R. Tannehill	Interception	W. Gay	W. Gay	KC 19	1	Missed FG	0

Giveaway Season Totals:

Giveaways resulted in ...											
No.	TD	FG	FG Att.	Punt	Downs	Int.	Fum.	Saf.	Game	Half	Pts.
9	4	2	3	2	0	0	0	0	0	0	34

FIRST DOWNS EARNED

Total first downs earned (parentheses indicates number earned on third or fourth down)

NAME	RUSHING	PASSING	RECEIVING	PENALTY	TOTAL
Ryan Tannehill	13 (8)	86 (26)			99 (34)
Derrick Henry	45 (9)	1	7		53 (9)
A.J. Brown			19 (5)		19 (5)
PENALTY				16 (7)	16 (7)
Jeremy McNichols	2		9 (5)		11 (5)
Julio Jones			11 (4)		11 (4)
Chester Rogers			8 (2)		8 (2)
MyCole Pruitt			7 (1)		7 (1)
Nick Westbrook-Ikhine			6 (2)		6 (2)
Josh Reynolds			6 (2)		6 (2)
Anthony Firkser			4 (1)		4 (1)
Marcus Johnson	1		3 (2)		4 (2)
Cameron Batson	1		2		3 ()
Tommy Hudson			2 (1)		2 (1)
Geoff Swaim			2		2 ()
Darrynton Evans			1 (1)		1 (1)
Matthias Farley		1 (1)			1 (1)
Amani Hooker			1 (1)		1 (1)
Mekhi Sargent	1 (1)				1 (1)
TITANS TOTALS	63 (18)	88 (27)	88 (27)	16 (7)	255 (79)

Note: One first down awarded to both passer and receiver on passes resulting in first down.

KICKOFF ANALYSIS

TITANS

		No.		Opp.	Ret.	Ret.			Out of	Onside	
BADGLEY		No.	In EZ	TB	Ret.	Yds.	Avg.	FC	Squib	Bounds	Rec. / Att.
9/12	ARI	3	2	2	1	22	22.0	0	0	0	0 / 0
BADGLEY TOTALS		3	2	2	1	22	22.0	0	0	0	0 / 0
		No.		Opp.	Ret.	Ret.			Out of	Onside	
BULLOCK		No.	In EZ	TB	Ret.	Yds.	Avg.	FC	Squib	Bounds	Rec. / Att.
9/19	at SEA	7	4	4	3	30	10.0	0	0	0	0 / 0
9/26	IND	5	3	3	2	33	16.5	0	0	0	0 / 0
10/3	at NYJ	7	5	3	4	81	20.3	0	0	0	0 / 0
10/10	at JAX	7	5	3	4	85	21.3	0	0	0	0 / 0
10/18	BUF	7	7	4	3	77	25.7	0	0	0	0 / 0
10/24	KC	6	6	6	0	0	-	0	0	0	0 / 0
10/31	at IND						-				/
11/7	at LAR						-				/
11/14	NO						-				/
11/21	HOU						-				/
11/28	at NE						-				/
12/12	JAX						-				/
12/19	at PIT						-				/
12/23	SF						-				/
1/2	MIA						-				/
1/9	at HOU						-				/
BULLOCK TOTALS		39	30	23	16	306	19.1	0	0	0	0 / 0
TEAM TOTALS		42	32	25	17	328	19.3	0	0	0	0 / 0

OPPONENTS

		No.		Titans	Ret.	Ret.			Out of	Onside	
		No.	In EZ	TB	Ret.	Yds.	Avg.	FC	Squib	Bounds	Rec. / Att.
9/12	ARI	7	6	6	1	14	14.0	0	0	0	0 / 0
9/19	at SEA	7	2	1	6	100	16.7	0	0	0	0 / 0
9/26	IND	4	2	2	2	31	15.5	0	0	0	0 / 0
10/3	at NYJ	6	6	6	0	0	-	0	0	0	0 / 0
10/10	at JAX	4	4	4	0	0	-	0	0	0	0 / 0
10/18	BUF	7	0	0	7	132	18.9	0	0	0	0 / 0
10/24	KC	2	2	1	1	17	17.0	0	0	0	0 / 0
10/31	at IND						-				/
11/7	at LAR						-				/
11/14	NO						-				/
11/21	HOU						-				/
11/28	at NE						-				/
12/12	JAX						-				/
12/19	at PIT						-				/
12/23	SF						-				/
1/2	MIA						-				/
1/9	at HOU						-				/
TOTALS		37	22	20	17	294	17.3	0	0	0	0 / 0

INSTANT REPLAY ANALYSIS

CHALLENGES BY TITANS

Game	Qtr	Time	Dwn	Dist	Play	Review Result	Explanation
9/12 ARI					(none)		
9/19 at SEA					(none)		
9/26 IND	3	1:15	1	10	P. Campbell 11-yard reception to IND 43	Reversed	P. Campbell did not secure the pass
10/3 at NYJ					(none)		
10/10 at JAX					(none)		
10/18 BUF					(none)		
10/24 KC	1	3:50	1	10	R. Tannehill incomplete pass to A.J. Brown	Reversed	R.Tannehill 46-yard pass to A.J. Brown to KC 40

Total challenges by Titans: 2

Calls reversed: 2

CHALLENGES BY OPPONENTS

Game	Qtr	Time	Dwn	Dist	Play	Review Result	Explanation
9/12 ARI					(none)		
9/19 at SEA					(none)		
9/26 IND					(none)		
10/3 at NYJ					(none)		
10/10 at JAX	3	11:07	2	2	R. Tannehill incomplete pass to G. Swaim	Upheld	R. Tannehill arm was moving forward; no fumble
10/18 BUF					(none)		
10/24 KC					(none)		

Total challenges by Opponents: 1

Calls reversed: 0

CHALLENGES BY REVIEW ASSISTANT

Game	Qtr	Time	Dwn	Dist	Play	Review Result	Explanation
9/12 ARI	1	8:36	2	11	C. Peters 5-yard fumble return for touchdown	Reversed	C. Peters 4-yard fumble return to TEN 1
9/19 at SEA	2	1:15	3	5	J. Jones 6-yard touchdown catch in back of end zone	Reversed	J. Jones did not get both feet inbounds
9/19 at SEA	4	:34	3	1	D. Henry 5-yard touchdown run	Reversed	D. Henry 4-yard un to SEA 1
9/26 IND					(none)		
10/3 at NYJ	5	9:56	2	10	K. Cole 10-yard catch to NYJ 35 for first down	Reversed	K. Cole 9-yard catch with no first down
10/10 at JAX	4	10:46	3	5	T. Lawrence 5-yard touchdown run	Reversed	T. Lawrence 4-yard run to TEN 1
10/18 BUF					(none)		
10/24 KC	4	8:24	4	18	P. Mahomes sacked, fumble recovered by D.Long	Reversed	P. Mahomes sacked by D. Autry, down by contact

Total reviews by Assistant: 6

Calls reversed: 6



TENNESSEE
TITANS

**LAST WEEK'S
PLAY-BY-PLAY**

Week 7

National Football League Game Summary

NFL Copyright © 2021 by The National Football League. All rights reserved. This summary and play-by-play is for the express purpose of assisting media in their coverage of the game; any other use of this material is prohibited without the written permission of the National Football League.

Date: Sunday, 10/24/2021

Kansas City Chiefs at Tennessee Titans
at Nissan Stadium, Nashville, TN

Start Time: 12:02 PM CDT

Game Day Weather

Game Weather: Cloudy

Temp: 70° F (21.1° C) Humidity: 57%, Wind: North 12 mph

Played Open Stadium on Turf: Grass

Outdoor Weather: Cloudy,

Officials

Referee: Allen, Brad (122)
Line Judge: Gallagher, Daniel (85)
Back Judge: Yette, Greg (38)

Umpire: Stritesky, Bruce (102)
Field Judge: Patterson, Rick (15)
Replay Official: Madsen, Carl (0)

Down Judge: Short, Danny (113)
Side Judge: Cheek, Boris (41)

Lineups

Kansas City Chiefs

Tennessee Titans

Offense	Defense
WR 17 M.Hardman	LB 50 W.Gay
WR 10 T.Hill	LDT 90 J.Reed
TE 87 T.Kelce	DT 95 C.Jones
LT 57 O.Brown	RDT 91 D.Nnadi
LG 62 J.Thuney	RDE 55 F.Clark
C 52 C.Humphrey	LB 56 B.Niemann
RG 65 T.Smith	RCB 38 L.Sneed
RT 75 M.Remmers	LCB 27 R.Fenton
WR 19 J.Gordon	LB 54 N.Bolton
QB 15 P.Mahomes	S 22 J.Thornhill
RB 31 Da.Williams	S 32 T.Mathieu

Offense	Defense
WR 2 J.Jones	DL 96 D.Autry
LT 71 K.Lamm	NT 93 T.Tart
LG 76 R.Saffold	DT 98 J.Simmons
C 60 B.Jones	ILB 54 R.Evans
RG 64 N.Davis	OLB 58 H.Landry
RT 72 D.Quessenberry	LB 51 D.Long
TE 87 G.Swaim	CB 20 J.Jenkins
WR 11 A.Brown	CB 31 K.Byard
QB 17 R.Tannehill	CB 24 E.Molden
FB 41 K.Blasingame	CB 30 G.Mabin
RB 22 D.Henry	DB 29 D.Cruikshank

Substitutions

Substitutions

RB 1 J.McKinnon, QB 4 C.Henne, P 5 T.Townsend, K 7 H.Butker, WR 11 D.Robinson, WR 13 B.Pringle, CB 21 M.Hughes, S 23 A.Watts, CB 26 C.Lammons, CB 35 C.Ward, RB 40 D.Gore, LS 41 J.Winchester, LB 44 D.O'Daniel, LB 46 C.Rozeboom, LB 47 D.Harris, S 49 D.Sorensen, DE 51 M.Danna, OL 67 L.Niang, G 73 N.Allegretti, G 77 A.Wylie, TE 81 B.Bell, TE 83 N.Gray, WR 85 M.Kemp, DE 97 A.Okafor, DT 98 T.Wharton, DT 99 K.Saunders

QB 5 L.Woodside, P 6 B.Kern, WR 12 M.Kinsey, K 14 R.Bullock, WR 15 N.Westbrook-Ikhine, WR 18 J.Reynolds, S 21 M.Farley, CB 23 C.Jones, RB 28 J.McNichols, RB 32 D.Evans, S 33 B.Breeze, CB 39 B.Borders, LB 42 Jo.Jones, LS 46 M.Cox, OLB 48 B.Dupree, LB 49 N.Dzubnar, LB 53 A.Williamson, G 61 C.Levin, T 68 B.Hart, OL 75 D.Radunz, TE 85 M.Pruitt, TE 86 A.Firkser, WR 88 M.Johnson, DT 90 N.Jones, DL 91 L.Murchison, OLB 92 O.Adeniyi

Did Not Play

Did Not Play

Not Active

Not Active

CB 30 D.Baker, FB 45 M.Burton, LB 53 A.Hitchens, OL 66 A.Blythe, T 70 P.Wanogho, G 76 L.Duvernay-Tardif

DB 35 C.Jackson, DB 37 A.Hooker, LB 56 M.Rice, OLB 59 J.Simon, T 77 T.Lewan, WR 80 C.Rogers, DE 94 A.Bledsoe

Field Goals (made () & missed)

H.Butker	(42) 57WR	R.Bullock	(34) (51)			
		1	2	3	4	OT
VISITOR:	Kansas City Chiefs	0	0	3	0	0
HOME:	Tennessee Titans	14	13	0	0	0
						Total
						3
						27

Scoring Plays

Team	Qtr	Time	Play Description (Extra Point) (Drive Info)	Visitor	Home
Titans	1	10:50	M.Pruitt 5 yd. pass from D.Henry (R.Bullock kick) (8-75, 4:10)	0	7
Titans	1	0:42	A.Brown 24 yd. pass from R.Tannehill (R.Bullock kick) (9-97, 5:34)	0	14
Titans	2	8:07	R.Bullock 34 yd. Field Goal (12-60, 6:39)	0	17
Titans	2	2:48	R.Tannehill 2 yd. run (R.Bullock kick) (8-46, 5:08)	0	24
Titans	2	0:03	R.Bullock 51 yd. Field Goal (8-18, 1:45)	0	27
Chiefs	3	11:00	H.Butker 42 yd. Field Goal (10-51, 4:00)	3	27

Paid Attendance: 69,484

Time: 2:58

Kansas City Chiefs vs Tennessee Titans
10/24/2021 at Nissan Stadium

Final Individual Statistics

Kansas City Chiefs

Tennessee Titans

RUSHING	ATT	YDS	AVG	LG	TD	RUSHING	ATT	YDS	AVG	LG	TD
P.Mahomes	6	35	5.8	13	0	D.Henry	29	86	3.0	11	0
Da.Williams	5	20	4.0	11	0	D.Evans	2	7	3.5	5	0
T.Hill	1	18	18.0	18	0	R.Tannehill	2	6	3.0	4	1
C.Henne	1	4	4.0	4	0	M.Johnson	1	5	5.0	5	0
						L.Woodside	1	-1	-1.0	-1	0
Total	13	77	5.9	18	0	Total	35	103	2.9	11	1

PASSING	ATT	CMP	YDS	SK/YD	TD	LG	IN	RT	PASSING	ATT	CMP	YDS	SK/YD	TD	LG	IN	RT
P.Mahomes	35	20	206	4/31	0	25	1	62.3	R.Tannehill	27	21	270	1/9	1	46	1	105.2
C.Henne	16	11	82	0/0	0	17	0	80.7	D.Henry	1	1	5	0/0	1	5	0	127.1
Total	51	31	288	4/31	0	25	1	68.1	Total	28	22	275	1/9	2	46	1	116.5

PASS RECEIVING	TAR	REC	YDS	AVG	LG	TD	PASS RECEIVING	TAR	REC	YDS	AVG	LG	TD
T.Kelce	12	7	65	9.3	24	0	A.Brown	9	8	133	16.6	46	1
T.Hill	9	6	49	8.2	17	0	J.Reynolds	3	3	23	7.7	11	0
B.Pringle	6	5	73	14.6	25	0	J.Jones	4	2	38	19.0	20	0
M.Hardman	5	4	28	7.0	9	0	M.Pruitt	3	2	27	13.5	22	1
Da.Williams	4	3	30	10.0	14	0	D.Henry	2	2	16	8.0	13	0
J.McKinnon	4	2	17	8.5	9	0	D.Evans	2	2	11	5.5	6	0
M.Kemp	1	1	8	8.0	8	0	J.McNichols	1	1	10	10.0	10	0
D.Robinson	4	1	7	7.0	7	0	A.Firkser	1	1	9	9.0	9	0
D.Gore	1	1	7	7.0	7	0	G.Swaim	1	1	8	8.0	8	0
N.Gray	1	1	4	4.0	4	0	M.Johnson	1	0	0	0.0	0	0
J.Gordon	1	0	0	0.0	0	0							
Total	48	31	288	9.3	25	0	Total	27	22	275	12.5	46	2

INTERCEPTIONS	NO	YDS	AVG	LG	TD	INTERCEPTIONS	NO	YDS	AVG	LG	TD
W.Gay	1	1	1.0	1	0	R.Evans	1	0	0.0	0	0
Total	1	1	1.0	1	0	Total	1	0	0.0	0	0

PUNTING	NO	YDS	AVG	NET	TB	IN20	LG	PUNTING	NO	YDS	AVG	NET	TB	IN20	LG
T.Townsend	2	93	46.5	46.5	0	1	52	B.Kern	2	94	47.0	47.0	0	2	49
Total	2	93	46.5	46.5	0	1	52	Total	2	94	47.0	47.0	0	2	49

PUNT RETURNS	NO	YDS	AVG	FC	LG	TD	PUNT RETURNS	NO	YDS	AVG	FC	LG	TD
[DOWNED]	1	0	0.0	0	0	0	M.Kinsey	0	0	0.0	1	0	0
[OUT OF BOUNDS]	1	0	0.0	0	0	0	[DOWNED]	1	0	0.0	0	0	0
Total	0	0	0.0	0	0	0	Total	0	0	0.0	1	0	0

KICKOFF RETURNS	NO	YDS	AVG	FC	LG	TD	KICKOFF RETURNS	NO	YDS	AVG	FC	LG	TD
[TOUCHBACK]	6	0	0.0	0	0	0	D.Evans	1	17	17.0	0	17	0
							[TOUCHBACK]	1	0	0.0	0	0	0
Total	0	0	0.0	0	0	0	Total	1	17	17.0	0	17	0

Kansas City Chiefs

FUMBLES	FUM	LOST	OWN-REC	YDS	TD	FORCED	OPP-REC	YDS	TD	OUT-BDS
P.Mahomes	2	1	0	0	0	0	0	0	0	0
M.Hardman	1	1	0	0	0	0	0	0	0	0
M.Remmers	0	0	1	0	0	0	0	0	0	0
Total	3	2	1	0	0	0	0	0	0	0

Tennessee Titans

FUMBLES	FUM	LOST	OWN-REC	YDS	TD	FORCED	OPP-REC	YDS	TD	OUT-BDS
M.Farley	0	0	0	0	0	1	1	1	0	0
K.Byard	0	0	0	0	0	1	0	0	0	0
B.Dupree	0	0	0	0	0	1	0	0	0	0
R.Evans	0	0	0	0	0	0	1	0	0	0
Total	0	0	0	0	0	3	2	1	0	0

Kansas City Chiefs vs Tennessee Titans
10/24/2021 at Nissan Stadium

Final Team Statistics

	Visitor Chiefs	Home Titans
TOTAL FIRST DOWNS	22	24
By Rushing	4	9
By Passing	16	13
By Penalty	2	2
THIRD DOWN EFFICIENCY	4-11-36.4%	8-12-66.7%
FOURTH DOWN EFFICIENCY	2-3-66.7%	0-0-0.0%
TOTAL NET YARDS	334	369
Total Offensive Plays (inc. times thrown passing)	68	64
Average gain per offensive play	4.9	5.8
NET YARDS RUSHING	77	103
Total Rushing Plays	13	35
Average gain per rushing play	5.9	2.9
Tackles for a loss-number and yards	1-1	4-10
NET YARDS PASSING	257	266
Times thrown - yards lost attempting to pass	4-31	1-9
Gross yards passing	288	275
PASS ATTEMPTS-COMPLETIONS-HAD INTERCEPTED	51-31-1	28-22-1
Avg gain per pass play (inc.# thrown passing)	4.7	9.2
KICKOFFS Number-In End Zone-Touchbacks	2-2-1	6-6-6
PUNTS Number and Average	2-46.5	2-47.0
Had Blocked	0	0
FGs - PATs Had Blocked	0-0	0-0
Net Punting Average	46.5	47.0
TOTAL RETURN YARDAGE (Not Including Kickoffs)	1	0
No. and Yards Punt Returns	0-0	0-0
No. and Yards Kickoff Returns	0-0	1-17
No. and Yards Interception Returns	1-1	1-0
PENALTIES Number and Yards	9-77	6-31
FUMBLES Number and Lost	3-2	0-0
TOUCHDOWNS	0	3
Rushing	0	1
Passing	0	2
EXTRA POINTS Made-Attempts	0-0	3-3
Kicking Made-Attempts	0-0	3-3
FIELD GOALS Made-Attempts	1-2	2-2
RED ZONE EFFICIENCY	0-3-0%	2-4-50%
GOAL TO GO EFFICIENCY	0-0-0%	2-2-100%
SAFETIES	0	0
FINAL SCORE	3	27
TIME OF POSSESSION	23:39	36:21

Kansas City Chiefs vs Tennessee Titans
10/24/2021 at Nissan Stadium

Ball Possession And Drive Chart

Kansas City Chiefs

#	Time Recd	Time Lost	Time Poss	How Ball Obtained	Drive Began	# Play	Yds Gain	Yds Pen	Net Yds	1st Down	Last Scrm	How Given Up
1	10:50	6:16	4:34	Kickoff	KC 25	7	25	-5	20	2	KC 45	Punt
2	0:42	14:46	0:56	Kickoff	KC 25	4	10	0	10	1	KC 35	Punt
3	8:07	7:56	0:11	Kickoff	KC 25	1	0	0	0	0	KC 25	Interception
4	2:48	1:48	1:00	Kickoff	KC 25	4	33	-10	23	1	KC 35	Fumble
5	0:03	0:00	0:03	Kickoff	KC 25	1	-1	0	-1	0	KC 25	End of Half
6	15:00	11:00	4:00	Kickoff	KC 25	10	71	-20	51	3	* TEN 24	Field Goal
7	3:39	0:11	3:28	Interception	KC 20	8	51	-10	41	4	TEN 39	Missed FG
8	13:30	8:19	5:11	Punt	KC 3	18	59	5	64	5	* TEN 25	Downs
9	4:24	0:08	4:16	Punt	KC 3	17	86	5	91	6	* TEN 14	Fumble

(176) Average KC 20

Tennessee Titans

#	Time Recd	Time Lost	Time Poss	How Ball Obtained	Drive Began	# Play	Yds Gain	Yds Pen	Net Yds	1st Down	Last Scrm	How Given Up
1	15:00	10:50	4:10	Kickoff	TEN 25	8	53	22	75	5	* KC 5	Touchdown
2	6:16	0:42	5:34	Punt	TEN 3	9	100	-3	97	4	KC 24	Touchdown
3	14:46	8:07	6:39	Punt	TEN 24	12	65	-5	60	4	* KC 16	Field Goal
4	7:56	2:48	5:08	Interception	KC 46	8	41	5	46	4	* KC 2	Touchdown
5	1:48	0:03	1:45	Fumble	TEN 49	8	18	0	18	2	KC 33	Field Goal
6	11:00	3:39	7:21	Kickoff	TEN 16	12	73	-8	65	4	* KC 19	Interception
7	0:11	13:30	1:41	Missed FG	TEN 47	3	5	0	5	0	KC 48	Punt
8	8:19	4:24	3:55	Downs	TEN 33	5	15	0	15	1	TEN 48	Punt
9	0:08	0:00	0:08	Fumble	TEN 4	1	-1	0	-1	0	TEN 4	End of Game

(255) Average TEN 28

* inside opponent's 20

Time of Possession by Quarter

	1st	2nd	3rd	4th	OT	Total
Visitor Kansas City Chiefs	5:16	1:28	7:28	9:27		23:39
Home Tennessee Titans	9:44	13:32	7:32	5:33		36:21

Kickoff Drive No.-Start Average

Chiefs: 6 - KC 25 Titans: 2 - TEN 20

Kansas City Chiefs vs Tennessee Titans
10/24/2021 at Nissan Stadium

Final Defensive Statistics

Kansas City Chiefs	Regular Defensive Plays											Special Teams					Misc			
	TKL	AST	COMB	SK	/ YDS	TFL	Q	IN	PD	FF	FR	TKL	AST	FF	FR	BL	TKL	AST	FF	FR
N.Bolton	9	6	15	0	0	4	0	0	0	0	0	0	0	0	0	0	0	0	0	0
J.Thornhill	7	2	9	0	0	0	0	0	0	0	0	0	0	0	0	0	0	0	0	0
L.Sneed	5	2	7	0	0	0	1	0	0	0	0	0	0	0	0	0	0	0	0	0
T.Mathieu	5	1	6	0	0	0	0	0	0	0	0	0	0	0	0	0	0	0	0	0
J.Reed	4	1	5	0	0	0	1	0	0	0	0	0	0	0	0	0	0	0	0	0
B.Niemann	3	1	4	1	9	1	1	0	0	0	0	0	0	0	0	0	0	0	0	0
R.Fenton	2	2	4	0	0	0	0	0	1	0	0	0	0	0	0	0	0	0	0	0
K.Saunders	1	3	4	0	0	0	0	0	0	0	0	0	0	0	0	0	0	0	0	0
D.Nnadi	2	1	3	0	0	0	0	0	0	0	0	0	0	0	0	0	0	0	0	0
A.Okafor	1	2	3	0	0	0	0	0	0	0	0	0	0	0	0	0	0	0	0	0
F.Clark	2	0	2	0	0	0	1	0	0	0	0	0	0	0	0	0	0	0	0	0
C.Ward	2	0	2	0	0	0	0	0	1	0	0	0	0	0	0	0	0	0	0	0
W.Gay	0	2	2	0	0	0	0	1	1	0	0	0	0	0	0	0	0	0	0	0
T.Wharton	1	0	1	0	0	0	0	0	0	0	0	0	0	0	0	0	0	0	0	0
D.Sorensen	0	1	1	0	0	0	0	0	0	0	0	0	0	0	0	0	0	0	0	0
C.Jones	0	1	1	0	0	0	0	0	0	0	0	0	0	0	0	0	0	0	0	0
M.Danna	0	1	1	0	0	0	0	0	0	0	0	0	0	0	0	0	0	0	0	0
C.Rozeboom	0	0	0	0	0	0	0	0	0	0	0	1	0	0	0	0	0	0	0	0
M.Hardman	0	0	0	0	0	0	0	0	0	0	0	0	0	0	0	0	1	0	0	0
J.McKinnon	0	0	0	0	0	0	0	0	0	0	0	0	0	0	0	0	1	0	0	0
M.Remmers	0	0	0	0	0	0	0	0	0	0	0	0	0	0	0	0	0	0	0	1
Total	44	26	70	1	9	5	4	1	3	0	0	1	0	0	0	0	2	0	0	1

TKL = Tackle AST = Assist COMB = Combined QH=QB Hit IN = Interception PD = Pass Defense FF = Forced Fumble FR = Fumble Recovery

Tennessee Titans	Regular Defensive Plays											Special Teams					Misc			
	TKL	AST	COMB	SK	/ YDS	TFL	QH	IN	PD	FF	FR	TKL	AST	FF	FR	BL	TKL	AST	FF	FR
D.Cruikshank	7	1	8	0	0	0	0	0	0	0	0	0	0	0	0	0	0	0	0	0
D.Long	6	2	8	0	0	1	0	0	2	0	0	0	0	0	0	0	0	0	0	0
E.Molden	6	2	8	0	0	0	0	0	0	0	0	0	0	0	0	0	0	0	0	0
K.Byard	4	0	4	0	0	0	0	0	0	1	0	0	0	0	0	0	0	0	0	0
R.Evans	3	1	4	0	0	0	0	1	1	0	1	0	0	0	0	0	0	0	0	0
D.Autry	3	0	3	2	18	2	4	0	0	0	0	0	0	0	0	0	0	0	0	0
G.Mabin	3	0	3	0	0	0	0	0	0	0	0	0	0	0	0	0	0	0	0	0
J.Jenkins	3	0	3	0	0	0	0	0	0	0	0	0	0	0	0	0	0	0	0	0
M.Farley	2	1	3	0	0	0	0	0	0	1	1	0	0	0	0	0	0	0	0	0
N.Jones	0	3	3	0	0	0	0	0	0	0	0	0	0	0	0	0	0	0	0	0
T.Tart	2	0	2	0	0	0	0	0	0	0	0	0	0	0	0	0	0	0	0	0
J.Simmons	1	1	2	0	0	0	0	0	0	0	0	0	0	0	0	0	0	0	0	0
B.Dupree	1	0	1	1	5	0	1	0	0	1	0	0	0	0	0	0	0	0	0	0
H.Landry	1	0	1	1	8	1	1	0	0	0	0	0	0	0	0	0	0	0	0	0
C.Jones	1	0	1	0	0	0	0	0	0	0	0	0	0	0	0	0	0	0	0	0
N.Dzubnar	1	0	1	0	0	0	0	0	0	0	0	0	0	0	0	0	0	0	0	0
O.Adeniyi	0	0	0	0	0	0	3	0	0	0	0	0	0	0	0	0	0	0	0	0
D.Radunz	0	0	0	0	0	0	0	0	0	0	0	0	0	0	0	0	1	0	0	0
Total	44	11	55	4	31	4	9	1	3	3	2	0	0	0	0	0	1	0	0	0

Kansas City Chiefs vs Tennessee Titans

10/24/2021 at Nissan Stadium

First Half Summary

	PERIOD SCORES		TIME OF POSSESSION
Chiefs	0 0 = 0	Chiefs	6:44
Titans	14 13 = 27	Titans	23:16

Scoring Plays

Team	Qtr	Time	Play Description (Extra Point) (Drive Info)	Visitor	Home
Titans	1	10:50	M.Pruitt 5 yd. pass from D.Henry (R.Bullock kick) (8-75, 4:10)	0	7
Titans	1	0:42	A.Brown 24 yd. pass from R.Tannehill (R.Bullock kick) (9-97, 5:34)	0	14
Titans	2	8:07	R.Bullock 34 yd. Field Goal (12-60, 6:39)	0	17
Titans	2	2:48	R.Tannehill 2 yd. run (R.Bullock kick) (8-46, 5:08)	0	24
Titans	2	0:03	R.Bullock 51 yd. Field Goal (8-18, 1:45)	0	27

	Kansas City Chiefs	Tennessee Titans
TOTAL FIRST DOWNS	4	19
First Downs Rushing-Passing-by Penalty	2 - 2 - 0	6 - 11 - 2
THIRD DOWN EFFICIENCY	0-2-0.0%	6-7-85.7%
TOTAL NET YARDS	67	277
Total Offensive Plays	17	43
NET YARDS RUSHING	31	65
NET YARDS PASSING	36	212
Gross Yards Passing	41	221
Times thrown-yards lost attempting to pass	1-5	1-9
Pass Attempts-Completions-Had Intercepted	9 - 5 - 1	21 - 17 - 0
Punts-Number and Average	2 - 46.5	0 - 0.0
Penalties-Number and Yards	5 - 42	2 - 8
Fumbles-Number and Lost	2 - 1	0 - 0
Red Zone Efficiency	0-0-0%	2-3-67%
Average Drive Start	KC 25	TEN 31

Kansas City Chiefs										Tennessee Titans							
RUSHING										RUSHING							
	ATT	YDS	AVG	LG	TD		ATT	YDS	AVG	LG	TD						
Da.Williams	4	17	4.3	11	0	D.Henry	17	52	3.1	11	0						
P.Mahomes	3	14	4.7	13	0	R.Tannehill	2	6	3.0	4	1						
						M.Johnson	1	5	5.0	5	0						
						D.Evans	1	2	2.0	2	0						
Total	7	31	4.4	13	0	Total	21	65	3.1	11	1						
PASSING										PASSING							
	ATT	CMP	YDS	SK/YD	TD	LG	IN	RT		ATT	CMP	YDS	SK/YD	TD	LG	IN	RT
P.Mahomes	9	5	41	1/5	0	14	1	27.8	R.Tannehill	20	16	216	1/9	1	46	0	128.3
									D.Henry	1	1	5	0/0	1	5	0	127.1
Total	9	5	41	1/5	0	14	1	27.8	Total	21	17	221	1/9	2	46	0	142.3
PASS RECEIVING										PASS RECEIVING							
	TAR	REC	YDS	AVG	LG	TD		TAR	REC	YDS	AVG	LG	TD				
T.Kelce	2	2	11	5.5	6	0	A.Brown	7	6	101	16.8	46	1				
J.McKinnon	1	1	15	15.0	9	0	J.Jones	4	2	38	19.0	20	0				
M.Hardman	2	1	8	8.0	8	0	M.Pruitt	2	2	27	13.5	22	1				
B.Pringle	1	1	7	7.0	7	0	D.Henry	2	2	16	8.0	13	0				
J.Gordon	1	0	0	0.0	0	0	J.Reynolds	2	2	12	6.0	10	0				
D.Robinson	1	0	0	0.0	0	0	J.McNichols	1	1	10	10.0	10	0				
							A.Firkser	1	1	9	9.0	9	0				
							G.Swaim	1	1	8	8.0	8	0				
Total	8	5	41	8.2	9	0	Total	20	17	221	13.0	46	2				

Kansas City Chiefs	Regular Defensive Plays	Special Teams	Misc
---------------------------	--------------------------------	----------------------	-------------

First Quarter

10/24/2021

Play By Play

KC wins the coin toss and elects to defer. TEN elects to Receive, and KC elects to defend the south goal.

H.Butker kicks 65 yards from KC 35 to end zone, Touchback.

Tennessee Titans at 15:00

1-10-TEN 25	(15:00) R.Tannehill pass short middle to A.Brown to TEN 35 for 10 yards (R.Fenton).	P1
<u>1-10-TEN 35</u>	(14:24) (No Huddle) D.Henry right guard to TEN 38 for 3 yards (T.Mathieu).	
2-7-TEN 38	(14:02) (No Huddle) R.Tannehill pass short right to J.Jones pushed ob at KC 44 for 18 yards (T.Mathieu).	P2
<u>1-10-KC 44</u>	(13:34) (No Huddle) D.Henry right guard to KC 35 for 9 yards (T.Mathieu).	
2-1-KC 35	(13:07) (No Huddle) R.Tannehill pass incomplete deep left to M.Johnson. <i>PENALTY on KC-L.Sneed, Defensive Pass Interference, 18 yards, enforced at KC 35 - No Play.</i>	X3
<u>1-10-KC 17</u>	(13:01) R.Tannehill pass short right to D.Henry to KC 14 for 3 yards (J.Thornhill).	
2-7-KC 14	(12:20) D.Henry right tackle to KC 12 for 2 yards (D.Nnadi).	
3-5-KC 12	(11:40) (Shotgun) <i>PENALTY on KC-F.Clark, Neutral Zone Infraction, 4 yards, enforced at KC 12 - No Play.</i>	
3-1-KC 8	(11:28) (Shotgun) D.Henry up the middle to KC 5 for 3 yards (B.Niemann).	R4
<u>1-5-KC 5</u>	(10:55) (Shotgun) Direct snap to D.Henry. D.Henry pass short right to M.Pruitt for 5 yards, TOUCHDOWN.	P5
	R.Bullock extra point is GOOD, Center-M.Cox, Holder-B.Kern.	

KC 0 TEN 7, 8 plays, 75 yards, 2 penalties, 4:10 drive, 4:10 elapsed

R.Bullock kicks 65 yards from TEN 35 to end zone, Touchback.

Kansas City Chiefs at 10:50

1-10-KC 25	(10:50) (Shotgun) Da.Williams right tackle to KC 30 for 5 yards (D.Autry).	
2-5-KC 30	(10:21) (Shotgun) P.Mahomes pass short right to B.Pringle pushed ob at KC 37 for 7 yards (E.Molden).	P1
<u>1-10-KC 37</u>	(9:56) (Shotgun) P.Mahomes pass short left to M.Hardman to KC 45 for 8 yards (G.Mabin).	
2-2-KC 45	(9:19) (Shotgun) Da.Williams left guard to KC 47 for 2 yards (T.Tart).	R2
<u>1-10-KC 47</u>	(8:43) <i>PENALTY on KC-J.Thuney, False Start, 5 yards, enforced at KC 47 - No Play.</i>	
1-15-KC 42	(8:24) (Shotgun) P.Mahomes pass short middle to T.Kelce to KC 48 for 6 yards (R.Evans).	
2-9-KC 48	(7:46) (Shotgun) P.Mahomes scrambles right end pushed ob at 50 for 2 yards (N.Jones; D.Long).	
3-7-50	(7:05) (Shotgun) P.Mahomes sacked at KC 43 for -7 yards (B.Dupree). FUMBLES (B.Dupree) [B.Dupree], recovered by KC-M.Remmers at KC 45.	
4-12-KC 45	(6:26) T.Townsend punts 52 yards to TEN 3, Center-J.Winchester, downed by KC-C.Lammons.	

Tennessee Titans at 6:16

1-10-TEN 3	(6:16) D.Henry left guard to TEN 7 for 4 yards (L.Sneed).	
2-6-TEN 7	(5:39) D.Henry left end to TEN 7 for no gain (L.Sneed).	
3-6-TEN 7	(4:57) (Shotgun) R.Tannehill pass short left to J.Jones pushed ob at TEN 26 for 19 yards (L.Sneed). <i>PENALTY on TEN-A.Firkser, Offensive Pass Interference, 3 yards, enforced at TEN 7 - No Play.</i>	
3-9-TEN 4	(4:35) (Shotgun) R.Tannehill pass short right to J.McNichols to TEN 14 for 10 yards (D.Sorensen; L.Sneed).	P6
<u>1-10-TEN 14</u>	(3:50) R.Tannehill pass incomplete deep left to A.Brown. TEN-R.Saffold was injured during the play. His return is Questionable. Tennessee challenged the incomplete pass ruling, and the play was REVERSED. R.Tannehill pass deep left to A.Brown to KC 40 for 46 yards (L.Sneed).	P7
<u>1-10-KC 40</u>	(3:29) D.Henry right tackle to KC 32 for 8 yards (J.Thornhill).	
2-2-KC 32	(2:53) M.Johnson right end to KC 27 for 5 yards (A.Okafor).	R8
<u>1-10-KC 27</u>	(2:11) D.Henry left tackle to KC 27 for no gain (K.Saunders, N.Bolton).	
2-10-KC 27	(1:31) (Shotgun) R.Tannehill pass short middle to A.Brown to KC 24 for 3 yards (N.Bolton).	
3-7-KC 24	(:48) (Shotgun) R.Tannehill pass deep left to A.Brown for 24 yards, TOUCHDOWN.	P9
	R.Bullock extra point is GOOD, Center-M.Cox, Holder-B.Kern.	

KC 0 TEN 14, 9 plays, 97 yards, 5:34 drive, 14:18 elapsed

R.Bullock kicks 65 yards from TEN 35 to end zone, Touchback.

Kansas City Chiefs at 0:42

1-10-KC 25	(:42) Da.Williams left guard to KC 36 for 11 yards (D.Cruikshank; N.Jones).	R3
<u>1-10-KC 36</u>	(:04) (Shotgun) P.Mahomes pass incomplete short right.	
2-10-KC 36	(:01) (Shotgun) Da.Williams left guard to KC 35 for -1 yards (D.Long).	

END OF QUARTER

	Score	Time Poss	First Downs				Efficiencies	
			R	P	X	T	3 Down	4 Down
Kansas City Chiefs	0	5:16	2	1	0	3	0/1	0/0
Tennessee Titans	14	9:44	2	6	1	9	3/3	0/0

Second Quarter

10/24/2021

Play By Play

Kansas City Chiefs continued.

- 3-11-KC 35 (15:00) (Shotgun) P.Mahomes pass incomplete short middle to M.Hardman [D.Autry].
- 4-11-KC 35 (14:52) T.Townsend punts 41 yards to TEN 24, Center-J.Winchester, fair catch by M.Kinsey.

Tennessee Titans at 14:46

- 1-10-TEN 24 (14:46) D.Henry right tackle to TEN 27 for 3 yards (J.Reed, A.Okafor).
- 2-7-TEN 27 (14:07) *PENALTY on TEN-A.Brown, False Start, 5 yards, enforced at TEN 27 - No Play.*
- 2-12-TEN 22 (13:46) (Shotgun) R.Tannehill pass short middle to G.Swaim to TEN 30 for 8 yards (K.Saunders; N.Bolton).
- 3-4-TEN 30 (13:06) (Shotgun) R.Tannehill scrambles up the middle to TEN 34 for 4 yards (J.Reed). R10
- Timeout #1 by TEN at 12:20.
- 1-10-TEN 34 (12:20) D.Henry up the middle to TEN 33 for -1 yards (N.Bolton).
- 2-11-TEN 33 (11:43) R.Tannehill pass short left to D.Henry to TEN 46 for 13 yards (B.Niemann; R.Fenton). P11
- 1-10-TEN 46 (10:54) D.Evans left tackle to TEN 48 for 2 yards (N.Bolton).
- 2-8-TEN 48 (10:13) (Shotgun) R.Tannehill pass deep middle to M.Pruitt to KC 30 for 22 yards (J.Thornhill). TEN-K.Lamm was injured during the play. His return is Questionable. P12
- 1-10-KC 30 (9:41) R.Tannehill pass short left to J.Reynolds to KC 20 for 10 yards (J.Thornhill). P13
- 1-10-KC 20 (9:00) (Shotgun) R.Tannehill pass incomplete short right to J.Jones (C.Ward).
- 2-10-KC 20 (8:57) D.Henry up the middle to KC 16 for 4 yards (F.Clark).
- 3-6-KC 16 (8:15) (Shotgun) R.Tannehill pass incomplete deep left to J.Jones (R.Fenton).
- 4-6-KC 16 (8:11) **R.Bullock 34 yard field goal is GOOD, Center-M.Cox, Holder-B.Kern.**

KC 0 TEN 17, 12 plays, 60 yards, 6:39 drive, 6:53 elapsed

R.Bullock kicks 65 yards from TEN 35 to end zone, Touchback.

Kansas City Chiefs at 8:07

- 1-10-KC 25 (8:07) (Shotgun) P.Mahomes pass deep left intended for J.Gordon INTERCEPTED by R.Evans (D.Long) at KC 46. R.Evans to KC 46 for no gain (M.Hardman).

Tennessee Titans at 7:56

- 1-10-KC 46 (7:56) D.Henry up the middle to KC 46 for no gain (J.Reed).
- 2-10-KC 46 (7:12) (Shotgun) R.Tannehill pass short left to J.Reynolds to KC 44 for 2 yards (R.Fenton) [J.Reed].
- 3-8-KC 44 (6:26) (Shotgun) R.Tannehill pass incomplete deep right to A.Brown [F.Clark]. X14
- PENALTY on KC-R.Fenton, Defensive Holding, 5 yards, enforced at KC 44 - No Play.*
- 1-10-KC 39 (6:21) D.Henry right tackle to KC 28 for 11 yards (J.Thornhill). R15
- 1-10-KC 28 (5:36) D.Henry right tackle to KC 27 for 1 yard (K.Saunders; N.Bolton).
- 2-9-KC 27 (4:54) (Shotgun) R.Tannehill pass short right to J.Jones to KC 7 for 20 yards (T.Mathieu; J.Thornhill). P16
- 1-7-KC 7 (4:09) (Shotgun) R.Tannehill pass short right to A.Brown to KC 1 for 6 yards (C.Ward).
- 2-1-KC 1 (3:35) (No Huddle) D.Henry right guard to KC 2 for -1 yards (N.Bolton, W.Gay).
- 3-2-KC 2 (2:53) (Shotgun) **R.Tannehill scrambles right end for 2 yards, TOUCHDOWN.** R17
- R.Bullock extra point is GOOD, Center-M.Cox, Holder-B.Kern.

KC 0 TEN 24, 8 plays, 46 yards, 1 penalty, 5:08 drive, 12:12 elapsed

R.Bullock kicks 65 yards from TEN 35 to end zone, Touchback.

Kansas City Chiefs at 2:48

- 1-10-KC 25 (2:48) (Shotgun) P.Mahomes pass short right to J.McKinnon to KC 31 for 6 yards (J.Simmons).
- 2-4-KC 31 (2:29) (No Huddle, Shotgun) P.Mahomes pass short left to T.Hill pushed ob at KC 40 for 9 yards (E.Molden). P4
- PENALTY on KC-M.Remmers, Illegal Use of Hands, 10 yards, enforced at KC 31 - No Play.*
- 2-14-KC 21 (2:09) (Shotgun) P.Mahomes pass short middle to T.Kelce to KC 26 for 5 yards. Lateral to J.McKinnon pushed ob at KC 35 for 9 yards (E.Molden).

Two-Minute Warning

- 1-10-KC 35 (2:00) (Shotgun) P.Mahomes pass incomplete short right to D.Robinson [D.Autry].
- 2-10-KC 35 (1:56) (Shotgun) P.Mahomes scrambles up the middle to KC 48 for 13 yards (K.Byard). FUMBLES (K.Byard), RECOVERED by TEN-M.Farley at TEN 48. M.Farley to TEN 49 for 1 yard (J.McKinnon).

Tennessee Titans at 1:48

- 1-10-TEN 49 (1:48) D.Henry left guard to KC 49 for 2 yards (C.Jones; J.Reed).
- 2-8-KC 49 (1:07) R.Tannehill pass short right to A.Brown to KC 37 for 12 yards (C.Ward). TEN-R.Saffold was injured during the play. His return is Questionable. P18
- Timeout #2 by TEN at 00:51.
- 1-10-KC 37 (:51) (Shotgun) R.Tannehill pass short middle to A.Firkser to KC 28 for 9 yards (T.Mathieu) [F.Clark].

Kansas City Chiefs vs Tennessee Titans at Nissan Stadium

- 2-1-KC 28 (:34) (No Huddle, Shotgun) R.Tannehill pass incomplete deep right to A.Brown.
- 3-1-KC 28 (:30) D.Henry right end to KC 24 for 4 yards (L.Sneed).
- Timeout #3 by TEN at 00:24.
- 1-10-KC 24 (:24) (Shotgun) R.Tannehill sacked at KC 33 for -9 yards (B.Niemann).
- 2-19-KC 33 (:09) (No Huddle) R.Tannehill spiked the ball to stop the clock.
- 3-19-KC 33 (:08) **R.Bullock 51 yard field goal is GOOD, Center-M.Cox, Holder-B.Kern.**

KC 0 TEN 27, 8 plays, 18 yards, 1:45 drive, 14:57 elapsed

R.Bullock kicks 65 yards from TEN 35 to end zone, Touchback.

Kansas City Chiefs at 0:03

- 1-10-KC 25 (:03) P.Mahomes kneels to KC 24 for -1 yards.

END OF QUARTER

		Time Poss	First Downs				Efficiencies	
	Score		R	P	X	T	3 Down	4 Down
Kansas City Chiefs	0	1:28	0	1	0	1	0/1	0/0
Tennessee Titans	27	13:32	4	5	1	10	3/4	0/0

Third Quarter

10/24/2021

Play By Play

KC elects to Receive, and TEN elects to defend the South goal.

R.Bullock kicks 65 yards from TEN 35 to end zone, Touchback.

Kansas City Chiefs at 15:00

1-10-KC 25	(15:00) (Shotgun) P.Mahomes pass short middle to T.Kelce to KC 35 for 10 yards (D.Long).	P5
<u>1-10-KC 35</u>	(14:29) T.Hill left end ran ob at TEN 47 for 18 yards (D.Cruikshank).	R6
<u>1-10-TEN 47</u>	(13:58) (Shotgun) P.Mahomes scrambles left end pushed ob at TEN 41 for 6 yards (T.Tart).	
2-4-TEN 41	(13:25) (Shotgun) P.Mahomes pass short right to M.Hardman to TEN 32 for 9 yards (E.Molden, R.Evans). <i>PENALTY on KC-D.Robinson, Offensive Holding, 10 yards, enforced at TEN 38.</i>	
2-11-TEN 48	(13:08) (Shotgun) P.Mahomes pass deep left to B.Pringle to TEN 25 for 23 yards (D.Cruikshank).	P7
<u>1-10-TEN 25</u>	(12:26) P.Mahomes pass short left to T.Hill to TEN 17 for 8 yards (D.Cruikshank).	
2-2-TEN 17	(11:42) (Shotgun) Da.Williams right end to TEN 8 for 9 yards (K.Byard, E.Molden). <i>PENALTY on KC-T.Smith, Offensive Holding, 10 yards, enforced at TEN 14.</i>	
2-9-TEN 24	(11:15) (Shotgun) P.Mahomes pass incomplete short left.	
3-9-TEN 24	(11:10) (Shotgun) P.Mahomes pass incomplete deep left to T.Kelce.	
4-9-TEN 24	(11:05) H.Butker 42 yard field goal is GOOD, Center-J.Winchester, Holder-T.Townsend.	

KC 3 TEN 27, 10 plays, 51 yards, 4:00 drive, 4:00 elapsed
--

H.Butker kicks 66 yards from KC 35 to TEN -1. D.Evans to TEN 16 for 17 yards (C.Rozeboom). TEN-K.Blasingame was injured during the play. His return is Questionable.

Tennessee Titans at 11:00, (1st play from scrimmage 10:56)

1-10-TEN 16	(10:56) D.Henry left end to TEN 26 for 10 yards (L.Sneed). <i>PENALTY on TEN-B.Hart, Offensive Holding, 8 yards, enforced at TEN 16 - No Play.</i>	
1-18-TEN 8	(10:34) (Shotgun) R.Tannehill pass short right to J.Reynolds to TEN 19 for 11 yards (N.Bolton, J.Thornhill).	
2-7-TEN 19	(9:55) D.Henry left tackle to TEN 25 for 6 yards (J.Thornhill).	
3-1-TEN 25	(9:28) (No Huddle, Shotgun) D.Henry up the middle to TEN 27 for 2 yards (J.Reed).	R20
<u>1-10-TEN 27</u>	(8:44) D.Henry right guard to TEN 28 for 1 yard (J.Thornhill).	
2-9-TEN 28	(8:07) (Shotgun) R.Tannehill pass short right to D.Evans pushed ob at TEN 34 for 6 yards (N.Bolton).	
3-3-TEN 34	(7:24) (Shotgun) R.Tannehill pass short left to D.Evans to TEN 39 for 5 yards (B.Niemann). TEN-N.Davis was injured during the play. His return is Questionable.	P21
<u>1-10-TEN 39</u>	(6:37) R.Tannehill pass short right to A.Brown to TEN 47 for 8 yards (R.Fenton; N.Bolton).	
2-2-TEN 47	(5:58) D.Henry up the middle to TEN 49 for 2 yards (D.Nnadi).	R22
<u>1-10-TEN 49</u>	(5:15) R.Tannehill pass short middle to A.Brown to KC 27 for 24 yards (L.Sneed).	P23
<u>1-10-KC 27</u>	(4:31) D.Henry up the middle to KC 19 for 8 yards (T.Wharton).	
2-2-KC 19	(3:50) R.Tannehill pass incomplete deep middle to M.Johnson.	
3-2-KC 19	(3:46) R.Tannehill pass short left intended for M.Pruitt INTERCEPTED by W.Gay [L.Sneed] at KC 19. W.Gay to KC 20 for 1 yard (D.Radunz).	

Kansas City Chiefs at 3:39

1-10-KC 20	(3:39) P.Mahomes pass short right to T.Kelce to KC 31 for 11 yards (D.Long).	P8
<u>1-10-KC 31</u>	(3:14) (No Huddle, Shotgun) P.Mahomes pass short right to M.Hardman pushed ob at KC 34 for 3 yards (J.Jenkins). <i>PENALTY on TEN-J.Simmons, Illegal Use of Hands, 5 yards, enforced at KC 31 - No Play.</i>	X9
<u>1-10-KC 36</u>	(2:57) (Shotgun) P.Mahomes pass incomplete short right to T.Hill.	
2-10-KC 36	(2:54) (Shotgun) P.Mahomes pass short right to T.Kelce to TEN 40 for 24 yards (D.Cruikshank).	P10
<u>1-10-TEN 40</u>	(2:26) (No Huddle, Shotgun) P.Mahomes pass short right to B.Pringle to TEN 28 for 12 yards (J.Jenkins).	P11
<u>1-10-TEN 28</u>	(2:06) (No Huddle, Shotgun) Da.Williams up the middle to TEN 23 for 5 yards (H.Landry). <i>PENALTY on KC-T.Smith, Offensive Holding, 10 yards, enforced at TEN 28 - No Play.</i>	
1-20-TEN 38	(1:43) (Shotgun) <i>PENALTY on KC-T.Hill, False Start, 5 yards, enforced at TEN 38 - No Play.</i>	
1-25-TEN 43	(1:32) (Shotgun) P.Mahomes pass short right to Da.Williams to TEN 29 for 14 yards (R.Evans, J.Simmons).	
2-11-TEN 29	(1:06) (No Huddle, Shotgun) P.Mahomes pass incomplete short right to Da.Williams.	
3-11-TEN 29	(1:00) (Shotgun) P.Mahomes sacked at TEN 39 for -10 yards (D.Autry). Timeout #1 by KC at 00:16.	
4-21-TEN 39	(:16) H.Butker 57 yard field goal is No Good, Wide Right, Center-J.Winchester, Holder-T.Townsend.	

Tennessee Titans at 0:11

1-10-TEN 47	(:11) D.Henry right tackle to KC 48 for 5 yards (D.Nnadi; W.Gay).	
-------------	---	--

Kansas City Chiefs vs Tennessee Titans at Nissan Stadium

END OF QUARTER

	Score	Time Poss	First Downs				Efficiencies	
			R	P	X	T	3 Down	4 Down
Kansas City Chiefs	3	7:28	1	5	1	7	0/2	0/0
Tennessee Titans	27	7:32	2	2	0	4	2/3	0/0

Fourth Quarter

10/24/2021

Play By Play

Tennessee Titans continued.

- 2-5-KC 48 (15:00) D.Henry right guard to KC 44 for 4 yards (K.Saunders; A.Okafor). KC-A.Okafor was injured during the play. His return is Questionable.
- 3-1-KC 44 (14:22) D.Henry up the middle to KC 48 for -4 yards (N.Bolton, L.Sneed).
- 4-5-KC 48 (13:37) B.Kern punts 45 yards to KC 3, Center-M.Cox, out of bounds.

Kansas City Chiefs at 13:30

- 1-10-KC 3 (13:30) (Shotgun) P.Mahomes pass incomplete short right to T.Hill (D.Long).
- 2-10-KC 3 (13:27) (Shotgun) P.Mahomes pass short middle to B.Pringle to KC 9 for 6 yards (D.Long).
- 3-4-KC 9 (12:50) (Shotgun) P.Mahomes pass short right to T.Hill to KC 13 for 4 yards (J.Jenkins). P12
- 1-10-KC 13 (12:32) (No Huddle, Shotgun) P.Mahomes pass short left to M.Hardman to KC 22 for 9 yards (E.Molden, D.Long).
- 2-1-KC 22 (12:13) (No Huddle, Shotgun) P.Mahomes pass short left to Da.Williams to KC 32 for 10 yards (D.Cruikshank). P13
- 1-10-KC 32 (11:48) (No Huddle, Shotgun) P.Mahomes pass short right to T.Hill to KC 36 for 4 yards (J.Jenkins).
- 2-6-KC 36 (11:26) (No Huddle, Shotgun) P.Mahomes pass incomplete deep right to B.Pringle.
- 3-6-KC 36 (11:21) (Shotgun) P.Mahomes scrambles right end pushed ob at KC 45 for 9 yards (K.Byard). R14
- 1-10-KC 45 (10:51) (Shotgun) P.Mahomes pass incomplete deep right to T.Kelce.
- 2-10-KC 45 (10:47) (Shotgun) P.Mahomes scrambles right end to TEN 49 for 6 yards (K.Byard).
PENALTY on TEN-D.Cruikshank, Defensive Holding, 5 yards, enforced at TEN 49. X15
- 1-10-TEN 44 (10:22) (Shotgun) P.Mahomes pass incomplete short left to J.McKinnon.
- 2-10-TEN 44 (10:16) (Shotgun) P.Mahomes pass short right to T.Kelce to TEN 42 for 2 yards (D.Cruikshank).
- 3-8-TEN 42 (9:39) (Shotgun) P.Mahomes pass incomplete short right to J.McKinnon [O.Adeniyi].
- 4-8-TEN 42 (9:34) (Shotgun) P.Mahomes pass deep middle to B.Pringle to TEN 17 for 25 yards (M.Farley; E.Molden). P16
Timeout #1 by TEN at 09:12.
- 1-10-TEN 17 (9:12) (Shotgun) P.Mahomes pass incomplete short left to D.Robinson.
- 2-10-TEN 17 (9:08) (Shotgun) P.Mahomes sacked at TEN 25 for -8 yards (H.Landry).
- 3-18-TEN 25 (8:28) (Shotgun) P.Mahomes pass incomplete deep right to T.Kelce.
- 4-18-TEN 25 (8:24) (Shotgun) P.Mahomes sacked at TEN 33 for -8 yards (sack split by J.Simmons and D.Autry). FUMBLES (J.Simmons), RECOVERED by TEN-D.Long at TEN 38. D.Long to TEN 46 for 8 yards (J.Thuney).
The Replay Official reviewed the runner was not down by contact ruling, and the play was REVERSED.
(Shotgun) P.Mahomes sacked at TEN 33 for -8 yards (D.Autry). KC-P.Mahomes was injured during the play.

Tennessee Titans at 8:19

- 1-10-TEN 33 (8:19) D.Henry right guard to TEN 42 for 9 yards (M.Danna; N.Bolton).
- 2-1-TEN 42 (7:32) D.Henry left guard to TEN 45 for 3 yards (N.Bolton). R24
Timeout #2 by TEN at 06:46.
- 1-10-TEN 45 (6:46) D.Henry right tackle to TEN 47 for 2 yards (T.Mathieu, N.Bolton).
- 2-8-TEN 47 (6:02) D.Henry up the middle to TEN 43 for -4 yards (N.Bolton).
- 3-12-TEN 43 (5:17) (Shotgun) D.Evans up the middle to TEN 48 for 5 yards (F.Clark).
- 4-7-TEN 48 (4:34) B.Kern punts 49 yards to KC 3, Center-M.Cox, downed by TEN-N.Westbrook-Ikhine.

Kansas City Chiefs at 4:24

- 1-10-KC 3 (4:24) (Shotgun) C.Henne pass short left to Da.Williams to KC 9 for 6 yards (G.Mabin).
- 2-4-KC 9 (4:03) (No Huddle, Shotgun) C.Henne pass short right to T.Kelce to KC 16 for 7 yards (E.Molden). P17
- 1-10-KC 16 (3:41) (No Huddle, Shotgun) C.Henne pass incomplete short right to T.Hill.
- 2-10-KC 16 (3:37) (Shotgun) C.Henne pass short right to N.Gray to KC 20 for 4 yards (M.Farley).
- 3-6-KC 20 (2:53) (Shotgun) C.Henne pass incomplete short right to T.Kelce.
- 4-6-KC 20 (2:50) (Shotgun) C.Henne pass short right to T.Hill to KC 37 for 17 yards (C.Jones) [O.Adeniyi]. P18
- 1-10-KC 37 (2:27) (No Huddle, Shotgun) C.Henne pass incomplete short left to D.Robinson.
- 2-10-KC 37 (2:23) (Shotgun) C.Henne pass short middle to M.Kemp to KC 45 for 8 yards (D.Long).
- 3-2-KC 45 (2:01) (No Huddle, Shotgun) C.Henne pass short left to J.McKinnon to KC 47 for 2 yards (D.Long). P19

Two-Minute Warning

- 1-10-KC 47 (1:58) (Shotgun) C.Henne pass short middle to T.Hill pushed ob at TEN 44 for 9 yards (D.Cruikshank).
- 2-1-TEN 44 (1:50) (Shotgun) C.Henne pass incomplete short middle to T.Kelce.
- 3-1-TEN 44 (1:46) (Shotgun) C.Henne pass short right to D.Gore to TEN 37 for 7 yards (R.Evans). P20
- 1-10-TEN 37 (1:27) (No Huddle, Shotgun) C.Henne scrambles left end ran ob at TEN 33 for 4 yards (G.Mabin).
- 2-6-TEN 33 (1:20) (Shotgun) C.Henne pass short middle to T.Hill to TEN 26 for 7 yards (N.Dzubnar). P21

Kansas City Chiefs vs Tennessee Titans at Nissan Stadium

1-10-TEN 26 (:59) (No Huddle, Shotgun) C.Henne pass incomplete deep left.

2-10-TEN 26 (:52) (Shotgun) C.Henne pass deep middle intended for M.Kemp INTERCEPTED by D.Cruikshank at TEN 9. D.Cruikshank to TEN 44 for 35 yards (M.Kemp).
PENALTY on TEN-O.Adeniyi, Defensive Offside, 5 yards, enforced at TEN 26 - No Play.

Timeout #3 by TEN at 00:42.

2-5-TEN 21 (:42) (Shotgun) C.Henne pass short middle to D.Robinson to TEN 14 for 7 yards (E.Molden, N.Jones) [O.Adeniyi].

1-10-TEN 14 (:17) (No Huddle, Shotgun) C.Henne pass short middle to M.Hardman to TEN 6 for 8 yards (M.Farley). FUMBLES (M.Farley), touched at TEN 3, RECOVERED by TEN-R.Evans at TEN 4.

P22

Tennessee Titans at 0:08

1-10-TEN 4 (:08) L.Woodside kneels to TEN 3 for -1 yards.

END OF QUARTER

	Score	Time Poss	First Downs				Efficiencies	
			R	P	X	T	3 Down	4 Down
Kansas City Chiefs	3	9:27	1	9	1	11	4/7	2/3
Tennessee Titans	27	5:33	1	0	0	1	0/2	0/0

Miscellaneous Statistics Report

Kansas City Chiefs vs Tennessee Titans
10/24/2021 at Nissan Stadium

Ten Longest Plays for Kansas City Chiefs

Yards	Qtr	Play Start	Play Description
25	4	4-8-TEN 42	(9:34) (Shotgun) P.Mahomes pass deep middle to B.Pringle to TEN 17 for 25 yards (M.Farley; E.Molden).
24	3	2-10-KC 36	(2:54) (Shotgun) P.Mahomes pass short right to T.Kelce to TEN 40 for 24 yards (D.Cruikshank).
23	3	2-11-TEN 48	(13:08) (Shotgun) P.Mahomes pass deep left to B.Pringle to TEN 25 for 23 yards (D.Cruikshank).
18	3	1-10-KC 35	(14:29) T.Hill left end ran ob at TEN 47 for 18 yards (D.Cruikshank).
17	4	4-6-KC 20	(2:50) (Shotgun) C.Henne pass short right to T.Hill to KC 37 for 17 yards (C.Jones) [O.Adeniyi].
14	2	2-14-KC 21	(2:09) (Shotgun) P.Mahomes pass short middle to T.Kelce to KC 26 for 5 yards. Lateral to J.McKinnon pushed ob at KC 35 for 9 yards (E.Molden).
14	3	1-25-TEN 43	(1:32) (Shotgun) P.Mahomes pass short right to Da.Williams to TEN 29 for 14 yards (R.Evans, J.Simmons).
12	3	1-10-TEN 40	(2:26) (No Huddle, Shotgun) P.Mahomes pass short right to B.Pringle to TEN 28 for 12 yards (J.Jenkins).
11	1	1-10-KC 25	(:42) Da.Williams left guard to KC 36 for 11 yards (D.Cruikshank; N.Jones).
11	3	1-10-KC 20	(3:39) P.Mahomes pass short right to T.Kelce to KC 31 for 11 yards (D.Long).

Ten Longest Plays for Tennessee Titans

Yards	Qtr	Play Start	Play Description
46	1	1-10-TEN 14	(3:50) R.Tannehill pass incomplete deep left to A.Brown. TEN-R.Saffold was injured during the play. His return is
24	1	3-7-KC 24	(:48) (Shotgun) R.Tannehill pass deep left to A.Brown for 24 yards, TOUCHDOWN.
24	3	1-10-TEN 49	(5:15) R.Tannehill pass short middle to A.Brown to KC 27 for 24 yards (L.Sneed).
22	2	2-8-TEN 48	(10:13) (Shotgun) R.Tannehill pass deep middle to M.Pruitt to KC 30 for 22 yards (J.Thornhill). TEN-K.Lamm was injured
20	2	2-9-KC 27	(4:54) (Shotgun) R.Tannehill pass short right to J.Jones to KC 7 for 20 yards (T.Mathieu; J.Thornhill).
18	1	2-7-TEN 38	(14:02) (No Huddle) R.Tannehill pass short right to J.Jones pushed ob at KC 44 for 18 yards (T.Mathieu).
13	2	2-11-TEN 33	(11:43) R.Tannehill pass short left to D.Henry to TEN 46 for 13 yards (B.Niemann; R.Fenton).
12	2	2-8-KC 49	(1:07) R.Tannehill pass short right to A.Brown to KC 37 for 12 yards (C.Ward). TEN-R.Saffold was injured during the play. His
11	2	1-10-KC 39	(6:21) D.Henry right tackle to KC 28 for 11 yards (J.Thornhill).
11	3	1-18-TEN 8	(10:34) (Shotgun) R.Tannehill pass short right to J.Reynolds to TEN 19 for 11 yards (N.Bolton, J.Thornhill).

Touchdown Scoring Information

		Offense	Defense	Special Teams
VISITOR	Kansas City Chiefs	0	0	0
HOME	Tennessee Titans	3	0	0

Player Scoring Information

Club	Player	TD	Rush TD	Rec TD	KO TD	Punt TD	Int TD	Fum TD	Misc TD	FG	XP	2Pt Rush	2Pt Rec	Sfty	Points
KC	H.Butker	0	0	0	0	0	0	0	0	1	0	0	0	0	3
TEN	R.Bullock	0	0	0	0	0	0	0	0	2	3	0	0	0	9
TEN	R.Tannehill	0	1	0	0	0	0	0	0	0	0	0	0	0	6
TEN	A.Brown	0	0	1	0	0	0	0	0	0	0	0	0	0	6
TEN	M.Pruitt	0	0	1	0	0	0	0	0	0	0	0	0	0	6

Possession Detail

	First Half		Second Half		Game	
	Visitor	Home	Visitor	Home	Visitor	Home
Largest Lead	0	27	0	24	0	27
Drives Leading	0	4	0	4	0	8
Time of Possession Leading	0:00	19:06	0:00	13:05	0:00	32:11
Largest Deficit	-27	0	-24	0	-27	0
Drives Trailing	5	0	4	0	9	0
Time of Possession Trailing	6:44	0:00	16:55	0:00	23:39	0:00
Times Score Tied Up		0		0		0
Lead Changes		1		0		1

Playtime Percentage

Percent of playtime per player on offense, defense and special teams (Unofficial)

Kansas City Chiefs

Tennessee Titans

		Kansas City Chiefs				Tennessee Titans							
		Offense	Defense	Special Teams				Offense	Defense	Special Teams			
C Humphrey	C	72	100%	2	11%	D Quessenberry	G	68	100%	5	26%		
O Brown	T	72	100%	2	11%	B Jones	C	67	99%				
T Smith	G	72	100%	2	11%	R Tannehill	QB	67	99%				
J Thuney	G	72	100%			N Davis	G	62	91%	5	26%		
M Remmers	T	72	100%			R Saffold	G	52	76%	1	5%		
D Robinson	WR	57	79%			D Henry	RB	50	74%				
P Mahomes	QB	54	75%			B Hart	T	42	62%	3	16%		
T Kelce	TE	53	74%			A Brown	WR	42	62%				
T Hill	WR	52	72%	1	5%	G Swaim	TE	38	56%	9	47%		
M Hardman	WR	49	68%	2	11%	M Pruitt	TE	37	54%	7	37%		
D Williams	RB	46	64%	2	11%	J Reynolds	WR	30	44%				
B Pringle	WR	34	47%	7	37%	N Westbrook-Ikhine	WR	29	43%	11	58%		
N Gray	TE	22	31%	12	63%	J Jones	WR	29	43%				
J McKinnon	RB	22	31%	8	42%	M Johnson	WR	29	43%				
C Henne	QB	18	25%			K Lamm	T	26	38%	2	11%		
J Gordon	WR	8	11%			A Firkser	TE	24	35%	2	11%		
M Kemp	WR	6	8%	17	89%	D Radunz	T	22	32%	5	26%		
B Bell	TE	6	8%	7	37%	K Blasingame	FB	13	19%	10	53%		
D Gore	RB	5	7%	8	42%	J McNichols	RB	10	15%				
T Mathieu	SS		68	100%		D Evans	RB	6	9%	2	11%		
L Sneed	CB		66	97%	2	11%	M Kinsey	WR	3	4%	2	11%	
J Thornhill	FS		65	96%		C Levin	C	1	1%	4	21%		
N Bolton	LB		57	84%	5	26%	L Woodside	QB	1	1%			
B Niemann	LB		50	74%	13	68%	D Cruikshank	SS		72	100%	5	26%
F Clark	DE		50	74%			D Long	LB		72	100%		
W Gay	LB		46	68%	2	11%	G Mabin	CB		72	100%		
R Fenton	CB		45	66%	2	11%	E Molden	CB		69	96%	7	37%
J Reed	DT		43	63%			J Jenkins	CB		54	75%		
C Ward	CB		43	63%			K Byard	FS		54	75%		
C Jones	DT		39	57%			H Landry	LB		51	71%		
M Danna	DE		37	54%	5	26%	J Simmons	DT		47	65%	3	16%
D Nnadi	DT		30	44%	5	26%	R Evans	LB		46	64%		
A Okafor	DE		27	40%	5	26%	M Farley	FS		44	61%	14	74%
T Wharton	DT		27	40%	5	26%	D Autry	DE		32	44%	2	11%
K Saunders	DT		23	34%			O Adeniyi	LB		30	42%	14	74%
M Hughes	CB		16	24%	10	53%	N Jones	DT		30	42%	2	11%
D Sorensen	FS		16	24%	10	53%	B Dupree	LB		29	40%		
D O'Daniel	LB				17	89%	L Murchison	DT		27	38%	3	16%
C Lammons	CB				17	89%	J Jones	LB		19	26%	13	68%
A Watts	SS				11	58%	C Jones	CB		18	25%	10	53%
C Rozeboom	LB				10	53%	T Tart	DT		18	25%	5	26%
H Butker	K				4	21%	N Dzubnar	LB		8	11%	14	74%
J Winchester	LS				4	21%	R Bullock	K			11	58%	
T Townsend	P				4	21%	B Breeze	DB			11	58%	
L Niang	T				2	11%							

N Allegretti	G	2	11%	A Williamson	LB	8	42%
A Wylie	G	2	11%	M Cox	LS	7	37%
D Harris	LB	2	11%	B Kern	P	7	37%
				B Borders	CB	4	21%



TENNESSEE TITANS (4-2) vs. KANSAS CITY CHIEFS (3-3)

Sunday, October 24, 2021, 12:00 p.m. – Nissan Stadium, Nashville, Tenn.



TITANS

2	Julio JONES.....	WR
5	Logan WOODSIDE.....	QB
11	A.J. BROWN.....	WR
14	Randy BULLOCK.....	K
15	Nick WESTBROOK-IKHINE.....	WR
17	Ryan TANNEHILL.....	QB
18	Josh REYNOLDS.....	WR
20	Jackrabbit JENKINS.....	CB
21	Matthias FARLEY.....	S
22	Derrick HENRY.....	RB
24	Elijah MOLDEN.....	CB
28	Jeremy McNICHOLS.....	RB
29	Dane CRUIKSHANK.....	DB
30	Greg MABIN.....	CB
31	Kevin BYARD.....	S
33	Brady BREEZE.....	S
35	Chris JACKSON.....	DB
37	Amani HOOKER.....	S
38	Mekhi SARGENT.....	RB
39	Breon BORDERS.....	CB
41	Khari BLASINGAME.....	FB
42	Joe JONES.....	LB
46	Morgan COX.....	LS
48	Bud DUPREE.....	OLB
49	Nick DZUBNAR.....	LB
51	David LONG JR.....	LB
53	Avery WILLIAMSON.....	LB
54	Rashaan EVANS.....	LB
56	Monty RICE.....	LB
58	Harold LANDRY III.....	OLB
59	John SIMON.....	OLB
60	Ben JONES.....	C
61	Corey LEVIN.....	C/G
64	Nate DAVIS.....	G
68	Bobby HART.....	T
71	Kendall LAMM.....	T
72	David QUESSNBERRY.....	OL
75	Dillon RADUNZ.....	OL
76	Rodger SAFFOLD III.....	G
77	Taylor LEWAN.....	T
80	Chester ROGERS.....	WR
85	MyCole PRUITT.....	TE
86	Anthony FIRKSER.....	TE
87	Geoff SWAIM.....	TE
88	Marcus JOHNSON.....	WR
90	Naquan JONES.....	DT
92	Ola ADENIYI.....	OLB
93	Teair TART.....	DT
94	Amani BLEDSOE.....	DE
96	Denico AUTRY.....	DL
98	Jeffery SIMMONS.....	DT

TITANS OFFENSE

WR	2	Julio Jones	88	Marcus Johnson	
TE	87	Geoff Swaim	86	Anthony Firkser	85 MyCole Pruitt
LT	77	Taylor Lewan	71	Kendall Lamm	
LG	76	Rodger Saffold III	61	Corey Levin	
C	60	Ben Jones	61	Corey Levin	
RG	64	Nate Davis	<u>75</u>	<u>Dillon Radunz</u>	
RT	72	David Quessenberry	68	Bobby Hart	
WR	80	Chester Rogers	18	Josh Reynolds	
WR	11	A.J. Brown	15	Nick Westbrook-Ikhine	
QB	17	Ryan Tannehill	5	Logan Woodside	
RB	22	Derrick Henry	28	Jeremy McNichols	41 Khari Blasingame (FB)
			<u>38</u>	<u>Mekhi Sargent</u>	

TITANS SCHEDULE

Sept. 12	ARI.....	L, 13-38
Sept. 19	@ SEA.....	W, 33-30 OT
Sept. 26	IND.....	W, 25-16
Oct. 3	@ NYJ.....	L, 24-27 OT
Oct. 10	@ JAX.....	W, 37-19
Oct. 18	BUF.....	W, 34-31
Oct. 24	KC	
Oct. 31	@ IND	
Nov. 7	@ LAR	
Nov. 14	NO	
Nov. 21	HOU	
Nov. 28	@ NE	
Dec. 12	JAX	
Dec. 19	@ PIT	
Dec. 23	SF	
Jan. 2	MIA	
Jan. 9	@ HOU	

TITANS DEFENSE

DE	96	Denico Autry	94	Amani Bledsoe	
NT	93	Teair Tart	<u>90</u>	<u>Naquan Jones</u>	
DT	98	Jeffery Simmons			
OLB	48	Bud Dupree	92	Ola Adeniyi	
ILB	51	David Long Jr.	<u>56</u>	<u>Monty Rice</u>	49 Nick Dzubnar
ILB	54	Rashaan Evans	53	Avery Williamson	42 Joe Jones
OLB	58	Harold Landry III	59	John Simon	
CB	20	Jackrabbit Jenkins	<u>24</u>	<u>Elijah Molden</u>	
S	31	Kevin Byard	21	Matthias Farley	
S	37	Amani Hooker	29	Dane Cruikshank	<u>33</u> <u>Brady Breeze</u>
CB	35	Chris Jackson	39	Breon Borders	30 Greg Mabin

CHIEFS

1	Jerick McKINNON.....	RB
4	Chad HENNE.....	QB
5	Tommy TOWNSEND.....	P
7	Harrison BUTKER.....	K
10	Tyreek HILL.....	WR
11	Demarcus ROBINSON.....	WR
13	Byron PRINGLE.....	WR
15	Patrick MAHOMES.....	QB
17	Mecole HARDMAN.....	WR
19	Josh GORDON.....	WR
21	Mike HUGHES.....	CB
22	Juan THORNHILL.....	S
23	Armani WATTS.....	S
26	Chris LAMMONS.....	CB
27	Rashad FENTON.....	CB
30	DeAndre BAKER.....	CB
31	Darrel WILLIAMS.....	RB
32	Tyrann MATHIEU.....	S
35	Charvarius WARD.....	CB
38	L'Jarius SNEED.....	CB
40	Derrick GORE.....	RB
41	James WINCHESTER.....	LS
44	Dorian O'DANIEL.....	LB
45	Michael BURTON.....	FB
49	Daniel SORENSEN.....	S
50	Willie GAY.....	LB
51	Mike DANNA.....	DE
52	Creed HUMPHREY.....	OL
53	Anthony HITCHENS.....	LB
54	Nick BOLTON.....	LB
55	Frank CLARK.....	DE
56	Ben NIEMANN.....	LB
57	Orlando BROWN.....	T
62	Joe THUNEY.....	OL
65	Trey SMITH.....	OL
66	Austin BLYTHE.....	OL
67	Lucas NIANG.....	OL
70	Prince Tega WANOGHO.....	T
73	Nick ALLEGRETTI.....	G
75	Mike REMMERS.....	T
76	Laurent DUVERNAY-TARDIF.....	G
77	Andrew WYLIE.....	G
81	Blake BELL.....	TE
83	Noah GRAY.....	TE
85	Marcus KEMP.....	WR
87	Travis KELCE.....	TE
88	Jody FORTSON.....	TE
90	Jarran REED.....	DT
91	Derrick NNADI.....	DT
95	Chris JONES.....	DT
97	Alex OKAFOR.....	DE
98	Tershawn WHARTON.....	DT
99	Khalen SAUNDERS.....	DT

CHIEFS DEFENSE

LDE	95	Chris Jones	97	Alex Okafor	
LDT	90	Jarran Reed	98	Tershawn Wharton	
RDT	91	Derrick Nnadi	99	Khalen Saunders	
RDE	55	Frank Clark	51	Mike Danna	
LB	56	Ben Niemann	<u>54</u>	<u>Nick Bolton</u>	44 Dorian O'Daniel
LB	53	Anthony Hitchens	50	Willie Gay	
LCB	35	Charvarius Ward	26	Chris Lammons	
RCB	38	L'Jarius Sneed	27	Rashad Fenton	30 DeAndre Baker
CB	21	Mike Hughes	27	Rashad Fenton	
S	22	Juan Thornhill	49	Daniel Sorensen	
S	32	Tyrann Mathieu	23	Armani Watts	

CHIEFS SCHEDULE

Sept. 12	CLE.....	W, 33-29
Sept. 19	@ BAL.....	L, 35-36
Sept. 26	LAC.....	L, 24-30
Oct. 3	@ PHI.....	W, 42-30
Oct. 10	BUF.....	L, 20-38
Oct. 17	@ WAS.....	W, 31-13
Oct. 24	@ TEN	
Nov. 1	NYG	
Nov. 7	GB	
Nov. 14	@ LV	
Nov. 21	DAL	
Dec. 5	DEN	
Dec. 12	LV	
Dec. 16	@ LAC	
Dec. 26	PIT	
Jan. 2	@ CIN	
Jan. 9	@ DEN	

CHIEFS OFFENSE

WR	10	Tyreek Hill	13	Byron Pringle	85	Marcus Kemp
LT	57	Orlando Brown	77	Andrew Wylie	70	Prince Tega Wanogho
LG	62	Joe Thuney	73	Nick Allegretti		
C	<u>52</u>	<u>Creed Humphrey</u>	66	Austin Blythe		
RG	<u>65</u>	<u>Trey Smith</u>	76	Laurent Duvernay-Tardif		
RT	75	Mike Remmers	<u>67</u>	<u>Lucas Niang</u>		
TE	87	Travis Kelce	81	Blake Bell	<u>83</u>	<u>Noah Gray</u>
					88	Jody Fortson
WR	17	Mecole Hardman	11	Demarcus Robinson	19	Josh Gordon
QB	15	Patrick Mahomes	4	Chad Henne		
RB	31	Darrel Williams	1	Jerick McKinnon	40	Derrick Gore
FB	45	Michael Burton				

TITANS SPECIALISTS

K	14	Randy Bullock	(6	Brett Kern)	
KO	14	Randy Bullock	(6	Brett Kern)	
P	(6	Brett Kern)	14	Randy Bullock	
H	(6	Brett Kern)	5	Logan Woodside	
PR	80	Chester Rogers	37	Amani Hooker	
KOR	80	Chester Rogers	28	Jeremy McNichols	
LS	46	Morgan Cox	60	Ben Jones	



CHIEFS SPECIALISTS

K	7	Harrison Butker	5	Tommy Townsend	
KO	7	Harrison Butker			
P	5	Tommy Townsend			
H	5	Tommy Townsend			
PR	17	Mecole Hardman	21	Mike Hughes	
KOR	13	Byron Pringle	21	Mike Hughes	
LS	41	James Winchester			

TITANS PRACTICE SQUAD

7	Matt Barkley.....	QB	57	Jordan Roos.....	G
10	Dez Fitzpatrick.....	WR	66	Derwin Gray.....	OL
12	Mason Kinsey.....	WR	67	Jimmy Murray.....	C
23	Chris Jones.....	CB	69	Christian DiLauro.....	T
25	Jamal Carter.....	S	78	Kyle Peko.....	DT
36	Brian Boddy-Calhoun.....	CB	84	Austin Fort.....	TE
44	Tory Carter.....	FB	95	Abdullah Anderson.....	DE
45	Dylan Cole.....	LB	97	Caraun Reid.....	DT

TITANS PRONUNCIATIONS

OLA ADENIYI.....	OH-la ah-DAY-nee	David QUESSNBERRY.....	kwess-en-ber-ree
Randy BULLOCK.....	BULL-luck	Dillon RADUNZ.....	RAY-dinz
Kevin BYARD.....	BY-urd	MEKHI Sargent.....	muh-KAI
Dane CRUIKSHANK.....	CROOK-shank	Ryan TANNEHILL.....	TAN-uh-hill
Nick DZUBNAR.....	duh-ZOOb-nar	TEAIR Tart.....	tee-AIR
MATTHIAS Farley.....	ma-THIGH-us	Nick Westbrook-IKHINE.....	uh-KEEN-uh
Anthony FIRKSER.....	FERK-sir		
Taylor LEWAN.....	leh-WAHN		

TODAY'S OFFICIALS

Referee.....	Brad Allen (122)
Umpire.....	Bruce Stritesky (102)
Down Judge.....	Danny Short (113)
Line Judge.....	Daniel Gallagher (85)
Field Judge.....	Rick Patterson (15)
Side Judge.....	Boris Cheek (41)
Back Judge.....	Greg Yette (38)
Replay Official.....	Carl Madsen

CHIEFS PRONUNCIATIONS

Nick ALLEGRETTI.....	al-uh-GRET-ee	Ben NIEMANN.....	NEE-min
Austin BLYTHE.....	BLY-th	Derrick NNADI.....	NAH-dee
Laurent DUVERNAY-TARDIF.....	doo-ver-nay Tar-diff	Alex OKAFOR.....	OH-kuh-for
Mecole Hardman.....	MUH-cole	JARRAN Reed.....	JARE-in
Tyreek Hill.....	tie-REEK	Khalen Saunders.....	KAH-len
Travis KELCE.....	KEL-see	Joe THUNEY.....	TOO-nee
Chris LAMMONS.....	luh-MAWNS	Prince TEGA WANOGHO.....	TAY-guh wah-NO-go
Tyrann MATHIEU.....	TY-run MATH-you	Charvarius Ward.....	CHAR-vair-EE-us
Lucas NIANG.....	KNEE-yang	Andrew WYLIE.....	WHY-lee

CHIEFS PRACTICE SQUAD

2	Dicaprio Bootle.....	DB	46	Christian Rozeboom	LB
6	Shane Buechele.....	QB	47	Darius Harris.....	LB
12	Gehrig Dieter.....	WR	60	Austin Edwards.....	DE
14	Cornell Powell.....	WR	79	Cortez Broughton.....	DT
24	Devon Key.....	DB	80	Mark Vital.....	TE
24	Elijah McGuire.....	RB	82	Daurice Fountain.....	WR
39	Zayne Anderson.....	DB	92	Shilique Calhoun.....	LB
43	Elijah Sullivan.....	LB	96	Demone Harris.....	DE

TITANS

92	ADENIYI, Ola.....	OLB
96	AUTRY, Denico	DL
41	BLASINGAME, Khari	FB
94	BLEDSE, Amani.....	DE
39	BORDERS, Breon	CB
33	BREEZE, Brady	S
11	BROWN, A.J.....	WR
14	BULLOCK, Randy.....	K
31	BYARD, Kevin	S
46	COX, Morgan.....	LS
29	CRUIKSHANK, Dane.....	DB
64	DAVIS, Nate	G
48	DUPREE, Bud	OLB
49	DZUBNAR, Nick	LB
54	EVANS, Rashaan	LB
21	FARLEY, Matthias	S
86	FIRKSER, Anthony	TE
68	HART, Bobby.....	T
22	HENRY, Derrick.....	RB
37	HOOKER, Amani	S
35	JACKSON, Chris	DB
20	JENKINS, Jackrabbit	CB
88	JOHNSON, Marcus	WR
60	JONES, Ben	C
42	JONES, Joe	LB
2	JONES, Julio	WR
90	JONES, Naquan	DT
71	LAMM, Kendall	T
58	LANDRY III, Harold	OLB
61	LEVIN, Corey.....	C/G
77	LEWAN, Taylor	T
51	LONG JR., David.....	LB
30	MABIN, Greg	CB
28	MCNICHOLS, Jeremy	RB
24	MOLDEN, Elijah.....	CB
85	PRUITT, MyCole.....	TE
72	QUESSENBERRY, David..	OL
75	RADUNZ, Dillon.....	OL
18	REYNOLDS, Josh	WR
56	RICE, Monty	LB
80	ROGERS, Chester.....	WR
76	SAFFOLD III, Rodger	G
38	SARGENT, Mekhi.....	RB
98	SIMMONS, Jeffery.....	DT
59	SIMON, John	OLB
87	SWAIM, Geoff.....	TE
17	TANNEHILL, Ryan.....	QB
93	TART, Teair	DT
15	WESTBROOK-IKHINE, Nick .	WR
53	WILLIAMSON, Avery	LB
5	WOODSIDE, Logan.....	QB

TENNESSEE TITANS

NO.	NAME	POS.	HT.	WT.	AGE	EXP.	COLLEGE
2	Julio Jones	WR	6-3	220	32	11	Alabama
5	Logan Woodside	QB	6-1	213	26	2	Toledo
11	A.J. Brown	WR	6-1	226	24	3	Mississippi
14	Randy Bullock	K	5-9	210	31	10	Texas A&M
15	Nick Westbrook-Ikhine	WR	6-2	211	24	2	Indiana
17	Ryan Tannehill	QB	6-4	217	33	10	Texas A&M
18	Josh Reynolds	WR	6-3	196	26	5	Texas A&M
20	Jackrabbit Jenkins	CB	5-10	190	32	10	North Alabama
21	Matthias Farley	S	5-11	209	29	6	Notre Dame
22	Derrick Henry	RB	6-3	247	27	6	Alabama
24	Elijah Molden	CB	5-10	192	22	R	Washington
28	Jeremy McNichols	RB	5-9	205	25	2	Boise State
29	Dane Cruikshank	DB	6-1	209	26	4	Arizona
31	Kevin Byard	S	5-11	212	28	6	Middle Tennessee State
30	Greg Mabin	CB	6-2	200	27	5	Iowa
33	Brady Breeze	S	6-0	197	24	R	Oregon
35	Chris Jackson	DB	5-10	193	23	2	Marshall
37	Amani Hooker	DB	5-11	210	23	3	Iowa
38	Mekhi Sargent	RB	5-8	208	24	R	Iowa
39	Breon Borders	CB	6-0	189	26	3	Duke
41	Khari Blasingame	FB	6-0	233	25	3	Vanderbilt
42	Joe Jones	LB	6-0	240	27	5	Northwestern
46	Morgan Cox	LS	6-4	233	35	12	Tennessee
48	Bud Dupree	OLB	6-4	269	28	7	Kentucky
49	Nick Dzubnar	LB	6-1	240	30	7	Cal Poly - San Luis Obispo
51	David Long Jr.	LB	5-11	227	25	3	West Virginia
53	Avery Williamson	LB	6-1	246	29	8	Kentucky
54	Rashaan Evans	LB	6-2	232	25	4	Alabama
56	Monty Rice	LB	6-0	233	22	R	Georgia
58	Harold Landry III	OLB	6-2	252	25	4	Boston College
59	John Simon	OLB	6-2	260	31	9	Ohio State
60	Ben Jones	C	6-3	308	32	10	Georgia
61	Corey Levin	C/G	6-4	307	27	3	Chattanooga
64	Nate Davis	G	6-3	316	25	3	Charlotte
68	Bobby Hart	T	6-5	310	27	7	Florida State
71	Kendall Lamm	T	6-5	310	29	7	Appalachian State
72	David Quessenberry	OL	6-5	305	31	3	San Jose State
75	Dillon Radunz	OL	6-6	301	23	R	North Dakota State
76	Rodger Saffold III	G	6-5	325	33	12	Indiana
77	Taylor Lewan	T	6-7	309	30	8	Michigan
80	Chester Rogers	WR	6-0	184	27	5	Grambling State
85	MyCole Pruitt	TE	6-2	245	29	6	Southern Illinois
86	Anthony Firkser	TE	6-2	246	26	4	Harvard
87	Geoff Swaim	TE	6-4	260	28	7	Texas
88	Marcus Johnson	WR	6-1	207	27	5	Texas
90	Naquan Jones	DT	6-3	313	23	R	Michigan State
92	Ola Adeniyi	OLB	6-1	248	24	4	Toledo
93	Teair Tart	DT	6-2	304	24	2	Florida International
94	Amani Bledsoe	DE	6-4	280	23	2	Oklahoma
96	Denico Autry	DL	6-5	285	31	8	Mississippi State
98	Jeffery Simmons	DT	6-4	305	24	3	Mississippi State
RESERVE/COVID-19							
6	Brett Kern	P	6-2	214	35	14	Toledo

TITANS COACHES

HEAD COACH: MIKE VRABEL
 SHANE BOWEN (defensive coordinator), TODD DOWNING (offensive coordinator), CRAIG AUKERMAN (special teams), BRIAN BELL (strength and conditioning assistant), SCOTT BOOKER (safeties), KEITH CARTER (offensive line), RYAN CROW (outside linebackers), TONY DEWS (running backs), MATT EDWARDS (assistant special teams), ERIK FRAZIER (offensive skill assistant), MONDRAY GEE (strength and conditioning assistant), JIM HASLETT (inside linebackers), JASON HOUGHTALING (offensive line assistant), ZAK KUHR (inside linebackers assistant), ANTHONY MIDGET (secondary), ROB MOORE (wide receivers), PAT O'HARA (quarterbacks), FRANK PIRAINO (strength and conditioning), JIM SCHWARTZ (senior defensive assistant), LUKE STECKEL (tight ends), JOHN STREICHER (coordinator of football development), MIKE SULLIVAN (assistant offensive line), KENECHI UDEZE (defensive line assistant), TERRELL WILLIAMS (defensive line).

KANSAS CITY CHIEFS

NO.	NAME	POS.	HT.	WT.	AGE	EXP.	COLLEGE
1	Jerick McKinnon	RB	5-9	201	29	8	Georgia Southern
4	Chad Henne	QB	6-3	215	36	14	Michigan
5	Tommy Townsend	P	6-1	194	24	2	Florida
7	Harrison Butker	K	6-4	196	26	5	Georgia Tech
10	Tyreek Hill	WR	5-10	185	27	6	West Alabama
11	Demarcus Robinson	WR	6-1	202	27	6	Florida
13	Byron Pringle	WR	6-1	201	27	4	Kansas State
15	Patrick Mahomes	QB	6-3	227	26	5	Texas Tech
17	Mecole Hardman	WR	5-10	180	23	3	Georgia
19	Josh Gordon	WR	6-3	238	30	5	Baylor
21	Mike Hughes	CB	5-10	186	24	4	Central Florida
22	Juan Thornhill	S	6-0	203	25	3	Virginia
23	Armani Watts	S	5-11	190	25	4	Texas A&M
26	Chris Lammons	CB	5-10	182	25	2	South Carolina
27	Rashad Fenton	CB	5-11	193	24	3	South Carolina
30	DeAndre Baker	CB	5-11	186	24	2	Georgia
31	Darrel Williams	RB	5-11	219	26	4	Louisiana State
32	Tyrann Mathieu	S	5-9	190	29	9	Louisiana State
35	Charvarius Ward	CB	6-1	195	25	4	Middle Tennessee State
38	L'Jarius Sneed	CB	6-1	189	24	2	Louisiana Tech
40	Derrick Gore	RB	5-9	200	26	1	Louisiana-Monroe
41	James Winchester	LS	6-3	242	32	7	Oklahoma
44	Dorian O'Daniel	LB	6-1	217	27	4	Clemson
45	Michael Burton	FB	6-0	243	29	7	Rutgers
49	Daniel Sorensen	S	6-2	200	31	8	Brigham Young
50	Willie Gay	LB	6-1	235	23	2	Mississippi State
51	Mike Danna	DE	6-2	255	23	2	Michigan
52	Creed Humphrey	OL	6-5	309	22	R	Oklahoma
53	Anthony Hitchens	LB	6-0	231	29	8	Iowa
54	Nick Bolton	LB	6-0	237	21	R	Missouri
55	Frank Clark	DE	6-3	261	28	7	Michigan
56	Ben Niemann	LB	6-2	233	26	4	Iowa
57	Orlando Brown	T	6-8	363	25	4	Oklahoma
62	Joe Thuney	OL	6-5	304	28	6	North Carolina State
65	Trey Smith	OL	6-6	329	22	R	Tennessee
66	Austin Blythe	OL	6-3	280	29	6	Iowa
67	Lucas Niang	OL	6-7	339	23	R	Texas Christian
70	Prince Tega Wanogho	T	6-5	303	23	1	Auburn
73	Nick Allegretti	G	6-4	315	25	3	Illinois
75	Mike Remmers	T	6-5	301	32	9	Oregon State
76	Laurent Duvernay-Tardif	G	6-5	316	29	7	McGill
77	Andrew Wylie	G	6-6	310	27	4	Eastern Michigan
81	Blake Bell	TE	6-6	260	30	7	Oklahoma
83	Noah Gray	TE	6-4	243	22	R	Duke
85	Marcus Kemp	WR	6-4	208	26	4	Hawaii
87	Travis Kelce	TE	6-5	256	32	9	Cincinnati
88	Jody Fortson	TE	6-6	240	25	1	Valdosta State
90	Jarran Reed	DT	6-3	313	28	6	Alabama
91	Derrick Nnadi	DT	6-1	317	25	4	Florida State
95	Chris Jones	DT	6-6	298	27	6	Mississippi State
97	Alex Okafor	DE	6-4	261	30	9	Texas
98	Tershawn Wharton	DT	6-4	278	23	2	Missouri S&T
99	Khalen Saunders	DT	6-0	324	25	3	Western Illinois

CHIEFS COACHES

HEAD COACH: ANDY REID
 ERIC BIENIEMY (off. coord.), JOE BLEYMAIER (WRs), PORTER ELLETT (off. quality control), CONNOR EMBREE (off. quality control), DAVID GIRARDI (pass game analyst/asst. QBs), ANDY HECK (OL), MIKE KAFKA (QB/pass game coord.), GREG LEWIS (RBs), COREY MATTHAEI (asst. off. line), TOM MELVIN (TEs), STEVE SPAGNUOLO (def. coord.), TERRY BRADDERN (asst. def. line), DONALD D'ALELIO (def. asst.), BRENDAN DALY (run game coord./DL), KEN FLAJOLE (OLBs), MATT HOUSE (LBs), SAM MADISON (DBs/CBs), DAVE MERRITT (DBs), ALEX WHITTINGHAM (def. quality control), DAVE TOUB (asst. HC/special teams coord.), ANDY HILL (asst. special teams), BARRY RUBIN (head strength & cond.), GREG CARBIN (asst. strength & cond.), TYLER JUDKINS (asst. strength & cond.), RYAN REYNOLDS (asst. strength & cond./dir. of sport science), MIKE FRAZIER (statistical analysis coord.), DAN WILLIAMS (asst. to HC).

CHIEFS

73	ALLEGRETTI, Nick.....	G
30	BAKER, DeAndre	CB
81	BELL, Blake	TE
66	BLYTHE, Austin.....	OL
54	BOLTON, Nick	LB
57	BROWN, Orlando	T
45	BURTON, Michael	FB
7	BUTKER, Harrison.....	K
55	CLARK, Frank.....	DE
51	DANNA, Mike.....	DE
76	DUVERNAY-TARDIF, Laurent..	G
27	FENTON, Rashad.....	CB
88	FORTSON, Jody.....	TE
50	GAY, Willie.....	LB
19	GORDON, Josh.....	WR
40	GORE, Derrick.....	RB
83	GRAY, Noah.....	TE
17	HARDMAN, Mecole.....	WR
4	HENNE, Chad.....	QB
10	HILL, Tyreek	WR
53	HITCHENS, Anthony	LB
21	HUGHES, Mike.....	CB
52	HUMPHREY, Creed	OL
95	JONES, Chris	DT
87	KELCE, Travis	TE
85	KEMP, Marcus.....	WR
26	LAMMONS, Chris	CB
15	MAHOMES, Patrick	QB
32	MATHIEU, Tyrann	S
1	McKINNON, Jerick.....	RB
67	NIANG, Lucas.....	OL
56	NIEMANN, Ben.....	LB
91	NNADI, Derrick	DT
44	O'DANIEL, Dorian.....	LB
97	OKAFOR, Alex.....	DE
13	PRINGLE, Byron.....	WR
90	REED, Jarran.....	DT
75	REMMERS, Mike.....	T
11	ROBINSON, Demarcus ..	WR
99	SAUNDERS, Khalen.....	DT
65	SMITH, Trey	OL
38	SNEED, L'Jarius	CB
49	SORENSEN, Daniel	S
22	THORNHILL, Juan.....	S
62	THUNEY, Joe	OL
5	TOWNSEND, Tommy.....	P
70	WANOGHO, Prince Tega...	T
35	WARD, Charvarius	CB
23	WATTS, Armani.....	S
98	WHARTON, Tershawn	DT
31	WILLIAMS, Darrel.....	RB
41	WINCHESTER, James.....	LS
77	WYLIE, Andrew	G



TENNESSEE
TITANS

**LAST WEEK'S
GAME CLIPS**

TITANS DOMINATE CHIEFS IN 27-3 WIN AT NISSAN STADIUM

**BY JIM WYATT
TENNESSEE TITANS
OCTOBER 24, 2021**

NASHVILLE – Hail to the Titans.

Just six days after a rousing win over the Buffalo Bills on Monday Night Football, the Titans raced past another AFC contender with an impressive and one-sided win over the Kansas City Chiefs before 69,484 fans at Nissan Stadium.

Not a bad week, huh?

The team's 27-3 victory improved Tennessee's record to 5-2. The Titans are tied with several other teams with the best record in the AFC after seven games.

On Sunday, the Titans did it with an aggressive offense, and a swarming defense.

"It feels great, honestly," Titans safety Kevin Byard said. "Since I've been here, it's probably the most compete win that we've had from start to finish – offense, defense, special teams. Just clicking on all three cylinders."

Titans quarterback Ryan Tannehill completed 21-of-27 passes for 270 yards and a touchdown in the contest, while running back Derrick Henry ran for 86 yards on 29 carries, and he also threw a touchdown pass.

Titans receiver A.J. Brown caught eight passes for 133 yards and a touchdown.

From the start, this one was never in doubt.

After the game, however, players made it clear they're far from satisfied.

"I definitely think we are moving in the right direction," Brown said. "This is one game. We didn't win the Super Bowl today. We're not going to get a big head about one win."

Added Byard: "They are not handing out Lombardi trophies in the middle of the season. So, we are not going to get caught up too much in this win, either. We are going to enjoy it tonight and get ready for a division match with the Colts on the road."

The Titans got off to a fast start, and they never let up.

"We played our best ball," center Ben Jones said. "That first half was what Titans football is all about. We played well on defense, well on offense, and in the second half, the defense wouldn't let them get in the end zone. We grinded it out and took up a lot of clock in the second half, and we won the way we wanted to."

The Tennessee Titans take on the Kansas City Chiefs in Week 7 at Nissan Stadium.

On the team's opening drive, the Titans drove the ball right down the field and capped off an eight-play, 75-yard drive with a touchdown. The opener score: A five-yard touchdown toss from Henry, who lined up in the Wildcat formation, to tight end MyCole Pruitt.

After a defensive stop, the Titans got revved up again – and produced again. A 46-yard toss from Tannehill to Brown jumpstarted a nine-play, 97-yard drive that was capped off with a 24-yard touchdown toss to Brown with just 42 seconds left in the first quarter to give the Titans a 14-0 lead.

Tannehill completed 7-of-7 passes for 114 yards and a touchdown in the first quarter, while Brown had four catches for 83 yards and a score after one quarter. Brown had six catches for 101 yards at the half, with a score, while Tannehill completed 16-of-20 for 216 yards by halftime.

The Titans stretched their lead to 17-0 on a 34-yard field goal by kicker Randy Bullock, which capped a 12-play, 60-yard drive.

The lead ballooned to 24-0 on a two-yard touchdown run by Tannehill, which capped up an eight-play, 46-yard drive that featured a 20-yard completion from Tannehill to Jones.

At that point in the contest, the Titans had outgained the Chiefs 259 to 35 in total yardage while racking up 17 first downs compared to three for the Chiefs. Time of possession was staggering 21:31 to 5:41.

A 51-yard field goal by Bullock made it 27-0 Titans at the half.

"We came out, and we executed," Tannehill said. "With a high-powered offense on the other side, we knew we wanted to get going early and score points early. We were able to do that and hopefully we can keep it going."

While the Titans were effective on offense, the defense was swarming.

Chiefs quarterback Patrick Mahomes faced pressure, which forced him into incompletions, and mistakes. An interception by linebacker Rashaan Evans set up a Titans touchdown drive, and a sack by linebacker Bud Dupree ended one Kansas City drive that was followed by another Tennessee scoring drive.

Byard forced another turnover when he punched the ball out of the arms of Mahomes, and safety Matthias Farley pounced on it.

The Chiefs got on the scoreboard in the third quarter on a 42-yard field goal by kicker Harrison Butker, which made it 27-3. Butker missed a 57-yard field goal late in the third quarter, however.

The Titans sacked Mahomes four times in the contest, and they also forced three turnovers. Defensive lineman Denico Autry led the way with two sacks.

"You're embarrassed," Mahomes said of the feeling in Kansas City's locker room after the game. "You got spanked pretty good. You were coming in here trying to build off

the momentum of the week before and we didn't do that."

The Titans are already turning their attention to what's next.

They'll return to action next Sunday in Indianapolis in a key AFC South game vs the Colts.

"We have just to do what we have been doing," outside linebacker Harold Landry said. "Celebrate the win but then get back to work. Focus on improving, because the teams that win late and in the middle of the season are the teams that keep improving. We just have to focus on that and prepare like we have been doing."

###

**TENNESSEE TITANS
THRASH KANSAS CITY
CHIEFS, PATRICK
MAHOMES IN ROUT**

**BY BEN ARTHUR
THE TENNESSEAN
OCTOBER 24, 2021**

A blowout in the Music City.

The Tennessee Titans thrashed the reigning AFC champion Kansas City Chiefs 27-3 on Sunday afternoon at Nissan Stadium. The Titans improved to 5-2 with the victory.

Here are a few quick takeaways from the game:

Fast start

The Titans had been notorious for slow starts, with just 20 first-quarter points in their first six games this season.

That wasn't the case against Kansas City.

Tennessee was up 27-0 by halftime – the franchise's largest halftime lead since 2016.

It started in the first quarter with an efficient eight-play, 75-yard scoring drive. It featured a play-action pass over the middle to A.J. Brown, a Ryan Tannehill boot to Julio Jones and a touchdown pass from running back Derrick Henry. In the red zone, Henry took a direct snap and lofted a pass to tight end MyCole Pruitt in the end zone.

The Titans had awful field position on their second drive, starting at their own 3-yard line after receiver Mason Kinsey erred on a punt return, but the offense still charged 97 yards down field for a score. The big play on the series was a 47-yard bomb from Tannehill down the sideline to Brown, whose catch initially was ruled incomplete but was reversed after a challenge.

Tennessee's third and final touchdown drive of the first half was capped with a brilliant play design.

Tannehill faked a toss to Henry, booted to his right and ran into the end zone.

Patrick Mahomes contained

The Titans were short-handed in the secondary, but their defensive front didn't give Chiefs quarterback Patrick Mahomes chances to exploit that.

Tennessee had eight quarterback hits, including four sacks. Defensive lineman Denico Autry (two sacks) and Bud Dupree (one), the team's marquee free-agent signings, were at the heart of a relentless pass rush.

The Chiefs punted on their first two drives after third-down stops by Tennessee – the first was courtesy of Dupree's sack – and linebacker Rashaan Evans picked off Mahomes on Kansas City's third drive. Teammate David Long Jr. had deflected the pass intended for Josh Gordon.

In the final minutes of the first half, Mahomes was looking at a big scramble but safety Kevin Byard pursued him from behind and forced a fumble. Defensive back Matthias Farley recovered the ball, giving Tennessee another drive before halftime. The Titans scored a 51-yard field goal off the gifted drive to take the 27-0 lead into the break.

Tennessee had three takeaways.

Finding his groove?

Star receiver Brown had his best game of the season, posting eight receptions on nine targets for 133 yards and a touchdown. He had surpassed 100 yards receiving by halftime.

In the first half, Brown caught the aforementioned 46-yarder down the sideline. His touchdown grab came against single coverage off a back-shoulder ball from Tannehill.

Brown, who was named to his first Pro Bowl last season, saw his start to the season slowed by a hamstring injury and battled food poisoning the last week.

Up next

The Titans (5-2) travel to Indianapolis for their second meeting with the Colts on Sunday (noon CT, CBS).

###

TITANS HAVE A DEFENSE? ROUT OF CHIEFS CAPS A WEEK OF GRIPPING DISCOVERY

**BY JOE REXRODE
THE ATHLETIC
OCTOBER 25, 2021**

Kevin Byard looked like a Pro Bowl player again, a safety with a penchant for game-changing plays (Titans fan nods head in approval).

Ryan Tannehill was precise and A.J. Brown explosive in the football kind of way, making a defense pay for sending waves of bodies at Derrick Henry (pumps fist).

Brett Kern was back punting for the first time in four weeks and, though it took until the fourth quarter for him to be needed, he dropped two straight at the Kansas City 3-yard line (gives two thumbs up).

Henry was tackled as well as he has been all season in a 29-carry, 86-yard grind, but he still added to the MVP discussion with a feathery touchdown pass to MyCole Pruitt (grins uncontrollably).

Greg Mabin started at cornerback for the Titans, and Bobby Hart spent most of the day at left tackle protecting Tannehill's blind side (looks up their bios on the internet).

Coordinator Shane Bowen's defense employed a relentless pass rush, close coverage and playmaking from sources such as Rashaan Evans and Dane Cruikshank to stifle Patrick Mahomes and the Chiefs, holding one of the greatest offenses the league has seen — in an era that includes two Super Bowls, one title and an MVP for Mahomes — without a touchdown in a 27-3 domination in front of a record crowd of 69,484 on Sunday at Nissan Stadium.

(Titans fan ponders all that for a moment in a haze of confusion and delirium.)

Anything can happen in the NFL on a given day. But in a span of six days, for the Titans to take out the Bills and the Chiefs, the teams that played in the last AFC title game and entered 2021 favored to find a rematch? That seems meaningful. Maybe it just widens the pool of candidates to avenge a regular-season loss to the Titans by beating them in the playoffs, as the Chiefs did in the AFC Championship Game two seasons ago and the Ravens did last season in the division round.

Maybe two wins in six days in front of the best two crowds in the stadium's history — featuring 61 Titans points and 34 opponent points, seven Titans sacks, a goal-line stand, 21 straight Tannehill completions, 229 Henry rush yards, 224 Brown receiving yards and several more injuries that aren't as weakening they should be — laid bare a team that can win in January.

Maybe. Certainly, the Titans just did something people don't do often to the Chiefs (3-4). And they are tied for the best record in the AFC at 5-2. And they can put the Colts in a terrible spot in the AFC South race by sweeping them in the next big-game-as-referendum, Sunday at Indianapolis.

"Probably since I have been here, the most complete win we have had from start to finish," Byard, the sixth-year safety and 2017 All-Pro, said after he stripped Mahomes for one of three turnovers the Titans forced. "Offense, defense, special teams just clicking on all cylinders. ... There is not a team in this league that we don't feel we can't beat on any given Sunday. Power rankings, all that stuff doesn't really matter. If you come out here and you don't perform on Sunday, you are going to get your behinds whooped.

"Obviously, we know they are an explosive team and how great Kansas City is, but at the end of the day we felt like we can go out here and get a win, and that's the bottom line. We don't really look at who's the best team here and there. They are not handing out Lombardi trophies in the middle of the season.

So we're not going to get caught up too much in this win, either."

It's worth some admiration, though, this lowest point total produced by the Chiefs in Andy Reid's nine seasons, this second game in Mahomes' four seasons as starting quarterback without a touchdown. The first was last season's 31-9 loss to Tampa Bay in Super Bowl LV. The story of that game was a Kansas City offensive line, badly in need of a rebuild, that was unable to protect Mahomes in the face of a fearsome pass rush.

The story of this game was a rebuilt Kansas City offensive line that was unable to protect Mahomes in the face of ... a Tennessee Titans pass rush. Which apparently is a thing.

A year after managing a dismal 19 sacks in a 16-game season, the Titans have 17 in seven games. Harold Landry had one Sunday, bringing him to 7 1/2 in a contract year. Free-agent signee Denico Autry had two Sunday, bringing him to 3 1/2. Free-agent signee Bud Dupree had his first Sunday, with a strip, a welcome sight for him and his new team after a season full of fits and starts on his surgically repaired right knee.

That helped the Titans fulfill their defensive plan, which Dupree described this way: "Don't let Mahomes be Mahomes."

"I mean, obviously, (after) kind of the lack of pass rush we had last year," Byard said, "to see those guys go hunting, just hunting, obviously it's a great feeling."

It was still stunning to see Mahomes, Tyreek Hill and Travis Kelce not bag some bucks of their own. The Chiefs had 67 yards of offense and no points at halftime. Take away the meaningless final two drives of the game, one led by backup Chad Henne after a Jeffery Simmons knee caught Mahomes in the head, and Kansas City managed 179 yards.

The NFL's No. 2 passing offense entering the game (308.5 yards per

game) got 206 from Mahomes, with a long of 25, against a secondary missing four of its top seven defensive backs and three of its top five corners. Top corner Kristian Fulton (hamstring) is on injured reserve. First-round pick Caleb Farley (knee) is lost for the season. Corner Chris Jackson (ankle) couldn't go. Starting safety Amani Hooker (groin) was added to the injury report Friday and couldn't go.

So Cruikshank started and had eight tackles, same as emerging rookie corner Elijah Molden. Greg Mabin was signed off the Arizona Cardinals practice squad during the week, started and had no discernible gaffes. Janoris Jenkins was solid. Matthias Farley chipped in at safety and recovered the fumble caused by Byard. Evans recovered a fumble and had a diving pick off a tip by fellow linebacker David Long Jr., all part of a spectacular day for a defense that would have been doing well — according to outside conventional wisdom — to keep the Chiefs under 30 points.

“You're embarrassed. You got spanked pretty good,” Mahomes said of his reaction to the unforeseen meltdown. For all the Chiefs' struggles with inconsistency and turnovers this season, they still came in averaging 30.8 points per game.

“It was huge, man, it was a lot of fun,” Tannehill said of watching the defense, the type of quote that wasn't uttered once in 2020. “I was loving watching those guys play. You know, they're flying around. Seeing Harold bend on the edge, Bud's on the other side, they're meeting at the QB. (Long) is flying around, making tackles all over the place. Secondary's covering. They have a lot of firepower on the other side, and we covered them and made it hard on them today.”

What Tannehill's side of the ball did to a subpar defense was much easier to see coming. Offensive coordinator Todd Downing scripted a touchdown drive on an opening possession that was mostly hurry-up. Tannehill (21-for-27, 270 yards,

one touchdown, one interception) took advantage of a box so stacked to stop Henry that it was more like a crate.

Brown, fresh off a multiday battle with food poisoning, had eight catches for 133 yards and a touchdown. The Titans scored on their first five possessions and played kill the clock in the second half.

Kendall Lamm, filling in for starting left tackle Taylor Lewan (concussion), sprained an ankle. So Hart — signed off the Bills' practice squad during the week — came in and did fine. Rookie second-round pick Dillon Radunz had to fill in at left and right guard with Rodger Saffold and Nate Davis hobbling in and out. He did fine. Julio Jones had two catches for 38 yards but was held out late, as his strange hamstring (or whatever) saga continued. The Titans were fine.

They might be better than that. If the injuries ever stop coming in waves like tacklers coming at Henry, they might have a chance to be as good as anyone in the AFC.

(Titans fan shakes head slowly and raises index finger to mouth.)

###

TITANS START FAST, SIMPLY DOMINATE MAHOMES, CHIEFS 27-3

**BY TERESA M. WALKER
ASSOCIATED PRESS
OCTOBER 24, 2021**

NASHVILLE, Tenn. (AP) — The Tennessee Titans wanted to start games faster and score more points early.

They did just that against the Kansas City Chiefs.

The Titans scored on their first five possessions and led 27-0 at halftime on their way to routing the Chiefs on Sunday.

Ryan Tannehill threw for 270 yards and a touchdown, and he also ran for a score as the Titans won for the fifth time in six games.

“We wanted to get going early and score points early,” Tannehill said of a team with only 20 points scored in the first quarter this season. “So we were able to do that, and hopefully we can keep it going.”

The Titans (5-2) also won their second game in six days over teams that played for the AFC championship in January.

They edged Buffalo 34-31 on Monday night and followed that by simply dominating the two-time defending AFC champs as Tennessee kept scoring.

“It was a great win for everybody,” Titans coach Mike Vrabel said. “Great job. The guys stepped up.”

The Chiefs (3-4) have lost two of three and dropped to 1-4 in the AFC this season. They also were held to their fewest points since a 38-3 loss to Denver on Dec. 30, 2012.

“They made more plays than what we did, particularly on the first few series there,” Chiefs coach Andy Reid said. “I’ve seen our guys do it and make the plays. We’re just not doing it right now.”

This was the first time Patrick Mahomes had trailed by 27 at halftime and the third-largest halftime deficit for the Chiefs since 1991. It was the worst since the Chiefs trailed Pittsburgh 29-0 at the half on Oct. 2, 2016, and only the eighth time in franchise history that Kansas City had trailed by 27 or more at the half.

The Titans forced three turnovers — two by Mahomes — that they turned into 10 points. Denico Autry had two of the Titans’ four sacks.

Mahomes was slow to get up after taking a knee to his head on the fourth sack by Autry. He went to the medical tent and didn’t return with Chad Henne replacing him late. He finished with 206 yards passing and 35 yards rushing.

Reid said Mahomes cleared the concussion protocols and will play Nov. 1 against the Giants. But Reid chose not to put Mahomes back in for the Chiefs’ final drive. Mahomes said he felt fine.

“You get hit pretty hard, sometimes you just want to lay there,” Mahomes said. “Plus it was fourth down. ... It was a disappointing day and disappointing way it ended.”

Kansas City won the toss and deferred. The Titans didn’t look back despite three-time Pro Bowl left tackle Taylor Lewan sitting out with a concussion.

The Titans went up-tempo early with Tannehill spreading the ball around to 2020 Pro Bowl wide receiver A.J. Brown and seven-time Pro Bowl wide receiver Julio Jones. Derrick Henry, the NFL’s rushing leader, finished the drive out of the wildcat, throwing a 5-yard pass to tight end MyCole Pruitt for the 7-0 lead.

After a sack by Bud Dupree ended the Chiefs’ first possession, Tannehill drove the Titans 97 yards on the ensuing drive, highlighted by a 46-yard throw to Brown initially ruled an incompleteness. Vrabel won his challenge, and Tannehill

finished the drive with a 24-yard TD pass to Brown.

After linebacker Rashaan Evans’ interception, Tannehill ran for a 2-yard TD and a 24-0 lead. Randy Bullock added his second field goal off Mahomes’ fumble for the 27-0 lead.

MAHOMES’ TURNOVERS

Mahomes has been intercepted in six straight games, the longest stretch of his career. He had 11 interceptions combined over 2019 and 2020 and has nine this season. His fumble with 1:46 left in the first half was his second this season, giving him 11 turnovers for the season.

That’s the most Mahomes has ever had in a single season even counting the playoffs. He had only nine in 17 games in 2019 and 10 in 18 games in 2020. The Chiefs now have 17 turnovers — one more than all of last season.

RARE COMPANY

Henry’s TD pass made him the second NFL player in the Super Bowl era to run for at least 10 TDs and throw a TD pass in his team’s first seven games. LaDainian Tomlinson was the first in 2005.

“It was definitely cool,” Henry said of his TD toss.

The running back’s first career TD pass came in a divisional playoff win over Baltimore in January 2020.

Henry did snap a five-game stretch of 100-yard rushing games. He finished with 86 yards on 29 carries.

BROWN’S PERFORMANCE

Brown had his first 100-yard receiving game this season all by halftime. The 2020 Pro Bowl receiver caught six passes for 101 yards and a TD and finished with eight catches for 133 yards. He shared on social media Thursday that he was still struggling with the effects of food poisoning last weekend.

INJURIES

Titans left guard Roger Saffold hurt a thigh muscle in the first half but returned. Kendall Lamm, who started in Lewan's place, hurt an ankle in the first half and didn't return. He was replaced by Bobby Hart, signed Wednesday off Buffalo's practice squad.

Reid said Chiefs defensive end Chris Jones strained a groin muscle, and safety Tyrann Mathieu hurt his ribs.

UP NEXT

Chiefs host the New York Giants in prime time on Nov. 1.

Titans start two-game road swing at Indianapolis next Sunday.

###

DEFENSE BATTERS, BEFUDDLES MAHOMES

**BY JOHN GLENNON
SI.COM
OCTOBER 24, 2021**

NASHVILLE – After the last play of his long Sunday afternoon, Patrick Mahomes lay on the Nissan Stadium turf, looking up into the blue autumn sky.

Only seconds earlier, the Kansas City Chiefs quarterback had taken yet another shot, wrapped up around the legs by defensive lineman Denico Autry and accidentally kned in the helmet by defensive tackle Jeffery Simmons as he fell to the ground.

Wham, bam.

Mahomes eventually walked off the field under his own power, not so much hurt as – like the rest of his team – simply defeated. Half the fourth quarter remained at that point, but the Chiefs already were licking their wounds with the end of a 27-3 defeat, during which they were manhandled by a nasty Titans defense, not far off.

“I have full memory of the play,” Mahomes said after the contest. “You get hit pretty hard, sometimes you just want to lay there, and plus it was fourth down. I knew the game was at the end there, so it was a disappointing day and a disappointing way to end it.”

It was 21 months that these teams met in the AFC Championship, when the Chiefs earned a trip to the Super Bowl by scoring 28 straight points in a 35-24 victory. One of the last images of that frigid playoff contest was Mahomes dropping back in the pocket and waiting ... and waiting ... and waiting ... for a receiver to spring free of coverage. He seemed to have an eternity to throw the ball on most occasions, which is why he eventually carved the Titans, completing 23-of-35 passes for 294 yards and three touchdowns, posting a quarterback rating of 120.4.

Even when the Titans got after Mahomes in that contest, he found ways to remain productive, running eight times for 53 yards – a total that included a game-changing 27-yard touchdown scamper in the closing seconds of the first half.

Fast forward to Sunday, when Mahomes and his big guns – like Tyreek Hill, Travis Kelce and Mecole Hardman -- had to be salivating at the prospect of facing a Titans secondary that was without starting safety Amani Hooker, starting cornerback Kristian Fulton, and back-up cornerbacks Caleb Farley and Chris Jackson.

It didn't take long for the Titans to knock the spit out of him.

That happened on Kansas City's first possession when edge rusher Bud Dupree burst through the protection, threw Mahomes to the ground on third-and-seven and forcing a Chiefs punt from midfield. It was the first sack in a Titans uniform for Dupree, who signed a five-year, \$82 million contract during the offseason.

Still recovering from the torn ACL, he suffered last December with Pittsburgh, Dupree has played in just four games this season. Even this past week, he managed one full practice. But he looked more impactful against the Chiefs than he had in any of his previous contests.

“Each week I feel like I am getting better and better,” Dupree said. “I just have to continue to get better in my strengthening each week. Trust the process, trust what the trainers are doing with me, don't get too frustrated, and just know it is a marathon and not a sprint.”

A few possessions later – after a Rashaan Evans interception led to a Ryan Tannehill touchdown and a 24-0 Tennessee advantage – the Titans hounded Mahomes once more. He broke free of pressure and scrambled up the middle, only to be chased down by safety Kevin Byard, who purposefully hammered the football loose. Matthias Farley's recovery set up a field goal that gave

the Titans – incredibly – a 27-0 halftime advantage.

“All the time I was running (toward Mahomes), I was seeing bad, poor ball security,” Byard said. “So, I was thinking I could get close enough to try and hammer it out. And honestly it is something I work on weekly, and finally an opportunity to hammer the ball out, make a play for the team.”

Just when the Chiefs looked like they might be trying to creep back into the contest, driving to the Tennessee 29-yard line late in the third quarter, the Titans' ruthless pressure struck again. This time it was Autry dumping Mahomes for a 10-yard loss on third-and-11, forcing Kansas City to attempt a 57-yard field goal that missed.

For good measure, edge rusher Harold Landry dumped Mahomes on the Chiefs' first fourth-quarter possession, helping stall another Kansas City drive.

“I feel like the back end was covering awesome and I feel like we were rushing relentlessly,” Landry said. “That was one of the keys of the game for us on defense was to rush relentless. Everyone just did their part and it worked out.”

Landry recorded his fifth sack in the last three games, which gives him 7.5 through seven contests. He was hardly a one-man show, though, as the defense's four sacks overall were a season high. The Titans hit Mahomes nine times, led by Ola Adeniyi's three.

Credit a makeshift secondary – that included starting cornerback Greg Mabin, freshly signed off Arizona's practice squad last week – for forcing Mahomes to hold the ball longer than he wanted on occasion. But the reverse was true as well. The Titans' ability to consistently get after Mahomes – who'd only been sacked 10 times in his first six games – helped a mixed bag of defensive backs.

Hard as it might be to believe – or maybe it's not – the Titans' 17 sacks

in seven games are just two shy of the paltry 19 they totaled all last season.

###

“It’s incredible,” Byard said. “When I am back there playing deep, I am watching those (defensive-line stunts), watching (Autry, Landry and Simmons) and all those boys make plays,” Byard said. “It’s a great feeling. It’s the type of stuff you love to watch. I mean, obviously, you know, kind of the lack of pass rush we had last year ... to see those guys go hunting, just hunting, obviously it’s a great feeling.”

When it was all over, the Mahomes-led offense – which entered the game second in overall yardage and fifth in scoring average – had taken it on the chin time and time again.

The Titans not only sacked Mahomes four times and forced the two turnovers, but they limited him to 20 completions in 35 attempts for 206 yards. His 62.3 rating was the lowest of his career.

The performance also marked the first time the Chiefs had been held without a touchdown since Mahomes took over as starter in 2018 and the first since Andy Reid became head coach in 2013. The last time the Chiefs hadn’t reached the end zone was Dec. 30, 2012, when Brady Quinn was quarterbacking the team.

“It is definitely an awesome accomplishment,” Landry said. “Mahomes is a great quarterback, and they are a great team. We are definitely going to celebrate this one tonight and then move on.”

Tennessee’s defense capped its day with just seconds left in the contest, when Matthias Farley caused a fumble that Evans recovered at the Tennessee 4-yard line.

On one sideline, the Titans roared in celebration, thrilled to keep the Chiefs out of the end zone for 60 minutes. On the other, a helmet-free Mahomes watched in dejection, looking more than a bit dazed and confused.

BIG FIRST HALF PROPELS TITANS PAST CHIEFS

**BY TERRY MCCORMICK
TITAN INSIDER
OCTOBER 24, 2021**

It was about as precise a first-half as the Tennessee Titans could have hoped for, putting up 27 points and shutting out the powerful Kansas City Chiefs on their way to a 27-3 victory.

The win puts the Titans at 5-2 overall heading into next week's road trip to Indianapolis where the AFC South rival Colts away.

Tennessee scored on every possession in the first half, not so much with the rushing of Derrick Henry, which has been the bread-and-butter of the offense, but with the passing of Ryan Tannehill, who was 16 of 20 for 216 yards and a score in the first half.

“The way we started, we got some stops and got some turnovers and took advantage,” Coach Mike Vrabel said of the win.

Tannehill and the Titans offense sent a message of what kind of day it was going to be on the first two plays of the game, going first to A.J. Brown and then to Julio Jones. The Titans capped the eight-play, 75-yard march on the opening drive not with Tannehill's passing, but with Henry, tossing a 5-yard TD to MyCole Pruitt out of the wildcat formation.

“It was definitely cool. We were able to execute it and get into the end zone. Pru made a good catch and I was able to get it over the top so he could catch it for the touchdown,” Henry said.

The Titans forced a punt and got the football back, and quickly found the end zone again, with Tannehill hitting Brown in the corner of the end zone for a 24-yard touchdown pass and a 14-0 edge. Brown had a huge game receiving, catching eight balls for 133 yards and the first-quarter score.

“We knew coming out that with a high-powered offense on the other side, we wanted to get going early, and score points early. We were able to do that. Hopefully, we can keep it going,” Tannehill said of the Titans' fast start.

Tennessee never looked back, adding a Randy Bullock 34-yard field goal following a Rashaan Evans interception off a pass deflected by David Long to go up 17-0.

The Titans weren't finished, piecing together another touchdown drive that Tannehill finished off with a 2-yard run around right end to push the lead to 24-0.

Tennessee had one more score, this a 51-yard field goal by Bullock with three seconds left in the first half. That was made possible by Kevin Byard's strip of Patrick Mahomes on a scramble that was recovered by Matthias Farley.

It completed a shocking first half that the Chiefs were never able to recover from.

“I think we did really well in all three phases today,” Brown said. “The defense stepped up big time. They stopped them a lot. They've got some really good players over there, and to hold them to three tells you everything you need to know.”

Tennessee's offense didn't do much in the second half, but it didn't need to as, the defense allowed only a field goal to the normally potent Kansas City offense. The Titans sacked Mahomes four times, and he left the game in the fourth quarter after Jeffery Simmons hit him and snapped his neck back on a sack by Denico Autry. After that, the Chiefs took no more chances with their star QB, giving way to Chad Henne in mop-up duty. Mahomes finished the way 20 of 35 for 206 yards and one interception but was under duress a good part of the game from the Titans energized defense.

“It feels great. Probably since I've been here, it's the most complete win we've had from start to finish –

offense, defense and special teams just clicking on all cylinders,” Byard said. “

Tannehill finished the day 21 of 27 for 270 yards with one TD pass and one interception. Henry churned out 86 yards on 29 rushes, in addition to his 5-yard touchdown pass on the opening drive.

###

TENNESSEE TITANS SEND MESSAGE TO REST OF NFL WITH LATEST SIGNATURE VICTORY

**BY BEN ARTHUR
THE TENNESSEAN
OCTOBER 24, 2021**

Humiliation in the opener.

A slow start in Seattle.

Turnovers against Indianapolis.

Losing to the Jets – the Jets – in overtime.

Tackling and run defense issues against the lowly Jaguars.

Inconsistency plagued the Tennessee Titans early this season. It's why they weren't looking like the championship-caliber team they were hyped up to be in the summer.

A playoff team, yes — the AFC South is one of football's worst divisions, after all — but not comparable to the NFL's best teams. Still a rung below the AFC's elite, a chasm the Titans have tried to close the past couple of years.

But now, after consecutive signature wins, the Titans are looking like one of the league's scariest teams.

"There is not a team in this league that we don't feel we can't beat on any given Sunday," safety Kevin Byard said.

The Titans routed the Chiefs 27-3 on Sunday afternoon at Nissan Stadium. The offense was humming, scoring all 27 points in the first half. The defense held the Chiefs' offense, a juggernaut the last few years with quarterback Patrick Mahomes, to no touchdowns and forced three turnovers. The Titans (5-2) kept the Chiefs (3-4), who've had ball protection issues this season, to the fewest points in the Mahomes era.

"Probably since I have been here, the most complete win we have had from start to finish," Byard said.

"Offense, defense, special teams just clicking on all cylinders."

What happened Sunday, though, wasn't just Tennessee getting revenge on the team that sent it packing in the 2019 AFC title game.

It was about the dominance in which it did so – just six days after topping the Buffalo Bills, an early season favorite to win the Super Bowl, in a primetime thriller on "Monday Night Football."

In two weeks, the Titans have taken down two of the AFC's top teams.

"Since I've been on this team, we've always had a chip on our shoulder," defensive back Dane Cruikshank said. "I feel like we have not always been respected in this league, and we're trying to earn that respect, game by game. ... We just continue to go out there every Sunday or Monday or whatever it is, and just try to prove to everyone that we're here, and we're here to stay."

One of the impressive aspects of Tennessee's victory Sunday: a relentless pass rush.

A Titans defense that last year tied the record for fewest sacks for a playoff team in NFL history had a transcendent quarterback and his pass blockers scrambling. Mahomes was sacked a season-high four times. Tennessee had nine quarterback hits overall. Outside linebacker Bud Dupree and defensive lineman Denico Autry, the team's marquee free-agent signings, combined for three sacks. Harold Landry also had a sack, giving him five in the last three games and 7.5 for the season. His impressive start to the season in his contract year continued.

The Titans' ability to get pressure has been strong in recent weeks, but Sunday marked a peak with Dupree, who has been frustrated with his slow start as he recovered from offseason knee surgery. He posted his first sack as a Titan against Kansas City, and it came early in the game. A tone-setter of sorts.

The play of Tennessee's defensive front masked any deficiencies in the secondary. The team played Sunday without four of its top defensive backs: safety Amani Hooker (inactive), and cornerbacks Kristian Fulton (Injured Reserve), Caleb Farley (IR) and Chris Jackson (inactive).

In the last two games, the Titans held the Chiefs and Bills to a combined 2-for-8 in the red zone.

Tennessee's defense has risen to the challenge against elite offenses.

"When I am back there playing deep, I am watching those games, watching Nico (Denico Autry), Harold (Landry), and Jeff (Jeffery Simmons) and all those boys make plays," Byard said. "It's a great feeling. It's the type of stuff you love to watch. I mean, obviously, you know, kind of the lack of pass rush we had last year, to see those guys go hunting, just hunting, obviously it's a great feeling."

But this turnaround for the Titans goes beyond the improved play up front. On offense, the Titans are getting healthy and finding a rhythm that had been absent early on.

The Ryan Tannehill-A.J. Brown connection was electric Sunday, picking up where it left in the second half against the Bills and carrying the Titans to a 27-0 halftime lead, their most decisive advantage at a break since 2016.

Brown, who already has battled a hamstring issue and food poisoning this season, had a season-high 133 receiving yards on eight catches. Tannehill completed a season-high 77.7% of his passes (21 of 27) for 270 yards and a touchdown with an interception. Derrick Henry (29 carries for 86 yards) didn't need to dominate, but he threw an early touchdown pass that got the offense rolling.

"We knew coming out that high-powered offense on the other side," Tannehill said, "we wanted to get going early and score points early."

The Titans have beaten two of the AFC's best teams in consecutive weeks. But they understand they are just seven games into a long season, and the same team that beat the Bills and Chiefs also lost to the Jets, albeit with Brown and Julio Jones sidelined.

"We didn't win the Super Bowl today," Brown said. "We're not going to get a big head about one win."

Tennessee, though, can play with anybody.

If the NFL's elite didn't know it before this past week, they certainly know it now.

"We are not trying to prove anyone wrong," Byard said. "We are trying to prove ourselves right because we know who we are in this building. We know we have the resiliency, just the confidence we play every single game with and that's what I told the guys at the end of the game. We are just going to keep handling our business."

###

SIX THINGS THAT STOOD OUT FOR THE TITANS IN WIN OVER CHIEFS

**BY JIM WYATT
TENNESSEE TITANS
OCTOBER 24, 2021**

NASHVILLE – The Titans beat the Chiefs 27-3 on Sunday at Nissan Stadium.

Here's a look at six things that stood out...

A Swarming Defense

We're going to get to the offense here shortly, because they helped set the tone in the game with a fast start. But perhaps the most encouraging thing that came out of Sunday's game was the play of the defense. Titans edge rusher Bud Dupree said the plan was simple against the Chiefs: "Don't let Mahomes be Mahomes," Dupree said of Chiefs QB Patrick Mahomes. "That was the whole game plan. He's a stud of a player, the best in the league at what he does. We (had) to control him." The Titans made Mahomes look pretty average on Sunday while sacking him four times and forcing him to turn the ball over twice. Several players had standout performances, and we're going to get to some of those guys in here as well. But as a whole, the defense shut the Chiefs out in the first half, and they held the Chiefs to just a field goal for the contest. "We just know what we are capable of on the defensive side of the ball," Titans OLB Harold Landry said. "We just have so much belief and confidence that we are capable of what we put out there. Just have to keep doing what we are doing."

Impact Players on Defense

Big defensive lineman Denico Autry was a disruptive presence all day. Autry tallied two sacks, four quarterback hits and two tackles for a loss, in addition to three tackles. "The No.1 key this week was to put pressure on the quarterback," Autry said. "That's what we went out in practice this week to work on." But

Autry was hardly the lone playmaker. Titans safety Kevin Byard continues to make plays – he punched the ball out when Mahomes scrambled, resulting in a fumble, and a turnover. Rashaan Evans picked off a pass after fellow linebacker David Long Jr. deflected it, and he also recovered a fumble late. Safety Dane Cruikshank, who started in place of Amani Hooker, led the team with eight tackles, while Long was everywhere. Dupree and Landry also recorded sacks.

Get Up and Go Offense

Titans quarterback Ryan Tannehill came out firing, completing his first 11 passes as the offense raced to an early lead. It was a continuation of Tannehill's finish to the Bills game. In fact, his second quarter incompleteness on Sunday ended a streak of 21 consecutive completions. Everything was clicking early for the Titans. Tannehill, who completed 21-of-27 passes for 270 yards and a touchdown in the game, threw a touchdown pass to A.J. Brown, and he also ran for another. But on this day, when running back Derrick Henry's streak of 100-yard games ended at five as he was held to 86 yards, Henry threw a touchdown pass to tight end MyCole Pruitt. It was that kind of day, as the Titans built a 27-0 lead and never looked back. "We got in the end one, and guys made plays," Henry said. "That's all you can ask for."

A.J. Brown

Brown, slowed the past week with a miserable bout of food poisoning, made the Chiefs sick on Sunday. Brown made a diving catch on a 46-yard completion to jumpstart one drive, and he finished that drive off with a 24-yard score. Brown was targeted nine times by Tannehill on Sunday, and he caught eight of those passes for 133 yards and the score. In back-to-back weeks, Brown has stepped up big for the Titans, and he's part of the reason this offense is now finding its stride. "For me, personally, I was just trying to make a play each and every time the ball

came to me," Brown said. "(But) I tell myself I haven't done anything. I've got to keep getting better, got to keep working. I'm on to the next."

Offensive Line

Taylor Lewan, out with a concussion, was replaced in the starting lineup by back-up Kendall Lamm, and when Lamm left the game injured, Bobby Hart stepped in to play left tackle. Hart, by the way, just joined the team this week. In game, Rodger Saffold and Nate Davis both left with injuries, forcing guys like Dillon Radunz and Corey Levin into the mix. The Titans didn't skip a beat, however, as Tannehill was sacked just once, and the unit kept the train rolling. "We held the Chiefs to three points too, so everybody -- it was a great win for everybody," Titans coach Mike Vrabel said when asked about the offensive line. "Great job. The guys stepped up. Everybody did their job. Some guys can't go, next guy goes in."

Confident, But Careful

After a Week 4 loss to the Jets, everyone wanted to talk about how terrible this Titans team looked. My how the tables have turned. The Titans surprised a lot of folks across the country with an upset win over the Bills on Monday night, and they did it again by knocking the defending AFC champions with ease here on Sunday. With a 5-2 mark, the Titans will undoubtedly hear this week about how they're now AFC darlings, and true contenders. It was clear after the game players didn't want to hear any of this talk. "The league is going to do its thing," Brown said. "They are going to say, 'Look out for the Titans. They beat the Chiefs. They beat the Bills.' But, I mean, for us, it's week to week. It's a week-to-week league and it's tough. We've got to come in and we've got to go work every week. ... It's a week-to-week league and we're going to try to stay focused and worry about next week against the Colts."

###

TENNESSEE TITANS WE'VE LONG EXPECTED HAVE ARRIVED, AND THEY MEAN BUSINESS

*BY GENTRY ESTES
THE TENNESSEAN
OCTOBER 24, 2021*

Prior to Sunday afternoon's fireworks, Tennessee Titans safety Kevin Byard gathered defensive teammates on the field. "We're not here to prove nobody wrong," he told them. "We're here to prove ourselves right today."

As far as pregame pep talks go, this from Byard was a bit of a thinker.

In the context of his team, though, it made perfect sense. The Titans really are specialists at proving everyone wrong. They do it often, as recently as Monday night against the Buffalo Bills.

But what puzzles you about the Titans — and has for some time — has been their inability to take such a stirring victory and sustain it. Beating the Bills made a statement, but following it up by beating the two-time AFC champion Kansas City Chiefs six days later would make a larger one.

It would validate the Titans — widely written off as a pretender after a couple of early losses — as a legit contender. Just as they believed they were all along.

Even they, however, couldn't have expected the extent of what happened Sunday.

A 27-3 whipping of the Chiefs at Nissan Stadium was one of those rare NFL afternoons in which everything seemed to go right — for two quarters, at least — while everything for the opponent went wrong.

"Since I've been here," Byard said, "the most complete win that we've had start to finish."

The lead was 27-0 at halftime — and it could have been more. The

Chiefs couldn't do much of anything, and that included stopping the Titans, who scored on all five possessions before halftime while the Chiefs punted twice, threw an interception and lost a fumble.

The Chiefs' defense was overmatched. Their offensive line couldn't block the Titans' defensive front. This was a rout, stunningly so.

I can't claim to know what happened to the Chiefs.

I do know what happened to the Titans, though.

They got their best players healthy.

That's the difference between the Titans who lost to the New York Jets and the ones who jumped all over the Chiefs. Many of the big plays in Sunday's first quarter came from Titans players — A.J. Brown, Bud Dupree, Julio Jones — who weren't active against the Jets.

The lesson is it takes only a few untimely injuries to the wrong players to turn one of the best teams in a conference into one of the worst.

If you've been in Nashville, you've probably noticed the "TENNESSEE TOUGH" billboards the Titans put up before the season. The two billboards feature five players each, and of those 10 Titans stars who were profiled, six have missed at least one game already this season because of injury: Brown, Jones, Dupree, offensive tackle Taylor Lewan, linebacker Jayon Brown and punter Brett Kern.

(Henry, Byard, defensive lineman Jeffery Simmons and quarterback Ryan Tannehill were the four billboard Titans who've stayed healthy, for those curious)

It's not as if the Titans' injuries stopped Sunday. Basically, their entire offensive line is banged up, though you couldn't tell because the Chiefs' defense was a mess.

Offensive coordinator Todd Downing had been grilled this past

week about game scripts after having to punt on the opening possession in five of the Titans' first six games.

But in Week 7, he had a full assortment of healthy skill players. And here's who touched the ball other than Tannehill on the opening drive Sunday: Brown, Jones and Henry (a whole lot) until his TD toss to tight end MyCole Pruitt.

Downing's script put the ball in the hands of his best players. It helped that each was on the field.

Meanwhile, the Titans' secondary was ailing and turned to defensive backs like Greg Mabin and Matthias Farley on Sunday against Patrick Mahomes and company.

On paper, it should have been a mismatch, but it wasn't because the Chiefs couldn't protect their quarterback. The Titans had four sacks, and it felt like more. Mahomes wasn't able to finish the game.

Last year, the Titans' pass rush wasn't good enough to exploit a suspect O-line. This season's pass rush does that. Big difference, and of course, it helped that Dupree was on the field. He had his first sack for the Titans and forced a Mahomes fumble.

Byard forced a Mahomes fumble, too.

Kern, back from injury, even booted his first punt out of bounds at the Chiefs' 3-yard line.

Just one of those days for a Titans team that genuinely expected to be among the AFC's best this season.

"We feel like we can beat any team in this league," Byard said. "No disrespect to media, the world, anybody around, we're not trying to prove anybody wrong. We're trying to prove ourselves right, because we know who we are in this building. We know what we've got. ...

"We want to dominate. That's the kind of mentality and the standard

that we need to have. We put it on tape, so now we've got to prove it every single week."

###

AGAINST CHIEFS, TITANS WON THE WAY THEY WANTED TO

**BY PAUL KUHARSKY
PAULKUHRSKY.COM
OCTOBER 24, 2021**

NASHVILLE, Tenn. – That bad road loss to the Jets felt like years ago after the Titans stacked a smothering, 27-3 win over Kansas City on top of their Monday night victory over the Bills.

At 5-2, Tennessee can claim to be as good as anybody in the AFC.

No one owns as impressive a pair... of wins as those two -- except perhaps the Chargers, who are on a bye this week but rattled off a trio of wins at Kansas City, against Oakland and against Cleveland before getting stomped at Baltimore.

"It feels great," Kevin Byard said. "Probably since I've been here, the most complete win that we've had from start to finish: Offense, defense, special teams just clicking on all cylinders."

"The league is going to do its thing," A.J. Brown said. "They are going to say, 'Look out for the Titans. They beat the Chiefs. They beat the Bills.' But, I mean, for us, it's week to week. It's a week-to-week league and it's tough. We've got to come in and we've got to go work every week."

On a day with a terribly depleted defensive backfield that could have made them badly susceptible to Patrick Mahomes, the Titans made it a non-factor. Tennessee was without four of its top seven defensive backs – Kristian Fulton, Amani Hooker, Caleb Farley and Chris Jackson.

Greg Mabin, a former member of the team signed off Arizona's practice squad on Wednesday, played every snap on defense, hopscotching Breon Borders, who played none.

The Titans jumped out to a big lead with the sort of early success we'd not seen all season and rushed Patrick Mahomes effectively all game preventing him from getting into any groove with Tyreek Hill and Travis Kelce, his two top weapons.

They combined for two catches for 11 yards in the first half, after which the game was 27-0, and six for 64 through three quarters.

The three points were the lowest scoreboard output by the Chiefs since 2012, a year before the Andy Reid era began.

"Just defensively as a whole, it was a beautiful site to see, seeing everybody out there make plays," said Rashaan Evans, who accounted for one of three takeaways with a sprawling interception of a pass deflected by David Long.

"Whenever you see something like that, it is just contagious. I figure that if we keep this kind of energy up, take it into the next game, continue to do the things that we are doing now, great outcomes are going to come all the time."

Mahomes rarely had time to scan the field. Denico Autry sacked him twice with Harold Landry and Bud Dupree each getting him once.

There were an additional nine hits. When Mahomes rolled out the coverage was solid. His improvisation was not of the usual quality. And the typically damaging runs were relatively painless, as he took off six times for 35 yards, not looking nearly as quick and decisive as usual.

He said he pressed too much and didn't let things develop after the Chiefs fell behind.

The feeling in the locker room after the loss?

"You're embarrassed," Mahomes said. "You got spanked pretty good. You were coming in here trying to build off the momentum of the week

before (a win at Washington) and we didn't do that."

The deep shots and magical plays that have made him the league's top attraction didn't show up.

In the third quarter, moving to his left he lofted off a pretty pass a bit to the inside for Byron Pringle over Dane Cruikshank for 23 yards. He also had passes of 25 and 24. He overthrew Pringle on the deepest attempt I can remember, up the right side early in the fourth quarter.

Tannehill was the quarterback with more to show.

He was sacked once despite losing his replacement left tackle, Kendall Lamm, to an ankle injury in the second quarter and finishing with newcomer Bobby Hart. Rodger Saffold left the game twice and returned, with Dillion Radunz filling in, and Nate Davis also had to leave the game for a time.

Tannehill completed 72 percent of his passes and was especially accurate early. He had a solid second half with A.J. Brown against the Bills and grew on that with eight connections on nine attempts for 133 yards and a beautiful, spinning score.

Brown allowed that the win meant something for the team, but wouldn't allow that his stat line means anything for him after a slow-starting season hampered by a hamstring issue and, in the last week, a bad bout with food poisoning.

"It means nothing," he said. "I tell myself I haven't done anything. I've got to keep getting better, got to keep working. I'm on to the next."

The passing work did not make Derrick Henry production mandatory, so a mortal 86 yards on 29 attempts with a Wildcat passing touchdown to MyCole Pruitt from 5-yards out was fine.

In a span of seven days, the Titans knocked off two talented AFC foes

and went 2-0 in what looks to be their most difficult month.

If they can sustain this play in the second half of what looked like a potentially deadly stretch, they could emerge in a fantastic position.

Trips to Indianapolis at Los Angeles to play the Rams await.

Can they enough of the sort of football Ben Jones described from the dominant win over the Chiefs?

“We played our best ball,” he said. “That first half was what Titans’ football is all about. We played well on defense, well on offense, and in the second half, the defense wouldn’t let them get in the end zone. We ground it out and took up a lot of clock in the second half, and we won the way we wanted to.”

###



TENNESSEE
TITANS

UPDATED BIOS



92 ^{OLA} ADENIYI

OUTSIDE LINEBACKER • 6'1" • 248 LBS • COLLEGE: TOLEDO
ACQUIRED: FREE AGENT - 2021 • NFL EXPERIENCE (NFL/TITANS): 4/1
HOMETOWN: FORT BEND COUNTY, TEXAS
GAMES PLAYED/GAMES STARTED: 39/1 (PLAYOFFS: 1/0)

PRO: Ola Adeniyi is an outside linebacker that has excelled on special teams coverage units during his NFL career. The 6-foot-1-inch, 248-pounder joined the Titans as a free agent in 2021 after spending his first three seasons with the Pittsburgh Steelers organization. Adeniyi, a former rookie free agent, will look to make his biggest impact as a core member of the Titans' special teams units, as well as provide veteran depth in the linebacking corps.

CAREER HIGHLIGHTS:

• In 2020, Adeniyi appeared in 15 games for the Steelers and tallied career-highs with 16 tackles and eight special teams stops.

TITANS TIDBITS:

• Adeniyi was born in Lagos, Nigeria. His mother wanted the best possible life for her family so she moved Ola and his brother, Olamide, to Dallas, Texas when he was eight years old. He was raised in Fort Bend County, Texas.
• His full name Olasunkanmi means "my wealth is coming."

CAREER TRANSACTIONS:

• The Lagos, Nigeria, native was originally signed by the Pittsburgh Steelers as a rookie free agent on April 28, 2018.
• Signed by the Titans as a free agent on March 23, 2021.

SEASON RECAPS:

2021 (7/0 - Tennessee): Tied for third on the team with 2.5 sacks. Leads the team with seven special teams tackles. Has led the team in sacks once in 2021 (vs. IND). Has led or tied for the team lead in special teams tackles four times in 2021 (vs. ARI, at SEA, at NYJ, vs. BUF). Registered his first career sack at Seattle (9/19/21).
• Against Arizona (9/12), made his Titans debut and led the team with two special teams tackles. Registered a quarterback pressure on defense.
• At Seattle (9/19), played as a reserve at outside linebacker and posted his first career sack. Led the team with two special teams stops. Dropped Russell Wilson for a 12-yard sack at the Seattle one-yard line in overtime.
• Against Indianapolis (9/26), saw significant action as a reserve at outside linebacker and tallied career-highs with four tackles and a team-high 1.5 sacks. Dropped Carson Wentz for a six-yard sack late in the second quarter. Combined with Harold Landry III to sack Wentz for a 10-yard loss on third-and-10 late in the third quarter.
• At N.Y. Jets (10/3), played as a reserve at outside linebacker and on special teams. Notched a tackle and a quarterback pressure on defense and a stop on special teams.
• At Jacksonville (10/10), saw action as a reserve at outside linebacker and on special teams. Compiled two quarterback pressures and a special teams tackle on coverage units.
• Against Buffalo (10/18), played as a reserve at outside linebacker and on special teams. Registered a tackle and a quarterback pressure on defense and a special teams stop on coverage units.
• Against Kansas City (10/24), saw action as a reserve at outside linebacker and collected three quarterback pressures.

2020 (15/1, 1/0 - Pittsburgh): Saw action in 15 games with a start at outside linebacker. Posted a career-best 16 tackles on defense and a career-high eight special teams tackles on coverage units. Was inactive for one game. Played in his first career postseason contest and registered a stop on defense.
• Against Cincinnati (11/15), forced a Bengals' fumble on Pittsburgh's opening punt of the game that was recovered by the Steelers at the

Bengals 32-yard line, setting up a field goal for Chris Boswell.

• At Cleveland (1/3), made his first career start at outside linebacker and collected a tackle.

2019 (16/0 - Pittsburgh): Saw action as a reserve in all 16 games, playing mostly on special teams. Registered six tackles and forced two fumbles on special teams coverage units. Posted two stops on defense.

• Against Indianapolis (11/3), forced a fumble on special teams that was recovered by Johnny Holton.

• At Cincinnati (11/24), notched a forced fumble on special teams and two special teams tackles.

2018 (1/0 - Pittsburgh): Saw action as a reserve in one contest and registered one tackle as a rookie. Was placed on the injured reserve/designated for return list on Sept. 3. Activated from injured reserve/designated for return on Dec. 1. Was inactive for the final four regular season games.

• Against L.A. Chargers (12/2), made his NFL debut as a reserve outside linebacker and collected a tackle.

COLLEGE:

• Saw action in 34 games with 25 starts at Toledo (2015-17) and totaled 118 tackles, 28 tackles for loss, 12.5 sacks, three forced fumbles, a fumble recovery and a pass defended in his career.

• As a junior (2017), named second team All-MAC after leading the team and finishing third in MAC with 20 tackles for loss and registering a team-high 8.5 sacks. Finished the year with 66 tackles which tied for fourth on the team. Led the team in tackles in three games and had at least one tackle for loss in all but one game.

• As a sophomore (2016), started 12 games at "Leo" defensive end where he registered 49 tackles, second-most among team's down linemen. Ranked third on the squad with four sacks and tied for third on team with eight tackles for loss.

• As a redshirt freshman (2015), played in seven games as a reserve and recorded three tackles.

• As a freshman (2014), redshirted.

• Majored in marketing at Toledo.

PERSONAL:

• Attended George Bush (Fort Bend County, Texas) High School.

• As a senior (2013), played linebacker and recorded 76 tackles, 18 tackles for loss and five sacks.

• Has a brother, Olamide.

• His full name is pronounced OH-la-suhn-KAHN-mee ah-DAY-nee.

• Follow Adeniyi on Twitter and Instagram at @Love_Ola_9.

• Born Olasunkanmi Adeniyi on Sept. 12, 1997 in Lagos, Nigeria.

OLA ADENIYI'S TITANS GAME-BY-GAME

2021 Tennessee Titans

Date	Opp	W/L	P/S	Tot	Solo	Asst	Sk	- Yds	QBP	TFL	Int	- Yds	-TD	PD	FF	FR	- Yds	SpT	
Sept 12	Ari	L	p	0	0	0	0.0	0.0	1	0	0	0	0	0	0	0	0	0	2
Sept 19	@ Sea	W	p	1	1	0	1.0	12.0	0	1	0	0	0	0	0	0	0	0	2
Sept 26	Ind	W	p	4	2	2	1.5	11.0	0	1	0	0	0	0	0	0	0	0	0
Oct 3	@ NYJ	L	p	1	1	0	0.0	0.0	1	0	0	0	0	0	0	0	0	0	1
Oct 10	@ Jax	W	p	0	0	0	0.0	0.0	2	0	0	0	0	0	0	0	0	0	1
Oct 18	Buf	W	p	1	1	0	0.0	0.0	1	0	0	0	0	0	0	0	0	0	1
Oct 24	KC	W	p	0	0	0	0.0	0.0	3	0	0	0	0	0	0	0	0	0	0
Oct 31	@ Ind																		
Nov 7	@ LAR																		
Nov 14	NO																		
Nov 21	Hou																		

Nov 28	@ NE																			
Dec 12	Jax																			
Dec 19	@ Pit																			
Dec 23	SF																			
Jan 2	Mia																			
Jan 9	@ Hou																			
Totals				5-2	7/0	7	5	2	2.5	23.0	8	2	0	0	0	0	0	0	0	7

OLA ADENIYI'S NFL STATISTICS

REGULAR SEASON

Year	Team	GP	GS	TACKLES						INTERCEPTIONS					FUMBLES					
				Tot	Solo	Asst	Sk	Yds	QBP	TFL	No	Yds	Lg	TD	PD	FF	FR	Yds	SpT	
2018	Pittsburgh	1	0	1	0	1	0.0	0.0	0	0	0	0	0	0	0	0	0	0	0	0
2019	Pittsburgh	16	0	2	1	1	0.0	0.0	0	0	0	0	0	0	0	0	0	0	0	6
2020	Pittsburgh	15	1	16	11	5	0.0	0.0	0	1	0	0	0	0	0	0	0	0	0	8
2021	Tennessee	7	0	7	5	2	2.5	23.0	8	2	0	0	0	0	0	0	0	0	0	7
NFL Totals		39	1	26	17	9	2.5	23.0	8	3	0	0	0	0	0	0	0	1	0	21

PLAYOFFS

Year	Team	GP	GS	TACKLES						INTERCEPTIONS					FUMBLES					
				Tot	Solo	Asst	Sk	Yds	QBP	TFL	No	Yds	Lg	TD	PD	FF	FR	Yds	SpT	
2020	Pittsburgh	1	0	1	1	0	0.0	0.0	0	0	0	0	0	0	1	0	0	0	0	1
NFL Totals		1	0	1	1	0	0.0	0.0	0	0	0	0	0	0	1	0	0	0	0	1

Single-Game Highs

Tackles - **4 vs. Indianapolis (9/26/21)**
 Sacks - **1.5 vs. Indianapolis (9/26/21)**
 Tackles For Loss - **1 (Three times, last vs. Indianapolis 9/26/21)**

Playoff Single-Game Highs

Tackles - 1 vs. Cleveland (1/10/21)
 Passes Defensed - 1 vs. Cleveland (1/10/21)
 Special Teams Tackles - 1 vs. Cleveland (1/10/21)

Additional Statistics

Special Teams Forced Fumbles - 2 (2019), 1 (2020)



96 DENICO AUTRY

DEFENSIVE LINEMAN • 6'5" • 285 LBS • COLLEGE: MISSISSIPPI STATE
ACQUIRED: UNRESTRICTED FREE AGENT (IND) - 2021
NFL EXPERIENCE (NFL/TITANS): 8/1 • HOMETOWN: ALBEMARLE, N.C.
GAMES PLAYED/GAMES STARTED: 103/61 (PLAYOFFS: 4/3)

PRO: Seeking a physical and disruptive defensive lineman, the Titans signed Denico Autry as an unrestricted free agent from the rival Indianapolis Colts early in the 2021 offseason. The 6-foot-5-inch, 285-pounder amassed 216 tackles, 30.5 sacks and 50 tackles for loss in his first seven NFL campaigns (2014-20) with the Oakland Raiders and Colts. Autry, a former rookie free agent, offers an impressive combination of size, athleticism and power on the defensive front and also excels on special teams where he has recorded eight career blocked kicks.

CAREER HIGHLIGHTS:

- In 2020, Autry collected 7.5 sacks, nine tackles for loss and 10 quarterback hits in 14 games with the Colts.
- In his first campaign with the Colts in 2018, Autry led the squad with a career-best nine sacks to go along with 13 tackles for loss, two forced fumbles and a fumble recovery.
- In 2015, Autry led the NFL with three blocked kicks on special teams, posting the most blocks in a season by a single player since 2011. He has eight career blocked kicks (five extra point attempts, two field goals and one punt).

TITANS TIDBITS:

- Coming out of Albemarle (N.C.) High School, Autry did not have the collegiate opportunities he initially desired and attended East Mississippi Community College (EMCC). The football program has been featured in a popular Netflix documentary series titled, Last Chance U, which focuses on players' last chance to prove themselves to Division I programs. Autry played for EMCC from 2010-11 and helped the Lions to a 12-0 season and an NJCAA national championship title while being named an NJCAA Football All-America first-team selection his sophomore year. Following his career at EMCC, Autry signed with Mississippi State amid offers from Alabama, Auburn, Florida, Florida State, Ole Miss, Southern California and Texas among others.
- Denico's brother, Lee, played defensive line at EMCC before transferring to Mississippi State as well. He signed with the Chicago Bears as a rookie free agent in 2020 and also spent time with the Los Angeles Chargers and Las Vegas Raiders during his rookie campaign.

CAREER TRANSACTIONS:

- The Albemarle, N.C., native was originally signed by the Oakland Raiders as a rookie free agent on May 20, 2014.
- Waived by the Raiders on Aug. 30, 2014 and signed to the team's practice squad two days later.
- Signed by the Raiders to their active roster from the team's practice squad on Oct. 25, 2014.
- Signed by the Indianapolis Colts as an unrestricted free agent on March 15, 2018.
- Signed by the Titans as an unrestricted free agent on March 19, 2021.

SEASON RECAPS:

2021 (7/5 - Tennessee): Tied for the team lead with 24 quarterback pressures. Ranks second on the squad with 3.5 sacks. Has led the team in sacks twice in 2021 (at SEA, vs. KC). Has led or tied for the team lead in quarterback pressures three times in 2021 (vs. IND, vs. BUF, vs. KC). Has tied for the team lead in passes defended once in 2021 (vs. BUF).

- Against Arizona (9/12), made his Titans debut as a reserve at defensive end and collected a tackle and a quarterback pressure.
- At Seattle (9/19), played as a reserve at defensive end and posted three tackles, including 1.5 sacks and two quarterback pressures. Sacked Russell Wilson for a four-yard loss early in the second stanza. Halted a

Seahawks' drive by combining with Jeffery Simmons for a seven-yard sack of Wilson on third-and-14 in the second quarter.

- Against Indianapolis (9/26), started at defensive end and tallied a team-high five quarterback pressures.
- At N.Y. Jets (10/3), started on the defensive front in his 100th career game and notched three tackles, including two stops for loss and five quarterback pressures. Stuffed Michael Carter for a two-yard loss on a rush off right tackle in the third quarter. Forced the Jets to settle for a field goal in overtime by stonewalling Zach Wilson for a three-yard loss on a bootleg run on third-and-goal from the one-yard line.
- At Jacksonville (10/10), started on the defensive front and compiled a tackle with a quarterback pressure.
- Against Buffalo (10/18), started at defensive end and tied for the team lead with six quarterback pressures and a pass defended. Disrupted a Josh Allen pass that was then intercepted by Kevin Byard in the second quarter.
- Against Kansas City (10/24), started at defensive end and collected three tackles, including a team-high two sacks and four quarterback pressures. Dropped Patrick Mahomes for a 10-yard sack on third-and-11, forcing a 57-yard field goal that was no good late in the third quarter. Sacked Mahomes for an eight-yard loss on fourth-and-18 midway through the fourth quarter.

2020 (14/13, 1/1 - Indianapolis): Appeared in 14 games with 13 starts and recorded 33 tackles, 7.5 sacks, nine tackles for loss and 10 quarterback hits. Spent two games on the reserve/COVID-19 list. Started the lone postseason contest and registered four tackles, including 1.5 sacks, two quarterback hits and a forced fumble.

- At Jacksonville (9/13), recorded two sacks of Gardner Minshew on opening day. It was his first multi-sack game since Week 2 of 2019 at Tennessee.
- At Detroit (11/1), tallied two sacks of Matthew Stafford in the victory.
- Against Baltimore (11/8), recorded two tackles including a sack of Lamar Jackson.
- At Tennessee (11/12), collected four tackles, including a 10-yard sack of Ryan Tannehill. It was his third consecutive game with a sack.
- Against Houston (12/20), accumulated four tackles, including 1.5 sacks.
- At Buffalo (1/9), started and tallied four tackles, 1.5 sacks and a forced fumble.

2019 (14/14 - Indianapolis): Started all 14 games he appeared in and tallied 32 tackles, 3.5 sacks, four tackles for loss, four passes defended and a forced fumble. Was inactive for the final two games of the season.

- At Tennessee (9/15), posted four solo tackles, two sacks of Marcus Mariota and a forced fumble.
- Against Tennessee (12/1), collected a season-best six tackles with a sack and two quarterback hits.

2018 (12/11, 2/2 - Indianapolis): Played in 12 games with 11 starts and notched 37 tackles, a career-high and team-leading nine sacks, 13 tackles for loss, two forced fumbles, a fumble recovery, a pass defended, a blocked extra point and a blocked field goal. Was inactive for four contests. Started two postseason games and had four tackles, a sack and two tackles for loss.

- Against Houston (9/30), posted a season-best nine tackles with two sacks, two more tackles for loss and two quarterback hits.
- Against Tennessee (11/18), collected a seven-yard sack of Marcus Mariota late in the second quarter.
- At Jacksonville (12/2), registered seven tackles, including a career-best

three sacks for losses of 18 yards, four quarterback hits and two forced fumbles.

- At Houston (12/9), notched four tackles, including two sacks in the victory.
- Against Dallas (12/16), recorded a sack in the third consecutive game by dropping Dak Prescott for a 10-yard loss late in the fourth quarter. Blocked a 48-yard field goal attempt by Brett Maher early in the first quarter.
- At Kansas City (1/12), posted four tackles, including a five-yard sack of Patrick Mahomes on fourth-and-five in the third quarter.

2017 (16/3 - Oakland): Played in all 16 games with three starts and totaled 35 tackles. Set then career-highs with five sacks and seven passes defended.

- Against N.Y. Jets (9/17), contributed three tackles, a half sack and a pass defended. Split a sack with Mario Edwards Jr., bringing down Josh McCown for a four-yard loss in the third quarter.
- Against Kansas City (10/19), tallied two tackles and a half sack in the victory. Teamed with Khalil Mack to take down Alex Smith late in the fourth quarter, forcing a punt and getting the ball back to the Raiders' offense to drive down the field for the game-winning score.
- Against Denver (11/26), posted one of the most productive games of his career, tallying three tackles and a career-high two sacks. Brought down Paxton Lynch for a nine-yard loss in the second quarter to force a punt. Dropped Lynch again in the third quarter for an eight-yard loss to force a punt.
- Against N.Y. Giants (12/3), tallied three tackles, a sack and a pass defended in the victory. Brought down Geno Smith for a three-yard loss in the fourth quarter to force a field goal attempt.
- At Kansas City (12/10), made his first start of the season and tallied two passes defended.
- At Philadelphia (12/25), posted his fifth sack of the season, dropping Nick Foles for a 16-yard loss in the fourth quarter.
- At L.A. Chargers (12/31), blocked an extra point attempt by Nick Rose in the second quarter.

2016 (16/7, 1/0 - Oakland): Saw playing time in all 16 games for the first time in his career and totaled 37 tackles, while adding 2.5 sacks, three passes defended and the first two fumble recoveries of his career.

- At Tennessee (9/25), teamed with Shilique Calhoun to take down Marcus Mariota for a two-yard sack.
- At Baltimore (10/2), tallied three assisted tackles and registered his first career fumble recovery following a Bruce Irvin sack-fumble of Joe Flacco in the fourth quarter.
- Against Carolina (11/27), tied a then career best with five tackles. Blocked a PAT attempt in the third quarter, his fourth career blocked kick.
- Against Buffalo (12/4), racked up two tackles and his first full sack of the season. His sack came during the fourth quarter on the Bills' last-chance drive.
- At Kansas City (12/8), notched two tackles and one fumble recovery in his fourth start of the year. Pounced on a loose ball after Khalil Mack's strip-sack of Alex Smith.
- At San Diego (12/18), notched his second sack in three games by taking Philip Rivers down for an eight-yard loss.
- At Houston (1/7), played in his first career postseason contest, recording three tackles and a pass defended.

2015 (14/8 - Oakland): Played in 14 games with eight starts, including starting the final seven games of the season. Totaled 29 tackles with three sacks and four passes defended. Led the NFL with three blocked kicks on special teams, posting the most blocks in a season by a single player since 2011.

- At Cleveland (9/27), batted down a pass at the line of scrimmage on Cleveland's final drive of the game for his first career pass defended.
- At Chicago (10/4), blocked a first quarter PAT attempt on special teams. Also posted three tackles.
- Against N.Y. Jets (11/1), posted a then career-high five tackles and recorded his first career sack.
- At Detroit (11/22), started at defensive end and notched his second sack of the season.
- At Tennessee (11/29), tipped a Marcus Mariota pass on the game's first play from scrimmage. Blocked his second PAT attempt of the season in the first quarter.
- Against Green Bay (12/20), credited with three tackles. Blocked his third kick of the season, deflecting a 49-yard field goal attempt by Mason Crosby in the fourth quarter.
- Against San Diego (12/24), recorded his first career safety with a sack of

Philip Rivers. Also credited with three tackles and a pass defended.

2014 (10/0 - Oakland): Saw action in 10 games as a rookie and notched 13 tackles, three tackles for loss and two special teams stops. Spent first six games on the practice squad before being signed to the active roster on Oct. 25.

- At Cleveland (10/26), made his NFL debut, seeing significant action on defense and notched two tackles.
- At Seattle (11/2), came free up the middle on a third-quarter punt, blocking a Jon Ryan effort that was recovered in the end zone by Brice Butler for a Raiders touchdown. Added a tackle on kickoff coverage.
- Against Denver (11/9), recorded a personal-best two solo tackles.

COLLEGE:

- Played in 26 games with 23 starts for Mississippi State and finished his two-year Bulldogs career with 73 total tackles, 16 tackles for loss, six sacks and three forced fumbles. Spent his first two collegiate seasons at East Mississippi Community College where he was an NJCAA All-American and national champion.
- As a senior (2013), started all 13 games for the Bulldogs. Finished second on the team with 6.5 tackles for loss. Collected 31 tackles, two sacks and eight quarterback hurries.
- As a junior (2012), signed with Mississippi State and played in all 13 games with 10 starts. Tallied 42 tackles, 9.5 tackles for loss, four sacks, two forced fumbles and an interception. Came on strong in the final four games of the season, totaling four tackles for loss, two sacks, two forced fumbles, three quarterback hurries, one interception and a pass breakup.
- Attended East Mississippi Community College during his first two collegiate seasons (2010-2011) and collected 141 total tackles, 16.5 sacks and 24 tackles for loss.
- As a sophomore (2011), helped lead Lions to 12-0 record, state championship and NJCAA national title. Named 2011 NJCAA Football All-America first team after posting 81 tackles with 13 tackles for loss, 11 sacks and 41 quarterback hurries. Also credited with four pass breakups and a pair of forced fumbles.

PERSONAL:

- Attended Albemarle (N.C.) High School, where he was a standout two-way player at defensive end and tight end.
- As a senior, led Albemarle to a 12-2 record and totaled 142 tackles, nine sacks, five forced fumbles and four fumble recoveries.
- Named the All-SNAP Defensive Player of the Year, as well as the Rocky River Conference Defensive Player of the Year. Played in the NCAA East-West All-Star game.
- Born Denico Autry on July 15, 1990 in Albemarle, N.C.

DENICO AUTRY'S GAME-BY-GAME

2014 Oakland Raiders

Date	Opp	W/L	P/S	Tot Solo Asst	Sk - Yds	QBP	TFL	Int - Yds -TD	PD	FF	FR - Yds	SpT
Sept 7	@ NYJ	L	PS									
Sept 14	Hou	L	PS									
Sept 21	@ NE	L	PS									
Sept 28	Mia	L	PS									
Oct 12	SD	L	PS									
Oct 19	Ari	L	PS									
Oct 26	@ Cle	L	p	2 1 1	0.0 0.0	0	0 0	0 0 0 0	0	0	0 0	0 NA
Nov 2	@ Sea	L	p	0 0 0	0.0 0.0	0	0 0	0 0 0 0	0	0	0 0	0 NA
Nov 9	Den	L	p	2 2 0	0.0 0.0	1	0 0	0 0 0 0	0	0	0 0	0 NA
Nov 16	@ SD	L	p	2 1 1	0.0 0.0	0	1 0	0 0 0 0	0	0	0 0	0 NA
Nov 20	KC	W	p	2 1 1	0.0 0.0	0	0 0	0 0 0 0	0	0	0 0	0 NA
Nov 30	@ StL	L	p	1 1 0	0.0 0.0	0	1 0	0 0 0 0	0	0	0 0	0 NA
Dec 7	SF	W	p	0 0 0	0.0 0.0	0	0 0	0 0 0 0	0	0	0 0	0 NA
Dec 14	@ KC	L	p	1 0 1	0.0 0.0	0	0 0	0 0 0 0	0	0	0 0	0 NA
Dec 21	Buf	W	p	1 1 0	0.0 0.0	0	0 0	0 0 0 0	0	0	0 0	0 NA
Dec 28	@ Den	L	p	2 1 1	0.0 0.0	0	1 0	0 0 0 0	0	0	0 0	0 NA
Totals		3-13	10/0	13 8 5	0.0 0.0	1	3 0	0 0 0 0	0	0	0 0	0 2

2015 Oakland Raiders

Date	Opp	W/L	P/S	Tot Solo Asst	Sk - Yds	QBP	TFL	Int - Yds -TD	PD	FF	FR - Yds	SpT
Sept 13	Cin	L	p	1 0 1	0.0 0.0	0	0 0	0 0 0 0	0	0	0 0	0 0
Sept 20	Bal	W	p	4 3 1	0.0 0.0	0	0 0	0 0 0 0	0	0	0 0	0 0
Sept 27	@ Cle	W	p	1 1 0	0.0 0.0	1	1 0	0 0 1 0	0	0	0 0	0 0
Oct 4	@ Chi	L	p	3 2 1	0.0 0.0	1	0 0	0 0 0 0	0	0	0 0	0 0
Oct 11	Den	L	IA									
Oct 25	@ SD	W	IA									
Nov 1	NYJ	W	p	5 3 2	1.0 3.0	2	2 0	0 0 0 0	0	0	0 0	0 0
Nov 8	@ Pit	L	S	0 0 0	0.0 0.0	0	0 0	0 0 0 0	0	0	0 0	0 0
Nov 15	Min	L	p	2 2 0	0.0 0.0	0	0 0	0 0 0 0	0	0	0 0	0 0
Nov 22	@ Det	L	S	3 3 0	1.0 8.0	1	1 0	0 0 0 0	0	0	0 0	0 0
Nov 29	@ Ten	W	S	0 0 0	0.0 0.0	0	0 0	0 0 1 0	0	0	0 0	0 0
Dec 6	KC	L	S	2 0 2	0.0 0.0	0	0 0	0 0 0 0	0	0	0 0	0 0
Dec 13	@ Den	W	S	1 1 0	0.0 0.0	1	1 0	0 0 1 0	0	0	0 0	0 0
Dec 20	GB	L	S	3 1 2	0.0 0.0	0	0 0	0 0 0 0	0	0	0 0	0 0
Dec 24	SD	W	S	3 2 1	1.0 6.0	1	1 0	0 0 1 0	0	0	0 0	0 0
Jan 3	@ KC	L	S	1 1 0	0.0 0.0	0	0 0	0 0 0 0	0	0	0 0	0 0
Totals		7-9	14/8	29 19 10	3.0 17.0	7	6 0	0 0 4 0	0	0	0 0	0 0

2016 Oakland Raiders

Date	Opp	W/L	P/S	Tot Solo Asst	Sk - Yds	QBP	TFL	Int - Yds -TD	PD	FF	FR - Yds	SpT
Sept 11	@ NO	W	p	4 2 2	0.0 0.0	0	0 0	0 0 0 0	0	0	0 0	0 0
Sept 18	Atl	L	p	1 0 1	0.0 0.0	0	0 0	0 0 0 0	0	0	0 0	0 0
Sept 25	@ Ten	W	p	2 0 2	0.5 1.0	1	0 0	0 0 0 0	0	0	0 0	0 0
Oct 2	@ Bal	W	p	3 0 3	0.0 0.0	0	0 0	0 0 0 0	1	0	0 0	0 0
Oct 9	SD	W	p	0 0 0	0.0 0.0	0	0 0	0 0 0 0	0	0	0 0	0 0
Oct 16	KC	L	p	4 4 0	0.0 0.0	0	0 0	0 0 0 0	0	0	0 0	0 0
Oct 23	@ Jax	W	p	1 1 0	0.0 0.0	0	0 0	0 0 1 0	0	0	0 0	0 0
Oct 30	@ TB	W	S	3 3 0	0.0 0.0	0	0 0	0 0 0 0	0	0	0 0	0 0
Nov 6	Den	W	S	4 3 1	0.0 0.0	1	0 0	0 0 1 0	0	0	0 0	0 0
Nov 21	Hou	W	p	2 0 2	0.0 0.0	0	2 0	0 0 1 0	0	0	0 0	0 0
Nov 27	Car	W	p	5 2 3	0.0 0.0	0	0 0	0 0 0 0	0	0	0 0	0 0
Dec 4	Buf	W	S	2 2 0	0.0 0.0	1	0 0	0 0 0 0	0	0	0 0	0 0
Dec 8	@ KC	L	S	1 1 0	0.0 0.0	0	0 0	0 0 0 1	0	0	0 0	0 0
Dec 18	@ SD	W	S	1 1 0	1.0 8.0	1	2 0	0 0 0 0	0	0	0 0	0 0
Dec 24	Ind	W	S	0 0 0	0.0 0.0	0	0 0	0 0 0 0	0	0	0 0	0 0
Jan 1	@ Den	L	S	4 3 1	0.0 0.0	0	2 0	0 0 0 0	0	0	0 0	0 0
Totals		12-4	16/7	37 22 15	2.5 9.0	4	6 0	0 0 3 0	2	0	0 0	0 0

Playoffs

Jan 7	@ Hou	L	p	3 2 1	0.0 0.0	0	2 0	0 0 1 0	0	0	0 0	0 0
Totals		0-1	1/0	3 2 1	0.0 0.0	0	2 0	0 0 1 0	0	0	0 0	0 0

2017 Oakland Raiders

Date	Opp	W/L	P/S	Tot Solo Asst	Sk - Yds	QBP	TFL	Int - Yds -TD	PD	FF	FR - Yds	SpT
Sept 10	@ Ten	W	p	0 0 0	0.0 0.0	0	0 0	0 0 0 0	0	0	0 0	0 0
Sept 17	NYJ	W	p	3 2 1	0.5 2.0	1	0 0	0 0 1 0	0	0	0 0	0 0
Sept 24	@ Was	L	p	3 2 1	0.0 0.0	0	1 0	0 0 0 0	0	0	0 0	0 0
Oct 1	@ Den	L	p	3 2 1	0.0 0.0	1	0 0	0 0 0 0	0	0	0 0	0 0
Oct 8	Bal	L	p	2 2 0	0.0 0.0	1	0 0	0 0 1 0	0	0	0 0	0 0
Oct 15	LAC	L	p	3 3 0	0.0 0.0	0	0 0	0 0 1 0	0	0	0 0	0 0
Oct 19	KC	W	p	2 2 0	0.5 5.5	1	0 0	0 0 0 0	0	0	0 0	0 0
Oct 29	@ Buf	L	p	1 0 1	0.0 0.0	0	0 0	0 0 0 0	0	0	0 0	0 0
Nov 5	@ Mia	W	p	4 2 2	0.0 0.0	0	1 0	0 0 1 0	0	0	0 0	0 0
Nov 19	NE	L	p	1 1 0	0.0 0.0	0	1 0	0 0 0 0	0	0	0 0	0 0
Nov 26	Den	W	p	3 3 0	2.0 17.0	2	2 0	0 0 0 0	0	0	0 0	0 0
Dec 3	NYG	W	p	3 2 1	1.0 3.0	1	1 0	0 0 1 0	0	0	0 0	0 0
Dec 10	@ KC	L	S	0 0 0	0.0 0.0	0	0 0	0 0 2 0	0	0	0 0	0 0
Dec 17	Dal	L	p	3 1 2	0.0 0.0	0	0 0	0 0 0 0	0	0	0 0	0 0
Dec 25	@ Phi	L	S	1 1 0	1.0 16.0	2	1 0	0 0 0 0	0	0	0 0	0 0
Dec 31	@ LAC	L	S	3 2 1	0.0 0.0	0	2 0	0 0 0 0	0	0	0 0	0 0
Totals		6-10	16/3	35 25 10	5.0 43.5	9	9 0	0 0 7 0	0	0	0 0	0 0

2018 Indianapolis Colts

Date	Opp	W/L	P/S	Tot Solo Asst	Sk - Yds	QBP	TFL	Int - Yds -TD	PD	FF	FR - Yds	SpT
Sept 9	Cin	L	S	1 1 0	0.0 0.0	0	0 0	0 0 0 0	0	0	0 0	0 0
Sept 16	@ Was	W	IA									
Sept 23	@ Phi	L	IA									
Sept 30	Hou	L	S	9 7 2	2.0 5.0	2	4 0	0 0 0 0	0	0	0 0	0 0
Oct 4	@ NE	L	S	3 1 2	0.0 0.0	0	1 0	0 0 0 0	0	0	0 0	0 0
Oct 14	@ NYJ	L	IA									
Oct 21	Buf	W	IA									
Oct 28	@ Oak	W	S	2 1 1	0.0 0.0	0	0 0	0 0 0 0	0	0	0 0	0 0
Nov 11	Jax	W	S	2 2 0	0.0 0.0	0	0 0	0 0 0 0	0	0	0 0	0 0
Nov 18	Ten	W	S	2 2 0	1.0 7.0	1	1 0	0 0 0 0	0	0	0 0	0 0
Nov 25	Mia	W	S	3 2 1	0.0 0.0	1	0 0	0 0 0 0	0	0	1 0	0 0
Dec 2	@ Jax	L	S	7 6 1	3.0 18.0	4	3 0	0 0 0 2	0	0	0 0	0 0
Dec 9	@ Hou	W	S	4 3 1	2.0 18.0	2	2 0	0 0 0 0	0	0	0 0	0 0
Dec 16	Dal	W	S	1 1 0	1.0 10.0	1	0 0	0 0 0 0	0	0	0 0	0 0
Dec 23	NYG	W	S	2 1 1	0.0 0.0	0	1 0	0 0 0 0	0	0	0 0	0 0
Dec 30	@ Ten	W	S	1 1 0	0.0 0.0	0	0 0	0 0 1 0	0	0	0 0	0 0
Totals		10-6	12/11	37 28 9	9.0 58.0	11	13 0	0 0 1 2	1	2	1 0	0 0

Playoffs

Jan 5	@ Hou	W	S	0 0 0	0.0 0.0	0	0 0	0 0 0 0	0	0	0 0	0 0
Jan 12	@ KC	L	S	4 2 2	1.0 5.0	3	2 0	0 0 0 0	0	0	0 0	0 0
Totals		1-1	2/2	4 2 2	1.0 5.0	3	2 0	0 0 0 0	0	0	0 0	0 0

2019 Indianapolis Colts

Date	Opp	W/L	P/S	Tot Solo Asst	Sk - Yds	QBP	TFL	Int - Yds -TD	PD	FF	FR - Yds	SpT
Sept 8	@ LAC	L	S	4 2 2	0.5 3.0	1	0 0	0 0 0 0	0	0	0 0	0 0
Sept 15	@ Ten	W	S	4 4 0	2.0 20.0	2	2 0	0 0 0 1	0	0	0 0	0 0
Sept 22	Atl	W	S	2 1 1	0.0 0.0	0	0 0	0 0 0 0	0	0	0 0	0 0
Sept 29	Oak	L	S	1 1 0	0.0 0.0	1	0 0	0 0 0 0	1	0	0 0	0 0
Oct 6	@ KC	W	S	2 1 1	0.0 0.0	1	0 0	0 0 0 0	0	0	0 0	0 0
Oct 20	Hou	W	S	1 0 1	0.0 0.0	1	0 0	0 0 1 0	0	0	0 0	0 0
Oct 27	Den	W	S	3 3 0	0.0 0.0	1	0 0	0 0 0 0	0	0	0 0	0 0
Nov 3	@ Pit	L	S	0 0 0	0.0 0.0	0	0 0	0 0 0 0	0	0	0 0	0 0
Nov 10	Mia	L	S	1 0 1	0.0 0.0	1	0 0	0 0 2 0	0	0	0 0	0 0
Nov 17	Jax	W	S	0 0 0	0.0 0.0	1	0 0	0 0 0 0	0	0	0 0	0 0
Nov 21	@ Hou	L	S	3 1 2	0.0 0.0	0	1 0	0 0 0 0	0	0	0 0	0 0
Dec 1	Ten	L	S	6 4 2	1.0 5.5	2	0 0	0 0 0 0	0	0	0 0	0 0
Dec 8	@ TB	L	S	4 2 2	0.0 0.0	0	0 0	0 0 0 0	0	0	0 0	0 0
Dec 16	@ NO	L	S									

DENICO AUTRY'S GAME-BY-GAME CONT.

2021 Tennessee Titans

Date	Opp	W/L	P/S	Tot	Solo	Asst	Sk	- Yds	QBP	TFL	Int	- Yds	-TD	PD	FF	FR	- Yds	SpT	
Sept 12	Ari	L	p	1	1	0	0.0	0.0	1	0	0	0	0	0	0	0	0	0	0
Sept 19	@ Sea	W	p	3	2	1	1.5	7.5	2	1	0	0	0	0	0	0	0	0	0
Sept 26	Ind	W	S	0	0	0	0.0	0.0	5	0	0	0	0	0	0	0	0	0	0
Oct 3	@ NYJ	L	S	3	3	0	0.0	0.0	5	2	0	0	0	0	0	0	0	0	0
Oct 10	@ Jax	W	S	1	1	0	0.0	0.0	1	0	0	0	0	0	0	0	0	0	0
Oct 18	Buf	W	S	0	0	0	0.0	0.0	6	0	0	0	0	1	0	0	0	0	0
Oct 24	KC	W	S	3	3	0	2.0	18.0	4	2	0	0	0	0	0	0	0	0	0
Oct 31	@ Ind																		
Nov 7	@ LAR																		
Nov 14	NO																		
Nov 21	Hou																		

Nov 28 @ NE
 Dec 12 Jax
 Dec 19 @ Pit
 Dec 23 SF
 Jan 2 Mia
 Jan 9 @ Hou

Totals 5-2 7/5 11 10 1 3.5 25.5 24 5 0 0 0 1 0 0 0 0 0

DENICO AUTRY'S NFL STATISTICS

REGULAR SEASON

Year	Team	GP	GS	TACKLES						INTERCEPTIONS					FUMBLES				
				Tot	Solo	Asst	Sk	Yds	QBP	TFL	No	Yds	Lg	TD	PD	FF	FR	Yds	SpT
2014	Oakland	10	0	13	8	5	0.0	0.0	1	3	0	0	0	0	0	0	0	0	2
2015	Oakland	14	8	29	19	10	3.0	17.0	7	6	0	0	0	0	4	0	0	0	0
2016	Oakland	16	7	37	22	15	2.5	9.0	4	6	0	0	0	0	3	0	2	0	0
2017	Oakland	16	3	35	25	10	5.0	43.5	9	9	0	0	0	0	7	0	0	0	0
2018	Indianapolis	12	11	37	28	9	9.0	58.0	11	13	0	0	0	0	1	2	1	0	0
2019	Indianapolis	14	14	32	20	12	3.5	28.5	11	4	0	0	0	0	4	1	0	0	0
2020	Indianapolis	14	13	33	20	13	7.5	43.5	10	9	0	0	0	0	0	0	0	0	0
2021	Tennessee	7	5	11	10	1	3.5	25.5	24	5	0	0	0	0	1	0	0	0	0
NFL Totals		103	61	227	152	75	34.0	225.0	77	55	0	0	0	0	20	3	3	0	2

PLAYOFFS

Year	Team	GP	GS	TACKLES						INTERCEPTIONS					FUMBLES				
				Tot	Solo	Asst	Sk	Yds	QBP	TFL	No	Yds	Lg	TD	PD	FF	FR	Yds	SpT
2016	Oakland	1	0	3	2	1	0.0	0.0	0	2	0	0	0	0	1	0	0	0	0
2018	Indianapolis	2	2	4	2	2	1.0	5.0	3	2	0	0	0	0	0	0	0	0	0
2020	Indianapolis	1	1	4	2	2	1.5	20.5	2	1	0	0	0	0	0	1	0	0	0
NFL Totals		4	3	11	6	5	2.5	25.5	5	5	0	0	0	0	1	1	0	0	0

Single-Game Highs

Tackles - 9 vs. Houston (9/30/18)
 Sacks - 3 at Jacksonville (12/2/18)
 Forced Fumbles - 2 at Jacksonville (12/2/18)
 Fumble Recovery - 1 (Three times, last vs. Miami, 11/25/18)
 Pass Defensed - 2 (Twice, last vs. Miami, 11/10/19)
 Tackles for Loss - 4 vs. Houston (9/30/18)

Playoff Single-Game Highs

Tackles - 4 (Three times, last at Buffalo, 1/9/21)
 Sacks - 1.5 at Buffalo (1/9/21)
 Forced Fumbles - 1 at Buffalo (1/9/21)
 Passes Defensed - 1 at Houston (1/7/17)
 Tackles for Loss - 2 (Twice, last at Kansas City, 1/12/19)

Additional Career Statistics

Safety - 1 vs. San Diego (12/24/15)
 Blocked PAT - 2 (2015), 1 (2016), 1 (2017), 1 (2018)
 Blocked Field Goal - 1 (2015), 1 (2018)
 Blocked Punt - 1 (2014)



41 KHARI BLASINGAME

FULLBACK/RUNNING BACK • 6'0" • 233 LBS • COLLEGE: VANDERBILT
ACQUIRED: FREE AGENT - 2019 • NFL EXPERIENCE (NFL/TITANS): 3/3
HOMETOWN: NEW MARKET, ALA.
GAMES PLAYED/GAMES STARTED: 27/13 (PLAYOFFS: 4/2)

PRO: The Titans signed fullback/running back Khari Blasingame off the Minnesota Vikings' practice squad during the 2019 season to provide depth in the backfield and on special teams. Blasingame originally signed with the Vikings as a rookie free agent following the 2019 NFL Draft and spent the first 10 weeks of his rookie campaign on the club's practice squad. The 6-foot, 233-pounder appeared in 21 games with 10 starts for the Titans during his first two seasons (2019-20) with the team. He amassed 997 rushing yards and 15 rushing scores as well as 35 catches for 380 yards and two receiving touchdowns during his collegiate career at Vanderbilt.

CAREER HIGHLIGHTS:

• In 2020, Blasingame saw action a career-high 15 games with seven starts at fullback and helped Derrick Henry become the eighth player in NFL history to eclipse 2,000 rushing yards in a season.

TITANS TIDBITS:

- After his football career, Blasingame's goal is to become the CEO of a hospital or health care system. Once there, he wants to focus on improving health care outcomes for disadvantaged populations. He earned his undergraduate degree in medicine, health and society from Vanderbilt in 2017 and received his master's degree in education during the 2021 offseason, after playing his final collegiate season in 2018 as a graduate student.
- Blasingame enjoys playing the saxophone.
- Blasingame originally started his Vanderbilt career at linebacker before transitioning to running back as a sophomore in 2016.

CAREER TRANSACTIONS:

- The New Market, Ala., native was originally signed by the Minnesota Vikings as a rookie free agent on May 3, 2019.
- Waived by the Vikings on Aug. 31, 2019 and signed to the team's practice squad a day later.
- Signed by the Titans to their active roster from the Minnesota Vikings' practice squad on Nov. 13, 2019.

SEASON RECAPS:

2021 (6/3 - Tennessee): Has tied for the team lead in special teams tackles once in 2021 (vs. BUF).

- Against Arizona (9/12), played as a reserve at fullback and on special teams. Registered a special teams tackle on coverage units.
- At Seattle (9/19), started at fullback and helped open holes for Derrick Henry to rush for 182 yards.
- Against Indianapolis (9/26), was inactive.
- At N.Y. Jets (10/3), saw limited action as a reserve at fullback and on special teams.
- At Jacksonville (10/10), started at fullback and helped block for Derrick Henry to amass 130 yards on the ground with three rushing touchdowns.
- Against Buffalo (10/18), registered a special teams stop on coverage units.
- Against Kansas City (10/24), started at fullback.

2020 (15/7, 1/1 - Tennessee): Played in 15 games with seven starts at fullback and helped Derrick Henry become the eighth player in NFL history to eclipse 2,000 rushing yards in a season. Caught four passes for 39 yards out of the backfield and registered three special teams tackles on coverage units. Missed one contest on the reserve/COVID-19 list. Tied for the team lead in special teams tackles twice in 2020 (vs. IND, vs. CLE).

- At Denver (9/14), saw action as a reserve at fullback and snared one

catch for five yards.

- Against Houston (10/18), started at fullback and helped open holes for Titans' rushers to gain 263 yards on the ground, including 212 rushing yards by Derrick Henry.
- At Cincinnati (11/1), saw action as a reserve at fullback and snared a reception for five yards. Returned one kickoff for 11 yards.
- Against Indianapolis (11/12), started at fullback and snared one pass for 13 yards. Registered a special teams tackle on coverage units.
- At Indianapolis (11/29), started at fullback and blocked for Titans' rushers to gain 229 yards on 45 carries.
- At Jacksonville (12/13), saw action at fullback and helped open holes for Titans' rushers to gain 249 yards on the ground, including a 215-yard performance by Derrick Henry.
- Against Detroit (12/20), started at fullback and helped block for Titans' ball carriers to gain 195 yards and score three touchdowns on the ground.
- At Houston (1/3), played as a reserve at fullback and blocked for Derrick Henry to gain a franchise-record 250 rushing yards in the Titans' division-clinching victory and in the process become the eighth player in NFL history to eclipse 2,000 rushing yards in a season.

2019 (6/3, 3/1 - Tennessee): Saw action in six games with three starts at fullback during his rookie campaign. Caught four passes for 54 yards and collected two special teams tackles. Played in all three postseason contests with a start at fullback and notched two special teams tackles and a forced fumble on coverage units. Spent the first 10 weeks of the season on the Minnesota Vikings' practice squad before being signed by the Titans to their active roster on Nov. 13, 2019. Tied for the team lead in special teams tackles twice in 2019 (at IND, at NE). Made his first career start in his NFL debut against Jacksonville (11/24/19).

- Against Jacksonville (11/24), started at fullback in his NFL debut. Notched a special teams tackle on coverage units.
- At Indianapolis (12/1), played as a reserve at fullback and on special teams. Tied for the team lead with a special teams tackle on coverage units.
- At Oakland (12/8), saw action as a reserve at fullback and snared two receptions for 47 yards. Helped open holes for Titans' rushers to gain 161 yards on the ground. Set up the Titans' opening score with his first career catch, a 24-yard reception, in the first quarter. Got the Titans offense some breathing room with a 23-yard catch to the Tennessee 34-yard line in the third quarter.
- Against Houston (12/15), played as a reserve at fullback and caught one pass for no gain.
- Against New Orleans (12/22), started at fullback and helped the Titans amass 149 rushing yards on 26 carries.
- At Houston (12/29), started at fullback and caught one pass for seven yards. Helped open holes for Titans' rushers to gain 245 yards on the ground.
- At New England (1/4), started at fullback in his first career postseason game and blocked for Derrick Henry to amass 182 rushing yards. Tied for the team lead with a special teams tackle and a forced fumble on coverage units.
- At Baltimore (1/11), played as a reserve at fullback and helped open holes for Derrick Henry to collect a franchise postseason record 195 yards on the ground. Played as a reserve on special teams and collected a tackle on coverage units.

COLLEGE:

- Helped revitalize Vanderbilt's football program, advancing to Independence Bowl against N.C. State in 2016 and Texas Bowl against Baylor in 2018.

Capped his collegiate career with CoSIDA Academic All-District honors in 2017 and 2018 and SEC Academic Honor Roll recognition from 2015-17.

- As a graduate student (2018), played in all 13 games with two starts and rushed for 401 yards and five touchdowns on 96 attempts, while adding 25 receptions for 320 yards and a score.
- As a junior (2017), participated in 11 games with one start at running back. As the top reserve to Commodores all-time leading rusher Ralph Webb, produced 147 yards on 45 carries.
- As a sophomore (2016), after moving from linebacker to running back in spring drills, played in all 13 games at running back and on special team return units. Finished the season second on the squad with 449 rushing yards and 10 rushing touchdowns on 97 carries. Also registered four receptions.
- As a redshirt freshman (2015), played in 11 games, contributing at inside linebacker and on special teams.
- In 2014, did not see action as a true freshman.
- Earned an undergraduate degree in medicine, health and society from Vanderbilt in May 2017 and a Master's of Education from Vanderbilt's Peabody College in May 2021.

PERSONAL:

- Named second team All-State as a defensive back at Buckhorn (Huntsville, Ala.) High School.
- As a senior, posted 64 solo tackles and pair of interceptions as a safety. Also rushed for 966 yards and 10 touchdowns.
- Started at cornerback during junior and sophomore seasons.
- Played baseball and did sprints and jumps on the track and field squad at Buckhorn.
- Served as school ambassador and member of National Honor Society.
- Son of Stanley and Tara Blasingame and has an older sister, Camara.
- Born Khari Thomas Blasingame on July 1, 1996 in Huntsville, Ala.

KHARI BLASINGAME'S GAME-BY-GAME

2019 Tennessee Titans				RUSHING				RECEIVING					
Date	Opp	W/L	P/S	Att	Yds	Avg	Lg	TD	No	Yds	Avg	Lg	TD
Nov 24	Jax	W	S	0	0	-	0	0	0	0	-	0	0
Dec 1	@ Ind	W	p	0	0	-	0	0	0	0	-	0	0
Dec 8	@ Oak	W	p	0	0	-	0	0	2	47	23.5	24	0
Dec 15	Hou	L	p	0	0	-	0	0	1	0	0.0	0	0
Dec 22	NO	L	S	0	0	-	0	0	0	0	-	0	0
Dec 29	@ Hou	W	S	0	0	-	0	0	1	7	7.0	7	0
Totals		4-2	6/3	0	0	-	0	0	4	54	13.5	24	0
Playoffs													
Jan 4	@ NE	W	S	0	0	-	0	0	0	0	-	0	0
Jan 11	@ Bal	W	p	0	0	-	0	0	0	0	-	0	0
Jan 19	@ KC	L	p	0	0	-	0	0	0	0	-	0	0
Totals		2-1	3/1	0	0	-	0	0	0	0	-	0	0

2020 Tennessee Titans				RUSHING				RECEIVING					
Date	Opp	W/L	P/S	Att	Yds	Avg	Lg	TD	No	Yds	Avg	Lg	TD
Sept 14	@ Den	W	p	0	0	-	0	0	1	5	5.0	5	0
Sept 20	Jax	W	S	0	0	-	0	0	0	0	-	0	0
Sept 27	@ Min	W	p	0	0	-	0	0	0	0	-	0	0
Oct 13	Buf	W	R/C										
Oct 18	Hou	W	S	0	0	-	0	0	0	0	-	0	0
Oct 25	Pit	L	p	0	0	-	0	0	0	0	-	0	0
Nov 1	@ Cin	L	p	0	0	-	0	0	1	5	5.0	5	0
Nov 8	Chi	W	S	0	0	-	0	0	0	0	-	0	0
Nov 12	Ind	L	S	0	0	-	0	0	1	13	13.0	13	0
Nov 22	@ Bal	W	S	0	0	-	0	0	0	0	-	0	0
Nov 29	@ Ind	W	S	0	0	-	0	0	1	16	16.0	16	0
Dec 6	Cle	L	p	0	0	-	0	0	0	0	-	0	0
Dec 13	@ Jax	W	p	0	0	-	0	0	0	0	-	0	0
Dec 20	Det	W	S	0	0	-	0	0	0	0	-	0	0
Dec 27	@ GB	L	p	0	0	-	0	0	0	0	-	0	0
Jan 3	@ Hou	W	p	0	0	-	0	0	0	0	-	0	0
Totals		11-5	15/7	0	0	-	0	0	4	39	9.8	16	0
Playoffs													
Jan 10	Bal	L	S	0	0	-	0	0	0	0	-	0	0
Totals		0-1	1/1	0	0	-	0	0	0	0	-	0	0

2021 Tennessee Titans				RUSHING				RECEIVING					
Date	Opp	W/L	P/S	Att	Yds	Avg	Lg	TD	No	Yds	Avg	Lg	TD
Sept 12	Ari	L	p	0	0	-	0	0	0	0	-	0	0
Sept 19	@ Sea	W	S	0	0	-	0	0	0	0	-	0	0
Sept 26	Ind	W	IA										
Oct 3	@ NYJ	L	p	0	0	-	0	0	0	0	-	0	0
Oct 10	@ Jax	W	S	0	0	-	0	0	0	0	-	0	0
Oct 18	Buf	W	p	0	0	-	0	0	0	0	-	0	0
Oct 24	KC	W	S	0	0	-	0	0	0	0	-	0	0
Oct 31	@ Ind												
Nov 7	@ LAR												
Nov 14	NO												
Nov 21	Hou												
Nov 28	@ NE												
Dec 12	Jax												
Dec 19	@ Pit												
Dec 23	SF												
Jan 2	Mia												
Jan 9	@ Hou												
Totals		5-2	6/3	0	0	-	0	0	0	0	-	0	0

KHARI BLASINGAME'S NFL STATISTICS

REGULAR SEASON

Year	Team	REGULAR SEASON		RUSHING						RECEIVING				
		GP	GS	No	Yds	Avg	Lg	TD	Att	Yds	Avg	Lg	TD	
2019	Tennessee	6	3	0	0	-	0	0	4	54	13.5	24	0	
2020	Tennessee	15	7	0	0	-	0	0	4	39	9.8	16	0	
2021	Tennessee	6	3	0	0	-	0	0	0	0	-	0	0	
NFL Totals		27	13	0	0	-	0	0	8	93	11.6	24	0	

PLAYOFFS

Year	Team	PLAYOFFS		RUSHING						RECEIVING				
		GP	GS	Att	Yds	Avg	Lg	TD	No	Yds	Avg	Lg	TD	
2019	Tennessee	3	1	0	0	-	0	0	0	0	-	0	0	
2020	Tennessee	1	1	0	0	-	0	0	0	0	-	0	0	
NFL Totals		4	2	0	0	-	0	0	0	0	-	0	0	

Single-Game Highs

Receptions - 2 at Oakland (12/8/19)
 Receiving Yards - 47 at Oakland (12/8/19)
 Long Reception - 24 at Oakland (12/8/19)

Additional Statistics

Special Teams Tackles - 2 (2019), 3 (2020), **2 (2021)**
 Kickoff Returns - 1 for 11 yards at Cincinnati (11/1/20)

Additional Playoff Statistics

Special Teams Tackles - 2 (2019)
 Special Teams Forced Fumble - 1 at New England (1/4/20)



94 AMANI BLEDSOE

DEFENSIVE END • 6'4" • 280 LBS • COLLEGE: OKLAHOMA
ACQUIRED: FREE AGENT - 2021 • NFL EXPERIENCE (NFL/TITANS): 2/1
HOMETOWN: LAWRENCE, KAN.
GAMES PLAYED/GAMES STARTED: 17/6 (PLAYOFFS: 0/0)

PRO: The Titans originally signed Amani Bledsoe as an undrafted free agent in 2019. The 6-foot-4-inch, 280-pound defensive lineman spent his entire rookie campaign on Tennessee's practice squad before joining the Cincinnati Bengals in 2020 where he saw action in 14 games. The University of Oklahoma product returned to the Titans at the start of the 2021 regular season and brings experience and versatility to the defensive front.

CAREER HIGHLIGHTS:

- In 2020, Bledsoe appeared in 14 games with four starts for the Bengals and registered 17 tackles and two passes defended.

TITANS TIDBITS:

- Bledsoe's nickname is Moose. It originated when he moved to Lawrence, Kan., from Wichita his eighth-grade year. He went to school in Oskaloosa, where his mom worked, and some of his friends just started calling him that and it stuck.

CAREER TRANSACTIONS:

- The Lawrence, Kan., native was originally signed by the Titans as an undrafted free agent on May 10, 2019.
- Waived by the Titans on Aug. 31, 2019 and signed to the team's practice squad a day later.
- Signed by the Titans to a future's contract on Jan. 20, 2020.
- Waived by the Titans on July 26, 2020.
- Signed by the Cincinnati Bengals as a free agent on Aug. 15, 2020.
- Waived by the Bengals on Sept. 5, 2020 and signed to the team's practice squad a day later.
- Activated from the practice squad to the active roster standard elevation on Sept. 12, 2020.
- Signed by the Bengals to their active roster from the practice squad on Sept. 15, 2020.
- Re-signed with Bengals as free agent on March 31, 2021.
- Released by the Bengals on Aug. 31, 2021.
- Signed by the Titans to their practice squad on Sept. 2, 2021.
- Activated from the practice squad to the active roster standard elevation on Oct. 3, 2021.

SEASON RECAPS:

2021 (3/2 - Tennessee): Has tied for the team lead in passes defended once in 2021 (vs. BUF).

- At N.Y. Jets (10/3), made his Titans debut as a starter on the defensive front and notched a tackle with a quarterback pressure.
- At Jacksonville (10/10), started on the defensive front and compiled a quarterback pressure.
- Against Buffalo (10/18), saw action as a reserve on the defensive front and registered a pass defended. Batted a pass intended for Stefon Diggs early in the second quarter.
- Against Kansas City (10/24), was inactive.

2020 (14/4 - Cincinnati): Played in 14 games with four starts and totaled 17 tackles and two passes defended. Made three starts at defensive end and one as a defensive tackle. Spent two weeks on the Reserve/COVID-19 list. Signed to Bengals' practice squad on Sept. 6 and played as a standard elevation in Bengals debut in Week 1. Signed to active roster prior to Game 2.

- At Cleveland (9/17), tallied two tackles.
- At Baltimore (10/11), posted three tackles.

- Against N.Y. Giants (11/29), registered three tackles and a pass defended.

2019 (0/0 - Tennessee): Spent the entire season on the Titans' practice squad.

COLLEGE:

- Appeared in 30 games with 22 starts over three seasons at Oklahoma and totaled 59 tackles, 7.5 tackles for loss, four sacks and eight passes defended.
- As a junior (2018), started all 14 games at defensive end and recorded 37 tackles, four tackles for loss, two sacks and seven passes defended. Selected All-Big 12 honorable mention by the league's coaches.
- As a sophomore (2017), appeared in 10 games with eight starts and tallied 19 tackles, three tackles for loss and two sacks. Was an Academic All-Big 12 second-team honoree.
- As a freshman (2016), appeared in six contests as a reserve and totaled three tackles, a half sack and one pass defended.
- Majored in health and exercise science at Oklahoma.

PERSONAL:

- Attended Lawrence (Kan.) High School where he was a four-star recruit by ESPN, Rivals, Scout and 247Sports. Ranked 122nd overall in the nation by Rivals, 125th overall by 247Sports, and 185th overall by Scout.
- As a senior, was named the Sunflower League's Most Valuable Player and won the Buck Buchanan Award given annually to the most outstanding lineman/linebacker in the Kansas City metro area.
- Also participated in track and field.
- Son of Elaine Cannefax and Jeff Bledsoe.
- Follow Bledsoe on Twitter at @Amani_Bledsoe and on Instagram at @homeboymoose.
- Born Amani Elijah Bledsoe on Feb. 6, 1998 in Lawrence, Kan..

AMANI BLEDSOE'S GAME-BY-GAME

2020 Cincinnati Bengals

Date	Opp	W/L	P/S	Tot Solo	Asst	Sk	- Yds	QBP	TFL	Int	- Yds	-TD	PD	FF	FR	- Yds	SpT
Sept 13	LAC	L	p	0	0	0	0.0	0.0	0	0	0	0	0	0	0	0	0
Sept 17	@ Cle	L	S	2	1	1	0.0	0.0	0	0	0	0	0	0	0	0	0
Sept 27	@ Phi	T	p	0	0	0	0.0	0.0	0	0	0	0	0	0	0	0	0
Oct 4	Jax	W	p	2	0	2	0.0	0.0	0	0	0	0	0	0	0	0	0
Oct 11	@ Bal	L	p	3	1	2	0.0	0.0	0	0	0	0	0	0	0	0	0
Oct 18	@ Ind	L	S	1	1	0	0.0	0.0	0	0	0	0	0	0	0	0	0
Oct 25	Cle	L	S	1	0	1	0.0	0.0	0	0	0	0	0	0	0	0	0
Nov 1	Ten	W	S	1	1	0	0.0	0.0	0	0	0	0	1	0	0	0	0
Nov 15	@ Pit	L	p	2	1	1	0.0	0.0	0	0	0	0	0	0	0	0	0
Nov 22	@ Was	L	p	0	0	0	0.0	0.0	0	0	0	0	0	0	0	0	0
Nov 29	NYG	L	p	3	0	3	0.0	0.0	0	0	0	0	1	0	0	0	0
Dec 6	@ Mia	L	R/C														
Dec 13	Dal	L	R/C														
Dec 21	Pit	W	p	1	1	0	0.0	0.0	0	0	0	0	0	0	0	0	0
Dec 27	@ Hou	W	p	0	0	0	0.0	0.0	0	0	0	0	0	0	0	0	0
Jan 3	Bal	L	p	1	0	1	0.0	0.0	0	0	0	0	0	0	0	0	0
Totals	4-11-1	14/4		17	6	11	0.0	0.0	0	0	0	0	2	0	0	0	0

2021 Tennessee Titans

Date	Opp	W/L	P/S	Tot Solo	Asst	Sk	- Yds	QBP	TFL	Int	- Yds	-TD	PD	FF	FR	- Yds	SpT
Sept 12	Ari	L	PS														
Sept 19	@ Sea	W	PS														
Sept 26	Ind	W	PS														
Oct 3	@ NYJ	L	S	1	1	0	0.0	0.0	1	0	0	0	0	0	0	0	0
Oct 10	@ Jax	W	S	0	0	0	0.0	0.0	1	0	0	0	0	0	0	0	0
Oct 18	Buf	W	p	0	0	0	0.0	0.0	0	0	0	0	0	1	0	0	0
Oct 24	KC	W	IA														
Oct 31	@ Ind																
Nov 7	@ LAR																
Nov 14	NO																
Nov 21	Hou																
Nov 28	@ NE																
Dec 12	Jax																
Dec 19	@ Pit																
Dec 23	SF																
Jan 2	Mia																
Jan 9	@ Hou																
Totals	5-2	3/2		1	1	0	0.0	0.0	2	0	0	0	0	1	0	0	0

AMANI BLEDSOE'S NFL STATISTICS

REGULAR SEASON

Year	Team	GP	GS	TACKLES				Sk	Yds	QBP	TFL	INTERCEPTIONS					FUMBLES			
				Tot	Solo	Asst	Asst					No	Yds	Lg	TD	PD	FF	FR	Yds	SpT
2019	Tennessee	0	0	Practice Squad																
2020	Cincinnati	14	4	17	6	11	0.0	0.0	0	0	0	0	0	2	0	0	0	0		
2021	Tennessee	3	2	1	1	0	0.0	0.0	2	0	0	0	0	1	0	0	0	0		
NFL Totals		17	6	18	7	11	0.0	0.0	2	0	0	0	0	3	0	0	0	0		

PLAYOFFS

Year	Team	GP	GS	TACKLES				Sk	Yds	QBP	TFL	INTERCEPTIONS					FUMBLES			
				Tot	Solo	Asst	Asst					No	Yds	Lg	TD	PD	FF	FR	Yds	SpT
2019	Tennessee	0	0	Practice Squad																
NFL Totals		0	0	0	0	0	0.0	0.0	0	0	0	0	0	0	0	0	0	0		

Single-Game Highs

Tackles - 3 (Twice, last vs. N.Y. Giants 11/29/20)

Passes Defensed - 1 (Three times, last vs. Buffalo 10/18/21)



39 BREON BORDERS

CORNERBACK • 6'0" • 189 LBS • COLLEGE: DUKE
ACQUIRED: FREE AGENT - 2020 • NFL EXPERIENCE (NFL/TITANS): 3/2
HOMETOWN: STATESVILLE, N.C.
GAMES PLAYED/GAMES STARTED: 26/6 (PLAYOFFS: 0/0)

PRO: The Titans signed veteran cornerback Breon Borders to the practice squad during Week 3 of the 2020 season to bring experience to the secondary. The 6-foot, 189-pounder originally signed with the Oakland Raiders as a rookie free agent following the 2017 NFL Draft and has also spent time with the Buffalo Bills, Houston Texans, Jacksonville Jaguars, Washington Football Team, Pittsburgh Steelers and Miami Dolphins. The Statesville, N.C., native started five games for the Titans in 2020 and posted 27 tackles, one tackle for loss, one interception and six passes defended.

CAREER HIGHLIGHTS:

- In 2020, Borders started a career-high five contests in his first season with the Titans. He tallied career-bests in tackles (27), tackles for loss (one), interceptions (one) and passes defended (six).

TITANS TIDBITS:

- As a child growing up in Statesville, N.C., Borders faced immense adversity at a young age. From birth until he was almost seven, Borders was raised by his grandmother, Yvonne Bennett, until his 'immediate family went to prison for drugs,' Bennett included. 'That kind of devastated me,' Borders said. 'It was like a drug chain...When one person went down, everybody went down.' To Borders, Bennett was '...my world. She was my everything.' Borders went to live with his great aunt and Bennett's sister, Sandra Reid, until he was 14. 'Even though it's a messed up situation, I feel like that situation prepared me for life. For seven years, I didn't see my mom, dad, my grandma, my brother. From seven to 14, it was a huge lesson that I had to overcome. When I did, I felt like I could get past anything.'
- Borders can play the piano.
- His dream job outside of sports would be the CEO of an after-school athletic program.

CAREER TRANSACTIONS:

- The Statesville, N.C., native was signed by the Oakland Raiders as an undrafted free agent on May 5, 2017.
- Waived by the Raiders on Sept. 2, 2017 and signed to the team's practice squad a day later.
- Signed by the Buffalo Bills to their active roster on Dec. 16, 2017.
- Waived by Buffalo on Sept. 1, 2018.
- Signed by the Houston Texans to the team's practice squad on Sept. 11, 2018.
- Waived by Houston on Oct. 2, 2018.
- Signed by the Jacksonville Jaguars to the team's practice squad on Oct. 25, 2018.
- Signed by the Jaguars to the team's active roster off of the practice squad on Dec. 22, 2018.
- Waived by the Jaguars on Dec. 3, 2019.
- Signed by the Jaguars to the team's practice squad on Dec. 5, 2019.
- Signed by the Washington Football Team to their active roster on Dec. 24, 2019.
- Waived by Washington on March 23, 2020.
- Signed by the Pittsburgh Steelers on April 16, 2020.
- Waived by the Steelers on Aug. 11, 2020.
- Claimed off of waivers by the Miami Dolphins on Aug. 12, 2020.
- Waived by the Dolphins on Sept. 5, 2020.
- Signed by the Titans to the team's practice squad on Sept. 21, 2020.
- Signed by the Titans to their active roster from the practice squad on Nov.

7, 2020.

- Waived by the Titans on Feb. 25, 2021.
- Signed by the Titans on March 1, 2021.

SEASON RECAPS:

2021 (7/0 - Tennessee): Has tied for the team lead in passes defended once in 2021 (vs. BUF).

- Against Arizona (9/12), saw limited action as a reserve at defensive back and on special teams.
- At Seattle (9/19), played as a reserve on special teams and saw limited snaps at cornerback.
- Against Indianapolis (9/26), played as a reserve at cornerback and tallied a pass defended. Broke up a pass intended for Zach Pascal in the end zone in the fourth quarter.
- At N.Y. Jets (10/3), saw action as a reserve at cornerback and notched two tackles.
- At Jacksonville (10/10), registered a special teams tackle on coverage units.
- Against Buffalo (10/18), saw action as a reserve at cornerback and registered a tackle and a pass defended. Defended a deep pass intended for Emmanuel Sanders in the fourth quarter.
- Against Kansas City (10/24), played as a reserve on special teams.

2020 (6/5 - Tennessee): Played in six games with five starts at cornerback in his first season with the Titans and registered 27 tackles, an interception, a stop for loss and six passes defended. Spent four weeks on the team's practice squad, including two weeks on the practice squad reserve/COVID-19 list. Was elevated to the active roster from the practice squad on gameday once before joining the active roster on Nov. 7. Placed on injured reserve on Dec. 12 missing the final four regular season games and the postseason contest. Led the team in passes defended twice in 2020 (at IND, vs. CLE). Collected his first career interception at Indianapolis (11/29/20).

- At Cincinnati (11/1), made his Titans debut as a reserve at cornerback and posted three tackles.
- Against Chicago (11/8), made his first start with the Titans at cornerback and tallied a career-high nine tackles with a pass defended. Defended a pass intended for Darnell Mooney in the final stanza.
- At Indianapolis (11/29), started at cornerback and recorded two tackles, his first career interception and another pass defended. Halted a Colts' drive by intercepting a Philip Rivers pass intended for Zach Pascal on third-and-10 in the third stanza.
- Against Cleveland (12/6), started at cornerback and tallied six tackles, including a stop for loss and two passes defended. Stuffed Nick Chubb for a one-yard loss on a rush off right guard late in the first quarter. Broke up a deep pass intended for Rashard Higgins in the second quarter. Deflected a deep pass intended for Higgins early in the final quarter.

2019 (11/1 - Jacksonville; 1/0 - Washington): Saw action in 12 games with one start on the season, including 11 contests and one start for Jacksonville and one game for Washington. Tallied seven tackles and one fumble recovery. Was inactive for one game while with the Jaguars.

- Against Houston (11/3), made his first career start and notched a career-best six tackles and his first career fumble recovery.

2018 (1/0 - Jacksonville): Played in one game for Jacksonville and was inactive for another. Spent seven games on the Jaguars practice squad and three games on the Houston Texans practice squad. Spent the offseason and training camp with the Buffalo Bills but was waived during roster cuts.

• At Miami (12/23), made his NFL debut.

2017 (0/0 - Oakland; 0/0 Buffalo): Was inactive for three games while with the Bills. Spent 13 games on the Oakland Raiders practice squad.

COLLEGE:

- Played in 49 games with 35 starts over four seasons (2013-16) at Duke. Totaled 148 tackles, 7.0 tackles for loss, 1.0 sack, 46 passes defensed, 12 interceptions, one forced fumble, two fumble recoveries and one blocked field goal. Finished his career ranked third in passes defensed and tied for sixth in interceptions in program history.
- As a senior (2016), started nine games and recorded 27 tackles, 2.5 tackles for loss, two interceptions, one forced fumble and one fumble recovery. Earned third team All-ACC honors from the league's coaches.
- As a junior (2015), started all 13 games and posted 56 tackles, 4.0 tackles for loss, 1.0 sack and a team-leading three interceptions. Led Duke in interceptions for the third consecutive season and became the third player in school history to lead the team in interceptions in freshman, sophomore and junior seasons. Earned Duke's Iron Devil Award for playing the most snaps with 1,118.
- As a sophomore (2014), started all 13 games and posted 39 tackles, 0.5 tackle for loss, a team-high three interceptions, one fumble recovery and one blocked field goal.
- As a freshman (2013), played in all 14 games and registered 26 tackles and a team-leading four interceptions. Set the Duke freshman record for interceptions.

• Majored in cultural anthropology at Duke.

PERSONAL:

- Attended Statesville (N.C.) High School where he posted 91 tackles, seven interceptions, three forced fumbles and two fumble recoveries for touchdowns as a senior.
- Also lettered in basketball and track and field, and was a three-time all-conference and all-county selection in track and field.
- Son of Chaketa Borders and Kaseem Miller.
- Has a son, Breon Jr., and a daughter, Ashley.
- Born Breon Borders on July 22, 1995 in Statesville, N.C.

BREON BORDERS' GAME-BY-GAME

2017 Buffalo Bills, Oakland Raiders

Date	Opp	W/L	P/S	Tot Solo Asst	Sk - Yds	QBP	TFL	Int- Yds	-TD	PD	FF	FR - Yds	SpT
Sept 10	@ Ten	W	PS										
Sept 17	NYJ	W	PS										
Sept 24	@ Was	L	PS										
Oct 1	@ Den	L	PS										
Oct 8	Bal	L	PS										
Oct 15	LAC	L	PS										
Oct 19	KC	W	PS										
Oct 29	@ Buf	L	PS										
Nov 5	@ Mia	W	PS										
Nov 19	NE	L	PS										
Nov 26	Den	W	PS										
Dec 3	NYG	W	PS										
Dec 10	@ KC	L	PS										
Signed by the Buffalo Bills to the team's active roster on Dec. 16, 2017													
Dec 17	Mia	W	IA										
Dec 24	@ NE	L	IA										
Dec 31	@ Mia	W	IA										
Totals	8-8	0/0		0 0 0	0.0 0.0		0 0 0	0 0 0	0 0 0	0 0 0	0 0 0	0 0 0	0 0 0

2018 Houston Texans, Jacksonville Jaguars

Date	Opp	W/L	P/S	Tot Solo Asst	Sk - Yds	QBP	TFL	Int- Yds	-TD	PD	FF	FR - Yds	SpT
Sept 16	@ Ten	L	PS										
Sept 23	NYG	L	PS										
Sept 30	@ Ind	W	PS										
Signed by the Jacksonville Jaguars to the team's practice squad on Oct. 25, 2018													
Oct 28	Phi	L	PS										
Nov 11	@ Ind	L	PS										
Nov 18	Pit	L	PS										
Nov 25	@ Buf	L	PS										
Dec 2	Ind	W	PS										
Dec 6	@ Ten	L	PS										
Dec 16	Was	L	PS										
Dec 23	@ Mia	W	p	0 0 0	0.0 0.0	0	0 0 0	0 0 0	0 0 0	0 0 0	0 0 0	0 0 0	0 0 0
Dec 30	Hou	L	IA										
Totals	3-9	1/0		0 0 0	0.0 0.0		0 0 0	0 0 0	0 0 0	0 0 0	0 0 0	0 0 0	0 0 0

2019 Jacksonville Jaguars, Washington Football Team

Date	Opp	W/L	P/S	Tot Solo Asst	Sk - Yds	QBP	TFL	Int- Yds	-TD	PD	FF	FR - Yds	SpT
Sept 8	KC	L	p	0 0 0	0.0 0.0	0	0 0 0	0 0 0	0 0 0	0 0 0	0 0 0	0 0 0	0 0 0
Sept 15	@ Hou	L	p	0 0 0	0.0 0.0	0	0 0 0	0 0 0	0 0 0	0 0 0	0 0 0	0 0 0	0 0 0
Sept 19	Ten	W	IA										
Sept 19	@ Den	W	p	0 0 0	0.0 0.0	0	0 0 0	0 0 0	0 0 0	0 0 0	0 0 0	0 0 0	0 0 0
Oct 6	@ Car	L	p	0 0 0	0.0 0.0	0	0 0 0	0 0 0	0 0 0	0 0 0	0 0 0	0 0 0	0 0 0
Oct 13	NO	L	p	0 0 0	0.0 0.0	0	0 0 0	0 0 0	0 0 0	0 0 0	0 0 0	0 0 0	0 0 0
Oct 20	@ Cin	W	p	0 0 0	0.0 0.0	0	0 0 0	0 0 0	0 0 0	0 0 0	0 0 0	0 0 0	0 0 0
Oct 27	NYJ	W	p	1 0 1	0.0 0.0	0	0 0 0	0 0 0	0 0 0	0 0 0	0 0 0	0 0 0	0 0 0
Nov 3	Hou	L	S	6 6 0	0.0 0.0	0	0 0 0	0 0 0	0 0 0	0 0 0	1 0 0	0 0 0	0 0 0
Nov 17	@ Ind	L	p	0 0 0	0.0 0.0	0	0 0 0	0 0 0	0 0 0	0 0 0	0 0 0	0 0 0	0 0 0

Nov 24	@ Ten	L	p	0 0 0	0.0 0.0	0	0 0 0	0 0 0	0 0 0	0 0 0	0 0 0	0 0 0	0 0 0
Dec 1	TB	L	p	0 0 0	0.0 0.0	0	0 0 0	0 0 0	0 0 0	0 0 0	0 0 0	0 0 0	0 0 0
Dec 8	LAC	L	PS										
Dec 15	@ Oak	W	PS										
Dec 22	@ Atl	L	PS										
Signed by Washington to the team's active roster on Dec. 24, 2019													
Dec 29	@ Dal	L	p	0 0 0	0.0 0.0	0	0 0 0	0 0 0	0 0 0	0 0 0	0 0 0	0 0 0	0 0 0
Totals	5-11	12/1		7 6 1	0.0 0.0		0 0 0	0 0 0	0 0 0	0 0 0	0 0 0	1 0 0	0 0 0

2020 Tennessee Titans

Date	Opp	W/L	P/S	Tot Solo Asst	Sk - Yds	QBP	TFL	Int- Yds	-TD	PD	FF	FR - Yds	SpT
Sept 27	@ Min	W	PS										
Oct 13	Buf	W	PS										
Oct 18	Hou	W	PS										
Oct 25	Pit	L	PS										
Nov 1	@ Cin	L	p	3 2 1	0.0 0.0	0	0 0 0	0 0 0	0 0 0	0 0 0	0 0 0	0 0 0	0 0 0
Nov 8	Chi	W	S	9 7 2	0.0 0.0	0	0 0 0	0 0 0	0 0 0	1 0 0	0 0 0	0 0 0	0 0 0
Nov 12	Ind	L	S	5 5 0	0.0 0.0	0	0 0 0	0 0 0	0 0 0	0 0 0	0 0 0	0 0 0	0 0 0
Nov 22	@ Bal	W	S	2 2 0	0.0 0.0	0	0 0 0	0 0 0	0 0 0	1 0 0	0 0 0	0 0 0	0 0 0
Nov 29	@ Ind	W	S	2 2 0	0.0 0.0	0	0 0 1	0 0 0	2 0 0	0 0 0	0 0 0	0 0 0	0 0 0
Dec 6	Cle	L	S	6 4 2	0.0 0.0	0	1 0 0	0 0 0	2 0 0	0 0 0	0 0 0	0 0 0	0 0 0
Dec 13	@ Jax												
Placed on injured reserve on Dec. 12, 2020													
Dec 20	Det												
Dec 27	@ GB												
Jan 3	@ Hou												
Totals	6-4	6/5		27 22 5	0.0 0.0		0 1 1	0 0 0	6 0 0	0 0 0	0 0 0	0 0 0	0 0 0

2021 Tennessee Titans

Date	Opp	W/L	P/S	Tot Solo Asst	Sk - Yds	QBP	TFL	Int- Yds	-TD	PD	FF	FR - Yds	SpT
Sept 12	Ari	L	p	0 0 0	0.0 0.0	0	0 0 0	0 0 0	0 0 0	0 0 0	0 0 0	0 0 0	0 0 0
Sept 19	@ Sea	W	p	0 0 0	0.0 0.0	0	0 0 0	0 0 0	0 0 0	0 0 0	0 0 0	0 0 0	0 0 0
Sept 26	Ind	W	p	0 0 0	0.0 0.0	0	0 0 0	0 0 0	0 0 0	1 0 0	0 0 0	0 0 0	0 0 0
Oct 3	@ NYJ	L	p	2 2 0	0.0 0.0	0	0 0 0	0 0 0	0 0 0	0 0 0	0 0 0	0 0 0	0 0 0
Oct 10	@ Jax	W	p	0 0 0	0.0 0.0	0	0 0 0	0 0 0	0 0 0	0 0 0	0 0 0	0 0 0	0 0 1
Oct 18	Buf	W	p	1 1 0	0.0 0.0	0	0 0 0	0 0 0	0 0 0	1 0 0	0 0 0	0 0 0	0 0 0
Oct 24	KC	W	p	0 0 0	0.0 0.0	0	0 0 0	0 0 0	0 0 0	0 0 0	0 0 0	0 0 0	0 0 0
Oct 31	@ Ind												
Nov 7	@ LAR												
Nov 14	NO												
Nov 21	Hou												
Nov 28	@ NE												
Dec 12	Jax												
Dec 19	@ Pit												
Dec 23	SF												
Jan 2	Mia												
Jan 9	@ Hou												
Totals	5-2	7/0		3 3 0	0.0 0.0		0 0 0	0 0 0	0 0 0	2 0 0	0 0 0	0 0 0	1 0 0

BREON BORDERS' NFL STATISTICS

REGULAR SEASON		TACKLES									INTERCEPTIONS					FUMBLES			
Year	Team	GP	GS	Tot	Solo	Asst	Sk	Yds	QBP	TFL	No	Yds	Lg	TD	PD	FF	FR	Yds	SpT
2017	Buf/Oak	0	0	0	0	0	0.0	0.0	0	0	0	0	0	0	0	0	0	0	0
2018	Hou/Jax	1	0	0	0	0	0.0	0.0	0	0	0	0	0	0	0	0	0	0	0
2019	Jax/Was	12	1	7	6	1	0.0	0.0	0	0	0	0	0	0	0	0	1	0	0
2020	Tennessee	6	5	27	22	5	0.0	0.0	0	1	1	0	0	0	6	0	0	0	0
2021	Tennessee	7	0	3	3	0	0.0	0.0	0	0	0	0	0	0	2	0	0	0	1
NFL Totals		26	6	37	31	6	0.0	0.0	0	1	1	0	0	0	8	0	1	0	1

Single-Game Highs

Tackles - 9 vs. Chicago (11/8/20)

Fumble Recovery - 1 vs. Houston (11/3/18)

Interceptions - 1 at Indianapolis (11/29/20)

Passes Defensed - 2 (Twice, last vs. Cleveland 12/6/20)



33 BRADY BREEZE

SAFETY • 6'0" • 197 LBS • COLLEGE: OREGON
ACQUIRED: 6TH ROUND - 2021 • NFL EXPERIENCE: ROOKIE
HOMETOWN: LAKE OSWEGO, ORE.
GAMES PLAYED/GAMES STARTED: 1/0 (PLAYOFFS: 0/0)

PRO: The Titans selected Brady Breeze in the sixth round (215th overall) of the 2021 NFL Draft. The 6-foot, 197-pounder is an instinctive player with a knack for finding the football and capable of developing into a key special teams player. The Lake Oswego, Ore., native totaled 95 tackles, three interceptions, eight passes defended, one forced fumble and one fumble recovery over three seasons (2017-19) at Oregon. In his final season at Oregon in 2019, he was named the 2020 Rose Bowl Defensive MVP. He tied for the most defensive touchdowns in the nation with three, and was one of eight FBS players since 2000 with two fumble returns for a touchdown and a pick-six in the same season.

CAREER HIGHLIGHTS:

- Breeze was named the 2020 Rose Bowl Defensive MVP after totaling a career-high 11 tackles, one forced fumble and one fumble recovery for a touchdown in the contest against Wisconsin.
- In 2019, Breeze became one of eight FBS players since 2000 with two fumble recoveries returned for scores and an interception returned for a touchdown in the same season. His three defensive touchdowns tied for the most in the nation in 2019.
- While at Oregon, Breeze made an impact playing special teams. 'I wasn't getting much playing time early on in college but kept quiet and grinded through it. I made sure to play all the special teams, and that ended up being one of the reasons I got drafted,' Breeze said. 'Every single year I played at Oregon, I played every single special teams, all phases of the game and everything. I really took pride in that.'

TITANS TIDBITS:

- Breeze comes from a football family. His father, Jim Breeze, was a receiver and punt returner at Arizona State and Southern Oregon. His uncle, Chad Cota, played safety at Oregon and in the NFL. His cousin, Chase Cota, plays wide receiver for UCLA, cousin Carson Cota plays tight end at Arizona, and cousin Mason Montgomery plays linebacker at Cal-Poly.
- Breeze has known teammate Elijah Molden his entire life. Breeze's uncle, Chad Cota, and Molden's father Alex were teammates at Oregon and later in the NFL for New Orleans.
- During COVID, Breeze honed in practicing the ukelele. 'We went to Hawaii for spring break on a family vacation. We were there right when COVID hit, and so as a family we just decided to stay. All seven of us ended up living in Hawaii for almost two months at an Airbnb for really cheap because there was nobody else to rent out the house there.'
- At his Pro Day, Breeze raised \$6,000 in 'Reps for Rare Diseases' pledge drive to help bring awareness to diabetes, of which his grandmother battles.
- He was recruited by the Oregon baseball team before the Oregon football team when he was in high school. Even after committing to the football team, he was presented the opportunity to play centerfield for the Ducks. Ultimately, he decided to focus solely on football.

CAREER TRANSACTIONS:

- The Lake Oswego, Ore., native was selected by the Titans in the sixth round (215th overall) of the 2021 NFL Draft.

SEASON RECAPS:

- 2021 (1/0):** Made his NFL debut against Kansas City (10/24/21). Spent the first six weeks on the season on injured reserve. Activated from injured reserve - designated for return on Oct. 19.
- Against Kansas City (10/24), saw action in his first NFL contest as a reserve on special teams.

COLLEGE:

- In three seasons at Oregon (2017-19), Breeze appeared in 38 games with four starts. He tallied 95 tackles, three interceptions with one returned for a touchdown, eight passes defended, one forced fumble and four fumble recoveries with two returned for scores.

AS A SENIOR (2020), opted out.

AS A JUNIOR (2019), saw action in 14 games and made four starts. Tallied 62 tackles, two interceptions with one returned for a touchdown, five passes defended, one forced fumble and four fumble recoveries with two returned for scores. His three defensive touchdowns tied for the most in the nation during 2019 and he became one of eight FBS players since 2000 with a pick-six and two fumble recovery returns in the same season. Named Rose Bowl Defensive MVP. Earned Pac-12 all-conference first team recognition on special teams by the league's coaches and PFF All-Pac-12 second team honors. Named to USA Today's All-Bowl team.

- Against Wisconsin in the Rose Bowl (1/1/20), posted a career-high 11 tackles, one forced fumble that led to Oregon's game-winning touchdown, and one 31-yard fumble recovery for a touchdown. Earned Rose Bowl Defensive MVP honors. Became the first FBS player since 2000 with 10+ tackles, a forced fumble and a fumble recovery for a touchdown in a bowl game.

AS A SOPHOMORE (2018), played in all 13 games and recorded 10 tackles. Played primarily on special teams.

AS A REDSHIRT FRESHMAN (2017), played in 11 games and registered 23 tackles, one quarterback pressure, one interception and two passes defended.

- At Washington (11/4), tallied three tackles, his first career interception and one pass defended.
- Redshirted in 2016.
- Graduated from Oregon in March 2020 with a degree in business and economics.

PERSONAL:

- Attended Central Catholic (Ore.) High School, where he was named a two-time first-team all-state defensive back by The Oregonian, and was a back-to-back Mt. Hood Conference Defensive Player of the Year. Helped lead Central Catholic to an 8-3 record as a senior, and helped guide the team to two Mt. Hood Conference titles and the Oregon 6A state championship in 2014.
- As a senior, totaled 58 tackles, one interception and two fumble recoveries on defense, and on offense tallied 458 rushing yards (7.6 avg.) and six touchdowns, caught 10 passes for 179 yards and two touchdowns, and added one passing touchdown.
- As a junior, accumulated 42 tackles and three interceptions in addition to contributing 175 rushing yards and 172 yards receiving.
- Transferred to Central Catholic prior to his junior season from South Medford High School. Earned second-team all-conference honors as a sophomore at South Medford High School while recording 79 tackles and five interceptions.
- Rated a four-star prospect and the top player in Oregon by Rivals, tabbed the No. 162 overall prospect in the class and the No. 9 safety by Rivals, and finished as the No. 2 player in Oregon and No. 288 overall recruit in the 247Sports composite rating.
- Breeze also played centerfield in high school, and participated in basketball at South Medford High School.

- Has three brothers and one younger sister.
- Son of Jim and Christy Breeze.
- Follow Breeze on Twitter and Instagram @bradybreeze.
- Born Braden James Breeze on Oct. 9, 1997 in Medford, Ore.

BRADY BREEZE'S COLLEGE STATISTICS

SEASON		TACKLES								INTERCEPTIONS						FUMBLES			
Year	Team	GP	GS	Tot	Solo	Asst	Sk	Yds	QBP	TFL	No	Yds	Lg	TD	PD	FF	FR	Yds	
2017	Oregon	11	0	23	15	8	0.0	0.0	1	0	1	0	0	0	2	0	0	0	
2018	Oregon	13	0	10	7	3	0.0	0.0	0	0	0	0	0	0	0	0	0	0	
2019	Oregon	14	4	62	43	19	0.0	0.0	0	0	2	32	32	1	0	1	4	45	
2020	Oregon	COVID-19 Opt-Out																	
Totals		38	4	95	65	30	0.0	0.0	1	0	3	32	32	1	2	1	4	45	

Single-Game Highs

Tackles - 11 vs Wisconsin (1/1/20)

Interceptions - 1 (Three times, last vs. Utah 12/6/19)

Passes Defensed - 1 (Twice, last at Washington 11/4/17)

Forced Fumbles - 1 vs. Wisconsin (1/1/20)

Fumble Recoveries - 1 (Four times, last vs. Wisconsin 1/1/20)

BRADY BREEZE'S GAME-BY-GAME

2021 Tennessee Titans

Date	Opp	W/L	P/S	Tot	Solo	Asst	Sk	- Yds	QBP	TFL	Int	- Yds	TD	PD	FF	FR	- Yds	SpT
Sept 12	Ari	L	IR															
Sept 19	@ Sea	W	IR															
Sept 26	Ind	W	IR															
Oct 3	@ NYJ	L	IR															
Oct 10	@ Jax	W	IR															
Oct 18	Buf	W	IR															
Oct 24	KC	W	p	0	0	0	0.0	0.0	0	0	0	0	0	0	0	0	0	0
Oct 31	@ Ind																	
Nov 7	@ LAR																	
Nov 14	NO																	
Nov 21	Hou																	

Nov 28	@ NE																	
Dec 12	Jax																	
Dec 19	@ Pit																	
Dec 23	SF																	
Jan 2	Mia																	
Jan 9	@ Hou																	
Totals				5-2	1/0	0	0	0	0.0	0.0	0	0	0	0	0	0	0	0

BRADY BREEZE'S NFL STATISTICS

REGULAR SEASON		TACKLES								INTERCEPTIONS						FUMBLES			
Year	Team	GP	GS	Tot	Solo	Asst	Sk	Yds	QBP	TFL	No	Yds	Lg	TD	PD	FF	FR	Yds	SpT
2021	Tennessee	1	0	0	0	0	0.0	0.0	0	0	0	0	0	0	0	0	0	0	0
NFL Totals		1	0	0	0	0	0.0	0.0	0	0	0	0	0	0	0	0	0	0	0

Single-Game Highs

Tackles -

Special Teams Tackles -



11 A.J. BROWN

WIDE RECEIVER • 6'1" • 226 LBS • COLLEGE: MISSISSIPPI
ACQUIRED: 2ND ROUND - 2019 • NFL EXPERIENCE (NFL/TITANS): 3/3
HOMETOWN: STARKVILLE, MISS.
GAMES PLAYED/GAMES STARTED: 36/29 (PLAYOFFS: 4/4)



PRO: The Titans selected A.J. Brown in the second round (51st overall) of the 2019 NFL Draft. The 6-foot-1-inch, 226-pounder owns a complete skill set as a wide receiver, excelling in route-running, blocking, and the ability to get open and catch the ball. In 2020, the Ole Miss product garnered his first career Pro Bowl selection after leading the team with 70 receptions, 1,075 receiving yards and 11 receiving scores. As a rookie in 2019, he led all NFL rookies in receiving yards (1,051) and total touchdowns (nine), while his 20.2-yard receiving average ranked second among all NFL players behind only Los Angeles Chargers veteran Mike Williams (20.4).

CAREER HIGHLIGHTS:

- Brown became the 11th player to reach 1,000 receiving yards in each of his first two NFL seasons (2019-20). Became the fifth NFL player since 1970 with at least 2,000 receiving yards and 19 receiving touchdowns in their initial two seasons.
- In 2019, Brown was selected to his first career Pro Bowl after leading the team with a career-best 70 receptions, a career-high 1,075 receiving yards and tying a "Titans era" (1999-present) record with 11 receiving touchdowns.
- In 2019, Brown led the Titans in every major receiving category, totaling 52 catches for 1,051 yards and eight touchdowns. Among all rookies in franchise history, he ranked third in receiving yards and fifth in receptions, and he tied for the third-highest receiving touchdown total.
- Brown led the 2019 NFL rookie class in receiving yards and total touchdowns, and he tied for the rookie lead in touchdown receptions. He also placed fifth among rookies in receptions. Among all NFL players in 2019—rookies and veterans—Brown finished second in receiving average (20.2), behind only the Los Angeles Chargers' Mike Williams (20.4).
- In his first NFL game at Cleveland on Sept. 8, 2019, he recorded three catches for 100 yards, becoming the franchise's first player with 100 receiving yards in his first career game since Sid Blanks on Sept. 12, 1964.
- In 2018, Brown started all 12 games in his final season at Ole Miss and set school single-season records in receiving yards (1,320) and catches (85). He led the SEC in both categories.

TITANS TIDBITS:

- Brown was selected in the 19th round of the 2016 Major League Baseball Draft by the San Diego Padres as a centerfielder, and he participated in the team's extended spring training program each summer from 2016-18.
- He has a dog, Bentley Juan Brown, and runs an Instagram account for him @bentleyjuan1.
- During a pre-draft visit to San Francisco, Brown was able to link up and work out with Hall of Fame NFL receiver and fellow Mississippian Jerry Rice. Rice took Brown on the horse trail at Edgewood Park in Redwood City, known as one of Rice's training sites, where the pair ran hills as part of their work out. Brown's hometown Starkville, Miss., and Rice's hometown Crawford, Miss., are a 30-minute drive apart.
- In every sport Brown played growing up, he wore jersey No. 1.
- Brown names the 2017 Egg Bowl as his most memorable college football moment. "Playing against Mississippi State in my hometown," he says, "Everything was great. We won, and I had six catches for 167 yards and one touchdown." After reaching the end zone, Brown yelled to the crowd, "This is my city."
- Brown briefly stopped playing football during junior high and his freshman year of high school. He returned to the field his sophomore year after his high school coach suggested he play again.
- He enjoys shooting pool in his free time.

- His transition from college to the pros was made easier due to his older sister, Reva, already living in Nashville before he was drafted by the Titans.

CAREER TRANSACTIONS:

- The Starkville, Miss., native was selected by the Titans in the second round (51st overall) the 2019 NFL Draft.

SEASON RECAPS:

- 2021 (6/6):** Leads the team with 25 receptions, 354 receiving yards and two receiving touchdowns. Has 10 career 100-yard receiving performances, including one in 2021 (vs. KC). Has led or tied for the team lead in receptions four times in 2021 (vs. ARI, at JAX, vs. BUF, vs. KC). Has led the team in receiving yards twice in 2021 (vs. BUF, vs. KC).
- Against Arizona (9/12), started at wide receiver and tied for the team lead with four receptions for 49 yards with a touchdown. Registered a defensive tackle as a defensive back on the final play of the first half. Got open in the end zone for a 13-yard touchdown catch early in the third quarter.
 - At Seattle (9/19), started at wide receiver and snared three passes for 43 yards.
 - Against Indianapolis (9/26), started at wide receiver and rushed once for three yards before leaving the game in the first quarter with an injury.
 - At N.Y. Jets (10/3), was inactive.
 - At Jacksonville (10/10), started at wide receiver and tied for the team lead with three catches for 38 yards. Set up the Titans' first offensive touchdown with a 22-yard catch-and-run reception down to the Jaguars' one-yard line. Kept the Titans' third-quarter touchdown drive alive with a six-yard catch on third-and-four.
 - Against Buffalo (10/18), started at wide receiver and led the team with seven catches and 91 receiving yards. Kept the Titans' third-quarter touchdown drive alive with a 14-yard grab on fourth-and-two. Converted a key third-and-five with a 13-yard reception during a Titans' scoring drive early in the fourth quarter.
 - Against Kansas City (10/24), started at wide receiver and led the team with eight catches and 133 receiving yards with a touchdown reception. Became the eighth player in franchise history with at least 10 career 100-yard receiving games and the first since Ernest Givins (1986-88) to accomplish the feat within his first three seasons. Set up the Titans' second touchdown with a 46-yard grab down the left sideline. Increased the Titans' lead to 14-0 with 24-yard touchdown catch on third-and-seven late in the first stanza.

- 2020 (14/12, 1/1):** Selected to his first career Pro Bowl. Led the team with 11 receiving touchdowns and tied Drew Bennett (11 touchdowns in 2004) for the most touchdown catches in a season in the team's "Titans era." Played in 14 games with 12 starts at wide receiver and led the team with a career-best 70 receptions and a career-high 1,075 receiving yards. Also returned an onside kick 42 yards for a touchdown. Became the 11th player to reach 1,000 receiving yards in each of his first two NFL seasons. Became the fifth NFL player since 1970 with at least 2,000 receiving yards and 19 receiving touchdowns in their initial two seasons. Was inactive for two games. Started the postseason contest and led the team with six catches and 83 receiving yards with a touchdown. Led or tied for the team lead in receptions nine times in 2020 (vs. BUF, vs. PIT, vs. CHI, at IND, at JAX, vs. DET, at GB, at HOU, vs. BAL). Led the team in receiving yards eight times in 2020 (vs. BUF, vs. PIT, vs. CHI, at IND, at JAX, at GB, at HOU, vs. BAL). Had at least one touchdown reception in 11 of the 15 games in which he has appeared in 2020, including the postseason. Became the franchise's third player to eclipse 1,500 career receiving yards before his 24th birthday at 23 years and 131 days old against Chicago

(11/8/20). Became the fourth player in franchise history with at least eight touchdown receptions in back-to-back seasons.

- Against Buffalo (10/13), returned to the lineup as a reserve at wide receiver and led the team with seven receptions and 82 receiving yards with a touchdown. Got the Titans on the board early in the first quarter by getting open down the left sideline for a 16-yard touchdown grab in the end zone. Extended the Titans' third touchdown drive by drawing a defensive pass interference penalty on third-and-four late in the second quarter.
- Against Houston (10/18), started at wide receiver and snared five passes for 58 yards with two touchdowns. Registered the 10th and 11th touchdown receptions of his career. In doing so, he became the franchise's first player since the 1970 AFL-NFL merger to reach 10 career touchdown receptions in less than 20 career games. Increased the Titans lead to 14-0 with a six-yard touchdown reception late in the opening quarter. Sent the game to overtime with a seven-yard touchdown grab in the end zone with four seconds left to play in regulation.
- Against Pittsburgh (10/25), started at wide receiver and led the team with career-high tying 153 yards on six catches with a touchdown. Got open over the middle and hauled in a 73-yard catch-and-run touchdown in the third quarter.
- At Cincinnati (11/1), started at wide receiver and collected four receptions for 24 yards with a touchdown. Cut the Bengals' lead to 24-14 by breaking tackles on the way to a nine-yard touchdown reception in the fourth quarter.
- Against Chicago (11/8), started at wide receiver and led the team with four catches and 101 receiving yards with a score. Set up the Titans' opening field goal with a 38-yard catch-and-run reception down to the Bears' 28-yard line in the first quarter. Extended the Titans' first touchdown drive with a 17-yard catch on third-and-six in the second quarter. Got open down the left sideline and hauled in a 40-yard touchdown strike for a 10-0 advantage in the second stanza.
- At Baltimore (11/22), started at wide receiver and snared four receptions for 62 yards with a score. Drew a 39-yard pass interference penalty during the Titans' opening scoring drive in the first quarter. Bulldozed his way into the end zone for a 14-yard touchdown on third-and-10 with 2:26 remaining in the fourth quarter.
- At Indianapolis (11/29), started at wide receiver and led the team with four catches and 98 receiving yards with a touchdown. Scored another touchdown on a 42-yard kickoff return. Became the first player in franchise history with a receiving touchdown and a kickoff return touchdown in the same game. Gave the Titans a 14-7 advantage by getting loose over the middle for a 69-yard catch-and-run touchdown late in the opening stanza. Sealed the victory by hauling in an onside kick and racing 42 yards for a touchdown late in the fourth quarter.
- At Jacksonville (12/13), started at wide receiver and led the team with seven catches and 112 receiving yards with a touchdown. Gave the Titans an early 7-0 lead with a one-handed grab for 37-yard touchdown reception on a flea-flicker in the first quarter. Reached 100 career receptions on a 13-yard reception in the second quarter.
- Against Detroit (12/20), started at wide receiver and tied for the team lead with five catches for 44 yards with a touchdown. Extended the Titans' opening touchdown drive with a six-yard catch on third-and-two in the first quarter. Got open for a two-yard touchdown pass and a 39-18 lead in the fourth quarter. Converted a third-and-four with a 12-yard reception during the Titans' final touchdown drive in the final stanza.
- At Houston (1/3), started at wide receiver and led the team with a career-high 10 receptions for a team-best 151 receiving yards with a touchdown in the Titans' division-clinching victory. Increased the Titans lead to 17-6 with a four-yard touchdown grab in the second quarter. Extended the Titans' opening touchdown drive of the second half with a 29-yard grab on third-and-eight in the third quarter. Kept the Titans' season-long 19-play scoring drive alive with a pair of third-down conversions in the fourth quarter: an 11-yard catch on third-and-six and a five-yard reception on third-and-four. Set up the Titans' game-winning field goal with a 52-yard deep bomb to the Texans' 23-yard line with 10 seconds remaining in the game.
- Against Baltimore (1/10), started at wide receiver and led the team with six receptions and 83 receiving yards with a touchdown. Extended the Titans' opening touchdown drive with a 28-yard grab on third-and-three in the first stanza. Gave the Titans an early 7-0 lead with a 10-yard touchdown reception in the opening quarter.

2019 (16/11, 3/3): Received all-rookie first team honors from the Pro Football Writers Association. Appeared in all 16 games with 11 starts at wide receiver. Led the team with 52 receptions, 1,051 receiving yards and eight receiving touchdowns. Led all NFL rookies with 1,051 receiving yards, ranked fifth among all rookies with 52 receptions and tied for first among all

NFL rookies with eight touchdown receptions. Led all NFL rookies with five 100-yard receiving games in 2019. His 20.2-yard receiving average in 2019 ranked second among all qualifying NFL players. Also rushed three times for 60 yards with a rushing score. Started all three postseason contests and notched five catches for 64 yards to go along with one rush for nine yards. Led the team in receiving yards eight times (at CLE, at ATL, at CAR, vs. JAX, at IND, at OAK, vs. HOU, at HOU). Led or tied for the team lead in receptions six times (vs. LAC, vs. JAX, at IND, at OAK, vs. HOU, at HOU). Made his first career start in his NFL debut at Cleveland (9/8/19). Collected his first two receiving touchdowns at Atlanta (9/29/19). Became the first rookie in the "Titans era" (1999–present) to have five 100-yard receiving games. Became the first rookie in the "Titans era" (1999–present) with at least five touchdown receptions—he finished with eight. Ranked third in team history for receiving yards by a rookie, fifth in franchise history for receptions by a rookie and tied for third in franchise history for touchdown receptions by a rookie. Posted his fourth touchdown reception of the season of at least 50 yards at Houston (12/29/19), the first rookie to do so since Randy Moss (five in 1998). Named the AFC Offensive Rookie of the Month for December, after hauling in 21 receptions for 470 yards with four touchdowns.

- At Cleveland (9/8), started at wide receiver in his NFL debut and snared three catches for a team-best 100 yards. With his 100 receiving yards, he became the franchise's first player with 100 receiving yards in his first career game since Sid Blanks on Sept. 12, 1964. Got the Titans' opening scoring drive rolling with his first career reception, a 47-yard catch-and-run play, in the first quarter. Kickstarted the Titans' scoring drive early in the third quarter with a 51-yard reception over the middle.
- At Atlanta (9/29), led the team with 94 receiving yards on three catches, including a team-high two touchdowns. Became the first Titans rookie with two or more touchdown receptions in a game since Chris Sanders against the Denver Broncos on Nov. 26, 1995. Gave the Titans an early 7-0 lead with a 55-yard catch-and-run touchdown on the first play of the second possession. Made an acrobatic, toe-drag 11-yard touchdown reception in the corner of the end zone late in the first quarter.
- Against L.A. Chargers (10/20), tied for the team lead with six catches for 64 yards. Totaled three receptions for 42 yards during the Titans' touchdown drive late in the second quarter.
- Against Tampa Bay (10/27), gave the Titans a 27-23 lead with an eight-yard touchdown grab on third-and-eight midway through the fourth quarter.
- At Carolina (11/3), led the team with 81 receiving yards on four catches. Extended the Titans' second touchdown drive with a beautiful over the shoulder catch on a 35-yard bomb.
- Against Jacksonville (11/24), led the team with four catches and a then career-high 135 receiving yards with a touchdown. Kickstarted the Titans' touchdown drive to open the second half with a 35-yard catch early in the third quarter. Increased the Titans lead to 35-3 with a career-long 65-yard catch-and-run touchdown in the third stanza.
- At Oakland (12/8), started at wide receiver and led the team with five catches, a career-high 153 receiving yards and two receiving scores. Gave the Titans a 14-7 advantage with a career-long 91-yard touchdown grab early in the second quarter. His 91-yard touchdown reception was the fourth-longest touchdown catch in franchise history and the longest since 1965. Increased the Titans lead to 21-14 with a physical 16-yard touchdown catch on third-and-13 in the second quarter.
- Against Houston (12/15), started at wide receiver and led the team with a career-high eight catches and 114 receiving yards with a touchdown. Got open deep and hauled in a 60-yard reception down the right sideline in the opening quarter. Extended the Titans' initial touchdown drive with a pair of third-down conversions: a nine-yard catch on third-and-five and an 11-yard reception on third-and-three in the third quarter. Evened the score at 14-14 with a five-yard touchdown grab early in the fourth quarter.
- Against New Orleans (12/22), started at wide receiver and hauled in a 34-yard catch to go along with a 49-yard rushing touchdown. Extended the Titans lead to 14-0 with a 49-yard touchdown jaunt on a reverse in the first quarter.
- At Houston (12/29), started at wide receiver and led the team with 124 receiving yards while tying for the team lead with four receptions and a receiving touchdown. Evened the score at 7-7 with a 51-yard catch-and-run touchdown down the right sideline on third-and-five in the opening quarter. Eclipsed 1,000 yards receiving for the season with a 24-yard grab from Marcus Mariota during the Titans' second touchdown drive. Set up the Titans' fourth touchdown with a 47-yard catch over double coverage down to the Houston one-yard line early in the fourth quarter.
- At New England (1/4), started at wide receiver in his first career

postseason game and caught one pass for four yards.

- At Baltimore (1/11), started at wide receiver and hauled in one reception for nine yards.
- At Kansas City (1/19), started at wide receiver and grabbed three receptions for 51 yards. Kickstarted the Titans' first scoring drive with a 37-yard reception over the middle on the second play from scrimmage.

COLLEGE:

- In three seasons at Ole Miss (2016-18), appeared in 36 games and made 25 starts. He became the program's all-time leading receiver with 2,984 yards, ranked third in school history with 189 receptions, and placed fifth all-time with 19 touchdowns. Brown averaged 15.8 yards per catch and 82.9 yards per game, and he tallied the most 100-yard receiving games in Ole Miss history with 12. He became the third player in school history to top 1,000 yards in a single season and the only receiver in Ole Miss history to tally 60 or more receptions in back-to-back seasons.
- As a junior (2018), played and started all 12 games and set career highs and Ole Miss single-season receiving records with 85 receptions and 1,320 yards. His 1,320 receiving yards led the SEC, were seventh in the nation, and broke the Ole Miss record for single-season receiving yards that he had set in 2017. He added six touchdowns on the year. Brown had six games of 100-plus yards and caught seven or more passes in seven contests. Earned All-America honors from FWAA (second team), Phil Steele (second team), Associated Press (third team), and All-SEC first team honors (Associated Press, coaches). Named a Biletnikoff Award semifinalist and was a finalist for the C Spire Conerly Trophy.
- As a sophomore (2017), played and started all 12 games and caught 75 passes for 1,254 yards and a career-high 11 touchdowns. His 11 scores tied Ole Miss' single-season school record, led the SEC and ranked 11th in the nation. Posted six 100-yard games and became the third receiver in Ole Miss history to record a 1,000-yard season. Brown's 1,254 receiving yards led the SEC, ranked 10th in the nation, and broke the school record for a single season. Scored two touchdowns in four different contests. Earned All-America honors from Phil Steele (second team), Associated Press (third team), All-SEC first team honors (coaches, Associated Press, Phil Steele) and second team honors (Athlon). He was the 2017 recipient of the C Spire Conerly Trophy, and was a semifinalist for the Biletnikoff Award.
- Established an Ole Miss single-game record with 233 receiving yards at South Alabama (9/1/17) and tied a team record with 14 receptions against Louisiana (11/11/17).
- As a freshman (2016), played in all 12 games with one start as a true freshman. He finished fifth on the team with 29 catches and 412 yards, and added a pair of touchdowns. He ranked fourth among SEC freshman with 2.4 catches per game and fifth with 34.4 receiving yards per game.
- Majored in broadcast journalism and minored in criminal justice and education at Ole Miss.

PERSONAL:

- Attended Starkville (Miss.) High School, where he was an Under Armour All-America selection and a consensus 4-star prospect by the major

recruiting services.

- Ranked the No. 45 overall recruit by Scout, No. 47 by 24/7 Sports, No. 53 by Rivals, and No. 66 by ESPN.
- As a senior, caught 83 passes for 1,371 yards and 13 touchdowns en route to leading Starkville to a 6A state championship.
- Named first team All-State by USA Today, The Clarion-Ledger, and the Mississippi Association of Coaches.
- Became the second player ever to be selected to both the Under Armour football and baseball All-American games.
- Also played baseball and basketball in high school. Brown batted over .360 for the Yellowjackets.
- List of favorites: (movie) "Bad Boys"; (TV show) "Martin"; (musician) "Kevin Gates"; (dessert) chocolate cake.
- Has two older sisters.
- Son of Arthur Brown, Josette Robertson and Mellisa Smith.
- Follow Brown on Twitter at @Brown1arthur.
- Follow Brown on Instagram at @1k_alwaysopen.
- Born Arthur Juan Brown on June 30, 1997 in Starkville, Miss.

A.J. BROWN'S GAME-BY-GAME

2019 Tennessee Titans

Date	Opp.	W/L	P/S	RECEIVING				
				No	Yds	Avg	Lg	TD
Sept 8	@ Cle	W	S	3	100	33.3	51	0
Sept 15	Ind	L	S	3	25	8.3	11	0
Sept 19	@ Jax	L	S	1	4	4.0	4	0
Sept 29	@ Atl	W	p	3	94	31.3	55t	2
Oct 6	Buf	L	S	2	27	13.5	14	0
Oct 13	@ Den	L	S	2	23	11.5	13	0
Oct 20	LAC	W	p	6	64	10.7	16	0
Oct 27	TB	W	p	2	11	5.5	8t	1
Nov 3	@ Car	L	p	4	81	20.3	35	0
Nov 10	KC	W	S	1	17	17.0	17	0
Nov 24	Jax	W	p	4	135	33.8	65t	1
Dec 1	@ Ind	W	S	3	45	15.0	16	0
Dec 8	@ Oak	W	S	5	153	30.6	91t	2
Dec 15	Hou	L	S	8	114	14.3	60	1
Dec 22	NO	L	S	1	34	34.0	34	0
Dec 29	@ Hou	W	S	4	124	31.0	51t	1
Totals		9-7	16/11	52	1,051	20.2	91t	8
Playoffs								
Jan 4	@ NE	W	S	1	4	4.0	4	0
Jan 11	@ Bal	W	S	1	9	9.0	9	0
Jan 19	@ KC	L	S	3	51	17.0	37	0
Totals		2-1	3/3	5	64	12.8	37	0

2020 Tennessee Titans

Date	Opp.	W/L	P/S	RECEIVING				
				No	Yds	Avg	Lg	TD
Sept 14	@ Den	W	S	5	39	7.8	12	0
Sept 20	Jax	W	IA					
Sept 27	@ Min	W	IA					
Oct 13	Buf	W	p	7	82	11.7	16t	1
Oct 18	Hou	W	S	5	58	11.6	18	2
Oct 25	Pit	L	S	6	153	25.5	73t	1
Nov 1	@ Cin	L	S	4	24	6.0	9t	1
Nov 8	Chi	W	S	4	101	25.3	40t	1
Nov 12	Ind	L	p	1	21	21.0	21	0
Nov 22	@ Bal	W	S	4	62	15.5	25	1

Nov 29	@ Ind	W	S	4	98	24.5	69t	1
Dec 6	Cle	L	S	4	87	21.8	40	0
Dec 13	@ Jax	W	S	7	112	16.0	37t	1
Dec 20	Det	W	S	5	44	8.8	14	1
Dec 27	@ GB	L	S	4	43	10.8	12	0
Jan 3	@ Hou	W	S	10	151	15.1	52	1
Totals		11-5	14/12	70	1,075	15.4	73t	11
Playoffs								
Jan 10	Bal	L	S	6	83	13.8	28	1
Totals		0-1	1/1	6	83	13.8	28	1

2021 Tennessee Titans

Date	Opp.	W/L	P/S	RECEIVING				
				No	Yds	Avg	Lg	TD
Sept 12	Ari	L	S	4	49	12.3	19	1
Sept 19	@ Sea	W	S	3	43	14.3	15	0
Sept 26	Ind	W	S	0	0	-	0	0
Oct 3	@ NYJ	L	IA					
Oct 10	@ Jax	W	S	3	38	12.7	22	0
Oct 18	Buf	W	S	7	91	13.0	22	0
Oct 24	KC	W	S	8	133	16.6	46	1
Oct 31	@ Ind							
Nov 7	@ LAR							
Nov 14	NO							
Nov 21	Hou							
Nov 28	@ NE							
Dec 12	Jax							
Dec 19	@ Pit							
Dec 23	SF							
Jan 2	Mia							
Jan 9	@ Hou							
Totals		5-2	6/6	25	354	14.2	46	2

A.J. BROWN'S NFL STATISTICS

REGULAR SEASON

Year	Team	REGULAR SEASON		RECEIVING					RUSHING				
		GP	GS	No	Yds	Avg	Lg	TD	Att	Yds	Avg	Lg	TD
2019	Tennessee	16	11	52	1,051	20.2	91t	8	3	60	20.0	49t	1
2020	Tennessee	14	12	70	1,075	15.4	73t	11	0	0	-	0	0
2021	Tennessee	6	6	25	354	14.2	46	2	1	3	3.0	3	0
NFL Totals		36	29	147	2,480	16.9	91t	21	4	63	15.8	49t	1

PLAYOFFS

Year	Team	PLAYOFFS		RECEIVING					RUSHING				
		GP	GS	No	Yds	Avg	Lg	TD	Att	Yds	Avg	Lg	TD
2019	Tennessee	3	3	5	64	12.8	37	0	1	9	9.0	9	0
2020	Tennessee	1	1	6	83	13.8	28	1	0	0	-	0	0
NFL Totals		4	4	11	147	13.4	37	1	1	9	9.0	9	0

Single-Game Highs

Receptions - 10 at Houston (1/3/21)
 Receiving Yards - 153 (Twice, last vs. Pittsburgh 10/25/20)
 Long Reception - 91t at Oakland (12/8/19)
 Receiving Touchdowns - 2 (Three times, last vs. Houston 10/18/20)
 Rushing Attempts - **1 (Four times, last vs. Indianapolis 9/26/21)**
 Rushing Yards - 49 vs. New Orleans (12/22/19)
 Long Rush - 49t vs. New Orleans (12/22/19)
 Rushing Touchdowns - 1 vs. New Orleans (12/22/19)

Playoff Single-Game Highs

Receptions - 6 vs. Baltimore (1/10/21)
 Receiving Yards - 83 vs. Baltimore (1/10/21)
 Long Reception - 37 at Kansas City (1/19/20)
 Receiving Touchdowns - 1 vs. Baltimore (1/10/21)
 Rushing Attempts - 1 at Baltimore (1/11/20)
 Rushing Yards - 9 at Baltimore (1/11/20)
 Long Rush - 9 at Baltimore (1/11/20)

Additional Career Statistics

Kickoff Returns - 1 for 42-yard touchdown at Indianapolis (11/29/20)
 Misc. Tackles - 1 (2019), 1 (2020), **2 (2021)**
 Defensive Tackle - **1 (2021)**



14 RANDY BULLOCK

KICKER • 5'9" • 210 LBS • COLLEGE: TEXAS A&M
ACQUIRED: FREE AGENT - 2021 • NFL EXPERIENCE (NFL/TITANS): 10/1
HOMETOWN: KLEIN, TEXAS
GAMES PLAYED/GAMES STARTED: 113/0 (PLAYOFFS: 0/0)

PRO: The Titans signed Randy Bullock to the team's practice squad during Week 1 to add insurance and experience to the kicking position. Prior to arriving in Tennessee, the 5-foot-9-inch, 210-pounder appeared in 107 games over nine seasons with the Houston Texans (2012-15), N.Y. Jets (2015), N.Y. Giants (2016), Pittsburgh Steelers (2016) and Cincinnati Bengals (2016-20). The Texas A&M product spent the 2021 offseason with the Detroit Lions.

CAREER HIGHLIGHTS:

- Entering 2021, Bullock has played in 107 NFL games, making 168 of 202 field goal attempts (83.2 percent) and 215 of 225 extra points (95.6 percent).
- In 2017, Bullock made good on a career-best 90 percent of his field goals in his first full season with the Bengals.
- In 2014, Bullock collected a career-high 130 points by nailing 30 of 35 field goals and all 40 extra points for the Texans.

TITANS TIDBITS:

- As a senior at Texas A&M, Bullock was received the Lou Groza Award, which is given annually to the nation's top placekicker.

CAREER TRANSACTIONS:

- The Klein, Texas, native was originally selected by the Houston Texans in the fifth round (161st overall) of the 2012 NFL Draft.
- Waived by the Texans on Sept. 29, 2015.
- Signed by N.Y. Jets as free agent on Nov. 10, 2015.
- Signed by N.Y. Giants as an unrestricted free agent on Aug. 23, 2016.
- Released by the Giants on Sept. 13, 2016.
- Signed by the Pittsburgh Steelers as free agent on Dec. 3, 2016.
- Released by the Steelers on Dec. 12, 2016.
- Claimed off waivers by the Cincinnati Bengals on Dec. 13, 2016.
- Signed by the Detroit Lions as an unrestricted free agent on March 22, 2021.
- Released by the Lions on Aug. 31, 2021.
- Signed by the Titans to their practice squad on Sept. 11, 2021.
- Signed by the Titans to their active roster from the practice squad on Sept. 15, 2021.

SEASON RECAPS:

2021 (6/0 - Tennessee): Has made five game-winning field goals in his career, including one in 2021 (at SEA).

- At Seattle (9/19), made his Titans debut and nailed four of five field goals, including the game-winner in overtime. Made good on all three extra point chances. Evened the score at 3-3 with a 33-yard field goal in the first quarter. Gave the Titans a 6-3 advantage with a 30-yard field goal in the second stanza. Cut the Seahawks lead to 17-9 with a 24-yard field goal late in the second quarter. Ended the game with his fifth career game-winning field goal from 36 yards out with 4:45 remaining in overtime.
- Against Indianapolis (9/26), connected on his lone field goal (32) and both extra point chances. Gave the Titans a 25-16 lead with a 32-yard field goal with 2:58 remaining in the game.
- At N.Y. Jets (10/3), made good on three of four field goals (44, 46, 36) and his lone extra point chance. Gave the Titans an early 3-0 lead with a 44-yard field goal in the first quarter. Extended the Titans lead to 6-0 with a 46-yard field goal early in the second quarter. Increased the Titans advantage to 9-0 with a 36-yard field goal in the second stanza.
- At Jacksonville (10/10), connected on four of five extra point chances and his lone field goal attempt (34). Gave the Titans a 24-13 halftime lead with

a 34-yard field goal with 31 seconds remaining in the second quarter.

- Against Buffalo (10/18), connected on both field goals (43, 38) and all four extra point chances. Cut the Bills lead to 13-10 with a 43-yard field goal in the second stanza. Made the score 31-27 in favor of Buffalo with a 38-yard field goal early in the fourth quarter.
- Against Kansas City (10/24), made good on both field goals (34, 51) and all three extra point chances. Booted all six of his kickoffs into the end zone for touchbacks. It was the third time in his career he had six or more kickoffs and had touchbacks on 100 percent of them. Extended the Titans' lead to 17-0 with a 34-yard field goal in the second quarter. Gave the Titans a 27-0 lead with a 51-yard field goal just before halftime.

2020 (12/0 - Cincinnati): Played in 12 games and went 21 of 26 on field goals (80.7 percent) and 24 of 25 on extra points (96 percent). Was a healthy inactive for the final four contests.

- At Cleveland (9/17), made all three field goal attempts (38, 43, 27).
- At Philadelphia (9/27), connected on all three field goals (48, 31, 25).
- Against Jacksonville (10/4), made a season-high four field goals (35, 40, 46, 30) on four attempts.
- At Indianapolis (10/18), hit a 55-yard field goal, tied for the second-longest in team history.

2019 (16/0 - Cincinnati): Played in all 16 games and went 27 of 31 on field goals (87.1 percent) and 24 of 25 (96 percent) on extra points.

- At Cleveland (12/8), went four for four on field goals (34, 44, 28, 46).
- At Miami (12/22), his 57-yard field goal was the longest in Bengals history. Delivered a successful onside kick that yielded a game-tying touchdown drive that capped a 23-point fourth-quarter Bengals comeback. Became the first NFL kicker since 2015 to make a field goal of at least 55 yards and boot a successful onside kick in the same game (Nick Folk).

2018 (16/0 - Cincinnati): Played in all 16 games and converted 82.6 percent of his field goal attempts (19 of 23). Two of his four misses were blocked. Made good on 95.1 percent of extra points (39 of 41). Finished the season with a streak of 10 consecutive field goals made.

- Against Baltimore (9/13), made a 40-yarder in fourth quarter to seal a win.
- Against Miami (10/7), nailed a season-long 51-yarder in third quarter.
- Against Tampa Bay (10/28), converted a game-winning 44-yard field goal as time expired.

2017 (15/0 - Cincinnati): Played in 15 games in his first full season with the Bengals and converted a career-high 90.0 percent of his field goal attempts (18 of 20) and 31 of 33 extra point chances. Was inactive for one contest.

- Against Detroit (12/24), converted all four of his field goal attempts, including a season-long 51-yarder.

2016 (1/0 - N.Y. Giants; 1/0 - Pittsburgh; 3/0 - Cincinnati): Signed by the Giants during training camp and kicked for the team's season opener as Dallas going two for three on extra points. Released by the Giants on Sept. 13. Signed by the Steelers as a replacement for the injured Chris Boswell, and kicked for Steelers on Dec. 4, going three for three on field goals (44, 34, 38) and making his only extra point chance. Did not play in another contest for the Steelers before being waived on Dec. 12. Claimed off waivers by the Bengals on Dec. 13.

- Against Pittsburgh (12/18), made his Bengals debut and went two for two on field goals (23, 22) and connected on both extra points.

2015 (3/0 - Houston; 8/0 - N.Y. Jets): Opened the season with the

Texans, kicking in the first three games and going five of six on field goals and three of five on extra points before being released on Sept. 29. Signed as free agent with N.Y. Jets on Nov. 10 and kicked in the final eight games, connecting on 14 of 17 on field goals and 19 of 20 extra points.

- At N.Y. Giants (12/6), made a 31-yard field goal in overtime for 23-20 win.
- At Dallas (12/19), nailed a 40-yard field goal with 36 seconds to play to secure a 19-16 win.

2014 (16/0 - Houston): Played in all 16 games and made good on 30 for 35 on field goals and 40 for 40 on extra points. Connected on four of five field goal tries of 50 or more yards.

- Against Buffalo (9/28), nailed all three field goals, including kicks of 50 and 55 yards.
- Against Baltimore (12/21); set franchise records for field goals (six) and points (19) in a game during the 25-13 victory.

2013 (16/0 - Houston): Played in all 16 games and connected on 26 of 35 field goals and all 26 extra points. Finished the season with 12 straight made field goals.

- At San Diego (9/9), made his NFL debut on Monday Night Football and his 41-yard field goal with 3:53 to play provided final points in 31-28 win.

2012 (0/0 - Houston): Spent his rookie season on injured reserve because of a leg injury suffered in the preseason.

COLLEGE:

- Played four seasons (2008-11) at Texas A&M, leaving with school career records for points (365), field goals (63) and extra points (176).
- As a senior (2011), named first-team All-American and won college football's Lou Groza Award (nation's top placekicker). His 142 point total was a school record, and he led the nation with an average of 2.33 field goals per game. Set a school single-season record with 29 field goals and 55 extra points.
- As a junior (2010), earned All-Big 12 honorable mention after connecting on 16 of 21 field goals and all 50 extra point attempts.
- As a sophomore (2009), took over the starting kicking job and made good on 12 of 19 field goals and 51 extra point tries.
- As a freshman (2008), kicked in the team's final seven games and score 38 points.
- Majored in Petroleum Engineering at Texas A&M, where he earned academic All-Big 12 honors.

PERSONAL:

- Attended Klein High School, where he earned first-team All-District honors after connecting on 11 of 14 field goal attempts and was a perfect on 39 extra points in 2007.

• Also earned All-Greater Houston and All-Texas accolades.

• Booted a 54-yard field goal, believed to be at the time the eighth-longest field goal in Texas high school football history.

• Last name is pronounced BULL-luck.

• Follow Bullock on Twitter @randybullock28.

• Born Randy Bullock on Dec. 16, 1989 in Lafayette, La.

RANDY BULLOCK'S GAME-BY-GAME

2013 Houston Texans

Date	Opp	W/L	PAT		FG			1-19		20-29		30-39		40-49		50+		LG	Pts	Kick-by-Kick	Kickoffs				
			Ma	Att	Ma	Att	Pct	Ma	Att	Ma	Att	Ma	Att	Ma	Att	Ma	Att				No	InEZ	TB	PctTB	
Sept 9	@ SD	W	4	4	1	2	50.0	0	0	0	0	0	0	1	1	0	1	41	7	51wl, 41	5	-	4	80.0	
Sept 15	Ten	W	2	2	0	3	0.0	0	0	0	0	0	0	1	1	0	2	0	2	50wr, 50wr, 46lu	4	-	4	100.0	
Sept 22	@ Bal	L	0	0	3	3	100.0	0	0	2	2	0	0	1	1	0	0	47	9	27, 29, 47	3	-	1	33.3	
Sept 29	Sea	L	2	2	2	2	100.0	0	0	1	1	0	0	1	1	0	0	42	8	22, 42	5	-	2	40.0	
Oct 6	@ SF	L	0	0	1	2	50.0	0	0	0	0	0	0	1	2	0	0	41	3	43wl, 41	2	-	1	50.0	
Oct 13	Stl	L	1	1	2	2	100.0	0	0	1	1	1	1	1	0	0	0	35	7	20, 35	4	-	1	25.0	
Oct 20	@ KC	L	1	1	3	3	100.0	0	0	1	1	0	0	2	2	0	0	48	10	48, 21, 47	5	-	1	20.0	
Nov 3	Ind	L	3	3	1	4	25.0	0	0	0	0	0	0	1	3	0	1	43	6	49wl, 43, 55wl	5	-	2	40.0	
Nov. 10	@ Ari	L	3	3	1	2	50.0	0	0	0	0	0	0	1	2	0	0	48	6	48, 40B	5	-	3	60.0	
Nov. 17	Oak	L	2	2	3	3	100.0	0	0	1	1	1	1	0	0	1	1	51	11	51, 26, 30	6	-	3	50.0	
Nov 24	Jax	L	0	0	2	2	100.0	0	0	1	1	0	0	1	1	0	0	49	6	49, 20	3	-	2	66.7	
Dec 1	NE	L	4	4	1	1	100.0	0	0	0	0	0	0	1	1	0	0	43	7	43	6	-	0	0.0	
Dec 5	@ Jax	L	2	2	2	2	100.0	0	0	0	0	2	2	0	0	0	0	34	8	34, 31	5	-	3	60.0	
Dec 15	@ Ind	L	0	0	1	1	100.0	0	0	0	0	0	0	1	1	0	0	49	3	49	2	-	1	50.0	
Dec 22	Den	L	1	1	2	2	100.0	0	0	0	0	1	1	1	1	0	0	45	7	45, 35	4	-	0	0.0	
Dec 29	@ Ten	L	1	1	1	1	100.0	1	1	0	0	0	0	0	0	0	0	19	4	19	3	-	1	33.3	
Totals			2-14	26	26	26	35	74.3	1	1	7	7	5	5	12	17	1	5	51	104		67	-	29	43.3

2014 Houston Texans

Date	Opp	W/L	PAT		FG			1-19		20-29		30-39		40-49		50+		LG	Pts	Kick-by-Kick	Kickoffs				
			Ma	Att	Ma	Att	Pct	Ma	Att	Ma	Att	Ma	Att	Ma	Att	Ma	Att				No	InEZ	TB	PctTB	
Sept 7	Was	W	2	2	1	1	100.0	0	0	0	0	0	0	1	1	0	0	42	5	42	4	-	2	50.0	
Sept 14	@ Oak	W	3	3	3	4	75.0	0	0	0	1	2	2	1	1	0	0	46	12	33, 39, 46, 27B	7	-	3	42.9	
Sept 21	@ NYG	L	2	2	1	1	100.0	0	0	1	1	0	0	0	0	0	0	27	5	27	3	-	2	66.7	
Sept 28	Buf	W	2	2	3	3	100.0	0	0	0	0	0	0	1	1	2	2	55	11	41, 55, 50	6	-	3	50.0	
Oct 5	@ Dal	L	2	2	1	1	100.0	0	0	1	1	0	0	0	0	0	0	29	5	29	4	-	2	50.0	
Oct 9	Ind	L	4	4	0	1	0.0	0	0	0	0	0	1	0	0	0	0	0	4	37wr	5	-	2	40.0	
Oct 20	@ Pit	L	2	2	3	3	100.0	0	0	0	0	3	3	0	0	0	0	39	11	39, 38, 31	5	-	2	40.0	
Oct 26	@ Ten	W	3	3	3	3	100.0	0	0	1	1	1	1	1	1	0	0	49	12	30, 29, 49	7	-	4	57.1	
Nov 2	Phi	L	3	3	0	1	0.0	0	0	0	0	0	1	0	0	0	0	0	3	39wl	4	-	2	50.0	
Nov 16	@ Cle	W	2	2	3	4	75.0	0	0	0	0	1	1	1	1	1	2	50	11	52wr, 46, 37, 50	6	-	1	16.7	
Nov 23	Cin	L	1	1	2	2	100.0	0	0	1	1	1	1	0	0	0	0	36	7	26, 25	4	-	1	25.0	
Nov 30	Ten	W	6	6	1	2	50.0	0	0	0	0	1	1	0	1	0	0	37	9	37, 43BL	8	-	6	75.0	
Dec 7	@ Jax	W	3	3	2	2	100.0	0	0	0	0	0	0	2	2	0	0	44	9	44, 44	6	-	2	33.3	
Dec 14	@ Ind	L	1	1	1	1	100.0	0	0	0	0	0	0	0	0	1	1	53	4	53	3	-	1	33.3	
Dec 21	W	L	1	1	6	6	100.0	0	0	2	2	4	4	0	0	0	0	39	19	35, 25, 30, 20, 39, 33	8	-	4	50.0	
Dec 28	Jax	W	3	3	0	0	0.0	0	0	0	0	0	0	0	0	0	0	0	3		4	-	3	75.0	
Totals			9-7	40	40	30	35	85.7	0	0	6	7	13	15	7	8	4	5	55	130		84	-	40	47.6

2015 Houston Texans

Date	Opp	W/L	PAT		FG			1-19		20-29		30-39		40-49		50+		LG	Pts	Kick-by-Kick	Kickoffs			
			Ma	Att	Ma	Att	Pct	Ma	Att	Ma	Att	Ma	Att	Ma	Att	Ma	Att				No	InEZ	TB	PctTB
Sept 13	KC	L	0	1	2	2	100.0	0	0	0	0	1	1	1	1	0	0	47	6	34, 47	4	-	3	75.0
Sept 20	@ Car	L	2	2	1	1	100.0	0	0	0	0	0	0	1	1	0	0	43	5	43	4	-	3	75.0
Sept. 27	TB	W	1	2	2	3	66.7	1	1	0	0	1	1	0	1	0	0	29	7	43lu, 39, 19	5	-	4	80.0
Totals			1-2	3	5	6	83.3	1	1	0	0	2	2	2	3	0	0	47	18		13	-	10	76.9

2015 New York Jets

Date	Opp	W/L	PAT		FG			1-19		20-29		30-39		40-49		50+		LG	Pts	Kick-by-Kick	Kickoffs				
			Ma	Att	Ma	Att	Pct	Ma	Att	Ma	Att	Ma	Att	Ma	Att	Ma	Att				No	InEZ	TB	PctTB	
Nov. 12	Buf	L	2	2	1	1	100.0	0	0	1	1	0	0	0	0	0	0	29	5	29	4	-	3	75.0	
Nov. 22	@ Hou	L	2	2	1	1	100.0	0	0	0	0	0	0	1	1	0	0	40	5	40	4	-	4	100.0	
Nov. 29	Mia	W	5	5	1	1	100.0	0	0	0	0	0	0	1	1	0	0	41	8	41	7	-	2	28.6	
Dec. 6	@ NYG	W	2	2	3	3	100.0	0	0	2	2	1	1	0	0	0	0	31	11	24, 24, 31	6	-	2	33.3	
Dec. 13	Ten	W	3	3	3	4	75.0	0	0	1	1	0	0	2	2	0	1	47	12	53wl, 47, 27, 42	7	-	4	57.1	
Dec. 19	@ Dal	W	1	2	2	3	66.7	0	0	0	0	1	1	1	2	0	0	40	7	36, 45wr, 40	5	-	0	0.0	
Dec. 27	NE	W	2	2	2	2	100.0	0	0	0	0	1	1	1	1	0	0	49	8	30, 49	5	-	3	60.0	
Jan. 3.	@ Buf	L	2	2	1	2	50.0	0	0	0	0	1	1	0	1	0	0	39	5	40wr, 39	4	-	4	100.0	
Totals			5-3	19	20	14	17	82.4	0	0	4	4	4	4	6	8	0	1	49	79		15	-	11	73.3

2016 New York Giants

Date	Opp	W/L	PAT		FG			1-19		20-29		30-39		40-49		50+		LG	Pts	Kick-by-Kick	Kickoffs			
			Ma	Att	Ma	Att	Pct	Ma	Att	Ma	Att	Ma	Att	Ma	Att	Ma	Att				No	InEZ	TB	PctTB
Sept. 11	@ Dal	W	2	3	0	0	0.0	0	0	0	0	0	0	0	0	0	0	0	2		4	-	3	75.0
Totals			1-0	2	3	0	0	0.0	0	0	0	0	0	0	0	0	0	0	2		4	-	3	75.0

RANDY BULLOCK'S GAME-BY-GAME CONT.

2016 Pittsburgh Steelers

Date	Opp	W/L	PAT		FG			1-19		20-29		30-39		40-49		50+		LG	Pts	Kick-by-Kick	Kickoffs				
			Ma	Att	Ma	Att	Pct	Ma	Att	Ma	Att	Ma	Att	Ma	Att	Ma	Att				No	InEZ	TB	PctTB	
Dec. 4	NYG	W	1	1	3	3	100.0	0	0	0	0	2	2	1	1	0	0	44	10	44, 34, 38	6	-	3	50.0	
Totals			1-0	1	1	3	3	100.0	0	0	0	0	2	2	1	1	0	0	44	10		6	-	3	50.0

2016 Cincinnati Bengals

Date	Opp	W/L	PAT		FG			1-19		20-29		30-39		40-49		50+		LG	Pts	Kick-by-Kick	Kickoffs				
			Ma	Att	Ma	Att	Pct	Ma	Att	Ma	Att	Ma	Att	Ma	Att	Ma	Att				No	InEZ	TB	PctTB	
Dec 18	Pit	L	2	2	2	2	100.0	0	0	2	2	0	0	0	0	0	0	23	8	23, 22	5	-	2	40.0	
Dec 24	@ Hou	L	1	1	1	2	50.0	0	0	0	0	0	0	1	2	0	0	43	4	43, 43wr	2	-	2	100.0	
Jan. 1	Bal	W	3	3	2	2	100.0	0	0	2	2	0	0	0	0	0	0	24	9	23, 24	6	-	4	66.7	
Totals			1-2	6	6	5	6	83.3	0	0	4	4	0	0	1	2	0	0	43	21		13	-	8	61.5

2017 Cincinnati Bengals

Date	Opp	W/L	PAT		FG			1-19		20-29		30-39		40-49		50+		LG	Pts	Kick-by-Kick	Kickoffs				
			Ma	Att	Ma	Att	Pct	Ma	Att	Ma	Att	Ma	Att	Ma	Att	Ma	Att				No	InEZ	TB	PctTB	
Sept 10	Bal	L	0	0	0	0	0	0	0	0	0	0	0	0	0	0	0	0	0		1	-	1	100.0	
Sept 14	Hou	L	0	0	3	3	100.0	0	0	1	1	2	2	0	0	0	0	39	9	29, 29, 30	4	-	3	75.0	
Sept 24	@ GB	L	3	3	1	2	50.0	0	0	0	0	0	0	1	2	0	0	46	6	48wr, 46	5	-	4	80.0	
Oct 1	@ Cle	W	4	4	1	1	100.0	0	0	0	0	0	0	1	1	0	0	41	7	41	6	-	1	16.7	
Oct 8	Buf	W	2	2	2	2	100.0	0	0	1	1	1	1	0	0	0	0	30	8	30, 29	5	-	4	80.0	
Oct 22	@ Pit	L	2	2	0	0	0	0	0	0	0	0	0	0	0	0	0	0	2		3	-	2	66.7	
Oct 29	Ind	W	3	3	1	2	50.0	0	0	1	1	0	1	0	0	0	0	29	6	29, 34b	5	-	2	40.0	
Nov. 5	@ Jax	L										Inactive													
Nov 12	@ Ten	L	2	3	0	0	0.0	0	0	0	0	0	0	0	0	0	0	0	2		4	-	1	25.0	
Nov 19	@ Den	W	2	3	0	0	0.0	0	0	0	0	0	0	0	0	0	0	0	2		4	-	4	100.0	
Nov 26	Cle	W	3	3	3	3	100.0	0	0	1	1	1	1	1	1	0	0	49	12	31, 49, 21	7	-	2	28.6	
Dec 4	Pit	L	2	2	2	2	100.0	0	0	0	0	1	1	1	1	0	0	41	8	35, 41	5	-	3	60.0	
Dec 10	Chi	L	1	1	0	0	0	0	0	0	0	0	0	0	0	0	0	0	1		2	-	0	0.0	
Dec 17	@ Min	L	1	1	0	0	0	0	0	0	0	0	0	0	0	0	0	0	1		2	-	2	100.0	
Dec 24	Det	W	2	2	4	4	100.0	0	0	2	2	1	1	0	0	1	1	51	14	29, 27, 35, 51	6	-	1	16.7	
Dec 31	@ Bal	W	4	4	1	1	100.0	0	0	0	0	1	1	0	0	0	0	32	147	32	6	-	0	0.0	
Totals			7-8	31	33	18	20	90.0	0	0	6	6	7	8	4	5	1	1	51	85		65	-	30	46.2

2018 Cincinnati Bengals

Date	Opp	W/L	PAT		FG			1-19		20-29		30-39		40-49		50+		LG	Pts	Kick-by-Kick	Kickoffs				
			Ma	Att	Ma	Att	Pct	Ma	Att	Ma	Att	Ma	Att	Ma	Att	Ma	Att				No	InEZ	TB	PctTB	
Sept 9	@ Ind	W	4	4	2	2	100.0	0	0	0	0	1	1	1	1	0	0	42	10	42, 39	7	-	5	71.4	
Sept 13	Bal	W	4	4	2	2	100.0	0	0	1	1	0	0	1	1	0	0	40	10	28, 40	7	-	6	85.7	
Sept 23	@ Car	L	3	3	0	1	0.0	0	0	0	0	0	0	0	0	0	1	0	3		4	-	4	100.0	
Sept 30	@ Atl	W	4	4	1	1	100.0	0	0	0	0	1	1	0	0	0	0	36	7	36	7	-	3	42.9	
Oct 7	Mia	W	3	3	2	3	66.7	0	0	1	1	0	1	0	0	1	1	51	9	37b, 51, 20	6	-	3	50.0	
Oct 14	Pit	L	3	3	0	0	0.0	0	0	0	0	0	0	0	0	0	0	0	3		4	-	2	50.0	
Oct 21	@ KC	L	1	1	1	1	100.0	0	0	0	0	1	1	0	0	0	0	33	4	33	3	-	2	66.7	
Oct 28	TB	W	4	5	1	1	100.0	0	0	0	0	0	0	1	1	0	0	44	7	44	6	-	5	83.3	
Nov 11	NO	L	2	2	0	0	0.0	0	0	0	0	0	0	0	0	0	0	0	2		4	-	4	100.0	
Nov. 18	@ Bal	L	3	3	0	1	0.0	0	0	0	0	0	0	0	0	0	1	0	3	52wr	4	-	0	0.0	
Nov 25	Cle	L	2	3	0	1	0.0	0	0	0	0	0	0	0	0	0	1	0	2	54b	4	-	1	25.0	
Dec 2	Den	L	1	1	1	1	100.0	0	0	0	0	1	1	0	0	0	0	35	4	35	3	-	3	100.0	
Dec 9	@ LAC	L	0	0	3	3	100.0	0	0	1	1	0	0	2	2	0	0	47	9	47, 23, 46	5	-	2	40.0	
Dec 16	Oak	W	3	3	3	3	100.0	0	0	1	1	2	2	0	0	0	0	38	12	34, 38, 23	7	-	4	57.1	
Dec 23	@ Cle	L	1	1	1	1	100.0	0	0	0	0	0	0	0	0	1	1	51	4	51	4	-	1	25.0	
Dec 30	@ Pit	L	1	1	2	2	100.0	0	0	0	0	1	1	1	1	0	0	49	7	49, 32	4	-	1	25.0	
Totals			6-10	39	41	19	23	82.6	0	0	4	4	7	8	6	6	2	5	51	96		78	-	46	58.9

RANDY BULLOCK'S GAME-BY-GAME CONT.

2019 Cincinnati Bengals

Date	Opp	W/L	PAT		FG			1-19		20-29		30-39		40-49		50+		LG	Pts	Kick-by-Kick	Kickoffs				
			Ma	Att	Ma	Att	Pct	Ma	Att	Ma	Att	Ma	Att	Ma	Att	Ma	Att				No	InEZ	TB	PctTB	
Sept 8	@ Sea	L	2	2	2	3	66.7	0	0	1	1	1	1	0	1	0	0	39	8	39, 45wl, 27	5	-	4	80.0	
Sept 15	SF	L	2	2	1	2	50.0	0	0	0	0	1	1	0	0	0	1	37	5	52wl, 37	4	-	3	75.0	
Sept 22	@ Buf	L	2	2	1	1	100.0	0	0	0	0	0	0	1	1	0	0	43	5	43	4	-	3	75.0	
Sept 30	@ Pit	L	0	0	1	1	100.0	0	0	1	1	0	0	0	0	0	0	28	3	28	2	-	2	100.0	
Oct 6	Ari	L	2	2	3	3	100.0	0	0	2	2	0	0	1	1	0	0	48	11	23, 48, 23	6	-	4	66.7	
Oct 13	@ Bal	L	2	2	1	1	100.0	0	0	1	1	0	0	0	0	0	0	22	5	22	3	-	2	66.7	
Oct 20	Jax	L	2	2	1	1	100.0	0	0	0	0	1	1	0	0	0	0	38	5	38	3	-	3	100.0	
Oct 27	@ LAR	L	1	1	1	1	100.0	0	0	1	1	0	0	0	0	0	0	28	4	28	3	-	2	66.7	
Nov 10	Bal	L	1	1	2	2	100.0	0	0	0	0	1	1	1	1	0	0	42	7	42, 39	4	-	3	75.0	
Nov 17	@ Oak	L	1	1	1	2	50.0	0	0	0	0	0	0	1	1	0	1	40	4	53wl, 40	3	-	3	100.0	
Nov 24	Pit	L	1	1	1	1	100.0	0	0	1	1	0	0	0	0	0	0	27	4	27	3	-	2	66.7	
Dec 1	NYJ	W	2	2	2	3	66.7	0	0	1	1	0	0	1	2	0	0	47	8	24, 48wr, 47	5	-	3	60.0	
Dec 8	@ Cle	L	1	1	4	4	100.0	0	0	1	1	1	1	2	2	0	0	46	13	34, 44, 28, 46	5	-	3	60.0	
Dec 15	NE	L	1	1	2	2	100.0	0	0	0	0	1	1	1	1	0	0	48	7	34, 48	3	-	1	33.3	
Dec 22	@ Mia	L	1	1	2	2	100.0	0	0	1	1	0	0	0	0	1	1	57	7	20, 57	6	-	4	66.7	
Dec 29	Cle	W	3	4	2	2	100.0	0	0	0	0	0	0	2	2	0	0	47	9	47, 46	7	-	4	57.1	
Totals			2-14	24	25	27	31	87.1	0	0	10	10	6	6	10	12	1	3	57	105		66	-	46	69.6

2020 Cincinnati Bengals

Date	Opp	W/L	PAT		FG			1-19		20-29		30-39		40-49		50+		LG	Pts	Kick-by-Kick	Kickoffs				
			Ma	Att	Ma	Att	Pct	Ma	Att	Ma	Att	Ma	Att	Ma	Att	Ma	Att				No	InEZ	TB	PctTB	
Sept 13	LAC	L	1	1	2	3	66.7	0	0	0	0	0	1	1	1	1	1	50	7	50, 43, 31wr	4	-	3	75.0	
Sept 17	@ Cle	L	3	3	3	3	100.0	0	0	1	1	1	1	1	1	0	0	43	12	38, 43, 27	6	-	6	100.0	
Sept 27	@ Phi	T	2	2	3	3	100.0	0	0	1	1	1	1	1	1	0	0	48	11	48, 31, 25	6	-	5	83.3	
Oct 4	Jax	W	3	3	4	4	100.0	0	0	0	0	2	2	2	2	0	0	46	15	35, 40, 46, 30	7	-	7	100.0	
Oct 11	@ Bal	L	0	0	1	1	100.0	0	0	0	0	1	1	0	0	0	0	38	3	38	2	-	1	50.0	
Oct 18	@ Ind	L	3	3	2	3	66.7	0	0	0	0	0	0	1	2	1	1	55	9	47, 55, 48ru	6	-	5	83.3	
Oct 25	Cle	L	4	4	2	2	100.0	0	0	1	1	1	1	0	0	0	0	37	10	37, 23	7	-	5	71.4	
Nov 1	Ten	W	4	4	1	1	100.0	0	0	0	0	1	1	0	0	0	0	33	7	33	6	-	4	66.7	
Nov 15	@ Pit	L	1	1	1	1	100.0	0	0	0	0	1	1	0	0	0	0	37	4	37	3	-	0	0.0	
Nov 22	@ Was	L	0	1	1	3	33.3	0	0	0	0	0	1	0	0	1	2	53	3	34ru, 53, 58ru	3	-	2	66.7	
Nov 29	NYG	L	2	2	1	1	100.0	0	0	0	0	0	0	1	1	0	0	44	5	44	4	-	2	50.0	
Dec 6	@ Mia	L	1	1	0	1	0.0	0	0	0	0	0	0	0	0	0	1	0	1	53wl	2	-	2	100.0	
Dec 13	Dal	L																							
Dec 21	Pit	W																							
Dec 27	@ Hou	W																							
Jan 3	Bal	L																							
Totals			2-9-1	24	25	21	26	80.8	0	0	3	3	8	10	7	8	3	5	55	87		56	-	42	

2021 Tennessee Titans

Date	Opp	W/L	PAT		FG			1-19		20-29		30-39		40-49		50+		LG	Pts	Kick-by-Kick	Kickoffs				
			Ma	Att	Ma	Att	Pct	Ma	Att	Ma	Att	Ma	Att	Ma	Att	Ma	Att				No	InEZ	TB	PctTB	
Sept 12	Ari	L																							
Sept 19	@ Sea	W	3	3	4	5	80.0	0	0	1	1	3	3	0	1	0	0	36	15	33, 30, 24, 44wr, 36	7	4	4	57.1	
Sept 26	Ind	W	2	2	1	1	100.0	0	0	0	0	1	1	0	0	0	0	32	5	32	5	3	3	60.0	
Oct 3	@ NYJ	L	1	1	3	4	75.0	0	0	0	0	1	1	2	3	0	0	46	10	44, 46, 36, 49wl	7	5	3	42.9	
Oct 10	@ Jax	W	4	5	1	1	100.0	0	0	0	0	1	1	0	0	0	0	34	7	34	7	5	3	42.9	
Oct 18	Buf	W	4	4	2	2	100.0	0	0	0	0	1	1	1	1	0	0	43	10	43, 38	7	7	4	57.1	
Oct 24	KC	W	3	3	2	2	100.0	0	0	0	0	1	1	0	0	1	1	51	9	34, 51	6	6	6	100.0	
Oct 31	@ Ind																								
Nov 7	@ LAR																								
Nov 14	NO																								
Nov 21	Hou																								
Nov 28	@ NE																								
Dec 12	Jax																								
Dec 19	@ Pit																								
Dec 23	SF																								
Jan 2	Mia																								
Jan 9	@ Hou																								
Totals			5-2	17	18	13	15	86.7	0	0	1	1	8	8	3	5	1	1	51	56		39	30	23	59.0

RANDY BULLOCK'S NFL STATISTICS

REGULAR SEASON			PAT		FG			1-19		20-29		30-39		40-49		50+		Kickoffs						
Date	Team	GP	Ma	Att	Ma	Att	Pct	Ma	Att	Ma	Att	Ma	Att	Ma	Att	Ma	Att	LG	Pts	No	InEZ	TB	PctTB	
2012	Houston	0	Injured		Reserve																			
2013	Houston	16	26	26	26	35	74.3	1	1	7	7	5	5	12	17	1	5	51	104	67	55	29	43.3	
2014	Houston	16	40	40	30	35	85.7	0	0	6	7	13	15	7	8	4	5	55	130	84	73	40	47.6	
2015	HOU/NYJ	11	22	25	19	23	82.6	1	1	4	4	6	6	8	11	0	1	49	79	55	54	30	54.5	
2016	NYG/PIT/CIN	5	9	10	8	9	88.9	0	0	4	4	2	2	2	3	0	0	44	33	23	16	14	60.9	
2017	Cincinnati	15	31	33	18	20	90.0	0	0	6	6	7	8	4	5	1	1	51	85	65	39	30	46.2	
2018	Cincinnati	16	39	41	19	23	82.6	0	0	4	4	7	8	6	6	2	5	51	96	78	61	45	57.7	
2019	Cincinnati	16	24	25	27	31	87.1	0	0	10	10	6	6	10	12	1	3	57	105	66	55	46	69.7	
2020	Cincinnati	12	24	25	21	26	80.8	0	0	3	3	8	10	7	8	3	5	55	87	56	46	42	75.0	
2021	Tennessee	6	17	18	13	15	86.7	0	0	1	1	8	8	3	5	1	1	51	56	39	30	23	59.0	
NFL Totals		113	232	243	181	217	83.4	2	2	45	46	62	68	59	75	13	26	57	775	533	429	299	56.1	

Single-Game Highs

Field Goals Made - 6 vs. Baltimore (12/21/14)
 Field Goal Attempts - 6 vs. Baltimore (12/21/14)
 Longest Field Goal - 57 at Miami (12/22/19)
 PATs Made - 6 vs. Tennessee (11/30/14)
 PATs Attempted - 6 vs. Tennessee (11/30/14)
 Points - 19 vs. Baltimore (12/21/14)
 Special Teams Tackles - 1 (2013), 1 (2014), 1 (2016)

Game-Winning Field Goals*

9/9/13 at San Diego (41 yards)
 12/6/15 at N.Y. Giants (31 yards, OT)
 12/19/15 at Dallas (40 yards)
 10/28/18 vs. Tampa Bay (44 yards)
9/19/21 at Seattle (36 yards, OT)

* A game-winning field goal is defined as one that was the final score of the game and gave the kicker's team the lead at any time in the fourth quarter or overtime.



31 KEVIN BYARD

SAFETY • 5'11" • 212 LBS • COLLEGE: MIDDLE TENNESSEE STATE
ACQUIRED: 3RD ROUND - 2016 • NFL EXPERIENCE (NFL/TITANS): 6/6
HOMETOWN: LITHONIA, GA.
GAMES PLAYED/GAMES STARTED: 87/78 (PLAYOFFS: 6/6)



Captain: 2019, 2020, 2021



Pro Bowl: 2017



Community Man of the Year: 2020

PRO: The Titans selected Kevin Byard with the first pick of the third round in the 2016 NFL Draft, and he is now considered one of the top safeties in the NFL. Following his second season, during which he tied for the NFL lead in interceptions (eight) and led the NFL in total takeaways (10), he was named first-team Associated Press All-Pro and earned his first Pro Bowl berth. From 2017 through 2019, no player had more interceptions than Byard, who totaled 17. The 5-foot-11-inch, 212-pound defender was named a team captain for the defense for the first time in 2019. A product of Middle Tennessee State University, Byard has a reputation as a sideline-to-sideline, ball-hawking safety who plays with tremendous intelligence and effort.

CAREER HIGHLIGHTS:

- In 2020, Byard was named the team's Walter Payton Man of the Year for his work in the community.
- Byard led the team and set a career-high in 2020 with 111 tackles.
- From 2017 through 2020, Byard ranked second in the NFL with 18 interceptions, behind only Miami's Xavien Howard.
- From 2017 through 2019, Byard led the NFL with 17 interceptions.
- In 2019, Byard led the team in interceptions (five) for the third consecutive season, while starting every contest for the third consecutive season.
- In 2018, Byard led the team with four interceptions and ranked third on the team with 96 tackles and 10 passes defended.
- In 2017, Byard was named to the Pro Bowl and earned first-team Associated Press All-Pro honors after tying Detroit's Darius Slay for the NFL lead with eight interceptions. He added a pair of fumble recoveries to pace the league with 10 total takeaways.
- His eight interceptions in 2017 tied for seventh in franchise history and made up the highest total by any franchise player since Oilers cornerback Richard Johnson picked off eight passes in 1990.
- In 2016, Byard saw action in all 16 games with seven starts and compiled 63 tackles, a sack, five tackles for loss, three quarterback pressures, four passes defended and 10 special teams tackles. His seven starts were the most by a Titans rookie safety since Michael Griffin (10) in 2007.

TITANS TIDBITS:

- In July 2020, Byard was named the official spokesperson for the United Way of Greater Nashville. His first order of business was to participate in the organization's virtual Stuff the Bus school supply drive.
- During the 2020 season, Byard assisted his wife, Clarke, in the unintentional home birth of their son, Kevin Leon Byard IV. 'It's one of those deals where we just couldn't make it to the hospital,' Byard said. 'We weren't planning on having the baby at the house.' Byard said Clarke started having mild contractions on the evening of August 23. Around 10:30 p.m., she woke up and things escalated quickly. Then, she started having more severe contractions while on the bathroom floor. The baby was due on August 24th. 'I kind of got up, I wasn't really panicking, but I was scrambling to get some clothes on, helping her try to get dressed,' Byard recalled. 'Her mom was downstairs, so I called her up.' Byard then got the car ready, as Clarke started moving around. Byard called the doula and said, 'meet us at the hospital,' but with things changing, it became, 'meet us at the house.' With the doula being 30 minutes away from the Byard's home, she provided instructions. The first: 'Let's try and get her in the bathtub.' But by this time, Byard said his son's 'head was already poking out.' At this point, Byard said his wife was on her hands and knees. 'The (doula) said, "Tell her to start pushing, the baby is coming,"' Byard recalled. 'His face was pointing upward, so I could see his face was real purple. I was nervous about that, so the doula told me to support his head.' About

10 or 15 minutes later, he was holding Kevin IV in his arms. 'Once he got his head out, his shoulders and everything just kind of slipped out,' Byard said. 'And I kind of caught him in my arms. He waited about five seconds, he coughed about two or three times, and started crying.' Byard has said it is a story he will be able to tell his son for the rest of his days.

- Byard credits his mother, Artina Stanley, for much of his success. Following a divorce when Byard was in ninth grade, his mother moved with the children from Philadelphia to Atlanta. Although it was a financial struggle, Stanley worked long hours to make sure her children received what they needed. Byard claims he and his older brother "had to grow up really fast" as they helped their mother with taking care of the younger kids in the family. In May 2020, Byard was able to accomplish a goal of helping to purchase his mother her "forever home."
- During the 2019 offseason, Byard hosted 200-plus youngsters at the inaugural Kevin Byard Football Camp at Ensworth School. He plans to hold the camp—which is free—every year.
- The Titans had an inside track in their scouting of Byard. Titans general manager Jon Robinson received glowing reports on Byard from his friend and MTSU recruiting coordinator Steve Ellis. When Robinson was a linebackers coach at Nicholls State, Ellis was one of his pupils, and the two remained close through the years. Additionally, Patrick Callaway, college scout for the Titans, was Byard's high school teammate.
- Byard says his football role models are Ed Reed, Brian Dawkins and Troy Polamalu.
- Byard has aspirations to travel the world, and his bucket list includes setting foot on every continent.

CAREER TRANSACTIONS:

- The Lithonia, Ga., native was selected by the Titans in the third round (64th overall) of the 2016 NFL Draft.

SEASON RECAPS:

2021 (7/7): Ranks second in the NFL with 21 regular season interceptions since the beginning of the 2017 season. Tied for third in the NFL and leads the team with three interceptions. Leads the team with seven passes defended. Ranks fourth on the team with 33 tackles. Has led or tied for the team lead in passes defended four times in 2021 (vs. IND, at NYJ, at JAX, vs. BUF).

- Against Arizona (9/12), started at safety and collected two tackles, a quarterback pressure and an interception. Intercepted a Kyler Murray pass intended for Demetrius Harris and returned it 12 yards on third-and-three early in the third quarter.
- At Seattle (9/19), started at safety and posted three tackles.
- Against Indianapolis (9/26), started at safety and tallied five tackles, a quarterback pressure and a team-best two passes defended. Defended a pass intended for Zach Pascal at the goalline in the third quarter. Broke up a pass intended for Pascal over the middle late in the fourth quarter.
- At N.Y. Jets (10/3), started at safety and notched six tackles and a pass defended. Broke up a pass intended for Tyler Kroft in the second quarter.
- At Jacksonville (10/10), started at safety and compiled 11 tackles, an interception, another pass defended and a fumble return for a touchdown. Became the ninth player in Titans/Oilers history with a fumble return for a touchdown and an interception in the same game. Gave the Titans an early 7-0 lead by recovering a Dan Arnold fumble that was forced by Elijah Molden and returning 30 yards for a touchdown early in the first quarter. Broke up a pass intended for Marvin Jones Jr. in the end zone in the fourth quarter. Ended the game with an interception of Trevor Lawrence in the end zone. With his 20th career interception, he moved past Keith Bulluck

(19) and Miller Farr (19) for sole possession of 15th place on the franchise's career interception list.

- Against Buffalo (10/18), started at safety and registered two tackles and an interception. Intercepted a Josh Allen pass that was deflected by Denico Autry and returned it to the Bills' 11-yard line in the second quarter. With an interception in back-to-back games, it marked the fourth time in his career he intercepted at least one pass in consecutive contests.
- Against Kansas City (10/24), started at safety and collected four tackles with a forced fumble. Forced a Patrick Mahomes fumble that was recovered by Matthias Farley at the Titans' 48-yard line late in the second quarter.

2020 (16/16, 1/1): Started all 16 games at safety and led the team with a career-high 111 tackles. Posted an interception, two quarterback pressures, a stop for loss, seven passes defended and a forced fumble. Started the postseason contest and collected five tackles and a pass defended. Led or tied for the team lead in tackles four times in 2020 (at DEN, vs. IND, at JAX, at GB). Led or tied for the team lead in passes defended three times in 2020 (at DEN, at CIN, vs. DET). Tied for the team lead in quarterback pressures once in 2020 (at CIN).

- At Denver (9/14), started at safety and led the team with nine tackles. Also posted his first career forced fumble and a pass defended. Gave the Titans offense great field position by forcing a Melvin Gordon III fumble that was recovered by Jeffery Simmons at the Broncos' 23-yard line early in the second quarter. Stuffed Gordon III for no gain on a rush off left end in the final stanza. Broke up a pass intended for Noah Fant late in the fourth quarter.
- At Minnesota (9/27), started at safety and registered four tackles and a pass defended. Sealed the victory by popping loose a deep pass intended for Adam Thielen that was then intercepted by Amani Hooker late in the fourth quarter.
- Against Houston (10/18), started at safety and produced eight tackles. Stopped Brandin Cooks for no gain on a short pass near the goalline in the third quarter. Teamed with Jayon Brown to stonewall David Johnson for a two-yard loss on a rush off right tackle in the third stanza.
- Against Indianapolis (11/12), started at safety and led the team with 10 tackles. Teamed with Kenny Vaccaro to stuff Jonathan Taylor for no gain on a rush off left guard in the third quarter.
- At Baltimore (11/22), started at safety and totaled seven tackles and a pass defended. Broke up a pass intended for Mark Andrews in the end zone in the first quarter.
- At Jacksonville (12/13), started at safety and led the team with 11 tackles.
- Against Detroit (12/20), started at safety and produced 11 tackles, including his first interception of the season, a stop for loss and another pass defended. Teamed with David Long Jr. to stuff Adrian Peterson for a one-yard loss on a rush off left guard in the first quarter. Broke up a pass intended for T.J. Hockenson late in the first quarter. Intercepted a Chase Daniel pass intended for Danny Amendola late in the fourth quarter.
- At Green Bay (12/27), started at safety and tied for the team lead with nine tackles.
- Against Baltimore (1/10) in the Wild Card game, started at safety and posted five tackles, a pass defended and a quarterback pressure. Ended a Ravens' drive by breaking up a third-and-five pass intended for Mark Andrews in the first quarter.

2019 (16/16, 3/3): Started all 16 games for the third consecutive season and led the team and tied for fourth in the NFL with five interceptions. Tied for second on the squad with 10 passes defended. Also posted 91 tackles, including two stops for loss, a quarterback pressure and five special teams tackles. Also caught one pass for 11 yards in 2019. Started all three postseason contests and registered 20 tackles, an interception and a special teams tackle. Led or tied for the team lead in passes defended four times (at ATL, vs. BUF, at IND, at HOU).

- At Cleveland (9/8), collected seven tackles and an interception. Intercepted a Baker Mayfield pass intended for Odell Beckham Jr. and returned it 28 yards early in the fourth quarter.
- At Atlanta (9/29), registered eight tackles and a team-best two passes defended. Broke up a pass intended for Austin Hooper late in the third quarter.
- Against Buffalo (10/6), notched seven tackles and two passes defended, including an interception. Set up the Titans' touchdown by intercepting a Josh Allen third-and-five pass in the third quarter. Halted a Bills' drive by knocking down a third-and-six pass intended for Dawson Knox late in the third quarter.
- At Denver (10/13), recorded three tackles and an interception. Notched

a special teams tackle on coverage units. Halted a Broncos' drive by intercepting Joe Flacco's deep pass intended for Noah Fant and returning it 25 yards in the third quarter.

- Against L.A. Chargers (10/20), posted eight tackles and a pass defended. Posted his first career reception on a fake punt. Halted the Chargers' opening drive by breaking up a fourth-and-two pass intended for Hunter Henry. Extended the Titans' opening scoring drive with an 11-yard reception from Brett Kern on the fake punt on fourth-and-eight in the opening stanza.
- Against Jacksonville (11/24), notched a season-high 11 tackles and a special teams tackle on coverage units.
- At Indianapolis (12/1), posted four tackles, an interception and a quarterback pressure. Intercepted a Jacoby Brissett pass and returned it 21 yards to the Colts' 14-yard line setting up a Titans' field goal in the third quarter.
- At Houston (12/29), recorded six tackles and an interception. Intercepted an A.J. McCarron pass intended for Jordan Akins late in the fourth quarter.
- At New England (1/4), posted five tackles. Tied for the team lead with a special teams tackle on coverage units.
- At Baltimore (1/11), recorded 11 tackles and an interception. Intercepted a Lamar Jackson pass intended for Mark Andrews and returned it 31 yards setting up the Titans' opening touchdown in the first quarter. Stuffed Andrews for no gain on a short pass in the right flat early in the fourth quarter.
- At Kansas City (1/19), registered four tackles.

2018 (16/16): Started all 16 games for the second consecutive season and led the team with four interceptions. Ranked third on the team with 96 tackles and 10 passes defended. Collected two sacks, four quarterback pressures and six special teams tackles. Also posted a 66-yard touchdown pass on a fake punt. Led the team in tackles once (vs. WAS). Tied for the team lead in passes defended six times (at MIA, vs. PHI, at DAL, vs. NE, at NYG, vs. WAS). Tied for the team lead in quarterback pressures once (vs. NYJ). Tied for the team lead in sacks once (at NYG). Set a career-high with 16 tackles against Washington (12/22/18).

- Against Houston (9/16), tallied four tackles. Gave the Titans a 7-0 lead with a 66-yard touchdown pass to Dane Cruikshank on a fake punt early in the first quarter. It was the longest touchdown pass by a defensive player in the Super Bowl era. Byard became the first primarily defensive player in franchise history to record a touchdown pass. Posted a special teams stop on coverage units.
- Against Philadelphia (9/30), tied a then career-high with 10 tackles, and added a quarterback pressure and a pass defended.
- Against Baltimore (10/14), amassed five tackles, an interception and two quarterback pressures. Registered two special teams stops on coverage units. Teamed with Jayon Brown to stop Hayden Hurst for no gain on a jet sweep in the first quarter. Collected his first interception of the season on a Joe Flacco pass that was deflected by Logan Ryan late in the second quarter.
- At Dallas (11/5), posted five tackles with an interception. Stuffed Ezekiel Elliott for a one-yard loss on a rush off right end early in the first quarter. Halted a potential Cowboys' scoring drive by intercepting a pass intended for Amari Cooper in the back of the end zone in the first quarter.
- Against New England (11/11), notched five tackles and two passes defended. Halted a Patriots' drive by knocking down a third-and-four pass intended for Jacob Hollister in the third quarter.
- Against Jacksonville (12/6), amassed three tackles, including a sack and a quarterback pressure. Ended a Jaguars' drive by sacking Cody Kessler for an eight-yard loss on third-and-nine in the first quarter.
- At N.Y. Giants (12/16), posted three tackles, including a sack, an interception and another pass defended in the Titans' first shutout win since 2000. Collected a special teams tackle on coverage units. Ended the first half by sacking Eli Manning for a 10-yard loss on third-and-10. Halted a potential Giants' scoring drive by intercepting an Eli Manning pass intended for Russell Shepard on third-and-20 in the third quarter. Sealed the shutout by breaking up a fourth-and-goal pass intended for Evan Engram late in the fourth quarter.
- Against Washington (12/22), led the team with a career-best 16 tackles, an interception and another pass defended. Broke up a deep pass over the middle intended for Michael Floyd in the third quarter. Intercepted a Josh Johnson third-and-three pass intended for Josh Doctson late in the fourth quarter.

2017 (16/16, 2/2): Selected first-team Associated Press All-Pro at safety and named to his first career Pro Bowl. Started all 16 games and tied for the NFL lead with eight interceptions. Ranked second on the team with

18 passes defended and third on the squad with a career-high 87 tackles. Notched three quarterback pressures, four tackles for loss and two fumble recoveries. Started both postseason contests and led the team with 16 tackles. Named AFC Defensive Player of the Week after tallying eight tackles and two interceptions against Jacksonville (12/31/17). Named AFC Defensive Player of the Week after tying a single-game franchise record with three interceptions at Cleveland (10/22/17). His eight interceptions in 2017 were the most by any franchise player since Oilers cornerback Richard Johnson picked off eight passes in 1990. Collected his first career NFL interception at Houston (10/1/17). Tied a career-high with 10 tackles at Houston (10/1/17). Led or tied for the team lead in passes defended six times (at JAX, at HOU, at CLE, vs. CIN, at PIT, vs. JAX).

- At Jacksonville (9/17), collected nine tackles and a pass defended. Combined with Derrick Morgan to stonewall Leonard Fournette for no gain on a rush off left end in the second quarter. Halted a Jaguars' drive by batting down a pass intended for Mercedes Lewis on third-and-14 in the third quarter.
- At Houston (10/1), tied a career-high with 10 tackles while posting a team-best two passes defended, including his first career interception. Broke up a pass intended for DeAndre Hopkins in the second quarter. Halted a potential Texans' scoring drive by intercepting a Deshaun Watson pass intended for DeAndre Hopkins just before halftime.
- At Miami (10/8), totaled four tackles, including two stops for loss and a fumble recovery. Stuffed Jarvis Landry for no gain on a short pass in the first quarter. Recovered a Jay Ajayi fumble that was forced by Adoree' Jackson and returned it six yards in the second quarter. Stuffed Ajayi for a one-yard loss on a rush off right guard in the final stanza.
- At Cleveland (10/22), named AFC Defensive Player of the Week after posting two tackles, including a stop for loss and a career-high three interceptions. Tied a single-game franchise record with three interceptions and the feat had only happened nine previous times in team annals. Stonewalled Duke Johnson for a three-yard loss on a short pass in the second quarter. Halted a potential Browns' scoring drive by intercepting a DeShone Kizer pass intended for Rashard Higgins late in the second quarter. Intercepted Kizer for a second time by jumping in front of a pass intended for Bryce Treggs early in the third quarter. Collected his third interception of the afternoon by picking off a Cody Kessler pass intended for David Njoku on third-and-13 in the fourth quarter.
- Against Baltimore (11/5), collected six tackles, two interceptions and another pass defended. With three interceptions at Cleveland and two interceptions against the Ravens, became the first player in franchise history to record five interceptions in a two-game span. Intercepted a Joe Flacco pass intended for Breshad Perriman after Logan Ryan deflected the ball in the first quarter. Hauled in his second interception of the afternoon by picking off a deep pass intended for Benjamin Watson early in the third quarter. Batted down a deep pass intended for Mike Wallace in the end zone late in the fourth quarter.
- At Indianapolis (11/26), registered four tackles and a fumble recovery. Set up the Titans' first touchdown by pouncing on a Marlon Mack fumble on the Colts' four-yard line in the third quarter.
- Against Jacksonville (12/31), named AFC Defensive Player of the Week after tallying eight tackles and two interceptions. Picked off a Blake Bortles pass intended for Allen Hurns on third-and-nine early in the fourth quarter. Sealed the victory by intercepting a Bortles pass intended for James O'Shaughnessy with 10 seconds left in the game.
- At Kansas City (1/6), started at safety and recorded six tackles in his first career postseason game. Stuffed Kareem Hunt for no gain on a short pass in the left flat in the second quarter.
- At New England (1/13), started at safety and finished second on the team with 10 tackles. Teamed with Avery Williamson to stop James White for no gain on a rush up the middle early in the second quarter.

2016 (16/7): Played in all 16 games with seven starts as a rookie and finished fifth on the team with 63 tackles. Ranked second on the squad with 10 special teams tackles. Collected a sack, five tackles for loss, three quarterback pressures and four passes defended. Led or tied for the team lead in tackles twice in 2016 (at SD, vs. GB). Tied for the team lead in passes defended twice in 2016 (vs. IND, at SD). Led or tied for the team lead in special teams tackles seven times in 2016 (vs. MIN, at DET, at MIA, vs. JAX, at SD, at CHI, vs. DEN). Appeared in his first career NFL game against Minnesota (9/11/16). Made his first NFL start at safety against Green Bay (11/13/16).

- Against Minnesota (9/11), made his NFL debut as a reserve safety and collected four tackles, including a stop for loss. Notched a special teams tackle on coverage units. Burst through the line and stuffed Adrian Peterson

for a five-yard loss on a rush off right tackle at the end of the third quarter.

- Against Jacksonville (10/27), played significant snaps as a reserve at safety and posted five tackles, including two stops for loss. Tied for the team lead with a special teams tackle. Pounced on Chris Ivory for no gain after the running back recovered his own fumble late in the first quarter. Stuffed Blake Bortles for a one-yard loss on a rush off left end in the final quarter.
- At San Diego (11/6), saw significant action as a reserve at safety and tied for the team lead with a career-best 10 tackles, including a stop for loss and a pass defended. Tied for the team lead with a special teams tackle on coverage units. Ended a Chargers' drive by breaking up a third-and-two pass intended for Antonio Gates late in the second quarter. Stuffed Melvin Gordon for a two-yard loss on a rush off left guard late in the second quarter.
- Against Green Bay (11/13), made his first career NFL start at safety and notched a team-leading nine tackles, including a sack. Ended a Packers' drive by registering his first career sack when he dropped Aaron Rodgers for an eight-yard loss on third-and-eight in the opening stanza.
- At Chicago (11/27), started at safety and registered seven tackles. Led the team with two special teams tackles on coverage units. Defended a deep pass intended for Cameron Meredith in the fourth quarter.
- Against Denver (12/11), started at safety and collected five tackles, two quarterback pressures and a pass defended. Tied for the team lead with a special teams stop.
- Against Houston (1/1), started at safety and registered five tackles, including a stop for loss and a pass defended. Broke up a pass intended for Alfred Blue in the first quarter. Stuffed Jonathan Grimes for no gain on a rush off left tackle on the final play of the first quarter. Stuffed Alfred Blue for no gain on a third-and-goal rush off right tackle in the fourth quarter.

COLLEGE:

- During a four-year career at Middle Tennessee State, he appeared in 49 games and notched 46 starts at safety. He set school records with 19 career interceptions, 377 interception return yards and four interception returns for touchdowns. He finished sixth in MTSU history with 312 career tackles. In 49 career games, he had a hand in 25 turnovers (19 interceptions, five forced fumbles and one fumble recovery). Had 17 additional career passes defended and five tackles for loss. He was twice named first-team All-Conference USA.
- As a senior (2015), appeared in 12 games with nine starts as a permanent team captain. Ranked fourth on the team with 66 tackles and led the squad with four interceptions and six additional pass breakups. Ranked second among safeties with 718 snaps played. Named first-team All-Conference USA for the second consecutive season. Against North Texas on Nov. 21, 2015, he set the Middle Tennessee State record with his 18th career interception. He picked off another pass the following week to finish his career with 19 interceptions.
- As a junior (2014), played and started all 12 games and led the team with six interceptions. Ranked fourth on the team with 66 tackles, including three tackles for loss, and added four pass breakups, two forced fumbles and a blocked kick. Ranked seventh nationally and first in Conference USA in interceptions. Played a team-high 980 snaps. Named first-team All-Conference USA.
- As a sophomore (2013), played and started all 13 games. Registered a career-best 106 tackles to finish second on the team. Led the team with five interceptions. Also finished with an additional five pass breakups, a forced fumble and a fumble recovery. Equaled his own school mark with two interceptions returned for touchdowns. Led the team with 996 snaps played. Voted honorable mention All-Conference USA.
- As a redshirt freshman (2012), started all 12 games and led the team with four interceptions. Tied for third on the team with 74 tackles and added two pass breakups, two forced fumbles and a hurry. Equaled the school record with two interception returns for touchdowns and set the single-season record for interception return yards with 167. Led the entire team with 925 total snaps played and had 80 or more snaps four times. Named FWAA Freshman All-American, second-team All-SBC. Against Troy (11/24), forced three turnovers in win with two interceptions and a forced fumble to go with a pass breakup and six tackles. Second pick went for 77 yards and game-winning score late in fourth quarter. Named the SBC Defensive Player of the Week and the College Performance Awards National Defensive Back of the Week.
- As a freshman (2011), redshirted.
- Graduated in May 2015 with a degree in liberal studies.

PERSONAL:

- He splits time between Nashville and Lithonia, Ga., with his wife, Clarke, their daughter, Eliana, and their son, Kevin Leon Byard IV.
- Attended M.L. King (Lithonia, Ga.), where as a senior he totaled 94 tackles, two interceptions, two blocked punts, and two fumble recoveries on defense. On offense, he recorded 35 receptions for 723 yards and six touchdowns, as well as 245 rushing yards and two rushing touchdowns. Also returned 12 kickoffs for 350 yards and a touchdown.
- Voted Class AAAAA first-team all-state by the Atlanta Journal Constitution and the Associated Press. Earned all-region honors on offense and defense, while also garnering all-area and all-county accolades.
- Also lettered in track as a high school athlete.
- Byard has three brothers and three sisters and is the second oldest of the group.
- List of favorites: (TV show) "Martin"; (movie) "Wolf of Wall Street" and "Paid in Full"; (musician or band) Future; (food) Philadelphia cheesesteaks and hot wings; (childhood sports teams) Philadelphia 76ers; (athlete as a child) Allen Iverson; and (guilty pleasure) late-night snacks.
- Follow Byard on Twitter at @KevinByard.

- Follow Byard on Instagram at @kb31_savage.
- Born Kevin Leon Byard Jr. on Aug. 17, 1993 in Philadelphia, Pa.

KEVIN BYARD'S GAME-BY-GAME

2016 Tennessee Titans

Date	Opp	W/L	P/S	Tot Solo	Asst	Sk	- Yds	QBP	TFL	Int - Yds	-TD	PD	FF	FR - Yds	SpT		
Sept 11	Min	L	p	4	3	1	0.0	0.0	0	1	0	0	0	0	0	1	
Sept 18	@ Det	W	p	2	2	0	0.0	0.0	0	0	0	0	0	0	0	2	
Sept 25	Oak	L	p	3	3	0	0.0	0.0	0	0	0	0	0	0	0	1	
Oct 2	@ Hou	L	p	1	1	0	0.0	0.0	0	0	0	0	0	0	0	0	
Oct 9	@ Mia	W	p	2	2	0	0.0	0.0	0	0	0	0	0	0	0	1	
Oct 16	Cle	W	p	2	2	0	0.0	0.0	0	0	0	0	0	0	0	0	
Oct 23	Ind	L	p	0	0	0	0.0	0.0	0	0	0	0	1	0	0	0	
Oct 27	Jax	W	p	5	3	2	0.0	0.0	0	2	0	0	0	0	0	1	
Nov 6	@ SD	L	p	10	5	5	0.0	0.0	0	1	0	0	0	1	0	0	1
Nov 13	GB	W	S	9	7	2	1.0	8.0	0	0	0	0	0	0	0	0	0
Nov 20	@ Ind	L	S	2	1	1	0.0	0.0	0	0	0	0	0	0	0	0	0
Nov 27	@ Chi	W	S	7	4	3	0.0	0.0	0	0	0	0	0	0	0	0	2
Dec 11	Den	W	S	5	3	2	0.0	0.0	2	0	0	0	0	1	0	0	1
Dec 18	@ KC	W	S	4	2	2	0.0	0.0	1	0	0	0	0	0	0	0	0
Dec 24	@ Jax	L	S	2	2	0	0.0	0.0	0	0	0	0	0	0	0	0	0
Jan 1	Hou	W	S	5	2	3	0.0	0.0	0	1	0	0	0	1	0	0	0
Totals			9-7	16/7	63	42	21	1.0	8.0	3	5	0	0	4	0	0	10

2017 Tennessee Titans

Date	Opp	W/L	P/S	Tot Solo	Asst	Sk	- Yds	QBP	TFL	Int - Yds	-TD	PD	FF	FR - Yds	SpT				
Sept 10	Oak	L	S	9	7	2	0.0	0.0	1	0	0	0	0	0	0	0			
Sept 17	@ Jax	W	S	9	8	1	0.0	0.0	0	0	0	0	1	0	0	0			
Sept 24	Sea	W	S	1	0	1	0.0	0.0	1	0	0	0	0	1	0	0	0		
Oct 1	@ Hou	L	S	10	5	5	0.0	0.0	0	0	1	7	0	2	0	0	0		
Oct 8	@ Mia	L	S	4	3	1	0.0	0.0	0	2	0	0	0	0	0	1	6	0	
Oct 16	Ind	W	S	3	3	0	0.0	0.0	0	0	0	0	0	0	0	0	0	0	
Oct 22	@ Cle	W	S	2	2	0	0.0	0.0	0	1	3	60	0	3	0	0	0	0	
Nov 5	Bal	W	S	6	4	2	0.0	0.0	0	0	2	33	0	3	0	0	0	0	
Nov 12	Cin	W	S	5	3	2	0.0	0.0	0	1	0	0	0	2	0	0	0	0	
Nov 16	@ Pit	L	S	1	1	0	0.0	0.0	0	0	0	0	0	0	3	0	0	0	
Nov 26	@ Ind	W	S	4	3	1	0.0	0.0	0	0	0	0	0	0	0	1	0	0	
Dec 3	Hou	W	S	8	6	2	0.0	0.0	0	0	0	0	0	1	0	0	0	0	
Dec 10	@ Ari	L	S	6	4	2	0.0	0.0	0	0	0	0	0	0	0	0	0	0	
Dec 17	@ SF	L	S	5	4	1	0.0	0.0	0	0	0	0	0	0	0	0	0	0	
Dec 24	LAR	L	S	6	4	2	0.0	0.0	1	0	0	0	0	0	0	0	0	0	
Dec 31	Jax	W	S	8	7	1	0.0	0.0	0	0	2	30	0	2	0	0	0	0	
Totals			9-7	16/16	87	64	23	0.0	0.0	3	4	8	130	0	18	0	2	6	0
Playoffs																			
Jan 6	@ KC	W	S	6	5	1	0.0	0.0	0	0	0	0	0	0	0	0	0	0	0
Jan 13	@ NE	L	S	10	9	1	0.0	0.0	0	0	0	0	0	0	0	0	0	0	0
Totals			1-1	2/2	16	14	2	0.0	0.0	0	0	0	0	0	0	0	0	0	0

2018 Tennessee Titans

Date	Opp	W/L	P/S	Tot Solo	Asst	Sk	- Yds	QBP	TFL	Int - Yds	-TD	PD	FF	FR - Yds	SpT				
Sept 9	@ Mia	L	S	5	4	1	0.0	0.0	0	0	0	0	0	1	0	0	0	0	
Sept 16	Hou	W	S	4	3	1	0.0	0.0	0	0	0	0	0	0	0	0	0	0	1
Sept 23	@ Jax	W	S	2	1	1	0.0	0.0	0	0	0	0	0	0	0	0	0	0	0
Sept 30	Phi	W	S	10	7	3	0.0	0.0	1	0	0	0	0	1	0	0	0	0	0
Oct 7	@ Buf	L	S	7	6	1	0.0	0.0	0	0	0	0	0	0	0	0	0	0	0
Oct 14	Bal	L	S	5	2	3	0.0	0.0	1	0	1	0	0	0	1	0	0	0	2
Oct 21	@ LAC	L	S	4	2	2	0.0	0.0	0	0	0	0	0	0	0	0	0	0	0
Nov 5	@ Dal	W	S	5	4	1	0.0	0.0	0	0	1	0	0	0	1	0	0	0	0
Nov 11	NE	W	S	5	4	1	0.0	0.0	0	0	0	0	0	2	0	0	0	0	0
Nov 18	@ Ind	L	S	8	7	1	0.0	0.0	0	0	0	0	0	0	0	0	0	0	0
Nov 26	@ Hou	L	S	4	2	2	0.0	0.0	0	0	0	0	0	0	0	0	0	0	1
Dec 2	NYJ	W	S	5	2	3	0.0	0.0	1	0	0	0	0	0	0	0	0	0	1
Dec 6	Jax	W	S	3	2	1	1.0	8.0	1	0	0	0	0	0	0	0	0	0	0
Dec 16	@ NYG	W	S	3	2	1	1.0	10.0	0	0	1	0	0	2	0	0	0	0	1
Dec 22	Was	W	S	16	10	6	0.0	0.0	0	0	1	1	0	2	0	0	0	0	0
Dec 30	Ind	L	S	10	6	4	0.0	0.0	0	0	0	0	0	0	0	0	0	0	0
Totals			9-7	16/16	96	64	32	2.0	18.0	4	0	4	1	0	10	0	0	0	6

2019 Tennessee Titans

Date	Opp	W/L	P/S	Tot Solo	Asst	Sk	- Yds	QBP	TFL	Int - Yds	-TD	PD	FF	FR - Yds	SpT				
Sept 8	@ Cle	W	S	7	3	4	0.0	0.0	0	0	1	28	0	1	0	0	0	0	0
Sept 15	Ind	L	S	4	4	0	0.0	0.0	0	0	0	0	0	0	0	0	0	0	1
Sept 19	@ Jax	L	S	5	4	1	0.0	0.0	0	1	0	0	0	0	0	0	0	0	0
Sept 29	@ Atl	W	S	8	5	3	0.0	0.0	0	0	0	0	0	2	0	0	0	0	0
Oct 6	Buf	L	S	7	5	2	0.0	0.0	0	0	1	5	0	2	0	0	0	0	0
Oct 13	@ Den	L	S	3	3	0	0.0	0.0	0	0	1	25	0	1	0	0	0	0	1
Oct 20	LAC	W	S	8	4	4	0.0	0.0	0	0	0	0	0	0	1	0	0	0	0
Oct 27	TB	W	S	3	3	0	0.0	0.0	0	1	0	0	0	0	0	0	0	0	0
Nov 3	@ Car	L	S	6	3	3	0.0	0.0	0	0	0	0	0	0	1	0	0	0	1
Nov 10	KC	W	S	6	5	1	0.0	0.0	0	0	0	0	0	0	0	0	0	0	0
Nov 24	Jax	W	S	11	4	7	0.0	0.0	0	0	0	0	0	0	0	0	0	0	1
Dec 1	@ Ind	W	S	4	1	3	0.0	0.0	1	0	1	21	0	1	0	0	0	0	0
Dec 8	@ Oak	W	S	8	5	3	0.0	0.0	0	0	0	0	0	0	0	0	0	0	0
Dec 15	Hou	L	S	2	1	1	0.0	0.0	0	0	0	0	0	0	0	0	0	0	0
Dec 22	NO	L	S	3	3	0	0.0	0.0	0	0	0	0	0	0	0	0	0	0	1
Dec 29	@ Hou	W	S	6	4	2	0.0	0.0	0	0	1	0	0	1	0	0	0	0	0
Totals			9-7	16/16	91	57	34	0.0	0.0	1	2	5	79	0	10	0	0	0	5

Playoffs

Jan 4	@ NE	W	S	5	4	1	0.0	0.0	0	0	0	0	0	0	0	0	0	0	1
Jan 11	@ Bal	W	S	11	8	3	0.0	0.0	0	0	1	31	0	1	0	0	0	0	0
Jan 19	@ KC	L	S	4	3	1	0.0	0.0	0	0	0	0	0	0	0	0	0	0	0
Totals			2-1	3/3	20	15	5	0.0	0.0	0	0	1	31	0	1	0	0	0	1

2020 Tennessee Titans

Date	Opp	W/L	P/S	Tot Solo	Asst	Sk	- Yds	QBP	TFL	Int - Yds	-TD	PD	FF	FR - Yds	SpT				
Sept 14	@ Den	W	S	9	8	1	0.0	0.0	0	0	0	0	0	1	1	0	0	0	0
Sept 20	Jax	W	S	3	2	1	0.0	0.0	0	0	0	0	0	0	0	0	0	0	0
Sept 27	@ Min	W	S	4	1	3	0.0	0.0	0	0	0	0	0	0	1	0	0	0	0
Oct 13	Buf	W	S	2	2	0	0.0	0.0	0	0	0	0	0	0	1	0	0	0	0
Oct 18	Hou	W	S	8	6	2	0.0	0.0	0	0	0	0	0	0	0	0	0	0	0
Oct 25	Pit	L	S	6	6	0	0.0	0.0	0	0	0	0	0	0	0	0	0	0	0
Nov 1	@ Cin	L	S	7	4	3	0.0	0.0	1	0	0	0	0	0	1	0	0	0	0
Nov 8	Chi	W	S	7	4	3	0.0	0.0	1	0	0	0	0	0	0	0	0	0	0
Nov 12	Ind	L	S	10	6	4	0.0	0.0	0	0	0	0	0	0	0	0	0	0	0
Nov 22	@ Bal	W	S	7	5	2</													

KEVIN BYARD'S NFL STATISTICS

REGULAR SEASON				TACKLES							INTERCEPTIONS					FUMBLES			
Year	Team	GP	GS	Tot	Solo	Asst	Sk	Yds	QBP	TFL	No	Yds	Lg	TD	PD	FF	FR	Yds	SpT
2016	Tennessee	16	7	63	42	21	1.0	8.0	3	5	0	0	0	0	4	0	0	0	10
2017	Tennessee	16	16	87	64	23	0.0	0.0	3	4	8	130	33	0	18	0	2	6	0
2018	Tennessee	16	16	96	64	32	2.0	18.0	4	0	4	1	1	0	10	0	0	0	6
2019	Tennessee	16	16	91	57	34	0.0	0.0	1	2	5	79	28	0	10	0	0	0	5
2020	Tennessee	16	16	111	79	32	0.0	0.0	2	1	1	0	0	0	7	1	0	0	0
2021	Tennessee	7	7	33	24	9	0.0	0.0	2	0	3	28	16	0	7	1	1	30t	0
NFL Totals		87	78	481	330	151	3.0	26.0	15	12	21	238	33	0	56	2	3	36	21

PLAYOFFS				TACKLES							INTERCEPTIONS					FUMBLES			
Year	Team	GP	GS	Tot	Solo	Asst	Sk	Yds	QBP	TFL	No	Yds	Lg	TD	PD	FF	FR	Yds	SpT
2017	Tennessee	2	2	16	14	2	0.0	0.0	0	0	0	0	0	0	0	0	0	0	0
2019	Tennessee	3	3	20	15	5	0.0	0.0	0	0	1	31	31	0	1	0	0	0	1
2020	Tennessee	1	1	5	2	3	0.0	0.0	1	0	0	0	0	0	1	0	0	0	0
NFL Totals		6	6	41	31	10	0.0	0.0	1	0	1	31	31	0	2	0	0	0	1

Single-Game Highs

Tackles - 16 vs. Washington (12/22/18)
 Interceptions - 3 at Cleveland (10/22/17)
 Sacks - 1 (Three times, last at N.Y. Giants 12/16/18)
 Tackles for Loss - 2 (Twice, last at Miami 10/8/17)
 Quarterback Pressures - 2 vs. Denver (12/11/16)
 Forced Fumble - **1 (Twice, last vs. Kansas City 10/24/21)**
 Fumble Recovery - **1 (Three times, last at Jacksonville 10/10/21)**
 Passes Defensed - 3 (Three times, last at Pittsburgh 11/16/17)
 Special Teams Tackles - 2 (Three times, last vs. Baltimore 10/14/18)

Playoff Single-Game Highs

Tackles - 11 at Baltimore (1/11/20)
 Interceptions - 1 at Baltimore (1/11/20)
 Passes Defensed - 1 (Twice, last vs. Baltimore 1/10/21)
 Special Teams Tackles - 1 at New England (1/4/20)

Additional Statistics

Pass Attempts - 1 for 66 yards and a touchdown vs. Houston (9/16/18)
 Receptions - 1 for 11 yards vs. L.A. Chargers (10/20/19)
 Touchdowns - **1 (30-yard fumble return at Jacksonville, 10/10/21)**



46 MORGAN COX

LONG SNAPPER • 6'4" • 235 LBS • COLLEGE: TENNESSEE
ACQUIRED: UNRESTRICTED FREE AGENT (BAL) - 2021
NFL EXPERIENCE (NFL/TITANS): 12/1 • HOMETOWN: COLLIERVILLE, TENN.
GAMES PLAYED/GAMES STARTED: 172/0 (PLAYOFFS: 10/0)



Pro Bowl: 2015, 2016, 2019, 2020

PRO: The Titans signed unrestricted free agent Morgan Cox during the 2021 offseason to add a veteran presence and experience to the long snapping position. In his first 11 NFL seasons, the 6-foot-4-inch, 235-pounder appeared in 165 regular season games and was selected to four Pro Bowls as a member of the Baltimore Ravens. The Collierville, Tenn., native was originally signed as a rookie free agent by the Ravens following the 2010 NFL Draft.

CAREER HIGHLIGHTS:

- Cox, a four-time Pro Bowler, spent his first 11 NFL seasons (2010-20) with the Baltimore Ravens and appeared in 165 games and 10 postseason contests with the club.
- In 2011, Cox earned the team's Ed Block Courage Award after returning from a significant injury suffered in 2010.

TITANS TIDBITS:

- March 7, 2013 was proclaimed "Morgan Cox Day" in his hometown of Collierville, Tenn.
- Cox played an integral part in the Baltimore Ravens' social justice initiatives. In 2018, he participated in the announcement of the HVAC donation from the Players' Social Justice Fund at Lakewood Elementary in Baltimore. In 2017, Cox took part in a police ride along with law enforcement officials in West Baltimore to meet with local youth and discuss topics surrounding social justice.
- Cox's wife, Lauren, is an actress and has appeared in Baltimore filmed TV shows "House of Cards" and "Veep" and on the drama "To-Do."
- Cox served as his high school's newspaper sports editor his final two years at Evangelical Christian High School in Memphis.

CAREER TRANSACTIONS:

- The Collierville, Tenn., native was originally signed by the Baltimore Ravens as a rookie free agent on May 6, 2010.
- Signed by the Titans as an unrestricted free agent on March 19, 2021.

SEASON RECAPS:

2021 (7/0 - Tennessee):

- Against Arizona (9/12), made his Titans debut handling snapping duties.
- At Seattle (9/19), served as the team's long snapper.
- Against Indianapolis (9/26), handled all long snapping duties.
- At N.Y. Jets (10/3), played as a reserve as the long snapper.
- At Jacksonville (10/10), saw action as the team's long snapper.
- Against Buffalo (10/18), served as the team's long snapper.
- Against Kansas City (10/24), played as a reserve as the team's long snapper.

2020 (15/0, 2/0 - Baltimore): Earned his fourth career Pro Bowl selection, helped Justin Tucker record his fifth consecutive season with at least 130 points, tying the NFL record of consecutive seasons with 130-plus points. Tucker connected on 26 of 29 field goals (89.7 percent) and was 52 of 53 on extra points (98.1 percent). Also snapped on all 51 of Sam Koch's 51 punts, who produced a 44.5 gross average and 42.5 net average. Koch was the NFL's only punter to place at least 20 punts (22) inside in the 20-yard line and have no more than one touchback.

- At Cleveland (12/14), snapped to holder Sam Koch on Justin Tucker's 55-yard game-winning field goal with two seconds remaining to give Baltimore a 45-42 lead in the victory.
- At Tennessee (1/10), snapped for Justin Tucker who drilled two of three field goals, including a 51-yarder to give Baltimore a 20-13 lead in the fourth quarter.

2019 (16/0, 1/0 - Baltimore): Selected to his third career Pro Bowl. Saw action in all 16 games and helped Justin Tucker record his fourth consecutive season scoring 141 points, connecting on 28 of 29 field goal attempts and 57 of 59 extra points. The Ravens produced the NFL's No. 1 scoring offense (33.2 ppg) and set a franchise record for points (531).

- Against Arizona (9/15), snapped for Justin Tucker to connect on all three field goal attempts, hitting from 33, 28 and 51 yards in the 23-17 win.
- At Pittsburgh (10/6), snapped for Justin Tucker, who kicked a 46-yard field goal in overtime to seal the Ravens' victory in the 26-23 win.
- Against Cincinnati (10/13), snapped for Justin Tucker, who booted a 40-yard field goal to become the fastest kicker in NFL history (118 games) to score 1,000 career points in the 23-17 victory.
- Against San Francisco (12/1), snapped for Justin Tucker, who nailed a 49-yard boot that marked his second game-winning field goal of the season.

2018 (16/0, 1/0 - Baltimore): Played in all 16 games and snapped on 65 punts, 36 extra points and 39 field goal attempts, helping the Ravens once again produce one of the NFL's top kicking units with Sam Koch and Justin Tucker. Also posted a special teams tackle.

- Against Buffalo (9/9), snapped on two made field goals from Justin Tucker and helped Sam Koch register five punts for 257 yards (51.4 gross avg.), including three punts inside the 20, in the 47-3 season-opening win.
- Against Denver (9/23), snapped on each of Justin Tucker's two 52-yard field goals in the 27-14 win. Tucker now has six-career games with multiple 50-plus-yard field goals, the most in NFL history.
- At L.A. Chargers (12/22), snapped on three made field goals, including a season-long-tying 56-yarder from Justin Tucker. Recorded a special teams tackle in the victory.

2017 (16/0 - Baltimore): Appeared in all 16 games. Snapped on punts and kicks, helping Sam Koch place a franchise-record and NFL-best 40 punts inside the 20-yard line and Justin Tucker make 34 of 37 field goals (91.9 percent), tying his franchise record of 141 points.

- At Cincinnati (9/10), snapped on two made field goals from Justin Tucker and helped Sam Koch register six punts for 250 yards (41.3 gross avg.), including two punts inside the 20-yard line, in the 20-0 season-opening victory.
- Against Chicago (10/15), handled snapping duties, helping Justin Tucker connect on three field goals and Sam Koch boot seven punts for 386 yards (55.0 avg.).
- At Minnesota (10/22), snapped on three made field goals, including a season-long 57-yarder from Justin Tucker. Added a special teams tackle on coverage.
- At Green Bay (11/19), served as the long snapper and helped Sam Koch place five of seven punts inside the 20, in a shutout victory.
- At Cleveland (12/17), handled snapping duties, helping Sam Koch place four punts inside the 20-yard line, including three punts inside the five-yard line.

2016 (16/0 - Baltimore): Earned his second straight Pro Bowl nod after handling all snapping duties and helping Justin Tucker score a franchise record 141 points by connecting on 37 of 38 field goal attempts (lone miss was a block), including 10 of 10 from 50-plus yards. Helped Tucker earn a second Pro Bowl invitation and become a unanimous first-team All-Pro selection.

- Against Cincinnati (11/27), snapped on four made field goals from Justin Tucker, who became the first kicker in NFL history to make three field goals

of 50-plus yards in the first half of a game.

- Against Philadelphia (12/18), appeared in his 100th career game.

2015 (16/0 - Baltimore): Named to his first career Pro Bowl after snapping on 74 punts, 29 extra points and 40 field goal attempts. Helped Sam Koch earn first career Pro Bowl invite with 46.7 gross and 42.9 net averages.

- At Miami (12/6), snapped on two field goals and an extra point from Justin Tucker, who became the fastest kicker in NFL history to reach the 500-point milestone (60 games).

2014 (7/0 - Baltimore): Saw action in the first seven games of the season, snapping on 21 punts, extra points and 18 field goal attempts, before being placed on injured reserve on Oct. 20.

- Against Atlanta (10/19), snapped on punts, field goal attempts and extra points before leaving the game with a knee injury in the 29-7 victory.

2013 (16/0 - Baltimore): Played in all 16 games for the third consecutive season and snapped on 91 punts, 41 field goal attempts and 26 extra points. Tied a career high with two special teams stops.

- At Detroit (12/16), snapped on a franchise-record six made field goals, including a franchise record 61-yard game-winner by Justin Tucker, in the 18-16 victory.

2012 (16/0, 4/0 - Baltimore): Saw action in all 16 games at long snapper and tied a career-high with two special teams tackles while snapping on 83 punts, 42 extra points and 33 field goal attempts. Played in all four postseason games, snapping on 16 extra points, 22 punts and four field goal attempts in the Ravens' Super Bowl XLVII title run.

- Against Oakland (11/11), snapped on a franchise-record extra points, punts and field goal attempts, and was a part of the successful fake field goal attempt that Sam Koch ran in for a touchdown in the 55-20 win.

2011 (16/0, 2/0 - Baltimore): Saw action in all 16 games for the first time in his career and snapped on 73 punts, 40 extra point attempts and 39 field goal attempts. Appeared as a reserve in both postseason contests.

- Against Pittsburgh (9/11), snapped on punts, field goal attempts and extra points, including a fake punt Sam Koch ran in for a two-point conversion.

2010 (15/0 - Baltimore): Saw action in 15 games and posted two special teams tackles before being placed on injured reserve on Dec. 29 missing the final regular season game.

- At N.Y. Jets (9/13), snapped on six punts and a field goal attempt in his NFL debut.
- At Cleveland (12/26), snapped on three punts, both extra point attempts and two field goal attempts after significantly injuring his knee in the second quarter.

COLLEGE:

- Played 38 games in three seasons as the primary long snapper at Tennessee.
- As a senior (2009), handled deep snapper duties on punts, extra points and field goals, the third consecutive year in which he served that role. Often led the charge down field on punts and finished the season with three tackles.
- As a junior (2008), saw action in 12 games. Served as Tennessee's deep snapper for all punts and placements for the second year in a row. Contributed four tackles on special teams, tying for seventh in that category.
- As a sophomore (2007), saw action as the deep snapper in all 14 games and helped placekicker Daniel Lincoln to All-America status and consensus Freshman All-SEC honors.
- In 2006, was a squad member.
- As a true freshman (2005), redshirted.
- Graduated with a degree in accounting from Tennessee.

PERSONAL:

- Attended Evangelical Christian (Memphis, Tenn.) High School, helping guide the Eagles to a state championship appearance as a senior and the semifinal game as a junior.
- As a senior, played center and long snapper earning All-State honorable mention and the Memphis Commercial Appeal Best of Preps Award.
- Began his role as the deep snapper during his junior season of high school.
- Played on the defensive and offensive lines as freshman and sophomore.
- Follow Cox on Twitter and Instagram at @morgancox46.

- Born Morgan Cox on April 26, 1986 in Collierville, Tenn.

MORGAN COX'S NFL STATISTICS

REGULAR SEASON

Year	Team	GP	GS	SpT Tackles
2010	Baltimore	15	0	1
2011	Baltimore	16	0	0
2012	Baltimore	16	0	2
2013	Baltimore	16	0	2
2014	Baltimore	7	0	0
2015	Baltimore	16	0	0
2016	Baltimore	16	0	2
2017	Baltimore	16	0	1
2018	Baltimore	16	0	1
2019	Baltimore	16	0	0
2020	Baltimore	15	0	2
2021	Tennessee	7	0	0
NFL Totals		172	0	11

PLAYOFFS

Year	Team	GP	GS	SpT Tackles
2011	Baltimore	2	0	0
2012	Baltimore	4	0	0
2018	Baltimore	1	0	0
2019	Baltimore	1	0	0
2020	Baltimore	2	0	0
NFL Totals		10	0	0

Additional Statistics

Fumble Recovery - 1 (2013)



29 DANE CRUIKSHANK

DEFENSIVE BACK • 6'1" • 209 LBS • COLLEGE: ARIZONA
ACQUIRED: 5TH ROUND - 2018 • NFL EXPERIENCE (NFL/TITANS): 4/4
HOMETOWN: CHINO HILLS, CALIF.
GAMES PLAYED/GAMES STARTED: 37/4 (PLAYOFFS: 3/0)

PRO: The Titans traded up to select Dane Cruikshank with the 152nd overall pick in the fifth round of the 2018 NFL Draft. The 6-foot-1 inch, 209-pound defender possesses above average size and speed for a defensive back, and was coveted for his versatility, having played safety, and both inside and outside cornerback at Arizona. Cruikshank established himself as a core special teams contributor in Tennessee after notching 18 special teams stops in his first two seasons, including a career-high 10 in 2019, blocking one extra point and one field goal, and catching a touchdown pass on a fake punt from 2018-19.

CAREER HIGHLIGHTS:

- From 2018-19, Cruikshank's 18 total special teams tackles ranked second on the squad.
- In 2019, Cruikshank totaled a career-high 10 special teams tackles, which ranked second on the team, and blocked one extra point and one field goal.
- In 2018, scored his first career touchdown with a 66-yard reception on a fake punt against Houston (9/16) and was named AFC Special Teams Player of the Week.

TITANS TIDBITS:

- Cruikshank credits his grandparents and his mother for his success in life. "My grandparents have provided for their whole family, and they've helped everyone in the family be successful at whatever they choose to do. My mom, (Beverley Jackson, a hair stylist) she's been able to raise her kids by working hard and never taking days off. She loves us and gives us everything we need."
- Growing up a Southern California fan, his most memorable college football moment was playing the Trojans in the Coliseum. Cruikshank posted 10 tackles and one interception in the contest.
- Cruikshank's nickname is 'Smooove.' He wore jersey No. 2 in high school, earning the nickname '2 Smooove,' which was then shortened to Smooove.
- He lists owning his own business as a goal on his bucket list. He would one day like to open his own training facility.

CAREER TRANSACTIONS:

- The Chino Hills, Calif., native was selected by the Titans in the fifth round (152nd overall) of the 2018 NFL Draft.

SEASON RECAPS:

2021 (7/4): Has tied for the team lead in tackles once in 2021 (vs. KC). Has tied for the team lead in special teams tackles once in 2021 (at NYJ). Made his first career start at safety against Indianapolis (9/26/21).

- Against Arizona (9/12), saw action as a reserve at safety and on special teams.
- At Seattle (9/19), saw significant action as a reserve at safety and posted three tackles.
- Against Indianapolis (9/26), made his first career start at safety and tallied a then career-best six tackles, a quarterback pressure and a pass defensed. Defended a pass intended for Zach Pascal at the goalline in the third quarter.
- At N.Y. Jets (10/3), started at safety and notched four tackles. Collected a tackle and a forced fumble on special teams coverage units. Forced a Ty Johnson fumble on a kickoff return in the fourth quarter but the loose ball was recovered by the Jets.
- At Jacksonville (10/10), started at safety and compiled a then career-high seven tackles.
- Against Buffalo (10/18), played as a reserve on special teams and at defensive back.

- Against Kansas City (10/24), started at safety and tied for the team lead with a career-best eight tackles.

2020 (2/0): Played in two games as a reserve and posted his first career interception and a special teams tackle. Was inactive for one contest. Placed on injured reserve on Sept. 6, where he spent the first five games of the regular season. Activated from injured reserve designated for return on Oct. 24. Placed on season-ending injured reserve on Nov. 11, missing the final eight regular season games and the postseason contest. Collected his first career interception against Pittsburgh (10/25/20).

- Against Pittsburgh (10/25), returned to the lineup as a reserve on special teams. Saw limited snaps at safety and collected his first career interception. Registered his first career interception when Ben Roethlisberger attempted a deep pass into the end zone just before halftime.
- Against Chicago (11/8), played as a reserve on special teams and notched a stop on coverage units before leaving the game in the second quarter with an injury.

2019 (16/0, 3/0): Saw action as a reserve in all 16 games and ranked second on the team with a career-best 10 special teams tackles to go along with a blocked extra point and a blocked field goal. Saw action as a reserve in all three postseason contests and notched a pass defensed on defense. Tied for the team lead in special teams tackles four times in 2019 (vs. IND, vs. BUF, at CAR, at OAK).

- Against Indianapolis (9/15), tied for the team lead with two special teams tackles on coverage units.
- At Carolina (11/3), saw action as a reserve on special teams and tied for the team lead with two tackles on coverage units. Kept it a two-possession game by blocking an extra point early in the fourth quarter.
- Against Jacksonville (11/24), saw action as a reserve on special teams and notched two tackles on coverage units.
- At Indianapolis (12/1), played as a reserve on special teams and blocked a field goal. Shot through the line and blocked an Adam Vinatieri 46-yard field goal with the ball being scooped up by Tye Smith and returned 63 yards for a touchdown to give the Titans a 24-17 lead late in the fourth quarter.
- At Oakland (12/8), played as a reserve on special teams and tied for the team lead with a special teams tackle on coverage units.
- At New England (1/4), played as a reserve on special teams in his first career postseason game.
- At Baltimore (1/11), saw action as a reserve defensive back and recorded a pass defensed. Halted a potential Ravens' scoring drive by breaking up a fourth-and-five pass intended for Mark Andrews late in the fourth quarter.
- At Kansas City (1/19), played as a reserve on special teams and as an extra defensive back in the dime package.

2018 (12/0): Played in 12 games as a reserve in his rookie campaign and ranked fourth on the squad with eight special teams tackles. Collected a 66-yard touchdown reception on a fake punt and a 39-yard kickoff return on a reverse. Registered two tackles on defense. Was inactive for four games. Led or tied for the team lead in special teams tackles four times in 2018 (vs. HOU, at BUF, at LAC, vs. IND). Led the team in receiving yards once in 2018 (vs. HOU). Saw action in his first career NFL game at Miami (9/9/18). Named AFC Special Teams Player of the Week after leading the team with two special teams tackles and notching a 66-yard touchdown reception on a fake punt against Houston (9/16/18).

- At Miami (9/9), made his NFL debut as a reserve on special teams and notched a stop on coverage units.
- Against Houston (9/16), named AFC Special Teams Player of the Week

after leading the team with two special teams tackles and notching a touchdown on a fake punt. Gave the Titans a 7-0 lead with a 66-yard touchdown reception from Kevin Byard on a fake punt early in the first quarter. Cruikshank became the first primarily defensive player in team annals to record a touchdown reception.

- At Jacksonville (9/23), saw action as a reserve on special teams. Snuffed out a fake punt and slowed down Corey Grant allowing LeShaun Sims to make the tackle short of the first down in the first quarter.
- Against Baltimore (10/14), played as a reserve at safety and amassed two tackles. Stuffed Nick Boyle for a one-yard loss on a short pass in the fourth quarter.
- At Los Angeles Chargers in London (10/21), led the team with two special teams tackles on coverage units.
- Against Indianapolis (12/30), played as a reserve on special teams and tied for the team lead with a tackle on coverage units. Returned the opening kickoff 39 yards after taking a reverse from Darius Jennings.

COLLEGE:

- During a two-year career at Arizona, he started all 25 games at 'spur' safety and cornerback. Cruikshank recorded 135 tackles, 1.5 sacks, seven tackles for loss, 17 passes defended, one forced fumble and intercepted five passes for 68 yards.
- Prior to Arizona, he played two seasons at Citrus College.
- As a senior (2017), started all 13 games after switching to spur safety from cornerback. Ranked fifth on the team with 75 tackles. Also posted 1.5 sacks, 5.5 tackles for loss, eight passes defended, one forced fumble and three interceptions for 65 yards as a Wildcat. Voted as a team captain by his teammates.
- As a redshirt junior (2016), started all 13 games at cornerback in his first season at Arizona and finished fourth on the team in tackles with 60. Tied

for the team lead with a pair of interceptions. Also tallied 1.5 tackles for loss and nine passes defended.

- As a junior (2015), redshirted after transferring to Arizona.
- As a sophomore (2014), saw action in 10 games as an Owl and notched 45 tackles, a tackle for loss, four passes defended and one interception for 29 yards. Named first-team all-state.
- As a freshman (2013), appeared in all 11 games for Citrus College and posted five tackles and one forced fumble. Caught four passes for 147 yards and one touchdown, and added five kick returns for 103 yards.
- Graduated in May 2017 from Arizona with a degree in general studies.

PERSONAL:

- Attended Ayala (Chino Hills, Calif.), High School where he played cornerback, safety, wide receiver, running back and return specialist.
- Also ran track as a high school athlete.
- List of favorites: (TV show) "Power"; (movies) "Friday," "Black Panther" and "Avengers: Infinity War"; (musician or band) Meek Mill, Drake, Migos and YoungBoy; (food) seafood; (childhood sports team) Los Angeles Lakers; and (guilty pleasure) peach cobbler or sour candy.
- He has three siblings, two older sisters and one younger brother.
- Follow Cruikshank on Twitter and Instagram at @Dane2Smooove.
- Born Dane Ashton Cruikshank on April 27, 1995 in Los Angeles, Calif.

DANE CRUIKSHANK'S GAME-BY-GAME

2018 Tennessee Titans

Date	Opp	W/L	P/S	Tot	Solo	Asst	Sk	- Yds	QBP	TFL	Int	- Yds	-TD	PD	FF	FR	- Yds	SpT
Sept 9	@ Mia	L	p	0	0	0	0.0	0.0	0	0	0	0	0	0	0	0	0	1
Sept 16	Hou	W	p	0	0	0	0.0	0.0	0	0	0	0	0	0	0	0	0	2
Sept 23	@ Jax	W	p	0	0	0	0.0	0.0	0	0	0	0	0	0	0	0	0	0
Sept 30	Phi	W	p	0	0	0	0.0	0.0	0	0	0	0	0	0	0	0	0	0
Oct 7	@ Buf	L	p	0	0	0	0.0	0.0	0	0	0	0	0	0	0	0	0	1
Oct 14	Bal	L	p	2	2	0	0.0	0.0	0	0	0	0	0	0	0	0	0	0
Oct 21	@ LAC	L	p	0	0	0	0.0	0.0	0	0	0	0	0	0	0	0	0	2
Nov 5	@ Dal	W	p	0	0	0	0.0	0.0	0	0	0	0	0	0	0	0	0	0
Nov 11	NE	W	IA															
Nov 18	@ Ind	L	p	0	0	0	0.0	0.0	0	0	0	0	0	0	0	0	0	0
Nov 26	@ Hou	L	IA															
Dec 2	NYJ	W	IA															
Dec 6	Jax	W	IA															
Dec 16	@ NYG	W	p	0	0	0	0.0	0.0	0	0	0	0	0	0	0	0	0	1
Dec 22	Was	W	p	0	0	0	0.0	0.0	0	0	0	0	0	0	0	0	0	0
Dec 30	Ind	L	p	0	0	0	0.0	0.0	0	0	0	0	0	0	0	0	0	1
Totals		9-7	12/0	2	2	0	0.0	0.0	0	0	0	0	0	0	0	0	0	8

2019 Tennessee Titans

Date	Opp	W/L	P/S	Tot	Solo	Asst	Sk	- Yds	QBP	TFL	Int	- Yds	-TD	PD	FF	FR	- Yds	SpT
Sept 8	@ Cle	W	p	0	0	0	0.0	0.0	0	0	0	0	0	0	0	0	0	0
Sept 15	Ind	L	p	0	0	0	0.0	0.0	0	0	0	0	0	0	0	0	0	2
Sept 19	@ Jax	L	p	0	0	0	0.0	0.0	0	0	0	0	0	0	0	0	0	0
Sept 29	@ Atl	W	p	0	0	0	0.0	0.0	0	0	0	0	0	0	0	0	0	0
Oct 6	Buf	L	p	0	0	0	0.0	0.0	0	0	0	0	0	0	0	0	0	1
Oct 13	@ Den	L	p	0	0	0	0.0	0.0	0	0	0	0	0	0	0	0	0	1
Oct 20	LAC	W	p	0	0	0	0.0	0.0	0	0	0	0	0	0	0	0	0	0
Oct 27	TB	W	p	0	0	0	0.0	0.0	0	0	0	0	0	0	0	0	0	0
Nov 3	@ Car	L	p	0	0	0	0.0	0.0	0	0	0	0	0	0	0	0	0	2
Nov 10	KC	W	p	0	0	0	0.0	0.0	0	0	0	0	0	0	0	0	0	0
Nov 24	Jax	W	p	0	0	0	0.0	0.0	0	0	0	0	0	0	0	0	0	2
Dec 1	@ Ind	W	p	0	0	0	0.0	0.0	0	0	0	0	0	0	0	0	0	0
Dec 8	@ Oak	W	p	0	0	0	0.0	0.0	0	0	0	0	0	0	0	0	0	1
Dec 15	Hou	L	p	0	0	0	0.0	0.0	0	0	0	0	0	0	0	0	0	0
Dec 22	NO	L	p	0	0	0	0.0	0.0	0	0	0	0	0	0	0	0	0	1
Dec 29	@ Hou	W	p	0	0	0	0.0	0.0	0	0	0	0	0	0	0	0	0	0
Totals		9-7	16/0	0	0	0	0.0	0.0	0	0	0	0	0	0	0	0	0	10
Playoffs																		
Jan 4	@ NE	W	p	0	0	0	0.0	0.0	0	0	0	0	0	0	0	0	0	0
Jan 11	@ Bal	W	p	0	0	0	0.0	0.0	0	0	0	0	0	1	0	0	0	0
Jan 19	@ KC	L	p	0	0	0	0.0	0.0	0	0	0	0	0	0	0	0	0	0
Totals		2-1	3/0	0	0	0	0.0	0.0	0	0	0	0	0	1	0	0	0	0

2020 Tennessee Titans

Date	Opp	W/L	P/S	Tot	Solo	Asst	Sk	- Yds	QBP	TFL	Int	- Yds	-TD	PD	FF	FR	- Yds	SpT
Sept 14	@ Den	W	IR															
Sept 20	Jax	W	IR															
Sept 27	@ Min	W	IR															
Oct 13	Buf	W	IR															
Oct 18	Hou	W	IR															
Oct 25	Pit	L	p	0	0	0	0.0	0.0	0	0	0	1	13	0	1	0	0	0
Nov 1	@ Cin	L	IA															
Nov 8	Chi	W	p	0	0	0	0.0	0.0	0	0	0	0	0	0	0	0	0	1
Nov 12	Ind																	
Nov 22	@ Bal																	
Nov 29	@ Ind																	
Dec 6	Cle																	
Dec 13	@ Jax																	
Dec 20	Det																	
Dec 27	@ GB																	
Jan 3	@ Hou																	
Totals		6-2	2/0	0	0	0	0.0	0.0	0	0	0	1	13	0	1	0	0	1

2021 Tennessee Titans

Date	Opp	W/L	P/S	Tot	Solo	Asst	Sk	- Yds	QBP	TFL	Int	- Yds	-TD	PD	FF	FR	- Yds	SpT
Sept 12	Ari	L	p	0	0	0	0.0	0.0	0	0	0	0	0	0	0	0	0	0
Sept 19	@ Sea	W	p	3	2	1	0.0	0.0	0	0	0	0	0	0	0	0	0	0
Sept 26	Ind	W	S	6	4	2	0.0	0.0	1	0	0	0	0	1	0	0	0	0
Oct 3	@ NYJ	L	S	4	3	1	0.0	0.0	0	0	0	0	0	0	0	0	0	1
Oct 10	@ Jax	W	S	7	6	1	0.0	0.0	0	0	0	0	0	0	0	0	0	0
Oct 18	Buf	W	p	0	0	0	0.0	0.0	0	0	0	0	0	0	0	0	0	0
Oct 24	KC	W	S	8	7	1	0.0	0.0	0	0	0	0	0	0	0	0	0	0
Oct 31	@ Ind																	
Nov 7	@ LAR																	
Nov 14	NO																	
Nov 21	Hou																	
Nov 28	@ NE																	
Dec 12	Jax																	
Dec 19	@ Pit																	
Dec 23	SF																	
Jan 2	Mia																	
Jan 9	@ Hou																	
Totals		5-2	7/4	28	22	6	0.0	0.0	1	0	0	0	0	1	0	0	0	1

DANE CRUIKSHANK'S NFL STATISTICS

REGULAR SEASON				TACKLES								INTERCEPTIONS					FUMBLES			
Year	Team	GP	GS	Tot	Solo	Asst	Sk	Yds	QBP	TFL	No	Yds	Lg	TD	PD	FF	FR	Yds	SpT	
2018	Tennessee	12	0	2	2	0	0.0	0.0	0	0	0	0	0	0	0	0	0	0	0	8
2019	Tennessee	16	0	0	0	0	0.0	0.0	0	0	0	0	0	0	0	0	0	0	0	10
2020	Tennessee	2	0	0	0	0	0.0	0.0	0	0	1	13	13	0	1	0	0	0	0	1
2021	Tennessee	7	4	28	22	6	0.0	0.0	1	0	0	0	0	0	1	0	0	0	0	1
NFL Totals		37	4	30	24	6	0.0	0.0	1	0	1	13	13	0	2	0	0	0	0	20

PLAYOFFS				TACKLES								INTERCEPTIONS					FUMBLES			
Year	Team	GP	GS	Tot	Solo	Asst	Sk	Yds	QBP	TFL	No	Yds	Lg	TD	PD	FF	FR	Yds	SpT	
2019	Tennessee	3	0	0	0	0	0.0	0.0	0	0	0	0	0	0	1	0	0	0	0	0
NFL Totals		3	0	0	0	0	0.0	0.0	0	0	0	0	0	0	1	0	0	0	0	0

Single-Game Highs

Tackles - **8 vs. Kansas City (10/24/21)**
 Interceptions - 1 vs. Pittsburgh (10/25/20)
 Special Teams Tackles - 2 (Five times, last vs. Jacksonville, 11/24/19)

Playoff Single-Game Highs

Passes Defensed - 1 at Baltimore (1/11/20)

Additional Statistics

Receptions - 1 for 66 yards and a touchdown vs. Houston (9/16/18)
 Kickoff Returns - 1 for 39 yards vs. Indianapolis (12/30/18)
 Blocked Extra Point - 1 at Carolina (11/3/19)
 Blocked Field Goal - 1 at Indianapolis (12/1/19)
 Special Teams Forced Fumble - **1 at N.Y. Jets (10/3/21)**



64 NATE DAVIS

OFFENSIVE LINEMAN • 6'3" • 316 LBS • COLLEGE: CHARLOTTE
ACQUIRED: 3RD ROUND - 2019 • NFL EXPERIENCE (NFL/TITANS): 3/3
HOMETOWN: ASHBURN, VA.
GAMES PLAYED/GAMES STARTED: 36/35 (PLAYOFFS: 4/4)

PRO: The Titans selected Nate Davis in the third round (82nd overall) of the 2019 NFL Draft. The 6-foot-3-inch, 316-pounder brings quick feet and physicality to the trenches of the offensive line. The Ashburn, Va., native started 28 consecutive regular season games at right guard from the final 12 games of his rookie campaign through the 2020 season. He also started four postseason contests in his first two seasons.

CAREER HIGHLIGHTS:

- In 2020, Davis started all 16 games at right guard as part of an offense that tied for the second-overall ranking in the NFL (396.4 yards per game), finished second in rushing (168.1), and allowed the sixth-fewest sacks (25). Davis helped pave the way for Derrick Henry to produce the NFL's eighth all-time 2,000-yard rushing season (2,027).
- As a rookie in 2019, Davis appeared in 13 games with 12 starts at right guard, assuming starting duties in Week 5. Davis also started all three playoff games.

TITANS TIDBITS:

- Growing up, Davis was 'always a pretty big kid.' He played on the offensive or defensive line during Pop Warner, and estimates that in the fourth grade he weighed around 200 pounds.
- Davis was invited to the 2019 Senior Bowl, which he credits for helping him during the draft process. He went head-to-head with defensive linemen from larger conferences, and as an athlete from a smaller conference, he credits his performance at the Senior Bowl for helping put his name into the conversation ahead of the draft.
- Davis' father purchased him a fishing rod as a child and would take him to the pond near their home in Ashburn, Va., to fish and relax.
- Davis is a car enthusiast who has a knack for identifying the year, make and model of a car. He lists his dream car as a Rolls-Royce.

CAREER TRANSACTIONS:

- The Ashburn, Va., native was selected by the Titans in the third round (82nd overall) of the 2019 NFL Draft.

SEASON RECAPS:

2021 (7/7):

- Against Arizona (9/12), started at right guard.
- At Seattle (9/19), started at right guard and helped open holes for Derrick Henry to rush for 182 yards.
- Against Indianapolis (9/26), started at right guard and blocked for Titans' rushers to gain 180 yards on the ground.
- At N.Y. Jets (10/3), started at right guard.
- At Jacksonville (10/10), started at right guard and helped block for Derrick Henry to amass 130 yards on the ground with three rushing touchdowns.
- Against Buffalo (10/18), started at right guard and was a part of an offensive front that did not allow a sack on 29 pass attempts. Helped open holes for Derrick Henry to amass 143 rushing yards and three scores on 23 carries.
- Against Kansas City (10/24), started at right guard and helped block for an offense that registered 369 total yards while only allowing one sack on 28 pass attempts.

2020 (16/16, 1/1): Started all 16 games at right guard and helped Derrick Henry become the eighth player in NFL history to eclipse 2,000 rushing yards in a season. Started the postseason contest at right guard.

- At Denver (9/14), started at right guard and was a part of an offensive front that allowed the Titans to amass 377 total yards. Member of a line

that allowed just one sack on 43 pass attempts.

- Against Buffalo (10/13), started at right guard and was a part of an offensive line that blocked for Titans' rushers to gain 139 yards on the ground while not allowing a sack on 28 pass attempts.
- Against Houston (10/18), started at right guard and helped the offense become the first unit in NFL history to have a passer reach 350 yards (364 by Ryan Tannehill) and a rusher reach 200 yards (212 by Derrick Henry) in a game.
- At Cincinnati (11/1), started at right guard and blocked for Titans' rushers to gain 218 yards on 29 carries.
- At Indianapolis (11/29), started at right guard and blocked for Titans' rushers to gain 229 yards on 45 carries. Member of an offensive front that allowed just one sack on 22 pass attempts.
- At Jacksonville (12/13), started at right guard and helped open holes for Titans' rushers to gain 249 yards on the ground, including a 215-yard performance by Derrick Henry.
- Against Detroit (12/20), started at right guard and helped block for Titans' ball carriers to gain 195 yards and score three touchdowns on the ground.
- At Houston (1/3), started at right guard and blocked for Derrick Henry to gain a franchise-record 250 rushing yards in the Titans' division-clinching victory and in the process become the eighth player in NFL history to eclipse 2,000 rushing yards in a season.
- Against Baltimore (1/10), started at right guard.

2019 (13/12, 3/3): Played in 13 games with 12 starts at right guard and helped Derrick Henry lead the NFL with 1,540 rushing yards. Was inactive for the first three regular season contests. Started all three postseason contests at right guard. Appeared in his first career NFL contest at Atlanta (9/29/19). Made his first career NFL start against Buffalo (10/6/19).

- At Atlanta (9/29), made his NFL debut as a reserve at right guard. Was a part of an offensive front that did not allow a sack on 27 pass attempts, while opening holes for Titans' ball carriers to gain 138 yards on the ground.
- Against Buffalo (10/6), started his first career NFL contest at right guard.
- Against Kansas City (11/10), started at right guard and helped open holes for Titans' rushers to gain 225 yards on the ground.
- Against Jacksonville (11/24), started at right guard and blocked for Titans' ball carriers to gain 219 rushing yards.
- At Indianapolis (12/1), started at right guard and helped open holes for Derrick Henry to collect 149 rushing yards on 26 carries.
- At Oakland (12/8), started at right guard and was a part of an offensive front that blocked for Titans' ball carriers to gain 161 yards on the ground, while also not allowing a sack on 27 pass attempts.
- Against Houston (12/15), started at right guard and was a member of an offensive line that opened holes for Titans' rushers to gain 163 yards on the ground.
- Against New Orleans (12/22), started at right guard and helped the Titans amass 149 rushing yards on 26 carries.
- At Houston (12/29), started at right guard and was a part of an offensive front that blocked for Derrick Henry to amass 211 yards on the ground and become the NFL's leading rusher in 2019.
- At New England (1/4), started at right guard in his first career postseason game and was a member of an offensive front that opened holes for Derrick Henry to collect 182 yards on the ground.
- At Baltimore (1/11), started at right guard and was a part of an offensive line that blocked for Derrick Henry to collect a franchise postseason record 195 rushing yards.

COLLEGE:

- In four seasons at Charlotte (2015-18), Davis appeared in 41 career

games with 37 starts. A four-year starter on the offensive line, Davis started at guard from 2015-17 before switching to right tackle for his senior season in 2018.

- As a senior (2018), appeared in eight games with seven starts at tackle. Blocked for the league's fifth-best rushing attack which averaged 159.9 yards per game. Helped create lanes for running back Benny LeMay to record a 1,000-yard season. Earned First Team All-C-USA recognition by Phil Steele and Second Team All-C-USA recognition by the league's coaches. Named Charlotte's Best Offensive Player for 2018 by SB Nation.
- As a junior (2017), started all 12 games at right guard. Helped the 49ers rushing offense rank eighth in C-USA, averaging 166.2 yards per game. Was part of an offensive line that ranked fifth in sacks allowed with 22. Earned Honorable Mention All-C-USA honors.
- As a sophomore (2016), saw action in nine games with eight starts at right guard and helped the 49ers run game rank sixth in C-USA averaging 176.2 yards per game. Earned Honorable Mention All-C-USA honors.
- As a freshman (2015), appeared in all 12 games with 10 starts at right guard.
- Redshirted in 2014.
- Majored in Africana studies and minored in American studies at Charlotte.

PERSONAL:

- Attended Stone Bridge (Va.) High School and was a first team all-state and 5A North All-Region First Team lineman. Davis was a four-year letterman in high school.
- Helped lead the Bulldogs to a Liberty District Championship as a senior in 2014.
- In 2013, he was named team MVP, captain, and first team All-Liberty conference en route to helping the Bulldogs win the Virginia AAA Div. 5 Championship.
- Has one older sister, Kimberley.
- Son of Ken and Natalie Davis.
- Follow Davis on Twitter at @Nate_Davis73.
- Follow Davis on Instagram at @Nate.Davis64.
- List of favorites: (TV show) "Black-ish"; (movie) "The Dark Knight"; (musician) Drake; (food) chicken wings; and (dessert) ice cream.
- Born Nathaniel Matthew Eugene Davis on Sept. 23, 1996 in York, Maine.

NATE DAVIS' NFL STATISTICS

REGULAR SEASON

Year	Team	GP	GS
2019	Tennessee	13	12
2020	Tennessee	16	16
2021	Tennessee	7	7
NFL Totals		36	35

PLAYOFFS

Year	Team	GP	GS
2019	Tennessee	3	3
2020	Tennessee	1	1
NFL Totals		4	4

Starts Breakdown:

2019 - RG 12 (Playoffs - RG 3); 2020 - RG 16 (Playoffs - RG 1); 2021 - RG 7

Additional Career Statistics

Misc. Tackles - 3 (2019)



48 BUD DUPREE

OUTSIDE LINEBACKER • 6'4" • 269 LBS • COLLEGE: KENTUCKY
ACQUIRED: UNRESTRICTED FREE AGENT (PIT) - 2021
NFL EXPERIENCE (NFL/TITANS): 7/1 • HOMETOWN: IRWINTON, GA.
GAMES PLAYED/GAMES STARTED: 85/68 (PLAYOFFS: 6/6)

PRO: The Titans entered the 2021 NFL free agency period looking to add pass rushing talent and an edge presence from the outside linebacker spot in their 3-4 defensive alignment. The club found just that when they signed veteran Bud Dupree as an unrestricted free agent on March 19, 2021. The 6-foot-4-inch, 269-pounder arrives in Tennessee having registered 39.5 career sacks and 64 quarterback hits in six seasons (2015-20) with the Pittsburgh Steelers. The University of Kentucky product was originally drafted by the Steelers in the first round (22nd overall) of the 2015 NFL Draft.

CAREER HIGHLIGHTS:

- In 2019, Dupree set a single-season career-high and ranked tied for ninth in the NFL with 11.5 sacks. He also set a single-season career-high and ranked tied for fourth in the NFL with 16 tackles for loss.
- In 2018, Dupree collected 42 tackles, 5.5 sacks, 13 quarterback hits, three passes defended, a forced fumble and an interception returned for a touchdown.
- Dupree finished his Steelers career with 39.5 sacks, which is the 10th most in franchise history.

TITANS TIDBITS:

- Dupree has a street named after him, Bud Dupree Drive, in his hometown of Toombsboro, Ga.
- Dupree wore uniform No. 2 at the University of Kentucky because: "I'm trying to be No. 1, but I am working like I am No. 2."

CAREER TRANSACTIONS:

- The Irwinton, Ga., native was selected by the Pittsburgh Steelers in the first round (22nd overall) of the 2015 NFL Draft.
- Signed by the Steelers as the franchise tag player on April 23, 2020.
- Signed by the Titans as an unrestricted free agent on March 19, 2021.

SEASON RECAPS:

2021 (4/2 - Tennessee): Has tied for the team lead in quarterback pressures once in 2021 (vs. ARI). Has tied for the team lead in passes defended once in 2021 (vs. BUF).

- Against Arizona (9/12), made his Titans debut as a starter at outside linebacker. Collected a solo tackle and tied for the team lead with three quarterback pressures.
- At Seattle (9/19), started at outside linebacker and posted a tackle and a quarterback pressure.
- Against Indianapolis (9/26), dressed but did not see action.
- At N.Y. Jets (10/3), was inactive.
- At Jacksonville (10/10), was inactive.
- Against Buffalo (10/18), saw significant action as a reserve at outside linebacker and registered two tackles, three quarterback pressures and a pass defended. Batted back a pass intended for Cole Beasley in the fourth quarter.
- Against Kansas City (10/24), played as a reserve at outside linebacker and collected a sack and a forced fumble. Ended the Chiefs' first possession by dropping Patrick Mahomes for a seven-yard sack and forcing a fumble that was recovered by Kansas City on third-and-seven in the first quarter.

2020 (11/11, 0/0 - Pittsburgh): Started 11 games before an injury ended his season. Posted 31 tackles and ranked second on the team in forced fumbles (two), third in sacks (eight), fourth in tackles for loss (eight) and fourth in quarterback hits (15). Placed on injured reserve on Dec. 3.

- At N.Y. Giants (9/14), finished the game with four tackles, two tackles for loss, a quarterback hit and a pass defended. Deflected a pass from Daniel Jones that was picked off in the end zone by Cameron Heyward.
- Against Denver (9/20), registered two tackles, three quarterback hits and strip-sacked Drew Lock in the first quarter, which resulted in a Steelers' takeaway and led to a touchdown for Pittsburgh on the ensuing drive.
- Against Houston (9/27), recorded two tackles, 1.5 sacks and two quarterback hits. Collected his fourth multi-sack game of his career.
- Against Philadelphia (10/11), registered two tackles, two quarterback hits and split a sack of Carson Wentz with Stephon Tuitt.
- Against Cleveland (10/18), registered the fifth multi-sack game of his career, taking down Baker Mayfield twice. Surpassed Kevin Greene and Lawrence Timmons to take over 10th-place on the Steelers' all-time sacks list.
- At Baltimore (11/1), registered four solo tackles and strip-sacked Lamar Jackson in the first quarter at the Steelers' 13-yard line.
- Against Cincinnati (11/15), notched three tackles, two quarterback hits, a tackle for loss and a sack. Sacked Joe Burrow for a seven-yard loss in the fourth quarter on third down.
- At Jacksonville (11/22), posted three tackles, two quarterback hits, a tackle for loss and a nine-yard sack of Jake Luton.
- Against Baltimore (12/2), recorded five solo tackles and two tackles for losses. Left the game in the fourth quarter with an injury and did not return.

2019 (16/16 - Pittsburgh): Started all 16 games for the first time in his career and recorded career-highs in tackles (68), solo tackles (49), sacks (11.5 – marking his first career double-digit sack season), quarterback hits (17), tackles for loss (16), passes defended (three – tied in 2018), forced fumbles (four) and fumble recoveries (two). Ranked either first or second on the team in sacks (second), tackles for loss (first) and forced fumbles (second). His 11.5 sacks ranked ninth in the NFL in 2019. His 16 tackles for loss ranked fourth in the NFL in 2019. T.J. Watt (14.5) and Dupree (11.5) were one of three duos in the NFL with at least 11.5 sacks apiece in 2019. Watt and Dupree along with Aaron Donald and Dante Fowler were the only two sets of teammates in the NFL with at least 11.5 sacks, 16 quarterback hits and 14 tackles for loss apiece in 2019. Watt and Dupree became the sixth Steelers tandem in franchise history with 10 or more sacks in a single season and first since James Harrison (10.5) and LaMarr Woodley (10.0) in 2010.

- At New England (9/8), registered a seven-yard sack of Tom Brady in the third quarter and registered four solo tackles, including two tackles for loss.
- Against Cincinnati (9/30), posted six tackles and recorded a strip-sack of Andy Dalton that was recovered by T.J. Watt in the second quarter.
- Against Baltimore (10/6), produced five tackles and recorded a sack for the second week in a row, taking down Lamar Jackson in overtime to set up third-and-long for the Ravens.
- Against Miami (10/28), tallied five tackles and sacked Ryan Fitzpatrick in the second quarter.
- Against Indianapolis (11/3), recorded three solo tackles, three quarterback hits, two sacks, two tackles for loss, a forced fumble and a fumble recovery. Became the fourth player in the NFL this season to have at least two sacks, a forced fumble, a fumble recovery and three quarterback hits in the same game (joining Chandler Jones, Arizona; Nick Bosa, San Francisco; and teammate T.J. Watt). Recorded the second multiple sack game of his career (had 2.5 sacks at Buffalo on Dec. 11, 2016).
- At Cleveland (11/14), recorded four tackles, including two tackles for loss.
- At Cincinnati (11/24), posted two solo tackles, a tackle for loss and strip-sacked Ryan Finley, recovering his own forced fumble, within three minutes of the end of the game to seal the Steelers' win.

- Against Cleveland (12/1), registered six tackles, 1.5 sacks, two quarterback hits, a pass defended and a forced fumble.
- At Arizona (12/8), posted five tackles, three tackles for loss and a four-yard sack of Kyler Murray.
- At N.Y. Jets (12/22), tallied seven tackles, with two tackles for loss and added a one-yard sack of Sam Darnold, registering the first double-digit sack season of his NFL career.
- At Baltimore (12/29), registered four solo tackles with a tackle for loss, two quarterback hits and a sack of Robert Griffin III.

2018 (16/15 - Pittsburgh): Played in all 16 games with 15 starts and recorded a then career-high 42 tackles. Added 5.5 sacks, 13 quarterback hits, three passes defended, a forced fumble and an interception, which he returned for a touchdown.

- At Cleveland (9/9), registered a sack and forced fumble on Tyrod Taylor on the final play of the first half.
- At Tampa Bay (9/24), picked off Ryan Fitzpatrick in the second quarter and returned the first interception of his NFL career 10 yards for a touchdown. Added a four-yard sack in the third quarter.
- Against Baltimore (9/30), sacked Joe Flacco in the second quarter for a six-yard loss.
- At Baltimore (11/4), split a sack with Vince Williams of Joe Flacco in the third quarter.
- Against Carolina (11/8), brought down Cam Newton for an 11-yard sack in the third quarter.
- At Oakland (12/9), recorded five tackles and brought down Derek Carr for a seven-yard sack, the 20th of his NFL career.

2017 (15/15, 1/1 - Pittsburgh): Started 15 games at outside linebacker and recorded 40 tackles and a then career-high six sacks. Added seven quarterback hits, a pass defended and a fumble recovery. Was inactive for the regular season opener. Started the postseason contest and tallied four tackles.

- Against Minnesota (9/17), made his season debut and recorded a sack of Case Keenum for a loss of 11 yards.
- Against Cincinnati (10/22), posted his third sack of the season, bringing down Andy Dalton for a loss of 13 yards in the fourth quarter.
- At Indianapolis (11/12), totaled four tackles, a 13-yard sack of Jacoby Brissett and three tackles for loss.
- At Cincinnati (12/4), established a single-season career high with his fifth sack, bringing down Andy Dalton in the fourth quarter.
- At Houston (12/25), made six tackles and recovered a fumble forced by Cameron Heyward in the second quarter, the first defensive fumble recovery of his NFL career.

2016 (7/4, 3/3 - Pittsburgh): Saw action in seven games with four starts and posted 24 tackles, 4.5 sacks, six quarterback hits, a forced fumble and a pass defended. Was activated from the team's reserve/injured; designated for return list on Nov. 19. Led all AFC linebackers with 4.5 sacks in December/January. Started all three postseason contests and recorded 15 tackles, a half sack and a pass defended.

- At Buffalo (12/11), made his first start of the season and recorded his first career multi-sack game (2.5), taking down Tyrod Taylor.
- Against Baltimore (12/25), collected four tackles, including a six-yard sack of Joe Flacco.
- Against Cleveland (1/1), recorded a sack and forced fumble on Robert Griffin III.
- Against Miami (1/8), split a sack with James Harrison in the AFC Wild Card game.

2015 (16/5, 2/2 - Pittsburgh): Played in all 16 games with five starts as a rookie and registered 26 tackles, four sacks, six quarterback hits and a pass defended. His four sacks tied for fifth among NFL rookies. Became the first rookie since 2013 to record at least one sack in each of his first two NFL games. Started both postseason contests and collected six tackles. Earned the Joe Greene Great Performance Award given annually to the Steelers' top rookie. Named to Gil Brandt's 2015 NFL All-Rookie Team and was selected to the PFWA's All-AFC Team.

- At New England (9/10), made his NFL debut, recording his first career sack on Tom Brady in the first quarter.
- Against San Francisco (9/20), recorded his second sack of the season becoming the first Steelers rookie to have sacks in back-to-back games since 2007 (LaMarr Woodley).
- At San Diego (10/12), collected two tackles and sacked Philip Rivers for a four-yard loss.

- Against Cincinnati (11/1), brought down Andy Dalton for a sack, tying LaMarr Woodley for the third-most sacks by a Steelers rookie since sacks became an official statistic in 1982.

- At Seattle (11/29), made his first career NFL start at outside linebacker and posted a tackle.

COLLEGE:

- Played in 47 games with 38 starts at Kentucky (2011-14) and finished with 247 tackles, 23.5 sacks, 38.0 tackles for loss and four forced fumbles.
- Ranked second in Wildcat history at the time he left school with 23.5 career sacks.
- Earned All-SEC honorable mention each of his final three seasons (2012-14), playing both defensive end and linebacker throughout his Kentucky career. Finished in the top-10 in the SEC in quarterback sacks three straight years (2012-14).
- As a senior (2014), was voted team captain and started all 12 games. Notched 74 tackles, 12.5 tackles for loss, eight sacks and his first career interception which he returned for a game-winning touchdown.
- As a junior (2013), started all 11 games he played and finished second on the team with 61 tackles, adding a team-best 9.5 tackles for loss and seven sacks. Also forced two fumbles, had three quarterback hurries and a pass breakup. Had a tackle for loss or a sack in eight of the 11 games and finished the season sixth in the SEC in sacks.
- As a sophomore (2012), started all 12 games and totaled 91 tackles, which ranked 10th in the SEC. Posted 12.5 tackles for loss and 6.5 quarterback sacks, ranking seventh in the league in both categories.
- As a freshman (2011), played in all 12 games, starting the last three and recorded 21 tackles, 14 of which came in his three starting assignments. Collected 2.5 quarterback sacks, two pass breakups and a fumble recovery.
- Graduated with a degree in community and leadership development from Kentucky in 2015.

PERSONAL:

- Attended Wilkinson County (Irwinton, Ga.) High School and was a four-year starter at tight end and three-year starter at defensive end.
- As a senior, was named first team All-State as chosen by the Georgia Sports Writers Association and the Atlanta Journal-Constitution. Totaled more than 1,000 receiving yards with 10 touchdowns, to go along with 62 tackles and 10.0 quarterback sacks.
- His team went 11-3 his senior year and 10-4 as a sophomore, advancing to the Class-A state semifinals each season.
- Was also a basketball standout in high school, helping lead Wilkinson County to the Class-A state championship his senior year.
- Is a member of the Future Business Leaders of America.
- Follow Dupree on Twitter and Instagram at @Bud_Dupree.
- Born Alvin "Bud" Dupree, Jr. on Feb. 12, 1993 in Macon, Ga.

BUD DUPREE'S GAME-BY-GAME

2015 Pittsburgh Steelers

Date	Opp	W/L	P/S	Tot Solo	Asst	Sk	- Yds	QBP	TFL	Int - Yds	-TD	PD	FF	FR - Yds	SpT
Sept 10	@ NE	L	p	2	2	0	1.0	0.0	1	0	0	0	0	0	0
Sept 20	SF	W	p	4	3	1	1.0	3.0	1	1	0	0	0	0	0
Sept 27	@ StL	W	p	2	0	2	0.0	0.0	0	0	0	0	0	0	0
Oct 1	Bal	L	p	3	2	1	0.0	0.0	0	0	0	0	0	0	0
Oct 12	@ SD	W	p	2	2	0	1.0	4.0	1	1	0	0	0	0	0
Oct 18	Ari	W	p	1	0	1	0.0	0.0	0	0	0	0	0	0	0
Oct 25	@ KC	L	p	1	1	0	0.0	0.0	0	1	0	0	1	0	0
Nov 1	Cin	L	p	1	1	0	1.0	0.0	1	0	0	0	0	0	0
Nov 8	Oak	W	p	0	0	0	0.0	0.0	0	0	0	0	0	0	0
Nov 15	Cle	W	p	3	2	1	0.0	0.0	1	0	0	0	0	0	0
Nov 29	@ Sea	L	S	1	1	0	0.0	0.0	0	1	0	0	0	0	0
Dec 6	Ind	W	S	1	1	0	0.0	0.0	0	0	0	0	0	0	0
Dec 13	@ Cin	W	S	1	0	1	0.0	0.0	1	0	0	0	0	0	0
Dec 20	Den	W	p	1	0	1	0.0	0.0	0	0	0	0	0	0	0
Dec 27	@ Bal	L	S	1	0	1	0.0	0.0	0	0	0	0	0	0	0
Jan 3	@ Cle	W	S	2	2	0	0.0	0.0	0	0	0	0	0	0	0
Totals	10-6	16/5	26	17	9	4.0	7.0	6	4	0	0	1	0	0	0

Playoffs

Jan 9	@ Cin	W	S	3	2	1	0.0	0.0	0	1	0	0	0	0	0
Jan 17	@ Den	L	S	3	2	1	0.0	0.0	0	1	0	0	0	0	0
Totals	1-1	2/2	6	4	2	0.0	0.0	0	2	0	0	0	0	0	0

2016 Pittsburgh Steelers

Date	Opp	W/L	P/S	Tot Solo	Asst	Sk	- Yds	QBP	TFL	Int - Yds	-TD	PD	FF	FR - Yds	SpT
Activated from injured reserve/designated for return on Nov. 19															
Nov 20	@ Cle	W	p	0	0	0	0.0	0.0	0	0	0	0	0	0	0
Nov 24	@ Ind	W	p	2	2	0	0.0	0.0	1	0	0	0	0	0	0
Dec 4	NYG	W	p	2	2	0	0.0	0.0	0	0	0	0	0	0	0
Dec 11	@ Buf	W	S	6	5	1	2.5	11.0	3	3	0	0	0	0	0
Dec 18	@ Cin	W	S	3	2	1	0.0	0.0	0	1	0	0	0	0	0
Dec 25	Bal	W	S	4	3	1	1.0	6.0	1	1	0	0	1	0	0
Jan 1	Cle	W	S	7	5	2	1.0	7.0	1	0	0	0	1	0	0
Totals	7-0	7/4	24	19	5	4.5	24.0	6	5	0	0	1	1	0	0

Playoffs

Jan 8	Mia	W	S	6	3	3	0.5	3.0	2	0	0	0	0	0	0
Jan 15	@ KC	W	S	4	4	0	0.0	0.0	1	0	0	0	1	0	0
Jan 22	@ NE	L	S	5	3	2	0.0	0.0	0	1	0	0	0	0	0
Totals	2-1	3/3	15	10	5	0.5	3.0	3	1	0	0	1	0	0	0

2017 Pittsburgh Steelers

Date	Opp	W/L	P/S	Tot Solo	Asst	Sk	- Yds	QBP	TFL	Int - Yds	-TD	PD	FF	FR - Yds	SpT
Sept 10	@ Cle	W	IA												
Sept 17	Min	W	S	2	1	1	1.0	11.0	1	1	0	0	1	0	0
Sept 24	@ Chi	L	S	4	4	0	0.0	0.0	1	2	0	0	0	0	0
Oct 1	@ Bal	W	S	4	4	0	1.0	9.0	1	2	0	0	0	0	0
Oct 8	Jax	L	S	1	0	1	0.0	0.0	0	0	0	0	0	0	0
Oct 15	@ KC	W	S	1	1	0	0.0	0.0	0	0	0	0	0	0	0
Oct 22	Cin	W	S	3	1	2	1.0	13.0	1	1	0	0	0	0	0
Oct 29	@ Det	W	S	4	3	1	0.0	0.0	0	0	0	0	0	0	0
Nov 12	@ Ind	W	S	4	4	0	1.0	13.0	1	3	0	0	0	0	0
Nov 16	Ten	W	S	2	1	1	0.0	0.0	0	0	0	0	0	0	0
Nov 26	GB	W	S	4	3	1	0.0	0.0	0	0	0	0	0	0	0
Dec 4	@ Cin	W	S	2	1	1	1.0	3.0	1	1	0	0	0	0	0
Dec 10	Bal	W	S	1	1	0	0.0	0.0	0	0	0	0	0	0	0
Dec 17	NE	L	S	2	2	0	1.0	7.0	1	2	0	0	0	0	0
Dec 25	@ Hou	W	S	6	5	1	0.0	0.0	0	0	0	0	0	1	0
Dec 31	Cle	W	S	0	0	0	0.0	0.0	0	0	0	0	0	0	0
Totals	13-3	15/15	40	31	9	6.0	56.0	7	12	0	0	1	0	1	0

Playoffs

Jan 14	Jax	L	S	4	3	1	0.0	0.0	0	0	0	0	0	0	0
Totals	0-1	1/1	4	3	1	0.0	0.0	0	0	0	0	0	0	0	0

2018 Pittsburgh Steelers

Date	Opp	W/L	P/S	Tot Solo	Asst	Sk	- Yds	QBP	TFL	Int - Yds	-TD	PD	FF	FR - Yds	SpT
Sept 9	@ Cle	T	S	5	4	1	1.0	8.0	2	1	0	0	2	1	0
Sept 16	KC	L	S	2	2	0	0.0	0.0	0	0	0	0	0	0	0
Sept 24	@ TB	W	S	3	2	1	1.0	4.0	3	1	1	10	1	1	0
Sept 30	Bal	L	S	1	1	0	1.0	6.0	1	1	0	0	0	0	0
Oct 7	Atl	W	S	6	3	3	0.0	0.0	0	1	0	0	0	0	0
Oct 14	@ Cin	W	S	2	2	0	0.0	0.0	0	0	0	0	0	0	0
Oct 28	Cle	W	S	4	1	3	0.0	0.0	2	0	0	0	0	0	0
Nov 4	@ Bal	W	S	1	0	1	0.5	3.5	1	0	0	0	0	0	0
Nov 8	Car	W	S	2	2	0	1.0	11.0	1	2	0	0	0	0	0
Nov 18	@ Jax	W	S	3	3	0	0.0	0.0	0	1	0	0	0	0	0
Nov 25	@ Den	L	S	0	0	0	0.0	0.0	0	0	0	0	0	0	0
Dec 2	LAC	L	S	4	3	1	0.0	0.0	1	1	0	0	0	0	0
Dec 9	@ Oak	L	S	4	2	2	1.0	7.0	0	0	0	0	0	0	0
Dec 16	NE	W	S	0	0	0	0.0	0.0	0	0	0	0	0	0	0
Dec 23	@ NO	L	p	2	2	0	0.0	0.0	1	0	0	0	0	0	0
Dec 30	Cin	W	S	3	3	0	0.0	0.0	1	0	0	0	0	0	0
Totals	9-6	16/15	42	30	12	5.5	39.5	13	8	1	10	1	3	1	0

2019 Pittsburgh Steelers

Date	Opp	W/L	P/S	Tot Solo	Asst	Sk	- Yds	QBP	TFL	Int - Yds	-TD	PD	FF	FR - Yds	SpT
Sept 8	@ NE	L	S	4	4	0	1.0	7.0	1	2	0	0	0	0	0
Sept 15	Sea	L	S	4	2	2	0.0	0.0	2	0	0	0	0	0	0
Sept 22	@ SF	L	S	3	3	0	0.0	0.0	1	1	0	0	1	0	0
Sept 30	Cin	W	S	6	5	1	1.0	11.0	1	0	0	0	0	1	0
Oct 6	Bal	L	S	5	4	1	1.0	4.0	1	1	0	0	1	0	0
Oct 13	@ LAC	W	S	2	1	1	0.0	0.0	0	1	0	0	0	0	0
Oct 28	Mia	W	S	5	3	2	1.0	0.0	1	1	0	0	0	0	0
Nov 3	Ind	W	S	3	3	0	2.0	15.0	3	2	0	0	0	1	1
Nov 10	LAR	W	S	4	3	1	0.0	0.0	0	0	0	0	0	0	0
Nov 14	@ Cle	L	S	6	4	2	0.0	0.0	0	2	0	0	0	0	0
Nov 24	@ Cin	W	S	2	2	0	1.0	8.0	1	0	0	0	0	1	1
Dec 1	Cle	W	S	6	4	2	1.5	7.0	2	0	0	0	1	1	0
Dec 8	@ Ari	W	S	5	4	1	1.0	4.0	1	3	0	0	0	0	0
Dec 15	Buf	L	S	3	1	2	0.0	0.0	0	0	0	0	0	0	0
Dec 22	@ NYJ	L	S	6	2	4	1.0	1.0	1	2	0	0	0	0	0
Dec 29	@ Bal	L	S	4	4	0	1.0	0.0	2	1	0	0	0	0	0
Totals	8-8	16/16	68	49	19	11.5	57.0	17	16	0	0	0	3	4	2

2020 Pittsburgh Steelers

Date	Opp	W/L	P/S	Tot Solo	Asst	Sk	- Yds	QBP	TFL	Int - Yds	-TD	PD	FF	FR - Yds	SpT
Sept 14	@ NYG	W	S	4	3	1	0.0	0.0	1	2	0	0	0	1	0
Sept 20	Den	W	S	2	1	1	1.0	8.0	3	0	0	0	0	1	0
Sept 27	Hou	W	S	3	1	2	1.5	3.0	2	0	0	0	0	0	0
Oct 11	Phi	W	S	2	0	2	0.5	5.0	2	0	0	0	0	0	0
Oct 18	Cle	W	S	4	4	0	2.0	13.0	2	2	0	0	0	0	0
Oct 25	@ Ten	W	S	0	0	0	0.0	0.0	0	0	0	0	0	0	0
Nov 1	@ Bal	W	S	4	4	0	1.0	1.0	0	0	0	0	0	1	0
Nov 8	@ Dal	W	S	1	1	0	0.0	0.0	1	0	0	0	0	0	0
Nov 15	Cin	W	S	3	2	1	1.0	7.0	2	1	0	0	0	0	0
Nov 22	@ Jax	W	S	3	2	1	1.0	9.0	2	1	0	0	1		

BUD DUPREE'S NFL STATISTICS

REGULAR SEASON		TACKLES									INTERCEPTIONS					FUMBLES			
Year	Team	GP	GS	Tot	Solo	Asst	Sk	Yds	QBP	TFL	No	Yds	Lg	TD	PD	FF	FR	Yds	SpT
2015	Pittsburgh	16	5	26	17	9	4.0	7.0	6	4	0	0	0	0	1	0	0	0	0
2016	Pittsburgh	7	4	24	19	5	4.5	24.0	6	5	0	0	0	0	1	1	0	0	0
2017	Pittsburgh	15	15	40	31	9	6.0	56.0	7	12	0	0	0	0	1	0	1	0	0
2018	Pittsburgh	16	15	42	30	12	5.5	39.5	13	8	1	10	10t	1	3	1	0	0	0
2019	Pittsburgh	16	16	68	49	19	11.5	57.0	17	16	0	0	0	0	3	4	2	0	0
2020	Pittsburgh	11	11	31	23	8	8.0	46.0	15	8	0	0	0	0	2	2	0	0	0
2021	Tennessee	4	2	5	5	0	1.0	5.0	8	0	0	0	0	0	1	1	0	0	0
NFL Totals		85	68	236	174	62	40.5	234.5	72	53	1	10	10t	1	12	9	3	0	0

PLAYOFFS		TACKLES									INTERCEPTIONS					FUMBLES			
Year	Team	GP	GS	Tot	Solo	Asst	Sk	Yds	QBP	TFL	No	Yds	Lg	TD	PD	FF	FR	Yds	SpT
2015	Pittsburgh	2	2	6	4	2	0.0	0.0	0	2	0	0	0	0	0	0	0	0	0
2016	Pittsburgh	3	3	15	10	5	0.5	3.0	3	1	0	0	0	0	1	0	0	0	0
2017	Pittsburgh	1	1	4	3	1	0.0	0.0	0	0	0	0	0	0	0	0	0	0	0
NFL Totals		6	6	25	17	8	0.5	3.0	3	3	0	0	0	0	1	0	0	0	0

Single-Game Highs

Tackles - 7 vs. Cleveland (1/1/17)
 Sacks - 2.5 at Buffalo (12/11/16)
 Interceptions - 1 at Tampa Bay (9/24/18)
 Forced Fumbles - **1 (Nine times, last vs. Kansas City 10/24/21)**
 Fumble Recovery - 1 (Three times, last at Cincinnati 11/24/19)
 Passes Defensed - 2 at Cleveland (9/9/18)

Playoff Single-Game Highs

Tackles - 6 vs. Miami (1/8/17)
 Sacks - 0.5 vs. Miami (1/8/17)
 Passes Defensed - 1 at Kansas City (1/15/17)

Additional Statistics

Touchdown - 1 (10-yard interception return at Tampa Bay, 9/24/18)



49 NICK DZUBNAR

LINEBACKER • 6'1" • 240 LBS • COLLEGE: CAL POLY - SAN LUIS OBISPO
ACQUIRED: UNRESTRICTED FREE AGENT (LAC) - 2020
NFL EXPERIENCE (NFL/TITANS): 7/1 • HOMETOWN: MISSION VIEJO, CALIF.
GAMES PLAYED/GAMES STARTED: 88/0 (PLAYOFFS: 3/1)

PRO: Nick Dzubnar is a savvy linebacker that has excelled on special teams coverage units during his NFL career. The 6-foot-1-inch, 240-pounder joined the Titans as a free agent in 2020 after spending time his first five seasons with the Chargers organization. Dzubnar, a former rookie free agent, will look to make his biggest impact as a core member of the Titans' special teams units having collected 61 special teams stops in 65 career games, as well as provide veteran depth in the linebacking corps.

CAREER HIGHLIGHTS:

- In 2019, Dzubnar appeared in all 16 games for the third time in his career, posting 12 special teams tackles.
- In 2018, Dzubnar collected 15 special teams tackles on coverage units and tied for the team lead with three special teams tackles in the 2018 postseason.
- In 2017, Dzubnar led the Chargers with a career-best 21 special teams tackles.

TITANS TIDBITS:

- Dzubnar feels he was better at hockey than football in high school. He participated as a Junior Anaheim Duck in his youth.
- Dzubnar's last name is pronounced duh-ZOOB-nar.

CAREER TRANSACTIONS:

- The Mission Viejo, Calif., native was originally signed by the San Diego Chargers as undrafted free agent on May 12, 2015.
- Waived by the Los Angeles Chargers on Sept. 4, 2017 and signed to the team's practice squad two days later.
- Signed by the Chargers to their active roster from the practice squad on Sept. 23, 2017.
- Signed by the Titans as an unrestricted free agent on March 26, 2020.

SEASON RECAPS:

2021 (7/0 - Tennessee): Ranks second on the team with four special teams tackles. Has tied for the team lead in special teams tackles three times in 2021 (vs. IND, at NYJ, vs. BUF).

- Against Arizona (9/12), saw action as a reserve at linebacker and on special teams. Collected a tackle on defense.
- At Seattle (9/19), posted a tackle on special teams coverage units.
- Against Indianapolis (9/26), tied for the team lead with a special teams tackle on coverage units.
- At N.Y. Jets (10/3), notched a tackle on special teams coverage units.
- At Jacksonville (10/10), saw action as a reserve on special teams.
- Against Buffalo (10/18), registered a special teams tackle on coverage units.
- Against Kansas City (10/24), saw action as a reserve on special teams and late in the game at linebacker. Collected a tackle on defense.

2020 (16/0, 1/1 - Tennessee): Played in all 16 games in his first season with the Titans and led the team with 13 special teams tackles. Posted a tackle on defense. Started the postseason contest at outside linebacker and notched a tackle. Led or tied for the team lead in special teams tackles five times in 2020 (vs. BUF, vs. HOU, vs. CLE, at GB, at HOU).

- At Denver (9/14), made his Titans debut as a reserve at linebacker and on special teams coverage units. Collected a tackle on defense. Stuffed Melvin Gordon III for no gain on a third-and-goal rush from the one-yard line in the second quarter.
- Against Buffalo (10/13), led the team with three special teams tackles on coverage units.
- Against Cleveland (12/6), tied for the team lead with a special teams stop

on coverage units.

- At Green Bay (12/27), led the team with two special teams tackles on coverage units.
- At Houston (1/3), notched a special teams tackle on coverage units in the Titans' division-clinching victory.
- Against Baltimore (1/10), made his first career start at outside linebacker and posted a tackle.

2019 (16/0 - L.A. Chargers): Saw action as a reserve in all 16 games and tallied 12 tackles on special teams.

- Against Indianapolis (9/8), appeared on special teams in his 50th career game.
- At Oakland (11/7), notched two tackles on special teams.
- At Jacksonville (12/8), recorded three tackles on special teams coverage units.
- Against Oakland (12/22), posted a pair of stops on special teams, reaching 60 career special teams tackles.

2018 (16/0 - L.A. Chargers): Appeared as a reserve in all 16 games and recorded 15 special teams tackles. Saw action in both postseason games and registered three special teams tackles.

- Against San Francisco (9/30), posted his third special teams tackle of the season. Provided a block on Desmond King II's 56-yard punt return at the end of the first half.
- At Pittsburgh (12/2), registered two special teams tackles, giving him 10 on the season. Threw a key block on Desmond King II's 73-yard punt return for a touchdown.
- Against Cincinnati (12/9), posted three tackles on special teams.
- At Denver (12/30), posted two special teams tackles.
- At Baltimore (1/6), made his NFL postseason debut in the wild card matchup and finished with a tackle on special teams.
- At New England (1/13), registered a pair of special teams tackles in the divisional playoff contest.

2017 (13/0 - L.A. Chargers): Appeared in 13 games as a reserve and tallied a team-high 21 special teams tackles with 13 on kickoff coverage and eight on punt coverage. Was inactive for one contest. Spent the first two weeks of the season on the Chargers' practice squad. Named Pro Football Journal second team All-AFC as a special teamer.

- At N.Y. Giants (10/8), recorded two special teams tackles on kickoff coverage and one on punt coverage.
- Against Denver (10/22), registered two special teams tackles on punt coverage, including one that forced Denver to start the ensuing drive inside the 20-yard line.
- Against Buffalo (11/19), collected a season-high five special teams tackles on kickoff coverage with one pinning the Bills inside their 20.
- Against Washington (12/10), appeared in the 30th game of his career, totaling three special teams tackles on kickoff coverage, including one that pinned Washington inside their 20. Added another special teams tackle on punt coverage.

2016 (4/0 - San Diego): Appeared in four games, finishing with six tackles. Was inactive for one contest. Suffered a season-ending injury and was placed on injured reserve on Oct. 10.

- At Indianapolis (9/25), posted a career-high four tackles.

2015 (16/0 - San Diego): Appeared in all 16 games as a reserve, finishing with two assisted tackles. Led the team with 13 special teams tackles.

- At Green Bay (10/18), tied for a team high with two tackles on special

teams.

- Against Oakland (10/25), saw the first action of his career on defense and assisted on two tackles.

COLLEGE:

- Played four seasons (2011-14) at Cal Poly — San Luis Obispo, ending his Mustang career as the second-leading tackler in school history with 414 stops.
- Added 24 tackles for loss, four sacks, seven forced fumbles, five interceptions and 15 passes defended.
- As a senior (2014), after setting a single-season school record with 167 tackles, earned All-America, first-team All-Big Sky and team MVP honors.
- Finished sixth in voting for the Buck Buchanan Award, which recognizes the top defensive player in Football Championship Subdivision.
- Recognized as third-team All-Big Sky as a junior and was named honorable mention All-Big Sky as a sophomore.
- Redshirted during the 2010 campaign.
- Earned a degree in construction management from Cal Poly — San Luis Obispo.

PERSONAL:

- Earned All-Orange County and All-CIF Southern Section Pac-5 honors at Mission Viejo (Calif.) High School.
- Recognized as a team captain, first-team All-League and as the league's Defensive MVP.
- Wrestled at 215 pounds and helped the school to its first league title since 1972.
- Was Senior class president and a four-year ASB member.
- Grew up surfing, wrestling and playing hockey.
- His brother-in-law is former Chargers offensive tackle Cory Lekkerkerker.
- Follow Dzubnar on Twitter and Instagram at @NickDzubnar.
- Born Nicholas David Dzubnar on Aug. 15, 1991 in Anaheim, Calif.

NICK DZUBNAR'S TITANS GAME-BY-GAME

2020 Tennessee Titans

Date	Opp	W/L	P/S	Tot	Solo	Asst	Sk	- Yds	QBP	TFL	Int	- Yds	-TD	PD	FF	FR	- Yds	SpT	
Sept 14	@ Den	W	p	1	1	0	0.0	0.0	0	0	0	0	0	0	0	0	0	0	0
Sept 20	Jax	W	p	0	0	0	0.0	0.0	0	0	0	0	0	0	0	0	0	0	0
Sept 27	@ Min	W	p	0	0	0	0.0	0.0	0	0	0	0	0	0	0	0	0	0	0
Oct 13	Buf	W	p	0	0	0	0.0	0.0	0	0	0	0	0	0	0	0	0	0	3
Oct 18	Hou	W	p	0	0	0	0.0	0.0	0	0	0	0	0	0	0	0	0	0	1
Oct 25	Pit	L	p	0	0	0	0.0	0.0	0	0	0	0	0	0	0	0	0	0	1
Nov 1	@ Cin	L	p	0	0	0	0.0	0.0	0	0	0	0	0	0	0	0	0	0	1
Nov 8	Chi	W	p	0	0	0	0.0	0.0	0	0	0	0	0	0	0	0	0	0	1
Nov 12	Ind	L	p	0	0	0	0.0	0.0	0	0	0	0	0	0	0	0	0	0	0
Nov 22	@ Bal	W	p	0	0	0	0.0	0.0	0	0	0	0	0	0	0	0	0	0	1
Nov 29	@ Ind	W	p	0	0	0	0.0	0.0	0	0	0	0	0	0	0	0	0	0	0
Dec 6	Cle	L	p	0	0	0	0.0	0.0	0	0	0	0	0	0	0	0	0	0	1
Dec 13	@ Jax	W	p	0	0	0	0.0	0.0	0	0	0	0	0	0	0	0	0	0	0
Dec 20	Det	W	p	0	0	0	0.0	0.0	0	0	0	0	0	0	0	0	0	0	1
Dec 27	@ GB	L	p	0	0	0	0.0	0.0	0	0	0	0	0	0	0	0	0	0	2
Jan 3	@ Hou	W	p	0	0	0	0.0	0.0	0	0	0	0	0	0	0	0	0	0	1
Totals				11-5	16/0	1	1	0	0.0	0.0	0	0	0	0	0	0	0	0	13
Playoffs																			
Jan 10	Bal	L	S	1	1	0	0.0	0.0	0	0	0	0	0	0	0	0	0	0	0
Totals				0-1	1/1	1	1	0	0.0	0.0	0	0	0	0	0	0	0	0	0

2021 Tennessee Titans

Date	Opp	W/L	P/S	Tot	Solo	Asst	Sk	- Yds	QBP	TFL	Int	- Yds	-TD	PD	FF	FR	- Yds	SpT	
Sept 12	Ari	L	p	1	0	1	0.0	0.0	0	0	0	0	0	0	0	0	0	0	0
Sept 19	@ Sea	W	p	0	0	0	0.0	0.0	0	0	0	0	0	0	0	0	0	0	1
Sept 26	Ind	W	p	0	0	0	0.0	0.0	0	0	0	0	0	0	0	0	0	0	1
Oct 3	@ NYJ	L	p	0	0	0	0.0	0.0	0	0	0	0	0	0	0	0	0	0	1
Oct 10	@ Jax	W	p	0	0	0	0.0	0.0	0	0	0	0	0	0	0	0	0	0	0
Oct 18	Buf	W	p	0	0	0	0.0	0.0	0	0	0	0	0	0	0	0	0	0	1
Oct 24	KC	W	p	1	1	0	0.0	0.0	0	0	0	0	0	0	0	0	0	0	0
Oct 31	@ Ind																		
Nov 7	@ LAR																		
Nov 14	NO																		
Nov 21	Hou																		
Nov 28	@ NE																		
Dec 12	Jax																		
Dec 19	@ Pit																		
Dec 23	SF																		
Jan 2	Mia																		
Jan 9	@ Hou																		
Totals				5-2	7/0	2	1	1	0.0	0.0	0	0	0	0	0	0	0	0	4

NICK DZUBNAR'S NFL STATISTICS

REGULAR SEASON

Year	Team	GP	GS	TACKLES				QBP	TFL	INTERCEPTIONS					FUMBLES					
				Tot	Solo	Asst	Sk			Yds	No	Yds	Lg	TD	PD	FF	FR	Yds	SpT	
2015	San Diego	16	0	2	0	2	0.0	0.0	0	0	0	0	0	0	0	0	0	0	0	13
2016	San Diego	4	0	6	3	3	0.0	0.0	0	0	0	0	0	0	0	0	0	0	0	0
2017	L.A. Chargers	13	0	0	0	0	0.0	0.0	0	0	0	0	0	0	0	0	0	0	0	21
2018	L.A. Chargers	16	0	0	0	0	0.0	0.0	0	0	0	0	0	0	0	0	0	0	0	15
2019	L.A. Chargers	16	0	0	0	0	0.0	0.0	0	0	0	0	0	0	0	0	0	0	0	12
2020	Tennessee	16	0	1	1	0	0.0	0.0	0	0	0	0	0	0	0	0	0	0	0	13
2021	Tennessee	7	0	2	1	1	0.0	0.0	0	0	0	0	0	0	0	0	0	0	0	4
NFL Totals		88	0	11	5	6	0.0	0.0	0	0	0	0	0	0	0	0	0	0	0	78

PLAYOFFS

Year	Team	GP	GS	TACKLES				QBP	TFL	INTERCEPTIONS					FUMBLES						
				Tot	Solo	Asst	Sk			Yds	No	Yds	Lg	TD	PD	FF	FR	Yds	SpT		
2018	L.A. Chargers	2	0	0	0	0	0.0	0.0	0	0	0	0	-	0	0	0	0	0	0	0	3
2020	Tennessee	1	1	1	1	0	0.0	0.0	0	0	0	0	0	0	0	0	0	0	0	0	0
NFL Totals		3	1	1	1	0	0.0	0.0	0	0	0	0	0	0	0	0	0	0	0	0	3

Single-Game Highs

Tackles - 4 at Indianapolis (9/25/16)
 Special Teams Tackles - 5 vs. Buffalo (11/19/17)

Playoff Single-Game Highs

Tackles - 1 vs. Baltimore (1/10/21)
 Special Teams Tackles - 2 at New England (1/13/19)



32 DARRYNTON EVANS

RUNNING BACK • 5'10" • 203 LBS • COLLEGE: APPALACHIAN STATE
ACQUIRED: 3RD ROUND - 2020 • NFL EXPERIENCE (NFL/TITANS): 2/2
HOMETOWN: OAK HILL, FLA.
GAMES PLAYED/GAMES STARTED: 6/0 (PLAYOFFS: 1/0)

PRO: The Titans selected Darrynton Evans in the third round (93rd overall) of the 2020 NFL Draft. The 5-foot-10-inch, 203-pounder brings a complete skill set to the running back corps, excelling in rushing between the tackles, blocking, and the ability to catch the ball out of the backfield. The Appalachian State product has also shown big-play ability having posted 11 rushes of at least 50 yards in his final two seasons for the Mountaineers. As a junior in 2019, Evans scored 24 total touchdowns which ranked third nationally.

CAREER HIGHLIGHTS:

- As a rookie, Evans saw action in five games and carried the ball 14 times for 54 yards, and caught two passes for 27 yards with a touchdown. He also returned nine kickoffs for 206 yards.

TITANS TIDBITS:

- In 2019, Evans' mother, Evelyn, a retired probation officer for the Department of Corrections, was diagnosed with endometrial cancer. Luckily, doctors caught it early, but she couldn't come to his games for half of the season because of treatment and needing to be close to home. But once she was cleared to attend, she didn't miss another game. At the NFL Scouting Combine in February, Evans raised money and brought awareness to ECANA (Endometrial Cancer Action Network for African-Americans) by getting pledges for every inch of his vertical leap. He raised more than \$3,200 with a vertical of 37 inches.
- Evans grew up with and went to high school with San Francisco 49ers running back Raheem Mostert, Tampa Bay Buccaneers safety D'Cota Dixon and Washington linebacker Cole Holcomb. Mostert, who led the NFC champion 49ers in rushing in 2019, was among the first to reach out to Evans on social media during the draft, tweeting three simple words: "We built different!"
- Evans got a headstart on the Titans' playbook during his final season at Appalachian State. Every year, the Mountaineer coaches study one NFL offense and incorporate some of its principles into their own playbook. It just so happened that App State chose the Titans prior to the 2019 season.
- Evans earned a grade point average of 3.34 and was tabbed the Sun Belt's Top Scholar by Street & Smith magazine.
- Evans enjoys playing video games, particularly NBA2K, Call of Duty and Madden, solving Rubik's Cubes and producing music in his spare time.

CAREER TRANSACTIONS:

- The Oak Hill, Fla., native was selected by the Titans in the third round (93rd overall) of the 2020 NFL Draft.

SEASON RECAPS:

2021 (1/0): Placed on injured reserve on Sept. 2 and missed the first six games. Activated from injured reserve designated to return on Oct. 23.

- Against Kansas City (10/24), returned to the lineup as a reserve at running back and as the kickoff returner. Carried the ball twice for seven yards and caught two passes for 11 yards. Returned one kickoff for 17 yards.

2020 (5/0, 1/0): Played in five games as a rookie and rushed 14 times for 54 yards. Caught two passes for 27 yards with a touchdown. Returned nine kickoffs for 206 yards and added a special teams tackle. Was inactive for three games. Placed on injured reserve on Oct. 15 and missed eight games. Activated from injured reserve designated to return on Dec. 7. Played as a reserve in the postseason contest and rushed once for one yard, while returning two kickoffs for 46 yards. Tied for the team lead in

special teams tackles once in 2020 (at HOU). Made his NFL debut at Minnesota (9/27/20). Scored his first career touchdown on a three-yard reception against Detroit (12/20/20).

- At Minnesota (9/27), played as a reserve at running back in his first NFL contest and carried the ball three times for nine yards.
- Against Buffalo (10/13), saw action as a reserve at running back and rushed twice for 12 yards before leaving the contest in the second stanza with an injury.
- Against Detroit (12/20), returned to the lineup as a reserve at running back and carried the ball eight times for 30 yards. Caught two passes for 27 yards with his first career score. Set up a Titans' touchdown with a 24-yard catch down to the Lions' five-yard line in the fourth quarter. Gave the Titans a 46-25 lead with his first career touchdown on a three-yard scoring catch late in the final stanza.
- At Green Bay (12/27), played as a reserve at running back and as a kickoff returner. Rushed once for three yards and returned six kickoffs for 145 yards.
- At Houston (1/3), saw action as a reserve at kick returner and on special teams coverage units in the Titans' division-clinching victory. Returned one kickoff for 16 yards. Notched a special teams stop on punt coverage.
- Against Baltimore (1/10), played as a reserve on special teams and saw limited snaps at running back in his postseason debut. Carried the ball once for one yard. Returned two kickoffs for 46 yards.

COLLEGE:

- In three on-field seasons at Appalachian State (2016, 2018-19), Evans appeared in 39 games and made 22 starts. He was a two-time All-Sun Belt first-team selection, and was the Sun Belt's Offensive Player of the Year in 2019 after posting 1,480 rushing yards and scoring 24 total touchdowns. Evans was a two-time Sun Belt Championship Game MVP and MVP of the 2019 New Orleans Bowl. He finished his career with 2,884 rushing yards (ninth all-time at Appalachian State) despite being the primary running back for just 23 career games. Set school records for most career rushes without a fumble (482) and single-season rushes without a fumble (255 in 2019). Had 4,642 all-purpose yards, including 1,439 yards on kickoff returns and 319 yards as a receiver, plus 14 passing yards on a forward-flipped jet sweep. Scored 34 total touchdowns with 25 rushing, six receiving and a program-record three as a kick returner. Totaled 11 runs of at least 50 yards in his final two seasons.
- As a junior (2019), named Sun Belt Offensive Player of the Year after producing 2,064 all-purpose yards, including 1,480 rushing on 255 carries, 198 receiving yards on 21 catches and 386 yards on 16 kickoff returns. Scored 24 total touchdowns (18 rushing, five receiving, one on a kickoff return) to rank third nationally, tie the Sun Belt's single-season record and post the second-highest single-season total in Appalachian State history. Joined Stanford's Christian McCaffrey (2015) and East Carolina's Chris Johnson (2007) as the only FBS players this millennium with at least 1,400 rushing yards, five touchdown receptions and a kickoff return for a score in the same season. Made watch lists for Maxwell, Doak Walker Award and Paul Hornung awards.
- As a redshirt sophomore (2018), named first-team All-Sun Belt after registering a league-leading 1,187 rushing yards on 179 attempts, even though he didn't become the team's primary running back until Game 5, following a season-ending injury to starter Jalin Moore. His 6.6-yards per carry was the third-best season average in Appalachian State history for a player with at least 150 attempts. His nine touchdowns included seven rushing, one receiving and one via a kickoff return. Caught 12 passes for 87 yards. Returned 15 kickoffs for 490 yards with a score. As the primary back over the final nine games, rushed for 1,060 yards for an average of

117.8 yards per game. Led the Sun Belt at 91.3 rushing yards per game and second at 135.7 all-purpose yards per game. Rushed for more than 100 yards in seven of the last nine games.

- As a sophomore (2017), redshirted.
- As a freshman (2016), played in the final 12 games of the season, contributing as a kickoff returner and as a backup running back. Rushed for 217 yards on 48 carries and hauled in six passes for 34 yards. Returned 25 kickoffs for 563 yards with a touchdown. Finished with 814 all-purpose yards.
- Graduated with a degree in communication studies with a minor in sports science and coaching from Appalachian State.

PERSONAL:

- Attended New Smyrna Beach (Fla.) High School and was named honorable-mention 6A All-State and first-team All-Area as a team captain and two-time team MVP.
- Rushed for more than 1,600 yards and 25 touchdowns over his final two high school seasons despite missing six games due to injury.
- As a senior (2105), recorded 940 rushing yards and nine touchdowns in just seven games. Participated in Central Florida East-West All-Star game.
- As a junior (2014), had a breakout campaign, rushing for nearly 700 yards and 16 touchdowns before suffering a broken thumb that forced him to miss the final three games of the season.

- Was an honor roll student and member of the National Honor Society.
- Also participated in track (100, long jump, 200, 4x100), and played basketball.
- Son of Darry and Evelyn Evans and has two older sisters, Kristen and Dasmine, and an older brother, Darryl II.
- Follow Evans on Twitter and Instagram at @ItzLiveee
- Born Darrynton L.A. Evans on July 9, 1998 in Daytona Beach, Fla.

DARRYNTON EVANS' GAME-BY-GAME

2020 Tennessee Titans										RUSHING					RECEIVING				
Date	Opp	W/L	P/S	Att	Yds	Avg	Lg	TD	No	Yds	Avg	Lg	TD						
Sept 14	@ Den	W	IA																
Sept 20	Jax	W	IA																
Sept 27	@ Min	W	p	3	9	3.0	4	0	0	0	-	0	0						
Oct 13	Buf	W	p	2	12	6.0	9	0	0	0	-	0	0						
Oct 18	Hou	W	IR																
Oct 25	Pit	L	IR																
Nov 1	@ Cin	L	IR																
Nov 8	Chi	W	IR																
Nov 12	Ind	L	IR																
Nov 22	@ Bal	W	IR																
Nov 29	@ Ind	W	IR																
Dec 6	Cle	L	IR																
Dec 13	@ Jax	W	IA																
Dec 20	Det	W	p	8	30	3.8	9	0	2	27	13.5	24	1						
Dec 27	@ GB	L	p	1	3	3.0	3	0	0	0	-	0	0						
Jan 3	@ Hou	W	p	0	0	-	0	0	0	0	-	0	0						
Totals		11-5	5/0	14	54	3.9	9	0	2	27	13.5	24	1						
Playoffs																			
Jan 10	Bal	L	p	1	1	1.0	1	0	0	0	-	0	0						
Totals		0-1	1/0	1	1	1.0	1	0	0	0	-	0	0						

2021 Tennessee Titans										RUSHING					RECEIVING				
Date	Opp	W/L	P/S	Att	Yds	Avg	Lg	TD	No	Yds	Avg	Lg	TD						
Sept 12	Ari	L	IR																
Sept 19	@ Sea	W	IR																
Sept 26	Ind	W	IR																
Oct 3	@ NYJ	L	IR																
Oct 10	@ Jax	W	IR																
Oct 18	Buf	W	IR																
Oct 24	KC	W	p	2	7	3.5	5	0	2	11	5.5	6	0						
Oct 31	@ Ind																		
Nov 7	@ LAR																		
Nov 14	NO																		
Nov 21	Hou																		
Nov 28	@ NE																		
Dec 12	Jax																		
Dec 19	@ Pit																		
Dec 23	SF																		
Jan 2	Mia																		
Jan 9	@ Hou																		
Totals		5-2	1/0	2	7	3.5	5	0	2	11	5.5	6	0						

DARRYNTON EVANS' NFL STATISTICS

REGULAR SEASON

Year	Team	RUSHING							RECEIVING				
		GP	GS	No	Yds	Avg	Lg	TD	Att	Yds	Avg	Lg	TD
2020	Tennessee	5	0	14	54	3.9	9	0	2	27	13.5	24	1
2021	Tennessee	1	0	2	7	3.5	5	0	2	11	5.5	6	0
NFL Totals		6	0	16	61	3.8	9	0	4	38	9.5	24	1

REGULAR SEASON

Year	Team	PUNT RETURNS						KICKOFF RETURNS				
		No	FC	Yds	Avg	Lg	TD	No	Yds	Avg	Lg	TD
2020	Tennessee	0	0	0	-	0	0	9	206	22.9	31	0
2021	Tennessee	0	0	0	-	0	0	1	17	17.0	17	0
NFL Totals		0	0	0	-	0	0	10	223	22.3	31	0

PLAYOFFS

Year	Team	RUSHING							RECEIVING				
		GP	GS	No	Yds	Avg	Lg	TD	Att	Yds	Avg	Lg	TD
2020	Tennessee	1	0	1	1	1.0	1	0	0	0	-	0	0
NFL Totals		1	0	1	1	1.0	1	0	0	0	-	0	0

PLAYOFFS

Year	Team	PUNT RETURNS						KICKOFF RETURNS				
		No	FC	Yds	Avg	Lg	TD	No	Yds	Avg	Lg	TD
2020	Tennessee	0	0	0	-	0	0	2	46	23.0	25	0
NFL Totals		0	0	0	-	0	0	2	46	23.0	25	0

Single-Game Highs

Rushes - 8 vs. Detroit (12/20/20)
 Rushing Yards - 30 vs. Detroit (12/20/20)
 Long Rush - 9 (Twice, last 8 vs. Detroit 12/20/20)
 Receptions - **2 (Twice, last vs. Kansas City 10/24/21)**
 Receiving Yards - 27 vs. Detroit (12/20/20)
 Long Reception - 24 vs. Detroit (12/20/20)
 Touchdowns - 1 vs. Detroit (12/20/20)
 Kickoff Returns - 6 at Green Bay (12/27/20)
 Kickoff Return Yards - 145 at Green Bay (12/27/20)
 Long Kickoff Return - 31 at Green Bay (12/27/20)

Playoff Single-Game Highs

Rushes - 1 vs. Baltimore (1/10/21)
 Rushing Yards - 1 vs. Baltimore (1/10/21)
 Long Rush - 1 vs. Baltimore (1/10/21)
 Kickoff Returns - 2 vs. Baltimore (1/10/21)
 Kickoff Return Yards - 46 vs. Baltimore (1/10/21)
 Long Kickoff Return - 25 vs. Baltimore (1/10/21)

Additional Statistics

Special Teams Tackles - 1 (2020)



54 RASHAAN EVANS

LINEBACKER • 6'2" • 232 LBS • COLLEGE: ALABAMA
ACQUIRED: 1ST ROUND - 2018 • NFL EXPERIENCE (NFL/TITANS): 4/4
HOMETOWN: AUBURN, ALA.
GAMES PLAYED/GAMES STARTED: 54/46 (PLAYOFFS: 4/4)

PRO: The Titans traded up to select Rashaan Evans with the 22nd overall pick in the first round of the 2018 NFL Draft. The 6-foot-2 inch, 232-pound defender was identified as a playmaker that could quickly bolster the linebacking corps and develop into a leader on defense. He appeared in all but one game in his first three campaigns, including starts at inside linebacker in every game from 2019 to 2020. He led the Titans defense with 139 tackles and 11 tackles for loss in his second season.

CAREER HIGHLIGHTS:

- In 2020, Evans started every game for the second consecutive season and finished third on the defense with 96 tackles.
- In 2019, Evans started every game during the regular season and playoffs. He led the team with 139 tackles and 11 tackles for loss.
- As a rookie in 2018, Evans played in 15 games with seven starts at inside linebacker and totaled 63 tackles, six quarterback pressures, two tackles for loss and three passes defended.

TITANS TIDBITS:

- Upon being drafted by Tennessee, Evans was reunited with former Crimson Tide teammate Derrick Henry. Henry phoned Evans immediately after he was selected with the 22nd pick to congratulate him.
- He has two pregame rituals. Evans prays before each game and pulls grass from the field early in pregame to get a feel for the turf.
- His nickname is 'Razor, because I cut up.'
- At Alabama, Evans shared the field with his brother, Alex, a member of the Crimson Tide spirit squad.
- Two of his football role models are DeMarcus Ware and Lawrence Taylor. He met Ware, who also is from Auburn, Ala., at the 2018 NFL Draft. He later had a chance to meet Taylor during a trip to Miami and calls each experience an "amazing moment."
- Growing up in rural Alabama, Evans would chase wild horses to work on improving his speed and athleticism.
- Evans' father, Alan, was a star running back at Auburn. Evans' mother, Chenavis, received four degrees from Auburn, including her doctorate. Evans' older sister was a cheerleader at Auburn, and despite the family ties including his cousins attending Auburn, Evans stuck with his gut and instead chose Alabama.

CAREER TRANSACTIONS:

- The Auburn, Ala., native was selected by the Titans in the first round (22nd overall) of the 2018 NFL Draft.

SEASON RECAPS:

2021 (7/7): Tied for second on the team with 37 tackles. Has tied for the team lead in tackles once in 2021 (vs. IND).

- Against Arizona (9/12), started at linebacker and collected six tackles.
- At Seattle (9/19), started at linebacker and posted four tackles. Teamed with Elijah Molden to stuff Chris Carson for no gain on a rush off right end in the first quarter.
- Against Indianapolis (9/26), started at linebacker in his 50th career game and tied for the team lead with eight tackles, including a stop for loss. Combined with Rashad Weaver to stonewall Jonathan Taylor for a one-yard loss on a rush off left guard late in the first quarter.
- At N.Y. Jets (10/3), started at linebacker and notched six tackles with a quarterback pressure.
- At Jacksonville (10/10), started at linebacker and compiled a tackle.
- Against Buffalo (10/18), started at linebacker and registered eight tackles with a quarterback pressure. Combined with David Long Jr. to stuff Josh

Allen for no gain on a goalline sneak late in the third quarter.

- Against Kansas City (10/24), started at linebacker and collected four tackles, an interception and a fumble recovery. Became the 10th player in the team's "Titans era" (1999 to present) to register an interception and a fumble recovery in the same game. Intercepted a Patrick Mahomes pass that was deflected by David Long Jr. in the second quarter. Recovered a Mycole Hardman fumble that was forced by Matthias Farley with less than 30 second remaining in the contest.

2020 (16/16, 1/1): Started all 16 games at linebacker and finished third on the team with 96 tackles. Registered a half sack, a stop for loss, six quarterback pressures, five passes defended and a fumble recovery. Started the postseason contest and notched nine tackles, including a stop for loss. Led the team in tackles twice in 2020 (vs. BUF, at BAL). Led or tied for the team lead in quarterback pressures three times in 2020 (at BAL, vs. CLE, at GB). Tied for the team lead in passes defended twice in 2020 (at JAX, at HOU).

- At Minnesota (9/27), registered seven tackles and a fumble recovery. Recovered a Dalvin Cook fumble that was forced by Johnathan Joseph and returned it 25 yards to the Vikings' 20-yard line setting up a Titans' field goal in the opening quarter.
- Against Buffalo (10/13), led the team with eight tackles.
- Against Houston (10/18), produced seven tackles and a quarterback pressure. Combined with Jeffery Simmons to stuff David Johnson for no gain on a goalline rush in the second quarter. Shot through the line and stuffed David Johnson for no gain on a goalline rush in the fourth quarter.
- Against Chicago (11/8), tallied four tackles, including a half sack and a quarterback pressure. Teamed with DaQuan Jones to drop Nick Foles for a sack early in the fourth quarter.
- Against Indianapolis (11/12), collected six tackles. Finished off a goalline stand by stuffing Jordan Wilkins for no gain on a fourth-down rush off right guard in the third quarter.
- At Baltimore (11/22), led the team with nine tackles. Combined with Harold Landry III to stuff Lamar Jackson for no gain on a rush early in the fourth quarter.
- Against Cleveland (12/6), tallied six tackles, including a stop for loss and a quarterback pressure. Teamed with Jeffery Simmons to stonewall Kareem Hunt for a one-yard loss on a rush up the middle in the opening stanza.
- At Jacksonville (12/13), notched eight tackles, two passes defended and a quarterback pressure. Ended a Jaguars' drive by breaking up a third-and-four pass intended for Laviska Shenault Jr. late in the first quarter. Batted down a deep pass intended for Keelan Cole Sr. in the second stanza.
- At Houston (1/3), notched four tackles and a pass defended in the Titans' division-clinching victory. Deflected a pass intended for David Johnson in the first quarter.
- Against Baltimore (1/10), started at linebacker and posted nine tackles, including a stop for loss and a quarterback pressure. Stonewalled J.K. Dobbins for a six-yard loss on a short pass in the second quarter.

2019 (16/16, 3/3): Started all 16 games at linebacker and led the team with a career-best 139 tackles and 11 stops for loss. Also posted 2.5 sacks, 11 quarterback pressures, a pass defended and a fumble recovery he returned for a touchdown. Started all three postseason contests and recorded 22 tackles, two quarterback pressures and three stops for loss. Led the team in tackles seven times (at ATL, vs. BUF, at DEN, vs. LAC, vs. TB, at CAR, at NE). Tied for the team lead in sacks twice (vs. KC, vs. JAX).

- At Atlanta (9/29), led the team with 10 tackles, a half sack, a stop for loss and two quarterback pressures. Combined with Isaiah Mack to drop Matt Ryan for a five-yard sack in the final quarter.

- Against Buffalo (10/6), led the team with 10 tackles, including a stop for loss. Stonewalled Frank Gore for a one-yard loss in the first quarter.
- At Denver (10/13), led the team with 11 tackles. Forced the Broncos to kick a field goal by stonewalling Phillip Lindsay for no gain on a third-and-one rush in the second quarter.
- Against L.A. Chargers (10/20), led the team with 11 tackles, including a stop for loss and a quarterback pressure. Combined with Logan Ryan to stuff Melvin Gordon for a two-yard loss on a rush off right guard in the opening quarter. Combined with Jeffery Simmons to stop Gordon for no gain on first-and-goal during the final goal-line stand.
- Against Tampa Bay (10/27), led the team with a career-best 14 tackles, including a stop for loss. Shot through the line and stuffed Dare Ogunbowale for a two-yard loss on a third-and-four rush up the middle in the second quarter.
- At Carolina (11/3), led the team with 12 tackles to go along with a quarterback pressure.
- Against Kansas City (11/10), registered seven tackles, a sack, two stops for loss, two quarterback pressures and a fumble recovery he returned for a touchdown. Stopped Darwin Thompson for a one-yard loss on a rush off left end in the second quarter. Scooped up a Damien Williams' fumble that was forced by David Long Jr. and raced 53 yards for a touchdown, his first career score, in the second stanza. Halted a Chiefs' drive by dropping Patrick Mahomes for a five-yard sack on third-and-two late in the fourth quarter.
- Against Jacksonville (11/24), notched three tackles, a sack, a stop for loss and a quarterback pressure. Dropped Nick Foles for a six-yard sack late in the fourth quarter.
- Against New Orleans (12/22), started at linebacker and produced 10 tackles, including two stops for loss. Stuffed Alvin Kamara for a one-yard loss on a rush up the middle in the first quarter. Stopped Deonte Harris for no gain on a short pass in the fourth quarter. Teamed with Matt Dickerson to stonewall Latavius Murray for a one-yard loss on a rush off left guard in the final quarter.
- At New England (1/4), started at linebacker in his first career postseason game and led the team with 12 tackles, including a team-high three tackles for loss. Stuffed Rex Burkhead for a one-yard loss on a rush off left guard in the first quarter. Combined with Jayon Brown to stonewall Sony Michel for no gain on a rush off right tackle in the opening quarter. Stopped Michel for a one-yard loss on a first-and-goal rush off left tackle during the Titans' goal-line stand in the second quarter. Shot through the line and stuffed Michel for a two-yard loss on a third-and-goal rush during the Titans' goal-line stand in the second quarter.
- At Baltimore (1/11), recorded nine tackles and two quarterback pressures. Stopped Mark Ingram II for no gain on a rush off right guard in the opening quarter.
- At Kansas City (1/19), started at linebacker but was in and out of the lineup because of injury. Registered a tackle on defense.

2018 (15/7): Played in 15 games with seven starts at linebacker as a rookie. Collected 63 tackles, six quarterback pressures, two tackles for loss and three passes defended. Was inactive for one contest. Led the team in tackles twice (vs. BAL, vs. NYJ). Tied for the team lead in passes defended once (vs. PHI). Saw action in his first career NFL game against Houston (9/16/18). Made his first career start at Jacksonville (9/23/18).

- Against Houston (9/16), made his NFL debut on special teams.
- At Jacksonville (9/23), made his first career start at linebacker and posted a tackle.
- Against Philadelphia (9/30), saw significant action as a reserve at linebacker and notched four tackles, a quarterback pressure and a pass defended.
- Against Baltimore (10/14), started at linebacker and led the team with nine tackles, including a stop for loss. Combined with Brian Orakpo to stuff Alex Collins for a one-yard loss on a rush off right end in the first quarter. Stopped Gus Edwards for no gain on a rush off right tackle late in the fourth quarter.
- Against New England (11/11), played as a reserve at linebacker and notched two tackles, two quarterback pressures and a pass defended. Combined with Austin Johnson to stop Sony Michel for no gain on a rush up the middle in the second quarter.
- At Houston (11/26), started at linebacker and recorded seven tackles and a quarterback pressure. Halted a Texans' drive by stuffing Alfred Blue for no gain on a third-and-one rush early in the fourth quarter.
- Against N.Y. Jets (12/2), played as a reserve at linebacker and led the team with eight tackles. Stuffed Isaiah Crowell for no gain on a rush off right

guard in the second quarter. Ended a Jets' drive by stonewalling Crowell for no gain on a run up the middle on third-and-two in the second stanza. Stopped Elijah McGuire for no gain on a rush off right tackle in the fourth quarter.

- Against Jacksonville (12/6), saw action as a reserve at linebacker and amassed five tackles and a quarterback pressure. Shot through the line and stonewalled Leonard Fournette for no gain on a fourth-and-goal rush from the one-yard line in the second quarter. Combined with Adoree' Jackson to stuff Carlos Hyde for a two-yard loss on a short pass in the second quarter.
- At N.Y. Giants (12/16), started at linebacker and posted five tackles, including a stop for loss and a quarterback pressure in the Titans' first shutout win since 2000. Stuffed Saquon Barkley for no gain on a rush up the middle late in the first quarter. Stonewalled Barkley for a four-yard loss on a rush off left end to begin the second half.
- Against Washington (12/22), played as a reserve at linebacker and totaled six tackles. Halted a drive by combining with Jayon Brown to stuff Adrian Peterson for no gain on a third-and-one rush off left guard in the first quarter.
- Against Indianapolis (12/30), saw action as a reserve at linebacker and registered three tackles and a pass defended. Broke up a third-and-10 pass intended for T.Y. Hilton late in the second quarter.

COLLEGE:

- In four seasons at Alabama (2014-17), Evans appeared in 53 games with 14 starts and totaled 152 tackles, 15.0 sacks, 23.5 tackles for loss, five passes defended, 19 quarterback hurries, two forced fumbles and two fumble recoveries. He started 14 games over his final two seasons and appeared in three CFP National Championship contests with two victories.
- As a senior (2017), played and started 12 games and tied for the team lead in tackles with 74. He led the Crimson Tide with 13 tackles for loss despite missing a pair of games due to injury. Also posted seven quarterback hurries, six sacks, three passes defended, one forced fumble and one fumble recovery. Named First Team All-American by the AFCA, Associated Press First Team All-SEC and Second Team All-SEC by conference coaches. Chosen as one of 15 semifinalists for the Butkus Award. Tabbed to the Nagurski Trophy Preseason Watch Lists and earned Second Team Preseason All-American recognition by Phil Steele.
- As a junior (2016), saw action in 14 games with two starts in his first season at inside linebacker, entering the starting lineup after an injury to Shaun Dion Hamilton. Totaled 53 tackles, four sacks, 4.5 tackles for loss, two passes defended, six quarterback hurries, one forced fumble and one fumble recovery.
- As a sophomore (2015), saw action in 14 games as outside linebacker and on special teams. Totaled 10 tackles, four sacks, four tackles for loss and three quarterback hurries.
- As a freshman (2014), appeared in 13 games as a true freshman and totaled 15 tackles, a sack, two tackles for loss and three quarterback hurries.
- Graduated from Alabama in December 2017 with a degree in psychology.

PERSONAL:

- Attended Auburn (Ala.) High School where he became a five-star prospect. Ranked as the No. 2 outside linebacker in the nation and No. 52 overall player by ESPN. Rated as ESPN's No. 4 player in Alabama and No. 30 player in the Southeast Region. Named First Team 6A All-State by the Alabama Sports Writers Association as a senior, and named ASWA 6A Lineman of the Year.
- As a senior, finished with 77 tackles, 17.5 sacks, five passes defended, three forced fumbles, one fumble recovery and one blocked punt.
- Son of Chenavis and Alan Evans.
- Evans is the second oldest of five children. He has one younger brother and three sisters.
- List of favorites: (TV show) "Martin"; (movies) "Transformers"; (musicians) Green Day, Boys II Men, James Brown, Michael Jackson, Prince, Jodeci; (song on his pregame playlist) "No Heart" by 21 Savage; (athlete as a child) LeBron James; (food) chicken fettuccine; and (guilty pleasure) cheesecake.
- Follow Evans on Twitter at @616evans4.
- Follow Evans on Instagram at @r.blade_.
- Born Alan Rashaan Evans on Nov. 8, 1995 in Auburn, Ala.

RASHAAN EVANS' GAME-BY-GAME

2018 Tennessee Titans

Date	Opp	W/L	P/S	Tot Solo	Asst	Sk	- Yds	QBP	TFL	Int - Yds	-TD	PD	FF	FR - Yds	SpT
Sept 9	@ Mia	L	IA	0	0	0	0.0	0.0	0	0	0	0	0	0	0
Sept 16	Hou	W	p	0	0	0	0.0	0.0	0	0	0	0	0	0	0
Sept 23	@ Jax	W	S	1	1	0	0.0	0.0	0	0	0	0	0	0	0
Sept 30	Phi	W	p	4	2	2	0.0	0.0	1	0	0	0	1	0	0
Oct 7	@ Buf	L	S	6	5	1	0.0	0.0	0	0	0	0	0	0	0
Oct 14	Bal	L	S	9	8	1	0.0	0.0	0	1	0	0	0	0	0
Oct 21	@ LAC	L	S	2	1	1	0.0	0.0	0	0	0	0	0	0	0
Nov 5	@ Dal	W	S	4	2	2	0.0	0.0	0	0	0	0	0	0	0
Nov 11	NE	W	p	2	2	0	0.0	0.0	2	0	0	0	1	0	0
Nov 18	@ Ind	L	p	1	1	0	0.0	0.0	0	0	0	0	0	0	0
Nov 26	@ Hou	L	S	7	4	3	0.0	0.0	1	0	0	0	0	0	0
Dec 2	NYJ	W	p	8	6	2	0.0	0.0	0	0	0	0	0	0	0
Dec 6	Jax	W	p	5	4	1	0.0	0.0	1	0	0	0	0	0	0
Dec 16	@ NYG	W	S	5	4	1	0.0	0.0	1	1	0	0	0	0	0
Dec 22	Was	W	p	6	2	4	0.0	0.0	0	0	0	0	0	0	0
Dec 30	Ind	L	p	3	0	3	0.0	0.0	0	0	0	0	1	0	0
Totals			9-7	15/7	63	42	21	0.0	0.0	6	2	0	0	3	0

2019 Tennessee Titans

Date	Opp	W/L	P/S	Tot Solo	Asst	Sk	- Yds	QBP	TFL	Int - Yds	-TD	PD	FF	FR - Yds	SpT
Sept 8	@ Cle	W	S	8	6	2	0.0	0.0	0	0	0	0	1	0	0
Sept 15	Ind	L	S	6	4	2	0.0	0.0	0	1	0	0	0	0	0
Sept 19	@ Jax	L	S	7	2	5	0.0	0.0	1	0	0	0	0	0	0
Sept 29	@ Atl	W	S	10	8	2	0.5	2.5	2	1	0	0	0	0	0
Oct 6	Buf	L	S	10	8	2	0.0	0.0	0	1	0	0	0	0	0
Oct 13	@ Den	L	S	11	7	4	0.0	0.0	0	0	0	0	0	0	0
Oct 20	LAC	W	S	11	8	3	0.0	0.0	1	1	0	0	0	0	0
Oct 27	TB	W	S	14	6	8	0.0	0.0	0	1	0	0	0	0	0
Nov 3	@ Car	L	S	12	9	3	0.0	0.0	1	0	0	0	0	0	0
Nov 10	KC	W	S	7	3	4	1.0	5.0	2	2	0	0	0	1	53t
Nov 24	Jax	W	S	3	1	2	1.0	6.0	1	1	0	0	0	0	0
Dec 1	@ Ind	W	S	4	2	2	0.0	0.0	1	0	0	0	0	0	0
Dec 8	@ Oak	W	S	7	5	2	0.0	0.0	0	0	0	0	0	0	0
Dec 15	Hou	L	S	12	5	7	0.0	0.0	2	0	0	0	0	0	0
Dec 22	NO	L	S	10	6	4	0.0	0.0	0	2	0	0	0	0	0
Dec 29	@ Hou	W	S	7	4	3	0.0	0.0	0	1	0	0	0	0	0
Totals			9-7	16/16	139	84	55	2.5	13.5	11	11	0	0	1	53t
Playoffs															
Jan 4	@ NE	W	S	12	8	4	0.0	0.0	0	3	0	0	0	0	0
Jan 11	@ Bal	W	S	9	8	1	0.0	0.0	2	0	0	0	0	0	0
Jan 19	@ KC	L	S	1	0	1	0.0	0.0	0	0	0	0	0	0	0
Totals			2-1	3/3	22	16	6	0.0	0.0	2	3	0	0	0	0

2020 Tennessee Titans

Date	Opp	W/L	P/S	Tot Solo	Asst	Sk	- Yds	QBP	TFL	Int - Yds	-TD	PD	FF	FR - Yds	SpT
Sept 14	@ Den	W	S	1	0	1	0.0	0.0	0	0	0	0	0	0	0
Sept 20	Jax	W	S	7	6	1	0.0	0.0	0	0	0	0	0	0	0
Sept 27	@ Min	W	S	7	4	3	0.0	0.0	0	0	0	0	0	0	1
Oct 13	Buf	W	S	8	6	2	0.0	0.0	0	0	0	0	0	0	0
Oct 18	Hou	W	S	7	5	2	0.0	0.0	1	0	0	0	0	0	0
Oct 25	Pit	L	S	5	2	3	0.0	0.0	0	0	0	0	0	1	0
Nov 1	@ Cin	L	S	7	3	4	0.0	0.0	0	0	0	0	0	0	0
Nov 8	Chi	W	S	4	1	3	0.5	0.5	1	0	0	0	0	0	0
Nov 12	Ind	L	S	6	4	2	0.0	0.0	0	0	0	0	0	0	0
Nov 22	@ Bal	W	S	9	5	4	0.0	0.0	1	0	0	0	0	0	0
Nov 29	@ Ind	W	S	4	3	1	0.0	0.0	0	0	0	0	0	1	0
Dec 6	Cle	L	S	6	3	3	0.0	0.0	1	1	0	0	0	0	0
Dec 13	@ Jax	W	S	8	6	2	0.0	0.0	1	0	0	0	2	0	0
Dec 20	Det	W	S	8	5	3	0.0	0.0	0	0	0	0	0	0	0
Dec 27	@ GB	L	S	5	3	2	0.0	0.0	1	0	0	0	0	0	0
Jan 3	@ Hou	W	S	4	3	1	0.0	0.0	0	0	0	0	1	0	0
Totals			11-5	16/16	96	59	37	0.5	0.5	6	1	0	0	5	1
Playoffs															
Jan 10	Bal	L	S	9	5	4	0.0	0.0	1	1	0	0	0	0	0
Totals			0-1	1/1	9	5	4	0.0	0.0	1	1	0	0	0	0

2021 Tennessee Titans

Date	Opp	W/L	P/S	Tot Solo	Asst	Sk	- Yds	QBP	TFL	Int - Yds	-TD	PD	FF	FR - Yds	SpT
Sept 12	Ari	L	S	6	6	0	0.0	0.0	0	0	0	0	0	0	0
Sept 19	@ Sea	W	S	4	1	3	0.0	0.0	0	0	0	0	0	0	0
Sept 26	Ind	W	S	8	4	4	0.0	0.0	0	1	0	0	0	0	0
Oct 3	@ NYJ	L	S	6	6	0	0.0	0.0	1	0	0	0	0	0	0
Oct 10	@ Jax	W	S	1	0	1	0.0	0.0	0	0	0	0	0	0	0
Oct 18	Buf	W	S	8	4	4	0.0	0.0	1	0	0	0	0	0	0
Oct 24	KC	W	S	4	3	1	0.0	0.0	0	0	1	0	0	1	0
Oct 31	@ Ind														
Nov 7	@ LAR														
Nov 14	NO														
Nov 21	Hou														
Nov 28	@ NE														
Dec 12	Jax														
Dec 19	@ Pit														
Dec 23	SF														
Jan 2	Mia														
Jan 9	@ Hou														
Totals			5-2	7/7	37	24	13	0.0	0.0	2	1	1	0	0	1

RASHAAN EVANS' NFL STATISTICS

REGULAR SEASON				TACKLES						INTERCEPTIONS					FUMBLES				
Year	Team	GP	GS	Tot	Solo	Asst	Sk	Yds	QBP	TFL	No	Yds	Lg	TD	PD	FF	FR	Yds	SpT
2018	Tennessee	15	7	63	42	21	0.0	0.0	6	2	0	0	0	0	3	0	0	0	0
2019	Tennessee	16	16	139	84	55	2.5	13.5	11	11	0	0	0	0	1	0	1	53t	0
2020	Tennessee	16	16	96	59	37	0.5	0.5	6	1	0	0	0	0	5	0	1	25	0
2021	Tennessee	7	7	37	24	13	0.0	0.0	2	1	1	0	0	0	1	0	1	0	0
NFL Totals		54	46	335	209	126	3.0	14.0	25	15	1	0	0	0	10	0	3	53t	0

PLAYOFFS				TACKLES						INTERCEPTIONS					FUMBLES				
Year	Team	GP	GS	Tot	Solo	Asst	Sk	Yds	QBP	TFL	No	Yds	Lg	TD	PD	FF	FR	Yds	SpT
2019	Tennessee	3	3	22	16	6	0.0	0.0	2	3	0	0	0	0	0	0	0	0	0
2020	Tennessee	1	1	9	5	4	0.0	0.0	1	1	0	0	0	0	0	0	0	0	0
NFL Totals		4	4	31	21	10	0.0	0.0	3	4	0	0	0	0	0	0	0	0	0

Single-Game Highs


Tackles - 14 vs. Tampa Bay (10/27/19)
 Sacks - 1 (Twice, last vs. Jacksonville 11/24/19)
 Tackles for Loss - 2 (Twice, last vs. New Orleans 12/22/19)
 Interceptions - **1 vs. Kansas City (10/24/21)**
 Quarterback Pressures - 2 (Four times, vs. Houston 12/15/19)
 Fumble Recovery - **1 (Three times, last vs. Kansas City 10/24/21)**
 Passes Defensed - 2 at Jacksonville (12/13/20)

Playoff Single-Game Highs

Tackles - 12 at New England (1/4/20)
 Tackles For Loss - 3 at New England (1/4/20)

Additional Statistics

Touchdowns - 1, 53-yard fumble return vs. Kansas City (11/10/19)



21 MATTHIAS FARLEY

SAFETY • 5'11" • 209 LBS • COLLEGE: NOTRE DAME
ACQUIRED: UNRESTRICTED FREE AGENT (NYJ) - 2021
NFL EXPERIENCE (NFL/TITANS): 6/1 • HOMETOWN: CHARLOTTE, N.C.
GAMES PLAYED/GAMES STARTED: 73/18 (PLAYOFFS: 0/0)

PRO: The Titans signed Matthias Farley as an unrestricted free agent during the 2021 offseason to add depth and experience in the secondary and on special teams units. The 5-foot-11-inch, 209-pound safety amassed 132 tackles, three interceptions, 14 passes defended, two forced fumbles and a fumble recovery, while adding 27 tackles on special teams in his first five NFL seasons (2016-20) with the Indianapolis Colts and N.Y. Jets.

CAREER HIGHLIGHTS:

- In 2020, Farley was named a team captain for the Jets and led the team with seven special teams tackles.
- In 2017, Farley started 15 games at safety for the Colts and posted a career-high 95 tackles to go along with two interceptions, seven passes defended, a forced fumble and a fumble recovery.

TITANS TIDBITS:

- Farley did not start playing football until his junior year of high school. He played soccer his first two years at Christian High School in Charlotte, N.C.
- Farley is a two-time recipient of the prestigious N.Y. Jets Marty Lyons Award (2019-2020) given by the community relations staff to the player who gives from the heart through charity and community involvement.

CAREER TRANSACTIONS:

- The Charlotte, N.C., native was originally signed by the Arizona Cardinals as a rookie free agent on May 2, 2016.
- Waived by the Cardinals on Sept. 3, 2016.
- Claimed off waivers by the Indianapolis Colts on Sept. 4, 2016.
- Waived by the Colts on Aug. 26, 2019.
- Signed by the N.Y. Jets as a free agent on Aug. 30, 2019.
- Released by the Jets on Sept. 5, 2020 and re-signed by the team two days later.
- Signed by the Titans as an unrestricted free agent on March 30, 2021.

SEASON RECAPS:

2021 (7/0 - Tennessee): Has tied for the team lead in special teams tackles twice in 2021 (vs. IND, at NYJ).

- Against Arizona (9/12), made his Titans debut as a reserve on special teams. Completed a six-yard pass to Amani Hooker on a fake punt late in the first quarter.
- At Seattle (9/19), saw action as a reserve on special teams.
- Against Indianapolis (9/26), tied for the team lead with a special teams tackle on coverage units.
- At N.Y. Jets (10/3), notched a special teams tackle on coverage units.
- At Jacksonville (10/10), played as a reserve on special teams.
- Against Buffalo (10/18), saw action as a reserve on special teams.
- Against Kansas City (10/24), played as a reserve at safety and collected three tackles, a forced fumble and a fumble recovery. Recovered a Patrick Mahomes fumble that was forced by Kevin Byard late in the second quarter. Forced a Mycole Hardman fumble that was recovered by Rashaan Evans with less than 30 second remaining in the contest.

2020 (16/2 - N.Y. Jets): Selected as a team captain by his teammates prior to the start of the season. Appeared in all 16 games with two starts at safety. Registered 16 tackles, three passes defended and a team-best seven special teams stops.

- At Seattle (12/13), started at safety and posted a season-high eight tackles.

2019 (13/0 - N.Y. Jets): Appeared in 13 games primarily on special teams

in his first season with the Jets. Collected a career-best eight special teams tackles.

- Against N.Y. Giants (11/10), posted two special teams tackles on coverage units.

2018 (5/1 - Indianapolis): Saw action in five games with a start at safety. Was placed on injured reserve on Oct. 12, 2018. Registered 17 tackles, an interception, four passes defended and a forced fumble. Notched two special teams tackles.

- At New England (10/4), recorded six tackles and picked off a Tom Brady pass intended for Chris Hogan in the third quarter. Deflected a Brady pass intended for Rob Gronkowski that was then intercepted by Najee Goode late in the third quarter.

2017 (16/15 - Indianapolis): Appeared in all 16 games for the second consecutive season with 15 starts at safety. Finished third on the squad with a career-best 95 tackles. Notched two interceptions, seven passes defended, a forced fumble and a fumble recovery. Added three special teams tackles.

- At L.A. Rams (9/10), made his first career start at safety and posted 10 tackles.
- At Seattle (10/1), collected 10 tackles and snared his first career interception off of Russell Wilson in the second quarter.
- Against Jacksonville (10/22), notched four tackles, a forced fumble and a fumble recovery.
- At Buffalo (12/10), posted nine tackles and an interception of Joe Webb late in the fourth quarter.

2016 (16/0 - Indianapolis): Appeared in all 16 games as a reserve during his rookie campaign. Played 80 percent of the Colts' special teams snaps, the 10th most in the league. Registered four tackles on defense and seven special teams stops.

- Against Detroit (9/11), made his NFL debut as a reserve on special teams.
- At N.Y. Jets (12/5), collected two special teams tackles on coverage units.

COLLEGE:

• Played in 52 games with 26 starts in four seasons at Notre Dame and recorded 192 tackles, 9.5 tackles for loss, 3.5 sacks, eight interceptions, 13 passes defended and a forced fumble. Collected 40 or more tackles in all four years with the Fighting Irish.

• As a senior (2015), appeared in all 13 games with three starts and collected 41 tackles, one forced fumble, an interception and two passes defended.

• As a junior (2014), saw action in 13 games with four starts and set career highs with 53 tackles, 6.5 tackles for loss, 3.5 sacks, four interceptions and five passes defended. His four interceptions tied for the team lead and he ranked second on the team in sacks.

• As a sophomore (2013), played in 13 games with eight starts and recorded 49 tackles, two interceptions and five passes defended.

• As a redshirt freshman (2012), moved to safety and started a career-high 11 of 13 games played in his first year on defense. Helped Notre Dame finish the regular season 12-0 and earn spot in BCS National Championship Game. Tallied 49 tackles, two tackles for loss and an interception.

• As a freshman (2011), redshirted while beginning his collegiate career as a wide receiver.

• Graduated in May 2015 with a degree in Film, Television and Theatre from Notre Dame.

PERSONAL:

- Attended Christian (Charlotte, N.C.) High School where he helped lead team to a state title as a senior after they were state runners-up during his junior season.
- As a senior, earned All-State honors as a wide receiver and all-county honors as a defensive back from the Charlotte Observer as a senior. Registered 10 touchdown catches on offense and totaled 49 tackles and an interception on defense.
- Follow Farley on Twitter at @mfarley41.
- Born Matthias Farley on July 15, 1992 in Charlotte, N.C.

MATTHIAS FARLEY'S TITANS GAME-BY-GAME

2021 Tennessee Titans

Date	Opp	W/L	P/S	Tot	Solo	Asst	Sk	- Yds	QBP	TFL	Int-	Yds	-TD	PD	FF	FR	- Yds	SpT	
Sept 12	Ari	L	p	0	0	0	0.0	0.0	0	0	0	0	0	0	0	0	0	0	0
Sept 19	@ Sea	W	p	0	0	0	0.0	0.0	0	0	0	0	0	0	0	0	0	0	0
Sept 26	Ind	W	p	0	0	0	0.0	0.0	0	0	0	0	0	0	0	0	0	0	1
Oct 3	@ NYJ	L	p	0	0	0	0.0	0.0	0	0	0	0	0	0	0	0	0	0	1
Oct 10	@ Jax	W	p	0	0	0	0.0	0.0	0	0	0	0	0	0	0	0	0	0	0
Oct 18	Buf	W	p	0	0	0	0.0	0.0	0	0	0	0	0	0	0	0	0	0	0
Oct 24	KC	W	p	3	2	1	0.0	0.0	0	0	0	0	0	0	1	1	0	0	0
Oct 31	@ Ind																		
Nov 7	@ LAR																		
Nov 14	NO																		
Nov 21	Hou																		

Nov 28 @ NE

Dec 12 Jax

Dec 19 @ Pit

Dec 23 SF

Jan 2 Mia

Jan 9 @ Hou

Totals 5-2 7/0 3 2 1 0.0 0.0 0 0 0 0 0 0 1 1 0 2

MATTHIAS FARLEY'S NFL STATISTICS

REGULAR SEASON

Year	Team	GP	GS	TACKLES							INTERCEPTIONS					FUMBLES				
				Tot	Solo	Asst	Sk	Yds	QBP	TFL	No	Yds	Lg	TD	PD	FF	FR	Yds	SpT	
2016	Indianapolis	16	0	4	4	0	0.0	0.0	NA	NA	0	0	0	0	0	0	0	0	0	7
2017	Indianapolis	16	15	95	58	37	0.0	0.0	NA	NA	2	9	9	0	7	1	1	0	3	
2018	Indianapolis	5	1	17	10	7	0.0	0.0	NA	NA	1	7	7	0	4	1	0	0	2	
2019	N.Y. Jets	13	0	0	0	0	0.0	0.0	NA	NA	0	0	0	0	0	0	0	0	8	
2020	N.Y. Jets	16	2	16	6	10	0.0	0.0	NA	NA	0	0	0	0	3	0	0	0	7	
2021	Tennessee	7	0	3	2	1	0.0	0.0	0	0	0	0	0	0	0	1	1	0	2	
NFL Totals		73	18	135	80	55	0.0	0.0	0	0	3	16	9	0	14	3	2	0	29	

Single-Game Highs

Tackles - 10 (Three times, last vs. Denver 12/14/17)

Interceptions - 1 (Three times, last at New England 10/4/18)

Forced Fumble - 1 (Three times, last vs. Kansas City 10/24/21)

Fumble Recovery - 1 (Twice, last vs. Kansas City 10/24/21)

Passes Defensed - 2 (Three times, last vs. Cleveland 12/27/20)

Additional Statistics

Pass Attempts - 1 for 1 for 6 yards vs. Arizona (9/12/21)



86 ANTHONY FIRKSER

TIGHT END • 6'2" • 246 LBS • COLLEGE: HARVARD
ACQUIRED: FREE AGENT - 2018 • NFL EXPERIENCE (NFL/TITANS): 4/4
HOMETOWN: MANALAPAN, N.J.
GAMES PLAYED/GAMES STARTED: 48/3 (PLAYOFFS: 4/0)

PRO: The Titans signed Anthony Firkser during the 2018 offseason to add competition and depth to the tight end position. The 6-foot-2-inch, 246-pounder out of Harvard appeared in 16 contests with one start during his third season in Tennessee in 2020. He was originally signed as a rookie free agent by the New York Jets following the 2017 NFL Draft and has also spent time on the Kansas City Chiefs practice squad.

CAREER HIGHLIGHTS:

- In 2020, Firkser appeared in all 16 games for the first time in his career and finished the season with career-highs in receptions (39) and receiving yards (387) to go along with one touchdown.
- Firkser recorded his first career 100-yard game in 2020 against Houston (10/18). He caught a career-high eight passes for 113 yards and one touchdown, including a career-long catch of 45.
- In his second season with the Titans, Firkser appeared in 15 games and posted 14 receptions for 204 yards with a touchdown.
- In 2019, Firkser made his postseason debut and appeared in all three games while leading the team with two touchdown catches. He became the first NFL player from Harvard to score a touchdown in a postseason game.
- In 2018, Firkser made his NFL debut against Houston (9/16) and scored his first career touchdown against New York Jets (12/2). He appeared in 12 contests on the season.

TITANS TIDBITS:

- In June 2021, Firkser hosted the Anthony Firkser Football Camp, a kids skills camp in Nashville, which benefitted the Caring Hearts organization that aims to help those living in poverty in Nashville and Mexico.
- Firkser grew up playing basketball and both roller and ice hockey at elite levels and didn't begin playing football until his sophomore year of high school.
- In the offseason, Firkser volunteers with his former high school football coach to help train and give advice to aspiring young football players in his hometown community of Manalapan, N.J.

CAREER TRANSACTIONS:

- The Manalapan, N.J., native was originally signed by the New York Jets as an undrafted free agent on May 5, 2017.
- Released by the Jets on Sept. 2, 2017.
- Signed by the Kansas City Chiefs to the team's practice squad on Nov. 29, 2017.
- Signed by the Chiefs to a future's contract on Jan. 8, 2018.
- Released by the Chiefs on April 30, 2018.
- Signed by the Titans as a free agent on May 14, 2018 following a rookie minicamp tryout.
- Waived by the Titans on Sept. 17, 2018 and signed to the team's practice squad a day later.
- Signed by the Titans to their active roster from the practice squad on Oct. 9, 2018.

SEASON RECAPS:

- 2021 (5/1 - Tennessee):** Has tied for the team lead in receptions once in 2021 (at JAX).
- Against Arizona (9/12), saw action as a reserve at tight end and hauled in three passes for 19 yards.
 - At Seattle (9/19), was inactive.
 - Against Indianapolis (9/26), was inactive.
 - At N.Y. Jets (10/3), started at tight end and snared three receptions for 23 yards.

- At Jacksonville (10/10), saw action as a reserve at tight end and tied for the team lead with three catches for 33 yards.
- Against Buffalo (10/18), played as a reserve at tight end and snared one pass for 11 yards.
- Against Kansas City (10/24), saw action as a reserve at tight end and notched one catch for nine yards.

2020 (16/1, 1/0 - Tennessee): Played in all 16 games with a start at tight end and ranked fourth on the team with a career-high 39 receptions and a career-best 387 receiving yards with a touchdown. Played as a reserve in the postseason contest and caught two passes for 44 yards. Registered a career-best eight receptions and 113 receiving yards against Houston (10/18/20). Led the team lead in receptions once in 2020 (vs. HOU). Led the team in receiving yards once in 2020 (vs. HOU).

- Against Jacksonville (9/20), played as a reserve at tight end and snared four catches for 45 yards. Extended the Titans' second touchdown drive with a 14-yard grab on third-and-six in the first quarter. Hauled in a 16-yard pass setting up a 51-yard Stephen Gostkowski field goal as time expired in the first half. Drew a key pass interference penalty on third-and-five during the game-winning scoring drive in the fourth quarter.
- Against Buffalo (10/13), started at tight end and hauled in three passes for 19 yards. Kept the Titans' third touchdown drive alive with a 12-yard catch on third-and-four in the second quarter.
- Against Houston (10/18), played as a reserve at tight end and led the team with career-bests in receptions (8) and receiving yards (118) to go along with a touchdown. Totaled two catches for 30 yards during the game-tying drive late in the fourth quarter. Gave the Titans a 7-0 lead with a seven-yard touchdown catch in the opening stanza. Kept the Titans' third touchdown drive alive with a five-yard grab on third-and-five in the second quarter. Hauled in a career-long 45-yard reception over the middle in the third quarter.
- Against Chicago (11/8), saw action as a reserve at tight end and caught three passes for 19 yards. Extended the Titans' first touchdown drive with a nine-yard catch on third-and-seven in the second quarter. Extended the Titans' final touchdown drive with a 12-yard reception on third-and-four in the final stanza.
- Against Indianapolis (11/12), played as a reserve at tight end and caught one pass for five yards. Kept a Titans' scoring drive alive with a five-yard catch on third-and-two early in the second quarter.
- At Baltimore (11/22), saw action as a reserve at tight end and hauled in four receptions for 33 yards. Hauled in a 12-yard catch on third-and-10 late in the third quarter to extend a Titans' scoring drive.
- Against Cleveland (12/6), saw action as a reserve at tight end and grabbed five receptions for 51 yards. Extended a Titans' touchdown drive in the fourth quarter with a six-yard grab on third-and-five.
- Against Detroit (12/20), saw action as a reserve at tight end and snared one reception for 20 yards. Converted a critical third-and-11 to extend a touchdown drive with 20-yard reception late in the third quarter.
- At Houston (1/3), saw action as a reserve at tight end and snared two receptions for 18 yards in the Titans' division-clinching victory. Extended the Titans' opening touchdown drive of the second half with a 12-yard catch on third-and-10 in the third quarter.
- Against Baltimore (1/10), played as a reserve at tight end and snared two receptions for 44 yards. Extended the Titans' opening touchdown drive with a nine-yard grab on third-and-four. Kept the Titans' second scoring drive alive with a 35-yard catch-and-run reception on third-and-one in the first quarter.

2019 (15/1, 3/0 - Tennessee): Saw action in 15 games with one start at

tight end and hauled in 14 passes for 204 yards with a touchdown. Was inactive for one contest. Played as a reserve in all three postseason games and snared three receptions for 45 yards with a team-best two receiving touchdowns. Tied for the team lead in receptions twice in 2019 (at IND, at NE). Led the team in receiving yards once in 2019 (at NE).

- At Denver (10/13), played as a reserve at tight end and snared one reception for 25 yards. Made a leaping 25-yard grab over the middle on third-and-12 late in the fourth quarter.
- Against L.A. Chargers (10/20), saw action as a reserve at tight end and hauled in one pass for 27 yards. Helped set up a Titans' touchdown with a 27-yard catch late in the third stanza.
- Against Tampa Bay (10/27), played as a reserve at tight end and hauled in three receptions for 43 yards.
- Against Kansas City (11/10), played as a reserve at tight end and snared three receptions for 36 yards with a touchdown. Cut the Chiefs' lead to 10-7 with a diving nine-yard touchdown catch in the second quarter. Set up the game-winning score with a 20-yard grab over the middle with less than a minute remaining in the fourth quarter.
- At Indianapolis (12/1), saw action as a reserve at tight end and tied for the team lead with three catches for 22 yards. Extended the Titans' opening touchdown drive with a four-yard grab on third-and-two in the first quarter.
- At Oakland (12/8), played as a reserve at tight end and hauled in one reception for 39 yards. Set up a Titans' field goal attempt with a career-long 39-yard reception late in the second quarter.
- Against Houston (12/15), made his first career start at tight end and posted one catch for seven yards.
- At New England (1/4), played as a reserve at tight end in his postseason debut and tied for the team lead with two catches for a team-best 23 yards and a touchdown. Became the first NFL player from Harvard to score a touchdown in a postseason game. Gave the Titans a 7-3 lead with a 12-yard touchdown grab on third-and-10 in the first quarter. Converted a key third-and-eight with an 11-yard catch along the sideline allowing the offense to run more clock late in the fourth quarter.
- At Kansas City (1/19), played as a reserve at tight end and snared a touchdown. Cut the Chiefs' lead to 35-24 with a 22-yard touchdown reception in the final quarter.

2018 (12/0 - Tennessee): Played in 12 games in his first season with the Titans. Collected 19 receptions for 225 yards with a touchdown. Was inactive for one contest. Spent three weeks on the team's practice squad early in the season. Tied for the team lead in receptions twice in 2018 (vs. BAL, vs. NYJ). Tied for the team lead in receiving yards once in 2018 (at IND). Saw action in his first career NFL game against Houston (9/16/18). Registered his first career touchdown against N.Y. Jets (12/2/18).

- Against Houston (9/16), made his NFL debut as a reserve tight end and on special teams.
- Against Baltimore (10/14), played as a reserve at tight end and tied for the team lead with two receptions for 25 yards. Snared his first career reception on an 18-yard pass on third-and-six in the second quarter.
- Against New England (11/11), saw action as a reserve at tight end and hauled in one reception for 11 yards. Extended the Titans' third touchdown drive with a leaping, 11-yard grab on third-and-two late in the second quarter.
- At Indianapolis (11/18), played as a reserve at tight end and tied for the team lead with 44 receiving yards on three catches. Extended the Titans' touchdown drive with a 28-yard reception on third-and-eight in the fourth quarter.
- At Houston (11/26), saw action as a reserve at tight end and set career highs with four receptions and 52 receiving yards.
- Against N.Y. Jets (12/2), played as a reserve at tight end and snared three catches for 42 yards with his first career touchdown. Cut the Jets' lead to 16-6 with his first career touchdown, a 12-yard reception, just before halftime. Hauled in a 25-yard catch during the Titans' game-winning

touchdown drive.

- Against Jacksonville (12/6), saw action as a reserve at tight end and snagged three passes for 27 yards. Kept the Titans' initial touchdown drive of the second half alive with a 10-yard catch on third-and-eight in the third quarter.
- Against Washington (12/22), saw action as a reserve at tight end and hauled in two receptions for 16 yards. Kept the Titans' second scoring drive alive with a 12-yard catch-and-run reception on third-and-11 in the second quarter.

2017 (0/0 - Kansas City): Spent training camp with the Jets but was released prior to the start of the regular season. Signed to the Chiefs practice squad for the final five weeks of the regular season and during the playoffs.

COLLEGE:

- Appeared in 29 games with 24 starts over four seasons at Harvard (2013-16) and caught 99 passes for 1,559 yards and 14 touchdowns. Ranks 12th all-time in school history in receptions, ninth all-time in receiving yards and sixth all-time in touchdown receptions. Named to the All-Ivy League second team as both a junior and sophomore.
- As a senior (2016), started all 10 games for Harvard and made 45 receptions for 702 yards and seven touchdowns.
- As a junior (2015), started nine games and caught 22 passes for 372 yards and three touchdowns. Named to the All-Ivy League second team for the second consecutive season.
- As a sophomore (2014), appeared in 10 games for Harvard and made 32 catches for 485 yards and four touchdowns. Tied for first on the team in touchdown receptions and ranked second on the squad in both catches and yards. Named to the All-Ivy second team.
- As a freshman (2013), did not see game action.
- Graduated from Harvard in 2017 with a degree in applied mathematics.

PERSONAL:

- Attended Manalapan (N.J.) High School, where he was named All-Shore Offensive Player of the Year as a senior wide receiver. Also was a two-time All-Shore first team selection.
- Set Manalapan's records in receptions (110), receiving yards (2,118) and touchdown receptions (19).
- Was also a four-year letter winner in basketball.
- He enjoys pencil drawings, jigsaw puzzles and playing online collectible card games.
- Brother, Josh, played football at Wagner.
- Son of Alex and Donna Firkser.
- Follow Firkser on Instagram at @asapfirk.
- Born Anthony Paul Firkser on Feb. 19, 1995 in Manalapan, N.J.

ANTHONY FIRKSER'S GAME-BY-GAME

2018 Tennessee Titans

Date	Opp.	W/L	P/S	RECEIVING				
				No	Yds	Avg	Lg	TD
Sept 9	@ Mia	L	IA					
Sept 16	Hou	W	p	0	0	-	0	0
Sept 23	@ Jax	W	PS					
Sept 30	Phi	W	PS					
Oct 7	@ Buf	L	PS					
Oct 14	Bal	L	p	2	25	12.5	18	0
Oct 21	@ LAC	L	p	0	0	-	0	0
Nov 5	@ Dal	W	p	0	0	-	0	0
Nov 11	NE	W	p	1	11	11.0	11	0
Nov 18	@ Ind	L	p	3	44	14.7	28	0
Nov 26	@ Hou	L	p	4	52	13.0	20	0
Dec 2	NYJ	W	p	3	42	14.0	25	1
Dec 6	Jax	W	p	3	27	9.0	16	0
Dec 16	@ NYG	W	p	0	0	-	0	0
Dec 22	Was	W	p	2	16	8.0	12	0
Dec 30	Ind	L	p	1	8	8.0	8	0
Totals		9-7	12/0	19	225	11.8	28	1

2019 Tennessee Titans

Date	Opp.	W/L	P/S	RECEIVING				
				No	Yds	Avg	Lg	TD
Sept 8	@ Cle	W	p	0	0	-	0	0
Sept 15	Ind	L	p	0	0	-	0	0
Sept 19	@ Jax	L	p	0	0	-	0	0
Sept 29	@ Atl	W	IA					
Oct 6	Buf	L	p	0	0	-	0	0
Oct 13	@ Den	L	p	1	25	25.0	25	0
Oct 20	LAC	W	p	1	27	27.0	27	0
Oct 27	TB	W	p	3	43	14.3	23	0
Nov 3	@ Car	L	p	0	0	-	0	0
Nov 10	KC	W	p	3	36	12.0	20	1
Nov 24	Jax	W	p	0	0	-	0	0
Dec 1	@ Ind	W	p	3	22	7.3	13	0
Dec 8	@ Oak	W	p	1	39	39.0	39	0
Dec 15	Hou	L	S	1	7	7.0	7	0
Dec 22	NO	L	p	0	0	-	0	0
Dec 29	@ Hou	W	p	1	5	5.0	5	0
Totals		9-7	15/1	14	204	14.6	39	1

Playoffs

Jan 4	@ NE	W	p	2	23	11.5	12t	1
Jan 11	@ Bal	W	p	0	0	-	0	0
Jan 19	@ KC	L	p	1	22	22.0	22t	1
Totals		2-1	3/0	3	45	15.0	22t	2

2020 Tennessee Titans

Date	Opp.	W/L	P/S	RECEIVING				
				No	Yds	Avg	Lg	TD
Sept 14	@ Den	W	p	2	5	2.5	6	0
Sept 20	Jax	W	p	4	45	11.3	16	0
Sept 27	@ Min	W	p	0	0	-	0	0
Oct 13	Buf	W	S	3	19	6.3	12	0
Oct 18	Hou	W	p	8	113	14.1	45	1
Oct 25	Pit	L	p	2	7	3.5	4	0
Nov 1	@ Cin	L	p	2	36	18.0	26	0
Nov 8	Chi	W	p	3	19	6.3	12	0
Nov 12	Ind	L	p	1	5	5.0	5	0
Nov 22	@ Bal	W	p	4	33	8.3	12	0
Nov 29	@ Ind	W	p	0	0	-	0	0
Dec 6	Cle	L	p	5	51	10.2	14	0
Dec 13	@ Jax	W	p	1	5	5.0	5	0
Dec 20	Det	W	p	1	20	20.0	20	0
Dec 27	@ GB	L	p	1	11	11.0	11	0
Jan 3	@ Hou	W	p	2	18	9.0	12	0
Totals		11-5	16/1	39	387	9.9	45	1

Playoffs

Jan 10	Bal	L	p	2	44	22.0	35	0
Totals		0-1	1/0	2	44	22.0	35	0

2021 Tennessee Titans

Date	Opp.	W/L	P/S	RECEIVING				
				No	Yds	Avg	Lg	TD
Sept 12	Ari	L	p	3	19	6.3	11	0
Sept 19	@ Sea	W	IA					
Sept 26	Ind	W	IA					
Oct 3	@ NYJ	L	S	3	23	7.7	10	0
Oct 10	@ Jax	W	p	3	33	11.0	14	0
Oct 18	Buf	W	p	1	11	11.0	11	0
Oct 24	KC	W	p	1	9	9.0	9	0
Oct 31	@ Ind							
Nov 7	@ LAR							
Nov 14	NO							
Nov 21	Hou							
Nov 28	@ NE							
Dec 12	Jax							
Dec 19	@ Pit							
Dec 23	SF							
Jan 2	Mia							
Jan 9	@ Hou							
Totals		5-2	5/1	11	95	8.6	14	0

ANTHONY FIRKSER'S NFL STATISTICS

REGULAR SEASON		RECEIVING							RUSHING				
Year	Team	GP	GS	No	Yds	Avg	Lg	TD	Att	Yds	Avg	Lg	TD
2017	Kansas City												
Practice Squad													
2018	Tennessee	12	0	19	225	11.8	28	1	0	0	-	0	0
2019	Tennessee	15	1	14	204	14.6	39	1	0	0	-	0	0
2020	Tennessee	16	1	39	387	9.9	45	1	0	0	-	0	0
2021	Tennessee	5	1	11	95	8.6	14	0	0	0	-	0	0
NFL Totals		48	3	83	911	11.0	45	3	0	0	-	0	0

PLAYOFFS		RECEIVING							RUSHING				
Year	Team	GP	GS	No	Yds	Avg	Lg	TD	Att	Yds	Avg	Lg	TD
2019	Tennessee	3	0	3	45	15.0	22t	2	0	0	-	0	0
2020	Tennessee	1	0	2	44	22.0	35	0	0	0	-	0	0
NFL Totals		4	0	5	89	17.8	35	2	0	0	-	0	0

Single-Game Highs


Receptions - 8 vs. Houston (10/18/20)
 Receiving Yards - 113 vs. Houston (10/18/20)
 Long Reception - 45 vs. Houston (10/18/20)
 Touchdowns - 1 (Three times, last vs. Houston 10/18/20)

Playoff Single-Game Highs

Receptions - 2 (Twice, last vs. Baltimore 1/10/21)
 Receiving Yards - 44 vs. Baltimore (1/10/21)
 Long Reception - 35 vs. Baltimore (1/10/21)
 Touchdowns - 1 (Twice, last at Kansas City 1/19/20)

Additional Career Statistics

Misc. Tackles - 1 (2020), **1 (2021)**



68 BOBBY HART

TACKLE • 6'5" • 310 LBS • COLLEGE: FLORIDA STATE
ACQUIRED: FREE AGENT - 2021 • NFL EXPERIENCE (NFL/TITANS): 7/1
HOMETOWN: LAUDERHILL, FLA.
GAMES PLAYED/GAMES STARTED: 80/66 (PLAYOFFS: 1/0)

PRO: The Titans signed tackle Bobby Hart to the active roster during Week 7 of the 2021 season to bring depth and experience to the offensive front. The 6-foot-5-inch, 310-pounder was originally drafted by the New York Giants in the seventh round (226th overall) of the 2015 NFL Draft. Prior to his arrival in Tennessee, Hart had appeared in 79 games, making 66 starts in stints with the Giants (2015-17) and the Cincinnati Bengals (2018-20). He also spent time with the Miami Dolphins and Buffalo Bills.

TITANS TIDBITS:

- Hart was high school teammates with current Tampa Bay Buccaneers running back Giovani Bernard.
- Hart also played forward on a highly-ranked travel AAU basketball team, playing against the likes of former Ohio State phenom and NBA first-round pick Jared Sullinger and Duke first-round selection Austin Rivers
- Hart established the Hart of Greatness Foundation, which identifies greatness in and then benefits children and young adults through educational, leadership, character and sports programs

CAREER TRANSACTIONS:

- The Lauderhill, Fla., native was originally selected by the New York Giants in the seventh round (226th overall) of the 2015 NFL Draft.
- Waived by the Giants on Dec. 30, 2017.
- Signed with the Cincinnati Bengals as a free agent on Feb. 14, 2018.
- Re-signed with the Bengals on March 12, 2019.
- Waived by the Bengals on March 19, 2021.
- Signed by the Buffalo Bills as a free agent on March 30, 2021.
- Waived by the Bills on Aug. 31, 2021.
- Signed by the Miami Dolphins to their practice squad on Sept. 7, 2021.
- Waived by the Dolphins on Sept. 20, 2021.
- Signed by the Bills to their practice squad on Sept. 22, 2021.
- Signed by the Titans to their active roster off of the Bills' practice squad on Oct. 20, 2021.

SEASON RECAPS:

2021 (1/0 - Tennessee):

- Against Kansas City (10/24), saw significant action at left tackle after Kendall Lamm left the game with an injury. Made his Titans debut four days after signing with the team from the Buffalo Bills practice squad. Helped block for an offense that registered 369 total yards while only allowing one sack on 28 pass attempts.

2020 (14/13 - Cincinnati): Appeared in 14 games with 13 starts at right tackle. Was inactive for two games.

- Against Jacksonville (10/4), assisted in a blocking effort that paved way for Bengals' 505 net yards of offense, including 300 through the air.
- Against Cleveland (10/25) aided in protection effort that helped quarterback Joe Burrow become only the sixth rookie in NFL history to pass for 400 yards (406) in a game.
- At Houston (12/27), aided in protection effort for quarterback Brandon Allen's 371 passing yards and two touchdowns, to go along with 169 team rushing yards.

2019 (16/16 - Cincinnati): Started all 16 games at right tackle for the second consecutive season and was one of four Bengals to do so. Played 98.9 percent (1086 of 1098) of Cincinnati's offensive snaps, the second-highest percentage on the team and also aided in blocking effort that guided running back Joe Mixon to his second consecutive 1000-yard rushing season (1,137).

- At Cleveland (12/8), blocked for Joe Mixon's 186 yards from scrimmage, the most by a Bengal since 2016.
- Against Cleveland (12/29), helped pave the way for Joe Mixon's career-high 162 rushing yards and two touchdowns.

2018 (16/16 - Cincinnati): Started all 16 games at right tackle for the first time in his career and contributed to blocking effort for running back Joe Mixon, who rushed for AFC-best 1,168 yards and became the first Bengal to rush for 1,000 yards since Jeremy Hill in 2014.

- Against Baltimore (9/13), supported blocking effort for offense that scored 28 first-half points and totaled 373 net yards.
- Against Oakland (12/16), assisted the offense in controlling season-high time of possession (33:19) and supported Joe Mixon's season-high 129 rushing yards.

2017 (10/7 - New York Giants): Played in 10 games making seven starts at right tackle.

2016 (14/13, 1/0 - New York Giants): Saw action in 14 games and made 13 straight starts at right tackle after not playing in the first two games. He was a part of the Giants' blocking effort that allowed just 22 regular-season sacks, which was second fewest in the NFL.

- At Green Bay (1/8), made his NFL postseason debut in the Divisional Round.

2015 (9/1 - New York Giants): Appeared in nine games making one start at right tackle during his rookie campaign.

- Against Washington (9/25), made his NFL debut seeing time on special teams.
- Against N.Y. Jets (10/6), made his first career NFL start at right tackle.

COLLEGE:

- Played four seasons (2011-14) at Florida State and started 37 career games, including 28 consecutive at right tackle from 2013-14.
- As a senior (2014), started all 14 games, helping the Seminoles to College Football Playoff appearance.
- As a junior (2013), started all 14 games at right tackle for 2013 Seminoles team that won National Championship and blocked for Heisman Trophy winner Jameis Winston.
- As a sophomore (2012), played in eight games seeing time mostly as a reserve guard and on the placekicking unit on special teams.
- As a freshman (2011), was put into the starting lineup as 17-year old due to injuries along line, and started season's final nine games.
- Majored in sports management at Florida State.

PERSONAL:

- Attended St. Thomas Aquinas (Fort Lauderdale, Fla.) High School.
- As a senior in 2010, helped lead team to Florida Class 5A State Championship and No. 3 national ranking.
- Also participated in high school wrestling and basketball.
- Follow Hart on Twitter @IGotHart and Instagram at @igothart.
- Born Bobby Hart on Aug. 21, 1994, in Lauderhill, Fla.

BOBBY HART'S NFL STATISTICS

REGULAR SEASON

Year	Team	GP	GS
2015	N.Y. Giants	9	1
2016	N.Y. Giants	14	13
2017	N.Y. Giants	10	7
2018	Cincinnati	16	16
2019	Cincinnati	16	16
2020	Cincinnati	14	13
2021	Tennessee	1	0
NFL Totals		80	66

PLAYOFFS

Year	Team	GP	GS
2016	N.Y. Giants	1	0
NFL Totals		1	0

Starts Breakdown:

2015 - RT 1; 2016 - RT 13; 2017 - RT 7; 2018 - RT 16; 2019 - RT 16; 2020 - RT 13



22 DERRICK HENRY

RUNNING BACK • 6'3" • 247 LBS • COLLEGE: ALABAMA
ACQUIRED: 2ND ROUND - 2016 • NFL EXPERIENCE (NFL/TITANS): 6/6
HOMETOWN: YULEE, FLA.
GAMES PLAYED/GAMES STARTED: 85/54 (PLAYOFFS: 6/6)



Pro Bowl: 2019, 2020



Captain: 2020, 2021

PRO: The Titans selected Heisman Trophy winner Derrick Henry in the second round of the 2016 NFL Draft out of the University of Alabama. The 6-foot-3-inch, 247-pounder is a powerful, downhill runner who displays tremendous speed and balance. In 2020, Henry secured the NFL's rushing title for the second consecutive year after recording 2,027 rushing yards and 17 rushing touchdowns, becoming the eighth player in NFL history to eclipse 2,000 rushing yards in a season. In 2019, Henry was the NFL's leading rusher with 1,540 yards and 16 rushing scores. He racked up 5,860 rushing yards and scored 55 rushing touchdowns during his first five NFL seasons, including consecutive 1,000-yard seasons each year from 2018-20. At Alabama, the Heisman Trophy winner set numerous school and SEC records while leading his team to a National Championship in 2015.

CAREER HIGHLIGHTS:

- In 2020, Henry was named the NFL Offensive Player of the Year, Associated Press first-team All-Pro, and FedEx Ground Player of the Year for the second consecutive season after leading the NFL with a franchise-record 2,027 rushing yards, becoming the eighth player in NFL history to eclipse 2,000 rushing yards in a season. His 2,027 rushing yards gave him the fifth-highest total in NFL history behind Eric Dickerson's 2,105 (1984), Adrian Peterson's 2,097 (2012), Jamal Lewis' 2,066 (2003) and Barry Sanders' 2,053 (1997). Henry broke Chris Johnson's franchise mark of 2,006 rushing yards in 2009.
- Additionally, in 2020 he earned first-team All-Pro honors from Pro Football Focus, Pro Football Writers of America and Sporting News and was the 101 Awards AFC Offensive Player of the Year.
- Henry became the first player to lead the NFL in rushing yards in consecutive seasons (2019-20) since LaDainian Tomlinson (2006-07).
- In 2020, Henry became the fifth all-time NFL player to lead the NFL in rushing yards, attempts and rushing touchdowns in consecutive seasons. The last to do so prior to Henry was Cleveland's Leroy Kelly from 1967 to 1968. The only other players to achieve it are Jim Brown (1958-59), Steve Van Buren (1947-49) and Bill Paschal (1943-44).
- In 2020, Henry recorded three 200-yard rushing games in a season, becoming the fifth player in NFL history to do so, joining Earl Campbell (four in 1980), O.J. Simpson (1973), Tiki Barber (2005) and Jay Ajayi (2016). He became the first player in NFL history with five career games with at least 200 rushing yards and two rushing touchdowns.
- In the 2020 regular season finale at Houston (1/3/21), set the franchise record with 250 rushing yards, breaking his own club record of 238 rushing yards (12/6/18 vs. Jacksonville). Henry's 250 rushing yards tied for the 13th-best single-game total in the NFL since 1948.
- Henry set a career high with 17 rushing touchdowns in 2020, finishing with the second-best total in franchise history behind Earl Campbell's 19 rushing touchdowns in 1979.
- In 2020, Henry totaled 1,221 rushing yards in road games, the most by any NFL running back since 1948. The previous high was held by Eric Dickerson (1,087 in 1984). Dating back to 2019, he had a streak of nine consecutive road games with at least 100 rushing yards, passing Chris Johnson (eight games from 2009-10) for the second-longest such streak in NFL history behind only Barry Sanders' 10-game road streak (from 1996-97).
- Henry totaled 2,141 scrimmage yards (2,027 rushing and 114 receiving) in 2020 to finish second in franchise history behind Chris Johnson's 2,509 scrimmage yards in 2009.
- Recorded 10 total 100-yard rushing games in 2020 to tie Earl Campbell (1980) for the third-most in franchise history. Only Campbell in 1979 (11) and Chris Johnson in 2009 (12) had more.

- Henry became the NFL's first player to rush for at least 175 and two touchdowns four times in a season in 2020.
- In 2020, Henry joined Terrell Davis (1997-98), Shaun Alexander (2004-05) and Larry Johnson (2005-06) as the only players in NFL history to rush for 1,500 yards and 15 touchdowns in two consecutive seasons.
- From 2019-20, Henry established a streak of 20 consecutive games in the regular season and playoffs with at least 18 rushing attempts, the second-longest streak of its kind in the NFL since 1948. The only player with more consecutive 18-carry games in the regular season and postseason was Emmitt Smith, whose streak was 23 games with the Dallas Cowboys from 1995 to 1996.
- In 2020, he became the first player in NFL history to produce more than one overtime touchdown run in a season. He joined LaDainian Tomlinson as the NFL's only players with multiple career touchdown runs in overtime. Tomlinson had three during his career.
- In 2020, Henry joined Bo Jackson, Ahman Green, Chris Johnson and Lamar Miller as the only NFL players to record two career rushing touchdowns of at least 90 yards. Henry joined Miller (two 97-yard touchdown runs) as the only players to ever record multiple touchdown runs of at least 94 yards.
- In 2019, Henry was the NFL's leading rusher with a then career-best 1,540 rushing yards on a career-high 303 carries for a career-high 16 rushing touchdowns.
- In 2019, Henry received numerous awards and recognition, including the NFL's FedEx Ground Player of the Year, second-team All-Pro by the Associated Press and his first career Pro Bowl selection.
- In 2019, led the AFC, ranked third in the NFL, and led the team with a career-high 18 total touchdowns.
- Ranked second in the AFC and fourth in the NFL with a career-high 1,746 yards from scrimmage in 2019.
- In 2019, Henry recorded eight 100-yard rushing performances including the postseason.
- In 2019, moved into fifth place on the franchise's all-time rushing touchdowns list after passing Lorenzo White (29) against Kansas City (11/10/19). In the same game, Henry also became the ninth player in franchise history to reach 3,000 career rushing yards.
- In Week 17 of the 2019 season, he was named AFC Offensive Player of the Week after his performance at Houston (12/29/19), where he rushed a season-high 32 times for a season-best 211 yards with three touchdowns to secure the NFL's rushing title.
- In 2019, became the sixth player in franchise history with at least 12 touchdowns in two or more consecutive seasons.
- In 2019, joined Napoleon Kaufman (1997-99) and Robert Smith (1997-2000) as the only players in NFL history to record a rushing touchdown of at least 70 yards in three consecutive seasons.
- Passed Steve McNair (3,439 career rushing yards) for sixth place on the team's all-time rushing list, and later passed Hoyle Granger (3,514) for fifth place on the team's all-time rushing list in 2019.
- In 2019, Henry started all three of the team's playoff games and finished the postseason with 83 carries for a league-best 446 yards and two touchdowns, all of which set career-highs. His 446 rushing yards in the postseason ranked second in franchise playoff history behind Eddie George's 449 rushing yards during the 1999 playoffs.
- In 2019, during Wild Card Weekend at New England (1/4/20), Henry set a then-franchise playoff record with 182 rushing yards on 34 carries and a touchdown, which marked the second-most yards on the road in an NFL playoff game since 1950. The following week during the Divisional Round

at Baltimore (1/11/20), set a franchise playoff record with 195 rushing yards on 30 carries.

- In 2018, Henry was named to the PFWA All-AFC team after setting then single-season career highs in carries (215), rushing yards (1,059), rushing long (99t), and touchdowns (12).
- 2018 marked Henry's first career 1,000-yard season. He finished sixth in the NFL in rushing yards.
- In 2018, named AFC Offensive Player of the Week for Week 13 after collecting a franchise-best 238 rushing yards with a franchise-tying four rushing touchdowns against Jacksonville on Thursday Night Football (12/6). In the same game, he scored four rushing touchdowns to tie the franchise's single-game record (Earl Campbell, Lorenzo White).
- In Week 13 of the 2018 season, recorded the second 99-yard touchdown run in NFL history (Tony Dorsett). The run also set the mark for the longest touchdown run in franchise history and tied for the longest scrimmage play in NFL history. He also became the second player in NFL history with a rushing touchdown of at least 90 yards and a rushing touchdown of at least 50 yards in the same game (Chris Johnson).
- In 2018, named AFC Offensive Player of the Month for December after registering 97 carries for 625 yards and eight touchdowns.
- In 2018, became the seventh NFL player since the 1970 AFL-NFL merger with at least four rushing touchdowns and at least 200 rushing yards in a game (Clinton Portis, Barry Sanders, Doug Martin, Jonas Gray, Mike Anderson and Corey Dillon). Henry became the first to accomplish the feat in fewer than 20 carries (17).
- In 2017, Henry led the Titans with 744 rushing yards on 176 carries, and he rushed for five touchdowns for the second consecutive season.
- In the team's Wild Card playoff victory at Kansas City on Jan. 6, 2018, Henry recorded a franchise postseason record of 191 scrimmage yards (156 rushing, 35 receiving), breaking a 57-year-old postseason record set on Jan. 1, 1961, when Billy Cannon had 178 scrimmage yards against the Los Angeles Chargers. Henry's 156 rushing yards ranked second in franchise postseason history (162 by Eddie George on Jan. 16, 2000).
- In 2016, Henry rushed for 490 yards and five touchdowns to become the third rookie for the franchise in the "Titans era" to score at least five touchdowns in a season, joining Vince Young (seven rushing touchdowns in 2006) and Chris Johnson (nine rushing and one receiving in 2008).
- Despite playing just three seasons and not seeing extensive action in his first campaign at Alabama, Henry finished his career as the school's all-time rushing leader with 3,591 yards.
- As a senior in 2015, Henry claimed the Heisman Trophy and led his team to the College Football Playoff National Championship. He also won the Doak Walker and Maxwell Award and was selected as the Walter Camp Player of the Year after rushing for an Alabama and Southeastern Conference record 2,219 yards.

TITANS TIDBITS:

- In high school, Henry broke the 51-year-old national high school rushing record with 12,124 yards after compiling 4,261 rushing yards as a senior.
- Henry sealed an Iron Bowl victory with an epic, career-best 271 rushing yards against the Tigers in 2015. He put the Crimson Tide on his back by carrying the ball a school-record 46 times. His 271 rushing yards were 11 more yards than Auburn had in total offense (260). He ended the game with 14 consecutive rushes to run out the clock.
- His late grandmother, Gladys Henry, helped raise him and played a key inspirational role in his development. In 2018, he fulfilled a promise to her and graduated from Alabama with his bachelor's degree. He has a portrait tattoo of her on his chest.
- Gladys Henry nicknamed him "Shocka" as a baby because he "shocked the whole family" when he was born.
- Henry has been growing out his hair since he was in elementary school.

CAREER TRANSACTIONS:

- The Yulee, Fla., native was selected by the Titans in the second round (45th overall) the 2016 NFL Draft.

SEASON RECAPS:

2021 (7/7): Leads the NFL with 869 rushing yards, 1,023 yards from scrimmage, 10 touchdowns and 52 total first downs. Tied for second on the team with 18 receptions. Has 28 career 100-yard rushing performances (including the playoffs), including five in 2021 (at SEA, vs. IND, at NYJ, at JAX, vs. BUF). Henry joined Eddie George (10,009), Earl Campbell (8,574)

and Chris Johnson (7,965) as the only players in franchise history to reach 6,000 career rushing yards. Has led the team in rushing yards seven times in 2021 (vs. ARI, at SEA, vs. IND, at NYJ, at JAX, vs. BUF, vs. KC). Has tied for the team lead in receptions once in 2021 (at SEA). Ranks second in franchise history with 65 career rushing touchdowns.

- Against Arizona (9/12), carried the ball 17 times for 58 yards and hauled in three passes for 19 yards.
- At Seattle (9/19), named AFC Offensive Player of the Week after leading the team with 182 rushing yards on a career-high 35 carries with three touchdowns. Snared a career-best six receptions for 55 yards. Kept the Titans' first touchdown drive alive with a four-yard run on third-and-one in the third quarter. Became the fourth player in NFL history with 10 career games with at least 150 rushing yards and two rushing touchdowns, joining Jim Brown (13), LaDainian Tomlinson (12) and Barry Sanders (10). Cut the Seahawks' lead to 24-16 with a nine-yard touchdown run in the third stanza. On his first touchdown of the day, he passed Chris Johnson (58) for third place on the team's all-time touchdowns list. Rumbled for a 60-yard touchdown run down the left sideline early in the fourth quarter. Converted a key third-and-one late in the fourth quarter with a four-yard run down to the Seahawks' one-yard line. Tied the score at 30-30 with a one-yard touchdown plunge with 29 seconds remaining in regulation. Rushed four times for 21 yards during the game-winning scoring drive in overtime.
- Against Indianapolis (9/26), led the team with 113 rushing yards on 28 carries. Snared three receptions for 31 yards. Extended the Titans' second touchdown drive with an eight-yard run on third-and-one in the second quarter. Made it a two-possession game at 22-13 with a two-point conversion run in the fourth quarter.
- At N.Y. Jets (10/3), led the team with 157 rushing yards on 33 carries with a score. Became the third player in NFL history with at least 150 rushing yards in three consecutive road games, joining Earl Campbell and O.J. Simpson. Hauled in two passes for 20 yards out of the backfield. Rushed four times for 50 yards during the Titans' initial touchdown drive. Gave the Titans a 17-10 lead with a one-yard touchdown plunge early in the fourth quarter.
- At Jacksonville (10/10), led the team with 130 rushing yards on 29 carries with three rushing scores. Increased the Titans' lead to 14-6 with a one-yard touchdown plunge on the first play of the second quarter. Made the score 31-13 with a nine-yard touchdown run in the third stanza. Sealed the victory with a 10-yard touchdown jaunt late in the fourth quarter. With his first rushing touchdown of the day, he became the third player in franchise history to reach 60 rushing touchdowns, joining Earl Campbell (73) and Eddie George (64).
- Against Buffalo (10/18), named AFC Offensive Player of the Week for the second time in 2021. Carried the ball 20 times for a team-best 143 rushing yards with three rushing scores, while setting a career-best with his fifth consecutive 100-yard rushing performance. Joined Eric Dickerson as the NFL's only players since 1960 with 750 rushing yards and 10 rushing touchdowns in the first six games of a season. Hauled in two passes for 13 yards. Gave the Titans a 7-6 lead with a 76-yard touchdown run up the middle in the second quarter. It was the third-longest touchdown run of his career. The run was his fourth career rushing touchdown of at least 75 yards and his fifth overall touchdown of at least 75 yards (one receiving). Helped the Titans re-gain the lead with a three-yard touchdown rumble off left tackle in the third quarter. Scored the eventual game-winning touchdown on a 13-yard blast off left tackle in the fourth quarter. Passed Eddie George (64) for second place on the franchise rushing touchdowns list.
- Against Kansas City (10/24), led the team with 86 rushing yards on 29 carries. Threw his first career regular season touchdown pass. Hauled in two receptions for 16 yards. Gave the Titans an early 7-0 lead with a five-yard touchdown pass to MyCole Pruitt in the first quarter. Extended the Titans' final scoring drive with a four-yard run on third-and-one late in the second quarter.

2020 (16/16, 1/1): Named NFL Offensive Player of the Year, selected Associated Press first-team All-Pro and named to his second career Pro Bowl. Name NFL's FedEx Ground Player of the Year for the second consecutive season. Started all 16 games and led the NFL with a franchise-record 2,027 rushing yards becoming the eighth player in NFL history to eclipse 2,000 rushing yards in a season. Became the first player since LaDainian Tomlinson (2006-07) to lead the NFL in rushing yards in consecutive seasons. Became the fifth all-time NFL player to lead the NFL in rushing yards, attempts and rushing touchdowns in consecutive seasons and the first since 1967-68. Led the NFL with 2,141 yards from scrimmage which ranks second in franchise history. Led the NFL with a

career-high 17 rushing touchdowns. Started the postseason contest and rushed 18 times for 40 yards with three receptions for 11 yards. Led the team in rushing yards 17 times in 2020 (at DEN, vs. JAX, at MIN, vs. BUF, vs. HOU, vs. PIT, at CIN, vs. CHI, vs. IND, at BAL, at IND, vs. CLE, at JAX, vs. DET, at GB, at HOU, vs. BAL). Named AFC Offensive Player of the Month for October after averaging a league-high 114.7 rushing yards per game, totaling an AFC-high 344 yards on 61 attempts and scoring an NFL-best five rushing touchdowns. Became the third player in franchise history to rush for 1,200 yards and 10 touchdowns in at least two consecutive seasons. Passed Lorenzo White (4,079 career rushing yards) for fourth place on the franchise's all-time rushing list at Minnesota (9/27/20). Became the fourth player in franchise history to hit 40 career rushing touchdowns at Minnesota (9/27/20). Registered his 50th career touchdown (rushing and receiving) at Baltimore (11/22/20), becoming the fifth player in franchise history to score at least 50 career touchdowns of any kind. Became the first player in NFL history with multiple game-winning overtime touchdowns in a single season (vs. HOU, at BAL). Went over the 5,000-yard career rushing mark and became the fourth player in franchise history to reach the plateau at Indianapolis (11/29/20). Logged his fourth career game with at least 200 rushing yards and two touchdowns at Jacksonville (12/13/20), becoming the NFL's first player to record four such performances, breaking Jim Brown's NFL record of three games that was later matched by Barry Sanders and LaDainian Tomlinson. Became the NFL's fifth player to rush for at least 175 and two touchdowns three times in a season, joining Baltimore's Jamal Lewis (2003), the New York Giants' Joe Morris (1986), San Diego's LaDainian Tomlinson (2006) and Miami's Ricky Williams (2002).

- At Denver (9/14), led the team with 116 rushing yards on 31 carries. Caught three passes for 15 yards out of the backfield. Became the third player in franchise history to record 10 consecutive regular season games with at least 80 scrimmage yards. Extended the Titans' initial scoring drive with an 11-yard rush on third-and-one in the second quarter.
- Against Jacksonville (9/20), rushed 25 times for 84 yards. Became the second player in franchise history to record 11 consecutive regular season games with at least 80 scrimmage yards. Extended the Titans' third touchdown drive with a seven-yard run on third-and-three in the second quarter.
- At Minnesota (9/27), rushed 26 times for 119 yards with two touchdowns. Snared two passes for 11 yards. Extended the Titans' scoring drive in the second quarter with a one-yard rush on fourth-and-one. Cut the Vikings' lead to 24-19 with a one-yard touchdown plunge in the third quarter. Gave the Titans a 25-24 lead with a one-yard touchdown rumble late in the third stanza.
- Against Buffalo (10/13), started at running back and carried the ball 19 times for 57 yards with two touchdowns. It was his 10th career game with at least two rushing touchdowns. Caught one pass for six yards. Gave the Titans a 14-7 advantage with a one-yard touchdown plunge on the third play of the second quarter. Increased the Titans lead to 35-16 with a nine-yard touchdown jaunt off right end in the final quarter.
- Against Houston (10/18), named AFC Offensive Player of the Week after recording 22 carries for a team-best 212 yards and two touchdowns, recording his third career 200-yard rushing game. His 212 rushing yards rank fifth in franchise history, and he now owns three of the top six single-game rushing performances in team annals. Kickstarted the Titans' second touchdown drive with a 34-yard run up the middle in the first quarter. Extended the Titans' second touchdown drive with a two-yard rumble on third-and-one in the opening quarter. Allowed the Titans to regain the lead with a 94-yard touchdown run in the fourth quarter. Became the fifth NFL player to record two career rushing touchdowns of 90 or more yards. Kickstarted the Titans' game-winning drive with a 53-yard catch-and-run down the right sideline in overtime. Sealed the 42-36 victory with a game-winning five-yard touchdown run out the Wildcat formation in overtime.
- Against Pittsburgh (10/25), started at running back and rushed 20 times for 75 yards with a score. Caught two passes out of the backfield. Cut the Steelers lead to 27-24 with a one-yard touchdown plunge in the fourth quarter.
- At Cincinnati (11/1), led the team with 112 rushing yards on 18 carries with a score. Rushed seven times for 46 yards during the Titans' initial scoring drive in the second quarter. Extended the Titans initial touchdown drive with a four-yard run on third-and-one. Cut the Bengals' lead to 10-7 with a three-yard touchdown jaunt off right guard in the second quarter. Kept the Titans' second touchdown drive alive with a seven-yard run on third-and-one in the fourth quarter.
- Against Chicago (11/8), rushed 21 times for a team-high 68 yards. Extended the Titans' first touchdown drive with a two-yard run on third-and-

two in the second quarter. Kickstarted the Titans' final touchdown drive with a 26-yard jaunt off right end in the fourth quarter.

- Against Indianapolis (11/12), led the team with 103 rushing yards on 19 carries. Hauled in one pass for six yards.
- At Baltimore (11/22), carried the ball 28 times for 133 yards with the game-winning score, his 50th career touchdown. Extended a Titans' scoring drive with a three-yard run on third-and-one late in the second quarter. Ran for a 24-yard gain in the fourth quarter, which put him over the 1,000-yard rushing mark for the third consecutive season. Gave the Titans a 30-24 victory with a 29-yard game-winning, walkoff touchdown run in overtime.
- At Indianapolis (11/29), led the team with 178 rushing yards on 27 carries with three rushing scores. Extended his streak to eight consecutive regular season road games with at least 100 rushing yards. Registered his third career game with at least three rushing touchdowns. Caught two passes for seven yards. Gave the Titans an early 7-0 lead by taking a sweep lateral and sprinting 12 yards for the opening touchdown. Increased the Titans lead to 21-14 with a one-yard touchdown run off right end in the second quarter. On his second touchdown of the day, he passed Charlie Hennigan (51) for fourth place on the franchise's all-time touchdowns list. Kickstarted the Titans' fourth touchdown drive with a 31-yard jaunt off right tackle in the second stanza. Slashed his way to an 11-yard touchdown run and a 28-14 lead with less than two minutes remaining in the first half.
- At Jacksonville (12/13), carried the ball 26 times for 215 yards (8.3 avg.) with two touchdowns. Logged his fourth career game with at least 200 rushing yards and two touchdowns, becoming the NFL's first player to record four such performances, breaking Jim Brown's NFL record of three games that was later matched by Barry Sanders and LaDainian Tomlinson. Registered his ninth consecutive road game with at least 100 rushing yards. Caught two passes for seven yards out of the backfield. Increased the Titans lead to 14-3 with a 36-yard touchdown run up the middle late in the second quarter. Set up the Titans third touchdown of the day with a 47-yard scamper down to the Jaguars' five-yard line early in the third stanza. Gave the Titans a commanding 31-3 advantage with a one-yard touchdown plunge in the third quarter.
- Against Detroit (12/20), rushed 24 times for 147 yards with a touchdown. Caught two passes for five yards. Gave the Titans an early 7-0 lead with a three-yard score off left end for his 15th rushing touchdown of the season. With the touchdown, he joined Terrell Davis (1997-98), Shaun Alexander (2004-05) and Larry Johnson (2005-06) as the only players in NFL history to rush for 1,500 yards and 15 touchdowns in two consecutive seasons. Set up a Titans' touchdown with a 33-yard run down to the Lions' three-yard line on third-and-one on the first play of the fourth quarter. Increased the Titans' lead to 32-18 with a two-point conversion plunge early in the fourth quarter.
- At Green Bay (12/27), rushed 23 times for 98 yards.
- At Houston (1/3), named AFC Offensive Player of the Week after carrying the ball 34 times for a franchise-record 250 rushing yards with two touchdowns in the Titans' division-clinching victory and in the process became the eighth player in NFL history to eclipse 2,000 rushing yards in a season. Became the first player in NFL history with five career games with at least 200 rushing yards and two rushing touchdowns. Gave the Titans a 10-3 lead with a 52-yard touchdown jaunt off right tackle on the first play of the second quarter. Set up the Titans' second touchdown of the afternoon with a 28-yard run to the Texans' one-yard line in the second stanza. Extended the Titans' lead to 24-9 with a six-yard touchdown run off left end in the third quarter. Set up a Titans' touchdown in the third quarter with a 45-yard rumble down the right sideline to the Houston five-yard line in the third quarter.
- Against Baltimore (1/10) in the Wild Card game, rushed 18 times for 40 yards and caught three passes for 11 yards.

2019 (15/15, 3/3): Named the NFL's FedEx Ground Player of the Year. Named second-team All-Pro by the Associated Press. Selected to his first career Pro Bowl. Started 15 games at running back and led the NFL with a career-best 1,540 rushing yards. Led the AFC, ranked third in NFL and led the squad with a career-high 18 total touchdowns. Hauled in 18 receptions for 206 yards with two receiving touchdowns. Ranked second in the AFC and fourth in the NFL with a career-best 1,746 yards from scrimmage. Has posted 24 rushing touchdowns in his past 20 regular season games, which leads the NFL in that time period. Finished with the fourth-best rushing yardage total in franchise history and second in franchise history with 16 rushing touchdowns. Was inactive for one contest. Started all three playoff contests and finished the postseason with 83 rushing attempts for a league-best 446 yards and two touchdowns. His rushing yardage total ranked second in franchise postseason history behind Eddie George's 449

rushing yards during the 1999 playoffs. Hauled in five passes for 21 yards and threw a three-yard touchdown pass. Led the team in rushing yards 17 times in 2019 (at CLE, vs. IND, at ATL, vs. BUF, at DEN, vs. LAC, vs. TB, at CAR, vs. KC, vs. JAX, at IND, at OAK, vs. HOU, at HOU, at NE, at BAL, at KC). Tied for the team lead in receptions once in 2019 (at BAL). With two rushing touchdowns against Kansas City (11/10/19), passed Lorenzo White (29) for fifth place on the franchise's all-time rushing touchdowns list. Became the sixth player in franchise history with at least 12 touchdowns in two or more consecutive seasons. With his 74-yard touchdown run against Jacksonville (11/24/19), he joined Napoleon Kaufman (1997-1999) and Robert Smith (1997-2000) as the only players in NFL history to record a rushing touchdown of at least 70 yards in three consecutive seasons. Passed Steve McNair (3,439 career rushing yards) for sixth place on the team's all-time rushing list and later passed Hoyle Granger (3,514) for fifth place on the team's all-time rushing list at Oakland (12/8/19). Set a franchise playoff record with 182 rushing yards at New England (1/4/20) and then reset it with 195 rushing yards at Baltimore (1/11/20).

- At Cleveland (9/8), started at running back and rushed a game-high 19 times for a team-best 84 yards with a touchdown. Snared one reception for a career-best 75-yard touchdown. It was his first career performance with a rushing touchdown and receiving touchdown in a game. Gave the Titans a 10-6 lead with a one-yard touchdown plunge in the second quarter. Answered a Browns touchdown with a 75-yard touchdown reception on a screen to give the Titans a 22-13 lead late in the third quarter.
- Against Indianapolis (9/15), started at running back and led the team with 82 rushing yards on 15 carries with a touchdown. Caught two passes for 12 yards. Gave the Titans a 14-13 lead with a one-yard touchdown plunge in the third stanza.
- At Atlanta (9/29), started at running back and led the team with 100 rushing yards on 27 carries. Hauled in one reception for eight yards out of the backfield.
- Against Buffalo (10/6), started at running back and led the team with 78 rushing yards on 20 carries with a touchdown. Rumbled for 24 yards on a rush off right end late in the first quarter. Evened the score at 7-7 with a one-yard touchdown plunge on third-and-one in the third quarter.
- Against L.A. Chargers (10/20), started at running back and led the team with 90 rushing yards on 22 rushes with a touchdown. Snagged one reception for 18 yards. Extended the Titans' lead to 23-13 with an 11-yard touchdown rumble off left end in the fourth quarter. On an eight-yard run in the fourth quarter, he passed Ronnie Coleman (2,769 career rushing yards) for ninth place on the franchise's all-time rushing list.
- At Carolina (11/3), started at running back and carried the ball 13 times for 63 yards with a touchdown. Snared three passes for 36 yards with a receiving score. During the Titans' initial touchdown drive in the third quarter, rushed seven times for 47 yards and finished the march with an eight-yard touchdown run up the middle. Cut the Panthers' lead to 24-14 with a 23-yard touchdown reception on a screen early in the final quarter.
- Against Kansas City (11/10), started at running back and rushed 23 times for a then-season-best 188 rushing yards with two touchdowns. Caught two passes for three yards. Gave the Titans a 20-19 with a 68-yard touchdown run up the middle in the third quarter. On his 68-yard touchdown, became the ninth player in franchise history to reach 3,000 career rushing yards. Cut the Chiefs' lead to 29-27 with a one-yard touchdown plunge midway through the fourth quarter.
- Against Jacksonville (11/24), started at running back and rushed 19 times for 159 yards with two touchdowns. Caught one pass for 16 yards. Set up the Titans' second touchdown with a pass to Jonnu Smith which drew a 16-yard pass interference penalty in the end zone in the third quarter. Broke the game open with a 74-yard touchdown run down the left sideline in the third quarter. Less than 30 seconds later after a Titans' fumble recovery on the ensuing kickoff, gave the team a commnading 28-3 lead with a seven-yard touchdown plunge.
- At Indianapolis (12/1), started at running back and carried the ball 26 times for 149 yards with a touchdown. Tied for the team lead with three receptions for 17 yards. Posted his third consecutive 100-yard+ rushing performance. Kept the Titans' opening touchdown drive alive with a three-yard run on third-and-one in the first quarter. Kickstarted the Titans' second touchdown march with a 34-yard run off right end in the third stanza. Cut the Colts lead to 17-14 with a 13-yard touchdown jaunt on fourth-and-one in the third quarter.
- At Oakland (12/8), started at running back and posted his fourth consecutive 100-yard rushing performance with a team-best 103 yards on the ground on 18 carries with two rushing scores. Caught one pass for six yards. Extended the Titans' first touchdown drive with a 12-yard rumble on third-and-one in the opening quarter. Evened the score at 7-7

with a 12-yard touchdown run off left end in the opening quarter. Gave the Titans a 28-21 lead with a 10-yard touchdown jaunt up the middle in the third stanza.

- At Houston (12/29), named AFC Offensive Player of the Week. Rushed a season-high 32 times for a season-best 211 yards with three touchdowns to become the NFL's leading rusher in 2019. Carried the ball seven times for 46 yards during the Titans' touchdown march to start the second half. Increased the Titans lead to 21-7 with a three-yard touchdown plunge in the third quarter. Gave the Titans a 28-14 advantage with a one-yard touchdown run early in the final stanza. Sealed the victory and captured the 2019 NFL rushing title with a 53-yard touchdown jaunt late in the fourth quarter.
- At New England (1/4), started at running back and led the team with a then franchise playoff record 182 rushing yards on 34 carries with a touchdown. Snared a 22-yard reception out of the backfield. Rushed for the second-most yards on the road in an NFL playoff game since 1950. Fueled the Titans' opening touchdown march with seven carries for 49 yards. Kickstarted the Titans' second touchdown drive with a 29-yard jaunt off right tackle in the second quarter. Set up the Titans' second touchdown with a 22-yard catch on a screen down to the Patriots' one-yard line late in the second quarter. Gave the Titans a 14-13 lead with a one-yard touchdown plunge late in the second stanza. Accounted for all 75 yards during the Titans' second touchdown drive.
- At Baltimore (1/11), started at running back. Collected a franchise postseason record 195 rushing yards on 30 carries and threw his first career touchdown pass. Tied for the team lead with two catches for seven yards. Set up the Titans' third touchdown of the afternoon with a 66-yard jaunt up the middle to the Ravens' six-yard line in the third quarter. Extended the Titans lead to 21-6 with a three-yard touchdown pass to Corey Davis out of the wildcat formation midway through the third stanza.
- At Kansas City (1/19), started at running back and rushed 19 times for 69 yards with a touchdown. Hauled in two passes for minus-eight yards. Gave the Titans a 10-0 lead with a four-yard touchdown run on a direct snap in the first quarter. Extended the Titans' second touchdown drive with a three-yard run on third-and-one in the second stanza.

2018 (16/12): Named to the PFWA's All-AFC team. Played in all 16 games with 12 starts at running back. Led the team and tied for the AFC lead with a then career-best 12 rushing touchdowns. Led the team and ranked second in the AFC with a then career-high 1,059 rushing yards on 215 carries. Hauled in 15 receptions for 99 yards. Completed two of three passes for 14 yards. Set a franchise record with 238 rushing yards and tied a franchise mark with four rushing touchdowns, including an NFL-record-tying 99-yard rushing score against Jacksonville (12/6/18). Led the team in rushing yards eight times in 2018 (vs. HOU, at JAX, at BUF, vs. NE, at IND, vs. JAX, at NYG, vs. WAS). Named AFC Offensive Player of the Week after collecting a franchise-best 238 rushing yards with a franchise-tying four rushing touchdowns against Jacksonville (12/6/18). Named AFC Offensive Player of the Month for December 2018 after registering 97 carries for 625 yards and eight touchdowns. Henry authored one of only four calendar months for the franchise since 1970 in which a player rushed for at least 600 yards.

- Against Houston (9/16), started at running back and led the team with 18 carries and 56 rushing yards. Posted his first career completion with a toss to Taywan Taylor for eight yards on a play out of the Wildcat formation. Extended the Titans' second scoring drive with a five-yard jaunt out of the Wildcat on third-and-one in the first quarter.
- At Los Angeles Chargers in London (10/21), started at running back and carried the ball 12 times for 33 yards with a touchdown. Snared two receptions for 32 yards out of the backfield. Ignited the Titans' second scoring drive with a 21-yard catch in the second stanza. Cut the Chargers' lead to 17-13 with a one-yard touchdown plunge with 9:43 left to play in the third quarter. Kept the Titans' final touchdown drive alive with a three-yard run on third-and-one in the fourth quarter.
- Against New England (11/11), started at running back and led the team with 58 rushing yards on 11 carries with a then career-high-tying two rushing scores. Extended the Titans lead to 24-10 with a one-yard touchdown plunge late in the second quarter. Sealed the Titans' victory with a 10-yard touchdown run out of the Wildcat to make the score 34-10 in the fourth quarter.
- Against Jacksonville (12/6), named AFC Offensive Player of the Week after rushing 17 times for a franchise-best 238 rushing yards with a franchise-tying four rushing touchdowns. His 238 rushing yards set a new franchise record, breaking Chris Johnson's mark of 228 yards against the Jaguars on Nov. 1, 2009. Became the seventh NFL player since the

1970 AFL-NFL merger with at least four rushing touchdowns and at least 200 rushing yards in a game. Matched Johnson as the only players in NFL history with a rushing touchdown of at least 90 yards and a rushing touchdown of at least 50 yards in the same game. Gave the Titans an early 7-0 lead with a three-yard touchdown plunge in the first quarter. Gave the Titans a commanding 13-2 lead with an NFL record-tying long 99-yard touchdown jaunt that featured multiple stiff arms in the second quarter. Notched his third rushing touchdown of the evening with a 16-yard rumble up the middle in the third quarter. Tied the franchise record with his fourth rushing score on a 54-yard sprint down the right sideline in the third stanza. With his four touchdowns in the game, he set a new career high with nine rushing touchdowns on the season.

- At N.Y. Giants (12/16), started at running back and posted a career-high 33 rushes for 170 yards and two touchdowns. Grabbed one reception out of the backfield. Recorded a team-best 10 first downs. Gave the Titans an early 7-0 lead with a one-yard touchdown plunge on fourth-and-goal in the first stanza. On a 22-yard run in the second quarter, surpassed 2,000 career rushing yards. Increased the Titans lead to 14-0 with his second one-yard touchdown run of the afternoon with 2:20 left to play in the third quarter.

- Against Washington (12/22), started at running back and rushed 21 times for 84 yards with a touchdown. Caught one pass for eight yards. Gave the Titans an early 6-3 lead with a one-yard touchdown plunge in the first quarter. Set up the Titans' game-winning touchdown with an 18-yard rumble down to the Redskins' two-yard line in the final stanza.

- Against Indianapolis (12/30), started at running back and led the team with 93 rushing yards on 16 carries. Hauled in one reception for 13 yards. Set up a Titans' touchdown by rumbling 33 yards to the Colts' 22-yard line late in the third quarter.

2017 (16/2, 2/2): Saw action in all 16 games with two starts at running back and led the team with a career-best 744 rushing yards on 176 carries. Tied for second on the squad with five rushing touchdowns. Caught 11 passes for 136 yards with a touchdown. Started his first two career postseason contests and led the squad with 184 rushing yards on 35 carries with a touchdown. Recorded five catches for 56 yards. Led the team in rushing yards eight times in 2017 (at JAX, vs. IND, vs. BAL, vs. CIN, at PIT, at IND, vs. HOU, at KC). Had three 100-yard rushing performances (including the playoffs) in 2017 (vs. IND, vs. HOU, at KC). Collected a career-best 131 rushing yards against Indianapolis (10/16/17). Set a new single-game postseason franchise record with 191 scrimmage yards at Kansas City (1/6/18), breaking a 57-year-old record.

- At Jacksonville (9/17), saw action as a reserve at running back and led the team with a then career-best 92 rushing yards on 14 carries with a touchdown. Posted 87 of his rushing yards in the second half. Kept the Titans' second scoring drive alive with a two-yard run on third-and-one in the second quarter. Gave the Titans a 16-3 lead with a punishing 17-yard touchdown run up the middle with 6:36 left to play in the third quarter. Extended the Titans' final touchdown drive with a three-yard plunge on third-and-one in the final quarter.

- Against Indianapolis (10/16), saw action as a reserve at running back and led the team with a career-best 131 rushing yards on a career-high 19 rushes with a touchdown. Caught one pass for 14 yards out of the backfield. Sealed the Titans' win with a 72-yard touchdown rumble down the left sideline on third-and-five with 47 second left to play in the game.

- Against Baltimore (11/5), played as a reserve at running back and led the team with 26 rushing yards on eight carries including a touchdown. Caught two passes for 10 yards. Increased the Titans lead to 16-6 with a one-yard touchdown run on third-and-one in the second quarter. Extended the Titans' game-winning touchdown drive with a six-yard catch on third-and-three in the fourth quarter.

- At Indianapolis (11/26), saw action as a reserve at running back and led the team with 79 rushing yards on 13 carries. Hauled in one reception for 10 yards out of the backfield. During the team's game-winning drive in the fourth quarter, posted five carries for 42 yards and one reception for 10 yards. Helped seal the game with a 16-yard run on the first play after the two-minute warning.

- Against Houston (12/3), played as a reserve at running back and led the team with 109 rushing yards on 11 carries with a score. Set up the Titans' first touchdown with a 24-yard rumble down to the Texans' nine-yard line. Extended the Titans' second touchdown drive with a three-yard run on fourth-and-one late in the third quarter. Clinched the victory with a 75-yard touchdown run on third-and-five late in the fourth quarter.

- At Arizona (12/10), started at running back as the team opened in a two-back set and rushed eight times for 20 yards with a touchdown. Gave

the Titans a 7-0 lead with a six-yard touchdown run off left end with 7:16 remaining in the first half.

- Against Jacksonville (12/31), started at running back and carried the ball a career-high 28 times for 51 yards. Led the team with 66 receiving yards and a touchdown. Gave the Titans a 6-0 lead with a 66-yard touchdown catch on a screen pass early in the second quarter.

- At Kansas City (1/6), started at running back and led the team with 156 rushing yards on 23 carries with a touchdown in his first career postseason game. Caught two passes for 35 yards out of the backfield. His 191 scrimmage yards set a new single-game postseason record for the franchise, breaking a 57-year-old record. Cut the Chiefs' lead to 21-16 with a 35-yard touchdown jaunt with 14:08 left to play in the game. Sealed the victory with a 22-yard rumble for a first down on third-and-10 with 1:53 remaining in the game.

2016 (15/2): Played in 15 games with two starts at running back as a rookie and ranked second on the team with 490 rushing yards on 110 carries with five touchdowns. Became the third rookie for the franchise in the "Titans era" to score at least five touchdowns in a season. Hauled in 13 receptions for 137 yards. Did not play in one contest after suffering an injury in pregame warmups. Led the team in rushing yards twice (at CHI, vs. HOU). Tied for the team lead in receptions once (vs. JAX). Appeared in his first career NFL game and started at running back against Minnesota (9/11/16). Posted his first career touchdown against Jacksonville (10/27/16).

- Against Minnesota (9/11), made his NFL debut and started in a two-running back set. Carried the ball five times for three yards and caught two passes for 41 yards. Set up the Titans' opening field goal by hauling in his first career catch and reversing field for a 29-yard gain in the first quarter.

- At Detroit (9/18), played as a reserve at running back and rushed nine times for 40 yards. Caught one pass for nine yards. Extended the Titans' first scoring drive with a five-yard jaunt on third-and-one late in the opening stanza.

- At Miami (10/9), started at running back as the team opened the game in a two-running back set. Rushed seven times for 54 yards with a long rush of 22 yards. Set up the Titans' second touchdown with a 22-yard dash up the middle in the second quarter.

- Against Jacksonville (10/27), played significant snaps as a reserve at running back and rushed 16 times for 60 yards with his first career touchdown. Tied for the team lead with four receptions for 37 yards. Increased the Titans lead to 17-0 with his first career rushing touchdown on a six-yard run off right end in the second quarter. Kept the Titans' final scoring drive alive with a two-yard rumble on third-and-one on the first play of the fourth quarter.

- At San Diego (11/6), did not play after being injured in pregame warmups.

- At Chicago (11/27), played as a reserve at running back and led the team with 60 rushing yards on eight carries with a touchdown. Evened the score at 7-7 with an 11-yard touchdown run off left tackle with four seconds left to play in the first quarter.

- At Kansas City (12/18), played as a reserve at running back and carried the ball nine times for 58 yards with two touchdowns. Carried the ball five times for 41 yards during the Titans' initial touchdown drive that was punctuated by his four-yard touchdown run with 11:58 left to play in the second quarter. Cut the Chiefs' lead to 17-16 with his second touchdown of the afternoon, a one-yard jaunt, with 3:12 left to play in the fourth quarter.

- Against Houston (1/1), played as a reserve at running back and led the team with a career-best 65 rushing yards on 15 carries with a touchdown. Caught one pass for three yards. Kept the Titans' final touchdown drive alive with a 14-yard run on third-and-one in the third quarter. Gave the Titans a 21-7 advantage with a two-yard touchdown jaunt with 4:44 left to play in the third stanza.

COLLEGE:

- In three seasons at Alabama (2013-15), Henry played in 39 games and totaled 602 carries for a school-record 3,591 yards and 42 rushing touchdowns and added 285 yards on 17 career receptions with three receiving scores. Henry won numerous awards including the Heisman Trophy, the Doak Walker Award, Walter Camp Award, and Maxwell Award. During Alabama's victory over Clemson in the 2016 College Football Playoff National Championship, he broke Shaun Alexander's record for most career rushing yards in Alabama history.

- As a junior (2015), claimed the Crimson Tide's second Heisman Trophy and led his team to the College Football Playoff National Championship. Also won the Doak Walker and Maxwell Award and was selected as the Walter Camp Player of the Year. Named a unanimous first team

All-American and first team All-SEC by the league's coaches and the Associated Press. Selected as the SEC Offensive Player of the Year by both outlets. Rushed for a school- and Southeastern Conference record 2,219 yards, which led the nation and was the fifth most in a single-season by an FBS player in college football history. Averaged 147.9 yards per game, which was second in the country. His 28 rushing touchdowns were a national best and an SEC record, snapping Tim Tebow and Tre Mason's old mark of 23. Led the SEC in rushing in conference games with a 179.2 yards per game average, including 13 touchdowns. Had multiple rushing touchdowns in nine games and set the Alabama single-season record with 10 100-yard rushing games and four 200-yard games, which broke Bobby Humphrey's school record (3) set in 1986. Only the third running back in SEC history (Herschel Walker and Bo Jackson) to have four 200-yard games in a single season. Set the school record with 11 consecutive games with a rushing touchdown and finished his career 20 straight, which was the most in the SEC history. Caught 11 passes for 91 yards. Accounted for a team-high 109 first down rushes on a school-record 395 carries. Was a five-time SEC Offensive Player of the Week (Wisconsin, Georgia, Texas A&M, Mississippi State and Auburn).

- At Auburn (11/28/15), produced a Heisman-worthy performance as he rushed his way past the Tigers on the Plains to the tune of a career-high 271 yards on the ground on a school-record 46 carries. Scored a touchdown on his 46th and final carry on a 25-yard jaunt that capped 14 straight rushes to end the game. Earned Walter Camp National Player of the Week honors and SEC Player of the Week accolades.
- Against Clemson (1/11/16), rushed for 158 yards and three touchdowns as the Crimson Tide claimed a 45-40 victory to win the national championship. Carried 36 times, including a 50-yard touchdown scamper in the first quarter and then sealed the win with a one-yard plunge with 1:07 remaining in the game.
- As a sophomore (2014), finished the year with 990 rushing yards on 172 carries with 11 rushing touchdowns. Had five receptions for 133 yards and two receiving touchdowns. Played in all 14 games with two starts and had 21 explosive rushes of 12 yards or more while converting 47 first downs, including four on third down. Three of his five receptions were explosive, taking screen passes 29, 41 and 52 yards.
- As a freshman (2013), as a true freshman saw action in 12 games and totaled 382 rushing yards on 35 carries for a 10.9 yards per carry average. Rushed 10 times (28.6 percent) for 12 yards or more while converting 17 first downs. Took his one pass reception to the end zone for a 61-yard catch and run in the Sugar Bowl. Contributed three tackles on special teams. Registered two 100-yard game (111 vs. Arkansas and 100 vs. Oklahoma).
- Graduated from Alabama in May 2018 with a degree in communications.

PERSONAL:

- Attended Yulee (Fla.) High School, where he was five-star prospect that was listed as the nation's No. 1 athlete and No. 4 running back prospect.
- Was a member of the 2012 All-USA Football Team, chosen by USA Today and also was named the 2012 Maxwell Football Club National High School Player of the Year.
- Broke Ken Hall's 51-year-old national high school rushing record with 12,124 yards after rushing for 4,261 yards as a senior in 2012. Was a Parade Magazine All-American and the publication's National Player of the Year.
- Played for the East squad in the U.S. Army All-American Bowl, rushing for 53 yards with a touchdown and a two-point conversion.
- Named MaxPreps National Player of the Year and first-team All-American

after finishing his high school career with 153 rushing touchdowns, which ranks fifth all time, including 55 scores in 2012.

- Set the Florida high school record with a 510-yard performance against Jacksonville Jackson and averaged 9.2 yards per carry and 327.8 yards per game as a senior.
- Named 2012 first-team All-State selection by the Associated Press and was the Player of the Year on the All-First Coast team.
- Named the 2012 Columbus (Ohio) Touchdown Club National High School Player of the Year as a senior.
- As a junior (2011), rushed for 2,610 yards and 34 scores to earn first-team All-Coast honors from the Florida Times-Union.
- As a sophomore (2010) was named first-team All-Coast running back after rushing for 2,788 yards and 38 touchdowns while averaging 8.9 yards per attempt.
- As a freshman (2009), rushed for 2,465 yards and 26 scores.
- Also played basketball and ran track (100, 400, 4x100, 4x400) in high school.
- As a standout track & field athlete, he competed as a sprinter and posted a personal-best time of 11.11 seconds in the 100-meter dash at the 2011 FHSAA 2A District 3 Championships, where he placed seventh.
- List of favorites: (movie) "Remember the Titans"; (musician) Kevin Gates; (place to get away) anywhere with his family; (food) wings; (athletes as a child) LaDainian Tomlinson and Eddie George; (sports teams as a child) New York Yankees, Los Angeles Lakers.
- Follow Henry on Twitter at @kinghenry_2.
- Follow Henry on Instagram at @last_king_2.
- Born Derrick Lamar Henry, Jr. on Jan. 4, 1994 in Yulee, Fla.

DERRICK HENRY'S NFL STATISTICS

REGULAR SEASON

Year	Team	REGULAR SEASON		RUSHING					RECEIVING				
		GP	GS	Att	Yds	Avg	Lg	TD	No	Yds	Avg	Lg	TD
2016	Tennessee	15	2	110	490	4.5	22	5	13	137	10.5	29	0
2017	Tennessee	16	2	176	744	4.2	75t	5	11	136	12.4	66t	1
2018	Tennessee	16	12	215	1,059	4.9	99t	12	15	99	6.6	21	0
2019	Tennessee	15	15	303	1,540	5.1	74t	16	18	206	11.4	75t	2
2020	Tennessee	16	16	378	2,027	5.4	94t	17	19	114	6.0	53	0
2021	Tennessee	7	7	191	869	4.5	76t	10	18	154	8.6	16	0
NFL Totals		85	54	1,373	6,729	4.9	99t	65	94	846	9.0	75t	3

PLAYOFFS

Year	Team	PLAYOFFS		RUSHING					RECEIVING				
		GP	GS	Att	Yds	Avg	Lg	TD	No	Yds	Avg	Lg	TD
2017	Tennessee	2	2	35	184	5.3	35t	1	5	56	11.2	29	0
2019	Tennessee	3	3	83	446	5.4	66	2	5	21	4.2	22	0
2020	Tennessee	1	1	18	40	2.2	8	0	3	11	3.7	7	0
NFL Totals		6	6	136	670	4.9	66	3	13	88	6.8	29	0

Single-Game Highs

Rushes - **35 at Seattle (9/19/21)**
 Rushing Yards - 250 at Houston (1/3/21)
 Long Rush - 99t vs. Jacksonville (12/6/18)
 Touchdowns - 4 vs. Jacksonville (12/6/18)
 Receptions - **6 at Seattle (9/19/21)**
 Receiving Yards - 75 at Cleveland (9/8/19)
 Long Reception - 75t at Cleveland (9/8/19)
 Touchdowns - 1 (Three times, last at Carolina 11/3/19)

Additional Statistics

Pass Attempts - 2 for 3 for 14 yards (2018); **1 for 1 for 5-yard touchdown (2021)**
 Tackles - 4 (2018), 1 (2019)
 Two-Point Conversions - 1 run (2020), **1 run (2021)**
 Fumble Recoveries - 1 (2020)

Playoff Single-Game Highs

Rushes - 34 at New England (1/4/20)
 Rushing Yards - 195 at Baltimore (1/11/20)
 Long Rush - 66 at Baltimore (1/11/20)
 Touchdowns - 1 (Three times, last at Kansas City 1/19/20)
 Receptions - 3 (Twice, last vs. Baltimore 1/10/21)
 Receiving Yards - 35 at Kansas City (1/6/18)
 Long Reception - 29 at Kansas City (1/6/18)

Additional Playoff Statistics

Pass Attempts - 1 for 1 for 3-yard touchdown at Baltimore (1/11/20)
 Fumble Recoveries - 1 (2019)



37 AMANI HOOKER

DEFENSIVE BACK • 5'11" • 210 LBS • COLLEGE: IOWA
ACQUIRED: 4TH ROUND - 2019 • NFL EXPERIENCE (NFL/TITANS): 3/3
HOMETOWN: MINNEAPOLIS, MINN.
GAMES PLAYED/GAMES STARTED: 34/5 (PLAYOFFS: 4/0)

PRO: The Titans traded up to select Amani Hooker with the 116th overall pick in the fourth round of the 2019 NFL Draft. The 5-foot-11-inch, 210-pound defender was coveted for his versatility, having played safety, and a hybrid linebacker/cornerback position at Iowa. Hooker made a huge impact for the Titans secondary in his second pro campaign in 2020, appearing in all 16 games and tying for the team lead with four interceptions. As a rookie in 2019, he played in all 16 games and collected 13 tackles, while ranking third on the team with eight special teams tackles.

CAREER HIGHLIGHTS:

- In 2020, Hooker tied for the team lead with four interceptions while posting 44 tackles and eight passes defended.
- In 2019, Hooker played as a reserve safety in all 16 games as a rookie and collected 13 tackles while ranking third on the team with eight special teams tackles.
- As a junior in 2018, Hooker received the Tatum-Woodson award given to the best defensive back in the Big Ten.

TITANS TIDBITS:

- Hooker was named a finalist for Minnesota's Mr. Football in 2015. Yet he had just two FBS scholarship offers. When the in-state university showed hesitancy after multiple workouts, Hooker knew he belonged at Iowa saying, "love who loves me."
- In February 2019, Hooker helped crowdfund about \$1,200 for the Park Center high school football program through a Pledge-It campaign raising a dollar amount for every inch of his vertical jump at the NFL Scouting Combine. His 37-inch jump ranked fifth among safeties and equaled money for better equipment at his alma mater.
- Amani's brother, Quinton, played basketball for North Dakota and helped take the team to the NCAA tournament his senior year. Quinton was Minnesota's Mr. Basketball in high school and currently plays basketball professionally in France.

CAREER TRANSACTIONS:

- The Minneapolis, Minn., native was selected by the Titans in the fourth round (116th overall) of the 2019 NFL Draft.

SEASON RECAPS:

2021 (2/2): Placed on injured reserve on Sept. 15. Activated from injured reserve designated to return on Oct. 18.

- Against Arizona (9/12), started at safety and collected six tackles before leaving the game late in the second quarter with an injury. Hauled in a six-yard pass from Matthias Farley on a fake punt late in the first quarter.
- Against Buffalo (10/18), returned to the lineup as a starter at safety and registered a career-best nine tackles with a forced fumble. Forced a Zack Moss fumble that landed out of bounds in the opening quarter.
- Against Kansas City (10/24), was inactive.

2020 (16/3, 1/0): Played in all 16 games with three starts at safety and tied for the team lead with four interceptions. Collected 44 tackles, a stop for loss and eight passes defended. Ranked fourth on the team with seven special teams tackles. Played as a reserve in the postseason contest. Tied for the team lead in passes defended twice at 2020 (at BAL, at HOU). Tied for the team lead in special teams tackles once in 2020 (at HOU). Collected his first career interception at Minnesota (9/27/20). Made his first career NFL start at Baltimore (11/22/20).

- Against Jacksonville (9/20), played as a reserve at safety and posted two tackles and a pass defended. Broke up a deep pass intended for Collin

Johnson in the end zone late in the second quarter.

- At Minnesota (9/27), saw action as a reserve at safety and registered a tackle and his first career interception. Sealed the victory by intercepting a deep pass intended for Adam Thielen that was originally deflected by Kevin Byard late in the fourth quarter.
- Against Pittsburgh (10/25), played as a reserve at safety and registered three tackles and two passes defended, including an interception. Notched a special teams tackle on coverage units. Broke up a pass intended for James Conner in the second quarter. Intercepted a Ben Roethlisberger pass in the end zone that was initially deflected by Jayon Brown late in the final quarter.
- Against Chicago (11/8), played as a reserve at safety and tallied a career-high seven tackles. Registered two special teams tackles on coverage units. Sealed the victory by recovering an onside kick late in the fourth quarter.
- At Baltimore (11/22), made his first career start at safety and totaled six tackles with an interception and another pass defended. Defended a deep pass intended for Marquise Brown in the end zone in the second quarter. Intercepted Lamar Jackson's deep pass intended for Devin Duvernay late in the third quarter.
- At Jacksonville (12/13), started at safety and notched seven tackles, including a stop for loss. Rushed for a first down on a four-yard carry on a fake punt. Stuffed James Robinson for a one-yard loss on a rush up the middle early in the first quarter.
- At Houston (1/3), saw action as a reserve at safety and notched two tackles and an interception in the Titans' division-clinching victory. Collected a special teams tackle on coverage units. Intercepted a Deshaun Watson pass intended for Brandin Cooks in the first quarter.

2019 (16/0, 3/0): Played as a reserve safety in all 16 games as a rookie and collected 13 tackles. Ranked third on the team with eight special teams tackles. Saw action as a reserve in all three postseason contests and notched three tackles on defense and a special teams stop on coverage units. Caught one pass for 28 yards on a fake punt. Tied for the team lead in special teams tackles five times in 2019 (at JAX, vs. BUF, vs. TB, at IND, at HOU). Appeared in his first career NFL contest at Cleveland (9/8/19).

- At Cleveland (9/8), made his NFL debut as a reserve at safety and on special teams. Notched a stop on special teams coverage units.
- At Jacksonville (9/19), saw action as a reserve at safety and on special teams. Tied for the team lead with a special teams stop.
- At Atlanta (9/29), played as a reserve at safety and registered four tackles.
- Against Tampa Bay (10/27), saw action as a reserve at safety and tallied a tackle. Notched a special teams tackle on coverage units.
- Against Kansas City (11/10), saw action as a reserve at safety and registered two tackles.
- Against Jacksonville (11/24), played as a reserve at safety and on special teams. Notched two tackles on special teams coverage units.
- At Indianapolis (12/1), saw action as a reserve at safety and posted two tackles. Tied for the team lead with a special teams tackle on coverage units.
- At Oakland (12/8), saw significant action as a reserve at safety and amassed three tackles.
- Against Houston (12/15), played as a reserve at safety and on special teams.
- At Houston (12/29), played as a reserve at safety and on special teams. Tied for the team lead with a special teams stop on coverage units.
- At New England (1/4), saw action as a reserve safety in his postseason debut and posted two tackles.
- At Kansas City (1/19), saw action as a reserve at safety and on special

teams. Posted a special teams tackle on coverage units and hauled in his first career reception on a fake punt. Extended the Titans' final touchdown drive with a 28-yard reception from Brett Kern on a fake punt in the fourth quarter.

COLLEGE:

- During a three-year career at Iowa, played in 36 games with 19 starts and totaled 125 tackles, six interceptions, a sack, 3.5 tackles for loss and nine passes defended. Declared for the NFL Draft following his junior campaign.
- As a junior (2018), named Tatum-Woodson Defensive Back of the Year in the Big Ten. Selected second team All-America by The Associated Press and USA Today and All-Big Ten by league coaches and media. Selected as Roy Carver Most Valuable Player for the Iowa defense. Started all 13 games and shared the team lead with four interceptions and seven pass break-ups, while ranking second with 65 tackles.
- As a sophomore (2017), saw action in 10 games with six starts and recorded 56 tackles, two interceptions with a touchdown return, and two passes defended. Named to Associated Press All-Bowl team following his performance in Pinstripe Bowl win over Boston College.
- As a freshman (2016), saw action in all 13 games, primarily on special teams, recording three solo tackles and one assist.
- Majored in sports and recreation management with a minor in entrepreneurship at Iowa.

PERSONAL:

- Attended Parker Center (Brooklyn Park, Minn.), High School where he played primarily safety and wide receiver, but also lined up as cornerback, running back, quarterback and linebacker.
- As a senior, was selected Conference MVP, named first team All-State and was a finalist for "Mr. Football."
- In his final high school campaign, the team captain set the school record for interceptions in a season (11) and helped team post a 9-3 record, while reaching state playoffs.
- Named second team All-State as a junior and third-team All-State as a sophomore and was selected first team All-Conference for three straight seasons.
- Also played basketball.

- List of favorites: (TV show) "Naruto"; (movies) "Transformers" series; (musician) Drake; (meal) My mom's chicken and rice; (dessert) My mom's brownies or her scotcheroos; (childhood sports team) Miami Heat because of Dwyane Wade and LeBron James; and (hidden talent) Fortnite.
- Follow Hooker on Twitter at @amaniball.
- Follow Hooker on Instagram at @amanihooker27.
- Born Amani Corvelle Hooker on June 14, 1998 in Minneapolis, Minn.

AMANI HOOKER'S GAME-BY-GAME

2019 Tennessee Titans

Date	Opp	W/L	P/S	Tot Solo Asst	Sk - Yds	QBP	TFL	Int- Yds -TD	PD	FF	FR - Yds	SpT
Sept 8	@ Cle	W	p	0 0 0	0.0 0.0	0	0 0	0 0 0 0 0 0	0	0	0 0	1
Sept 15	Ind	L	p	0 0 0	0.0 0.0	0	0 0	0 0 0 0 0 0	0	0	0 0	0
Sept 19	@ Jax	L	p	0 0 0	0.0 0.0	0	0 0	0 0 0 0 0 0	0	0	0 0	1
Sept 29	@ Atl	W	p	4 3 1	0.0 0.0	0	0 0	0 0 0 0 0 0	0	0	0 0	0
Oct 6	Buf	L	p	0 0 0	0.0 0.0	0	0 0	0 0 0 0 0 0	0	0	0 0	1
Oct 13	@ Den	L	p	0 0 0	0.0 0.0	0	0 0	0 0 0 0 0 0	0	0	0 0	0
Oct 20	LAC	W	p	1 1 0	0.0 0.0	0	0 0	0 0 0 0 0 0	0	0	0 0	0
Oct 27	TB	W	p	1 0 1	0.0 0.0	0	0 0	0 0 0 0 0 0	0	0	0 0	1
Nov 3	@ Car	L	p	0 0 0	0.0 0.0	0	0 0	0 0 0 0 0 0	0	0	0 0	0
Nov 10	KC	W	p	2 1 1	0.0 0.0	0	0 0	0 0 0 0 0 0	0	0	0 0	0
Nov 24	Jax	W	p	0 0 0	0.0 0.0	0	0 0	0 0 0 0 0 0	0	0	0 0	2
Dec 1	@ Ind	W	p	2 2 0	0.0 0.0	0	0 0	0 0 0 0 0 0	0	0	0 0	1
Dec 8	@ Oak	W	p	3 1 2	0.0 0.0	0	0 0	0 0 0 0 0 0	0	0	0 0	0
Dec 15	Hou	L	p	0 0 0	0.0 0.0	0	0 0	0 0 0 0 0 0	0	0	0 0	0
Dec 22	NO	L	p	0 0 0	0.0 0.0	0	0 0	0 0 0 0 0 0	0	0	0 0	0
Dec 29	@ Hou	W	p	0 0 0	0.0 0.0	0	0 0	0 0 0 0 0 0	0	0	0 0	1
Totals		9-7	16/0	13 8 5	0.0 0.0	0	0 0	0 0 0 0 0 0	0	0	0 0	8

Playoffs

Jan 4	@ NE	W	p	2 0 2	0.0 0.0	0	0 0	0 0 0 0 0 0	0	0	0 0	0
Jan 11	@ Bal	W	p	1 0 1	0.0 0.0	0	0 0	0 0 0 0 0 0	0	0	0 0	0
Jan 19	@ KC	L	p	0 0 0	0.0 0.0	0	0 0	0 0 0 0 0 0	0	0	0 0	1
Totals		2-1	3/0	3 0 3	0.0 0.0	0	0 0	0 0 0 0 0 0	0	0	0 0	1

2020 Tennessee Titans

Date	Opp	W/L	P/S	Tot Solo Asst	Sk - Yds	QBP	TFL	Int- Yds -TD	PD	FF	FR - Yds	SpT
Sept 14	@ Den	W	p	0 0 0	0.0 0.0	0	0 0	0 0 0 0 0 0	0	0	0 0	1
Sept 20	Jax	W	p	2 2 0	0.0 0.0	0	0 0	0 0 0 0 1 0	0	0	0 0	0
Sept 27	@ Min	W	p	1 1 0	0.0 0.0	0	0 1	3 0 1 0 0 0	0	0	0 0	0
Oct 13	Buf	W	p	2 2 0	0.0 0.0	0	0 0	0 0 0 0 0 0	0	0	0 0	1
Oct 18	Hou	W	p	1 1 0	0.0 0.0	0	0 0	0 0 0 0 0 0	0	0	0 0	0
Oct 25	Pit	L	p	3 2 1	0.0 0.0	0	0 1	0 0 2 0 0 0	0	0	0 0	1
Nov 1	@ Cin	L	p	1 0 1	0.0 0.0	0	0 0	0 0 0 0 0 0	0	0	0 0	1
Nov 8	Chi	W	p	7 5 2	0.0 0.0	0	0 0	0 0 0 0 0 0	0	0	0 0	2
Nov 12	Ind	L	p	1 1 0	0.0 0.0	0	0 0	0 0 0 0 0 0	0	0	0 0	0
Nov 22	@ Bal	W	S	6 3 3	0.0 0.0	0	0 1	6 0 2 0 0 0	0	0	0 0	0

Nov 29	@ Ind	W	p	0 0 0	0.0 0.0	0	0 0	0 0 0 0 0 0	0	0	0 0	0
Dec 6	Cle	L	p	2 1 1	0.0 0.0	0	0 0	0 0 0 0 0 0	0	0	0 0	0
Dec 13	@ Jax	W	S	7 5 2	0.0 0.0	0	0 1	0 0 0 0 0 0	0	0	0 0	0
Dec 20	Det	W	S	7 5 2	0.0 0.0	0	0 0	0 0 0 0 0 0	0	0	0 0	0
Dec 27	@ GB	L	p	2 1 1	0.0 0.0	0	0 0	0 0 0 0 0 0	0	0	0 0	0
Jan 3	@ Hou	W	p	2 1 1	0.0 0.0	0	0 0	1 2 0 1 0 0	0	0	0 0	1
Totals		11-5	16/3	44 30 14	0.0 0.0	0	0 1 4	11 0 8 0 0 0	0	0	0 0	7

Playoffs

Jan 10	Bal	L	p	0 0 0	0.0 0.0	0	0 0	0 0 0 0 0 0	0	0	0 0	0
Totals		0-1	1/0	0 0 0	0.0 0.0	0	0 0	0 0 0 0 0 0	0	0	0 0	0

2021 Tennessee Titans

Date	Opp	W/L	P/S	Tot Solo Asst	Sk - Yds	QBP	TFL	Int- Yds -TD	PD	FF	FR - Yds	SpT
Sept 12	Ari	L	S	6 6 0	0.0 0.0	0	0 0	0 0 0 0 0 0	0	0	0 0	0
Sept 19	@ Sea	W	IR									
Sept 26	Ind	W	IR									
Oct 3	@ NYJ	L	IR									
Oct 10	@ Jax	W	IR									
Oct 18	Buf	W	S	9 6 3	0.0 0.0	0	0 0	0 0 0 0 0 0	1	0	0 0	0
Oct 24	KC	W	IA									
Oct 31	@ Ind											
Nov 7	@ LAR											
Nov 14	NO											
Nov 21	Hou											
Nov 28	@ NE											
Dec 12	Jax											
Dec 19	@ Pit											
Dec 23	SF											
Jan 2	Mia											
Jan 9	@ Hou											
Totals		5-2	2/2	15 12 3	0.0 0.0	0	0 0	0 0 0 0 0 0	1	0	0 0	0

AMANI HOOKER'S NFL STATISTICS

REGULAR SEASON				TACKLES								INTERCEPTIONS					FUMBLES			
Year	Team	GP	GS	Tot	Solo	Asst	Sk	Yds	QBP	TFL	No	Yds	Lg	TD	PD	FF	FR	Yds	SpT	
2019	Tennessee	16	0	13	8	5	0.0	0.0	0	0	0	0	0	0	0	0	0	0	0	8
2020	Tennessee	16	3	44	30	14	0.0	0.0	0	1	4	11	6	0	8	0	0	0	0	7
2021	Tennessee	2	2	15	12	3	0.0	0.0	0	0	0	0	0	0	0	1	0	0	0	0
NFL Totals		34	5	72	50	22	0.0	0.0	0	1	4	11	6	0	8	1	0	0	0	15

PLAYOFFS				TACKLES								INTERCEPTIONS					FUMBLES			
Year	Team	GP	GS	Tot	Solo	Asst	Sk	Yds	QBP	TFL	No	Yds	Lg	TD	PD	FF	FR	Yds	SpT	
2019	Tennessee	3	0	3	0	3	0.0	0.0	0	0	0	0	0	0	0	0	0	0	0	1
2020	Tennessee	1	0	0	0	0	0.0	0.0	0	0	0	0	0	0	0	0	0	0	0	0
NFL Totals		4	0	3	0	3	0.0	0.0	0	0	0	0	0	0	0	0	0	0	0	1

Single-Game Highs

Tackles - **9 vs. Buffalo (10/18/21)**
 Interceptions - 1 (Four times, last at Houston 1/3/21)
 Passes Defensed - 2 (Twice, last at Baltimore 11/22/20)
 Forced Fumble - **1 vs. Buffalo (10/18/21)**
 Special Teams Tackles - 2 (Twice, last vs. Chicago 11/8/20)

Additional Statistics

Rushes - 1 for 4 yards at Jacksonville (12/13/20)
 Receptions - **1 for 6 yards vs. Arizona (9/12/21)**

Playoff Single-Game Highs

Tackles - 2 at New England (1/4/20)
 Special Teams Tackles - 1 at Kansas City (1/19/20)

Additional Playoff Statistics

Receptions - 1 for 28 yards at Kansas City (1/19/20); 1 for 6 yards vs. Arizona (9/12/21)



35 CHRIS JACKSON

DEFENSIVE BACK • 5'10" • 193 LBS • COLLEGE: MARSHALL
ACQUIRED: 7TH ROUND - 2020 • NFL EXPERIENCE (NFL/TITANS): 2/2
HOMETOWN: TALLAHASSEE, FLA.
GAMES PLAYED/GAMES STARTED: 16/4 (PLAYOFFS: 0/0)

PRO: The Titans selected Chris Jackson with the 243rd overall pick in the seventh round of the 2020 NFL Draft. The 5-foot-10 inch, 193-pounder was coveted for his versatility with experience at both corner and safety, as well as for his speed and ball disruption skills. As a rookie in 2020, he started three games with 11 total appearances. The Tallahassee, Fla., native was a four-year starter at Marshall, where his 45 passes defended ranked first in program history.

CAREER HIGHLIGHTS:

- As a rookie in 2020, Jackson registered three starts, including the season opener at Denver. He became the franchise's first rookie drafted in the seventh round or later to start a Week 1 game since Sept. 10, 1989, when Oilers ninth-round rookie tight end Bob Mrosko started at Minnesota. Among all seventh-round picks from the beginning of the seven-round draft era in 1994 through 2020, Jackson was only the third rookie defensive back to start a season opener (Marlon McCree and Jimmy Moreland).
- Jackson earned all-conference recognition each year of his collegiate career: named to the Conference USA first team after recording a team-high 11 passes defended as a senior in 2019, earned second team all-conference honors at defensive back as a junior in 2018, garnered all-conference team honorable mention recognition as a sophomore in 2017, and he was named to the Conference USA All-Freshman team in 2016.

TITANS TIDBITS:

- A two-time state track champion in high school, Jackson runs a 4.47 second 40-yard dash. 'I still work out like a track athlete when I can,' Jackson said. 'I watch it a lot and keep up with it.'
- Jackson lived with and was primarily raised by his paternal grandmother, Delores Madison, after his mother was killed by a home invader when Jackson was 10 years old.
- He has a love of cars that he attributes to his father and uncle, the latter of which does competitive drag racing. Jackson lists his top three cars as a 1969 Camaro, a 1984 Buick Grand National and a Ferrari F40.
- Jackson is a fishing enthusiast. He has spent more time fishing on the Ochlockonee River outside of Tallahassee than anywhere else.

CAREER TRANSACTIONS:

- The Tallahassee, Fla., native was selected by the Titans in the seventh round (243rd overall) of the 2020 NFL Draft.

SEASON RECAPS:

- 2021 (5/1):** Has tied for the team lead in passes defended once in 2021 (vs. BUF).
- Against Arizona (9/12), was inactive.
 - At Seattle (9/19), saw significant action as a reserve at cornerback and tied a career-high with six tackles.
 - Against Indianapolis (9/26), started at nickelback and tallied two tackles with two quarterback pressures.
 - At N.Y. Jets (10/3), played as a reserve at cornerback and notched two tackles.
 - At Jacksonville (10/10), saw action as a reserve at cornerback and compiled a tackle for loss and a pass defended. Broke up a deep pass intended for Marvin Jones Jr. late in the third quarter. Stuffed Carlos Hyde for a three-yard loss on a fourth-and-goal rush from the one-yard line in the fourth quarter.
 - Against Buffalo (10/18), played significant snaps as a reserve at cornerback and registered five tackles and a pass defended before leaving the game in the fourth quarter with an injury. Broke up a deep pass

intended for Emmanuel Sanders in the third quarter.

- Against Kansas City (10/24), was inactive.

2020 (11/3): Played in 11 games with three starts at cornerback as a rookie and posted 21 tackles, including a stop for loss, a pass defended and three special teams stops. Was inactive for three games and spent two contests on the reserve/COVID-19 list. Was inactive for the postseason contest. Made his NFL debut and his first career NFL start at Denver (9/14/20). Led the team in special teams tackles once in 2020 (at CIN).

- At Denver (9/14), started at cornerback in his first career NFL contest and collected a tackle. Became the franchise's first rookie drafted in the seventh round or later to start a Week 1 game since Sept. 10, 1989, when Oilers ninth-round rookie tight end Bob Mrosko started at Minnesota.
- Against Jacksonville (9/20), played as a reserve at cornerback and posted six tackles.
- Against Buffalo (10/13), started at cornerback and tallied four tackles and a pass defended. Combined with Larrell Murchison to stuff Devin Singletary for a three-yard loss on a rush up the middle in the first quarter. Ended a Bills' drive by deflecting a third-and-nine pass intended for Stefon Diggs in the second stanza.
- Against Pittsburgh (10/25), played as a reserve at cornerback and registered three tackles.
- At Cincinnati (11/1), started at cornerback and posted four tackles, including a stop for loss. Led the team with two special teams tackles on coverage units. Stuffed Giovanni Bernard for a three-yard loss on a rush off left tackle in the second stanza.
- At Baltimore (11/22), posted a special teams tackle on coverage units.
- Against Detroit (12/20), played as a reserve at cornerback and produced three tackles.

COLLEGE:

- During a four-year career at Marshall, started 48 games and posted 189 tackles, 6.5 tackles for loss, 2.0 sacks, seven interceptions with one returned for a touchdown, 45 passes defended and two fumble recoveries with one returned for a score on kickoff coverage for the Thundering Herd. Jackson's 45 passes defended ranked first in Marshall history and his 48 career starts ranked 14th in program history. He earned all-conference recognition in all four of his collegiate seasons.
- As a senior (2019), started 11 games and recorded 25 tackles, one interception and a team-high 11 passes defended. Earned first team all-conference recognition.
- As a junior (2018), started all 13 games and posted 61 tackles, one interception, 15 passes defended and one fumble recovery. Earned second team all-conference honors at defensive back.
- As a sophomore (2017), started 12 games and tallied 62 tackles, 2.5 tackles for loss, one half sack, a team-high three interceptions for 108 yards and one touchdown, a team-high 10 passes defended and recovered one fumble on kickoff coverage that he returned for a score. Named all-conference honorable mention.
- As a freshman (2016), started all 12 games as a true freshman and tallied 41 tackles, four tackles for loss, 1.5 sacks, two interceptions and nine passes defended. Named to the Conference USA All-Freshman team.
- Graduated from Marshall in December 2019 with a degree in criminal justice.

PERSONAL:

- Attended FAMU Developmental Research (Tallahassee, Fla.) School where he was rated as a two-star prospect by Rivals.
- Named a Florida 2A All-State wide receiver as a senior in 2015. Also

played safety.

- Jackson was a two-time Florida state high school track champion in the 110-meter hurdles and was a runner up in the 300-meter hurdles.
- Also played basketball.
- List of favorites: (TV show) "Spongebob Squarepants"; (movies) "Shrek," and "Coming to America"; (musician) Kanye West.
- Follow Jackson on Twitter @C3Jack and on Instagram @_3cjack.
- Son of D'Wayne Jackson and Tanesha Overstreet.
- Has two brothers and two sisters.
- Born Christopher D'Wayne Jackson on April 13, 1998 in Minneapolis, Minn.

CHRIS JACKSON'S GAME-BY-GAME

2020 Tennessee Titans

Date	Opp	W/L	P/S	Tot	Solo	Asst	Sk	- Yds	QBP	TFL	Int-	Yds	-TD	PD	FF	FR	- Yds	SpT	
Sept 14	@ Den	W	S	1	0	1	0.0	0.0	0	0	0	0	0	0	0	0	0	0	0
Sept 20	Jax	W	p	6	3	3	0.0	0.0	0	0	0	0	0	0	0	0	0	0	0
Sept 27	@ Min	W	IA																
Oct 13	Buf	W	S	4	3	1	0.0	0.0	0	0	0	0	0	1	0	0	0	0	0
Oct 18	Hou	W	IA																
Oct 25	Pit	L	p	3	2	1	0.0	0.0	0	0	0	0	0	0	0	0	0	0	0
Nov 1	@ Cin	L	S	4	2	2	0.0	0.0	0	1	0	0	0	0	0	0	0	2	0
Nov 8	Chi	W	p	0	0	0	0.0	0.0	0	0	0	0	0	0	0	0	0	0	0
Nov 12	Ind	L	p	0	0	0	0.0	0.0	0	0	0	0	0	0	0	0	0	0	0
Nov 22	@ Bal	W	p	0	0	0	0.0	0.0	0	0	0	0	0	0	0	0	0	0	1
Nov 29	@ Ind	W	R/C																
Dec 6	Cle	L	R/C																
Dec 13	@ Jax	W	p	0	0	0	0.0	0.0	0	0	0	0	0	0	0	0	0	0	0
Dec 20	Det	W	p	3	2	1	0.0	0.0	0	0	0	0	0	0	0	0	0	0	0
Dec 27	@ GB	L	p	0	0	0	0.0	0.0	0	0	0	0	0	0	0	0	0	0	0
Jan 3	@ Hou	W	IA																
Totals			11-5 11/3	21	12	9	0.0	0.0	0	1	0	0	0	1	0	0	0	0	3

Playoffs

Jan 10	Bal	L	IA																
Totals		0-1	0/0	0	0	0	0.0	0.0	0	0	0	0	0	0	0	0	0	0	0

2021 Tennessee Titans

Date	Opp	W/L	P/S	Tot	Solo	Asst	Sk	- Yds	QBP	TFL	Int-	Yds	-TD	PD	FF	FR	- Yds	SpT
Sept 12	Ari	L	IA															
Sept 19	@ Sea	W	p	6	5	1	0.0	0.0	0	0	0	0	0	0	0	0	0	0
Sept 26	Ind	W	S	2	2	0	0.0	0.0	2	0	0	0	0	0	0	0	0	0
Oct 3	@ NYJ	L	p	2	2	0	0.0	0.0	0	0	0	0	0	0	0	0	0	0
Oct 10	@ Jax	W	p	1	1	0	0.0	0.0	0	1	0	0	0	1	0	0	0	0
Oct 18	Buf	W	p	5	5	0	0.0	0.0	0	0	0	0	0	1	0	0	0	0
Oct 24	KC	W	IA															
Oct 31	@ Ind																	
Nov 7	@ LAR																	
Nov 14	NO																	
Nov 21	Hou																	
Nov 28	@ NE																	
Dec 12	Jax																	
Dec 19	@ Pit																	
Dec 23	SF																	
Jan 2	Mia																	
Jan 9	@ Hou																	
Totals		5-2	5/1	16	15	1	0.0	0.0	1	1	0	0	0	2	0	0	0	0

CHRIS JACKSON'S NFL STATISTICS

REGULAR SEASON

Year	Team	GP	GS	TACKLES						INTERCEPTIONS					FUMBLES				
				Tot	Solo	Asst	Sk	Yds	QBP	TFL	No	Yds	Lg	TD	PD	FF	FR	Yds	SpT
2020	Tennessee	11	3	21	12	9	0.0	0.0	0	1	0	0	0	0	1	0	0	0	3
2021	Tennessee	5	1	16	15	1	0.0	0.0	1	1	0	0	0	0	2	0	0	0	0
NFL Totals		16	4	37	27	10	0.0	0.0	1	2	0	0	0	0	3	0	0	0	3

PLAYOFFS

Year	Team	GP	GS	TACKLES						INTERCEPTIONS					FUMBLES				
				Tot	Solo	Asst	Sk	Yds	QBP	TFL	No	Yds	Lg	TD	PD	FF	FR	Yds	SpT
2020	Tennessee	0	0	0	0	0	0.0	0.0	0	0	0	0	0	0	0	0	0	0	0
NFL Totals		0	0	0	0	0	0.0	0.0	0	0	0	0	0	0	0	0	0	0	0

Single-Game Highs

Tackles - **6 (Twice, last at Seattle 9/19/21)**

Tackle For Loss - **1 (Twice, last at Jacksonville 10/10/21)**

Passes Defensed - **1 (Three times, last vs. Buffalo 10/18/21)**

Special Teams Tackles - **2 at Cincinnati (11/1/20)**



20 JACKRABBIT JENKINS

CORNERBACK • 5'10" • 190 LBS • COLLEGE: NORTH ALABAMA
ACQUIRED: FREE AGENT - 2021
NFL EXPERIENCE (NFL/TITANS): 10/1 • HOMETOWN: PAHOKEE, FLA.
GAMES PLAYED/GAMES STARTED: 135/132 (PLAYOFFS: 4/4)



Pro Bowl: 2016

PRO: The Titans signed veteran cornerback Janoris "Jackrabbit" Jenkins early in the 2021 offseason to add more experience to their secondary. The 5-foot-10-inch, 190-pounder arrived in Tennessee having collected 26 interceptions and 123 passes defended in nine seasons (2012-20) with the St. Louis Rams, N.Y. Giants and New Orleans Saints. The 2016 Pro Bowler has a knack for finding the end zone, having returned eight career interceptions for touchdowns. Jenkins originally entered the league as a second-round pick of the Rams out of North Alabama.

CAREER HIGHLIGHTS:

- Jenkins has scored 10 career touchdowns – eight interception returns, one fumble return, one blocked punt return – which ranks first among active defensive players.
- In 2019, Jenkins split time between the Giants and Saints and finished the regular season tied for fourth in the NFL with a career-best five interceptions.
- In 2016, Jenkins was named to his first career Pro Bowl and received Associated Press second-team All-Pro honors after notching three interceptions and a career-high-tying 18 passes defended.
- In 2012, Jenkins was named to the PFWA All-Rookie team, after leading the Rams with four interceptions and tying the NFL rookie record with three interception returns for touchdowns.

TITANS TIDBITS:

- Jenkins nickname "Jackrabbit" originated in college at the University of Florida, when his coach always noticed him running. He felt the nickname fit him perfectly because he grew up chasing rabbits as a training method in South Florida.
- Jenkins founded the Janoris Jenkins Jackrabbit Foundation, which is based in his home state of Florida.

CAREER TRANSACTIONS:

- The Pahokee, Fla., native was originally selected by the St. Louis Rams in the second round (39th overall) of the 2012 NFL Draft.
- Signed by the N.Y. Giants as a unrestricted free agent on March 10, 2016.
- Released by the Giants on Dec. 13, 2019.
- Claimed off waivers by the New Orleans Saints on Dec. 17, 2019.
- Released by the Saints on March 11, 2021.
- Signed by the Titans as a free agent on March 19, 2021.

SEASON RECAPS:

2021 (7/7 - Tennessee): Has led the team in tackles once in 2021 (vs. ARI). Has tied for the team lead in passes defended once in 2021 (at SEA).

- Against Arizona (9/12), made his Titans debut as a starter at cornerback and led the team with eight tackles. Stopped James Conner for no gain on a rush off left guard in the second quarter.
- At Seattle (9/19), started at cornerback and posted six tackles and a pass defended. Broke up a third-and-four pass intended for D.K. Metcalf on the first play of the second quarter.
- Against Indianapolis (9/26), started at cornerback and tallied four tackles with a pass defended. Defended a deep pass intended for Michael Pittman late in the fourth stanza.
- At N.Y. Jets (10/3), started at cornerback and notched three tackles with a forced fumble. Forced a Corey Davis fumble that was recovered by the receiver in the second quarter. Stopped Braxton Berrios for no gain on a short pass in the fourth quarter.
- At Jacksonville (10/10), started at cornerback and compiled three tackles.
- Against Buffalo (10/18), started at cornerback and registered three

tackles.

- Against Kansas City (10/24), started at cornerback and collected three tackles.

2020 (13/13, 2/2 - New Orleans): Started 13 games in his first full season with the Saints and collected 54 tackles, three interceptions and 12 passes defended. Tied for the team lead with three picks and ranked first on the club with 12 passes defended. Was inactive for three contests. Started both postseason games and registered nine tackles and a pass defended.

- Against Tampa Bay (9/13), started at cornerback and recorded a 36-yard interception return for a touchdown off Tom Brady with 13:22 to play in the third quarter, the eighth of his career. Jenkins' eight career interceptions returned for a touchdown is tied for eighth all-time. Added nine tackles and one pass defended.

- Against Atlanta (11/22), recorded his second interception of the season and the 25th of his career, becoming only the seventh player since he was drafted by Rams in 2012 to have 25 picks in that period. Notched five tackles and a career-high five passes defended.
- At Denver (11/29), recorded his third interception of 2020 and one pass breakup before leaving with an injury.
- At Philadelphia (12/13), started at cornerback in his 125th career game and finished with two solo tackles.
- Against Chicago (1/10), finished with five solo tackles and one pass defended in the NFC wild card playoff win.
- Against Tampa Bay (1/17), started at cornerback and produced four tackles.

2019 (13/13 - N.Y. Giants; 2/1, 1/1 - New Orleans): Started all 13 games he played for the Giants and posted 54 tackles, four interceptions and 14 passes defended. Claimed off waivers by the Saints on Dec. 17. Appeared in two regular season games with a start for New Orleans and registered seven tackles, an interception and two passes defended. Finished the regular season tied for fourth in the NFL with a career-best five interceptions.

- At Tennessee (12/22), made his Saints debut on defense and special teams, posting two assisted tackles.
- At Carolina (12/29), started at cornerback and recorded five solo tackles, his first interception as a Saint and two passes defended.
- Against Minnesota (1/5), started at cornerback and forced a fumble by Adam Thielen on Minnesota's first drive of the game, his first forced fumble of season. Finished the game with eight tackles, a quarterback hit, half a sack and the forced fumble in the wild card round.

2018 (16/16 - N.Y. Giants): Started all 16 games at cornerback and led the Giants with 15 passes defended. Ranked fourth on the team with 69 tackles, while intercepting two passes and forcing a fumble.

- Against Jacksonville (9/9), opened the 2018 season with seven tackles and a pick.
- At Carolina (10/7), intercepted a pass and returned it 29 yards. Also recorded four tackles.

2017 (9/9 - N.Y. Giants): Started all nine contests in which he appeared and tied a team-high with three interceptions, two of which he returned for touchdowns. Posted 31 tackles, a team-high nine passes defended and forced a fumble. Was placed on injured reserve on Nov. 29.

- At Denver (10/15), intercepted a pass and returned it 43 yards for a touchdown.
- Against Kansas City (11/19), intercepted an Alex Smith pass and brought it back 17 yards.

- At Washington (11/23), snared an interception and returned it 53 yards for a score.

2016 (15/15, 1/1 - N.Y. Giants): Earned his first career Pro Bowl selection. In his first season with the Giants started all 15 regular season games in which he played, as well as the NFC Wild Card Game. Finished the season with 49 tackles, three interceptions, a sack, 18 passes defended and a forced fumble. Was inactive for one contest.

- Against New Orleans (9/18), named NFC Special Teams Player of the Week when he returned a ball 65 yards for a touchdown after Johnathan Hankins blocked 38-yard field goal. Contributed a season-high eight tackles and a pass defended.
- At Green Bay (10/9), collected three tackles, three passes defended and two interceptions of Aaron Rodgers. It marked his second career two-interception game. Jenkins became the first player to intercept two Rodgers passes in a game at Lambeau Field.
- At Cleveland (11/27), posted five tackles, three passes defended and a sack.
- Against Dallas (12/11), tallied two solo tackles, his third interception of season and late in fourth quarter, forced Dez Bryant to fumble after the Pro Bowler made his only catch of game.
- At Green Bay (1/8), had one assisted tackle in his postseason debut.

2015 (15/15 - St. Louis): Started all 15 games which he played at cornerback in his final season with Rams and posted with 64 tackles, three interceptions, 15 passes defended and a forced fumble. Was inactive for one contest.

- Against Pittsburgh (9/27), intercepted a pass off Ben Roethlisberger and recorded seven tackles.
- At Arizona (10/4), intercepted a pass and made five solo tackles.
- Against Cleveland (10/25), contributed five tackles, two passes defended and a forced fumble that was recovered by Rodney McLeod and returned 20 yards for a touchdown.
- At Cincinnati (11/29), picked off an Andy Dalton pass for his third interception of season and had three solo tackles.

2014 (14/13 - St. Louis): Played in 14 games with 13 starts at cornerback and registered 59 tackles, two forced fumbles and returned both interceptions for touchdowns. Was inactive for two games.

- Against Dallas (9/21), intercepted a Tony Romo pass intended for Dez Bryant and returned it 25 yards for a touchdown. Also notched five solo tackles.
- At San Diego (11/23), picked off a Philip Rivers' pass at the one-yard line and returned 99 yards for a touchdown. Also forced a fumble and recorded four tackles.

2013 (16/16 - St. Louis): Started all 16 games at cornerback and registered 69 tackles, a sack, an interception, a fumble recovery and 19 passes defended.

- At Dallas (9/22), contributed a career-high 10 tackles.
- At Houston (10/13), intercepted a pass and had his first career sack.
- Against New Orleans (12/15), posted four passes defended and notched six tackles.

2012 (15/14 - St. Louis): Played in 15 games with 14 starts as a rookie at cornerback and was a PFWA All-Rookie selection. Led the Rams with four interceptions, three returned for touchdowns. Tied the NFL rookie record with three interception returns for touchdowns and led the NFL with four defensive scores. Led the Rams with 19 passes defended and had career-high 83 tackles. Was inactive for one contest.

- At Detroit (9/9), started in his NFL debut and intercepted a pass at Rams three-yard line and returned it 34 yards. Also had six solo stops.
- Against N.Y. Jets (11/18), contributed four tackles and blocked a 26-yard field goal attempt.
- At Arizona (11/25), named NFC Defensive Player of the Week after collecting 36- and 39-yard interception returns for touchdowns. Became the first Rams player with two interceptions for scores in a game and fourth rookie in NFL history to accomplish feat. The previous three did it in 1925, 1948 and 1960. Also added four solo tackles.
- Against San Francisco (12/2), recovered a fumble at the 49ers' two-yard line and returned it for a score, his third touchdown in two games. Also posted six tackles.
- At Tampa Bay (12/23), picked up fourth interception, and third returned for a touchdown, when he grabbed a pass and returned it 41 yards for a score. His three touchdowns via interception tied the NFL rookie record,

previously set by Ronnie Lott and Lem Barney.

COLLEGE:

- Played his final collegiate season at North Alabama after three seasons at the University of Florida.
- Played in 40 games with 36 starts for the Gators, where he was a member of the 2008 national championship team. Recorded 121 tackles with eight interceptions (one returned for a touchdown), 25 passes defended, two sacks, 10 tackles for loss and two forced fumbles at Florida.
- As a senior (2011), named Division II second-team All-America in his lone season at North Alabama.
- As a junior (2010), was second team All-SEC and third team All-America. Appeared in 12 games with 11 starts and posted 44 tackles, three interceptions, eight passes defended, a sack and six tackles for loss. Held the trio of South Carolina's Alshon Jeffery, Georgia's A.J. Green and Alabama's Julio Jones to an average of 4.7 receptions for 38 yards per game and allowed just one touchdown between the three.
- As a sophomore (2009), started all 13 games he appeared in and totaled 38 tackles, two interceptions, three tackles for loss and six passes defended.
- As a true freshman (2008), earned a spot on the College Football News All-Freshman first team and was named to the Freshman All-SEC team by the league's coaches, while helping the Gators capture the BCS National Championship. Became just the second true freshman in school history to start at cornerback on opening day. Posted 39 tackles, three interceptions, 11 passes defended and a forced fumble.
- Majored in social & behavioral sciences at North Alabama.

PERSONAL:

- Attended Pahokee (Fla.) High School and was a Parade and EA Sports All-American defensive back.
- As a senior, was a two-way starter and earned first-team Class 2B All-State honors. Collected six interceptions and recorded over 80 tackles, while gaining over 1,000 yards on offense. Helped lead Pahokee to a Florida Class 2B state title.
- As a junior, rushed for 698 yards and six touchdowns and helped lead Pahokee to Florida Class 2B state title.
- Pahokee also won the state title when he was a freshman.
- Grew up in Pahokee, Fla., the same hometown as Pro Football Hall of Famer Rickey Jackson.
- Follow Jenkins on Twitter at @JjenkzLockdown and Instagram at @clampz2.0.
- Born Janoris Jermain Jenkins on Oct. 29, 1988, in Pahokee, Fla.

JACKRABBIT JENKINS' GAME-BY-GAME

2012 St. Louis Rams

Date	Opp	W/L	P/S	Tot Solo Asst	Sk - Yds	QBP	TFL	Int - Yds -TD	PD	FF	FR - Yds	SpT
Sept 9	@ Det	L	S	6 6 0	0.0 0.0	NA	NA	1 34 0	1 0 0	0 0	0 0	0 0
Sept 16	Was	W	S	6 5 1	0.0 0.0	NA	NA	0 0 0	2 0 0	0 0	0 0	0 0
Sept 23	@ Chi	L	S	8 7 1	0.0 0.0	NA	NA	0 0 0	2 0 0	0 0	0 0	0 0
Sept 30	Sea	W	S	4 3 1	0.0 0.0	NA	NA	0 0 0	1 0 0	0 0	0 0	0 0
Oct 4	Ari	W	S	4 3 1	0.0 0.0	NA	NA	0 0 0	4 0 0	0 0	0 0	0 0
Oct 14	@ Mia	L	S	4 4 0	0.0 0.0	NA	NA	0 0 0	0 0 0	0 0	0 0	0 0
Oct 21	GB	L	S	8 7 1	0.0 0.0	NA	NA	0 0 0	0 0 0	0 0	0 0	0 0
Oct 28	NE	L	S	6 5 1	0.0 0.0	NA	NA	0 0 0	2 0 0	0 0	0 0	0 0
Nov 11	@ SF	T	IA									
Nov 18	NYJ	L	S	4 3 1	0.0 0.0	NA	NA	0 0 0	1 0 0	0 0	0 0	0 0
Nov 25	@ Ari	W	S	4 4 0	0.0 0.0	NA	NA	2 76 2	2 0 0	0 0	0 0	0 0
Dec 2	SF	W	S	6 5 1	0.0 0.0	NA	NA	0 0 0	0 0 1	2t	0	0
Dec 9	@ Buf	W	S	6 6 0	0.0 0.0	NA	NA	0 0 0	2 0 0	0 0	0 0	0 0
Dec 16	Min	L	p	9 9 0	0.0 0.0	NA	NA	0 0 0	0 0 0	0 0	0 0	0 0
Dec 23	@ TB	W	S	6 6 0	0.0 0.0	NA	NA	1 41t	1 2 1	0 0	0 0	0 0
Dec 30	@ Sea	L	S	2 2 0	0.0 0.0	NA	NA	0 0 0	0 0 0	0 0	0 0	0 0
Totals			7-8-1	15/14	83 75 8	0.0 0.0	NA NA	4 150 3	19 1 1	2t	0	0

2013 St. Louis Rams

Date	Opp	W/L	P/S	Tot Solo Asst	Sk - Yds	QBP	TFL	Int - Yds -TD	PD	FF	FR - Yds	SpT
Sept 8	Ari	W	S	5 4 1	0.0 0.0	NA	NA	0 0 0	3 0 0	0 0	0 0	0 0
Sept 15	@ Atl	L	S	8 6 2	0.0 0.0	NA	NA	0 0 0	2 0 0	0 0	0 0	0 0
Sept 22	@ Dal	L	S	10 7 3	0.0 0.0	NA	NA	0 0 0	0 0 0	0 0	0 0	0 0
Sept 26	SF	L	S	4 4 0	0.0 0.0	NA	NA	0 0 0	1 0 0	0 0	0 0	0 0
Oct 6	Jax	W	S	4 3 1	0.0 0.0	NA	NA	0 0 0	1 0 0	0 0	0 0	0 0
Oct 13	@ Hou	W	S	3 3 0	1.0 0.0	NA	NA	1 5 0	1 0 0	0 0	0 0	0 0
Oct 20	@ Car	L	S	2 2 0	0.0 0.0	NA	NA	0 0 0	0 0 0	0 0	0 0	0 0
Oct 28	Sea	L	S	4 4 0	0.0 0.0	NA	NA	0 0 0	1 0 0	0 0	0 0	0 0
Nov 3	Ten	L	S	3 2 1	0.0 0.0	NA	NA	0 0 0	0 0 0	0 0	0 0	0 0
Nov 10	@ Ind	W	S	5 4 1	0.0 0.0	NA	NA	0 0 0	0 0 0	0 0	0 0	0 0
Nov 24	Chi	W	S	7 6 1	0.0 0.0	NA	NA	0 0 0	1 0 0	0 0	0 0	0 0
Dec 1	@ SF	L	S	1 1 0	0.0 0.0	NA	NA	0 0 0	2 0 0	0 0	0 0	0 0
Dec 8	@ Ari	L	S	2 2 0	0.0 0.0	NA	NA	0 0 0	2 0 1	0 0	0 0	0 0
Dec 15	NO	W	S	6 5 1	0.0 0.0	NA	NA	0 0 0	4 0 0	0 0	0 0	0 0
Dec 22	TB	W	S	4 3 1	0.0 0.0	NA	NA	0 0 0	1 0 0	0 0	0 0	0 0
Dec 29	@ Sea	L	S	1 1 0	0.0 0.0	NA	NA	0 0 0	0 0 0	0 0	0 0	0 0
Totals			7-9	16/16	69 57 12	1.0 0.0	NA NA	1 5 0	19 0 1	0	1	0

2014 St. Louis Rams

Date	Opp	W/L	P/S	Tot Solo Asst	Sk - Yds	QBP	TFL	Int - Yds -TD	PD	FF	FR - Yds	SpT
Sept 7	Min	L	S	6 6 0	0.0 0.0	NA	NA	0 0 0	0 0 0	0 0	0 0	0 0
Sept 14	@ TB	W	S	4 4 0	0.0 0.0	NA	NA	0 0 0	0 0 0	0 0	0 0	0 0
Sept 21	Dal	L	S	5 5 0	0.0 0.0	NA	NA	1 25t	1 1 0	0 0	0 0	0 0
Oct 5	@ Phi	L	S	2 2 0	0.0 0.0	NA	NA	0 0 0	1 0 0	0 0	0 0	0 0
Oct 13	SF	L	S	3 3 0	0.0 0.0	NA	NA	0 0 0	0 0 0	0 0	0 0	0 0
Oct 19	Sea	W	S	9 7 2	0.0 0.0	NA	NA	0 0 0	1 0 0	0 0	0 0	0 0
Oct 26	@ KC	L	IA									
Nov 2	@ SF	W	IA									
Nov 9	@ Ari	L	p	4 4 0	0.0 0.0	NA	NA	0 0 0	0 0 0	0 0	0 0	0 0
Nov 16	Den	W	S	4 4 0	0.0 0.0	NA	NA	0 0 0	0 0 0	0 0	0 0	0 0
Nov 23	@ SD	L	S	4 3 1	0.0 0.0	NA	NA	1 99t	1 1 1	0 0	0 0	0 0
Nov 30	Oak	W	S	2 2 0	0.0 0.0	NA	NA	0 0 0	0 0 0	0 0	0 0	0 0
Dec 7	@ Was	W	S	3 3 0	0.0 0.0	NA	NA	0 0 0	0 0 0	0 0	0 0	0 0
Dec 11	Ari	L	S	8 7 1	0.0 0.0	NA	NA	0 0 0	1 1 0	0 0	0 0	0 0
Dec 21	NYG	L	S	3 3 0	0.0 0.0	NA	NA	0 0 0	0 0 0	0 0	0 0	0 0
Dec 28	@ Sea	L	S	2 2 0	0.0 0.0	NA	NA	0 0 0	0 0 0	0 0	0 0	0 0
Totals			6-10	14/13	59 55 4	0.0 0.0	NA NA	2 124 2	5 2 0	0	0	0

2015 St. Louis Rams

Date	Opp	W/L	P/S	Tot Solo Asst	Sk - Yds	QBP	TFL	Int - Yds -TD	PD	FF	FR - Yds	SpT
Sept 13	Sea	W	S	6 5 1	0.0 0.0	NA	NA	0 0 0	1 0 0	0 0	0 0	0 0
Sept 20	@ Was	L	S	6 6 0	0.0 0.0	NA	NA	0 0 0	0 0 0	0 0	0 0	0 0
Sept 27	Pit	L	S	9 6 3	0.0 0.0	NA	NA	1 0 0	1 0 0	0 0	0 0	0 0
Oct 4	@ Ari	W	S	5 5 0	0.0 0.0	NA	NA	1 0 0	2 0 0	0 0	0 0	0 0
Oct 11	@ GB	L	S	0 0 0	0.0 0.0	NA	NA	0 0 0	0 0 0	0 0	0 0	0 0
Oct 25	Cle	W	S	5 3 2	0.0 0.0	NA	NA	0 0 0	2 1 0	0 0	0 0	0 0
Nov 1	SF	W	S	2 2 0	0.0 0.0	NA	NA	0 0 0	2 0 0	0 0	0 0	0 0
Nov 8	@ Min	L	S	4 4 0	0.0 0.0	NA	NA	0 0 0	1 0 0	0 0	0 0	0 0
Nov 15	Chi	L	S	3 3 0	0.0 0.0	NA	NA	0 0 0	1 0 0	0 0	0 0	0 0
Nov 22	@ Bal	L	S	3 1 2	0.0 0.0	NA	NA	0 0 0	2 0 0	0 0	0 0	0 0
Nov 29	@ Cin	L	S	3 3 0	0.0 0.0	NA	NA	1 0 0	1 0 0	0 0	0 0	0 0
Dec 6	Ari	L	S	6 6 0	0.0 0.0	NA	NA	0 0 0	1 0 0	0 0	0 0	0 0
Dec 13	Det	W	IA									
Dec 17	TB	W	S	4 4 0	0.0 0.0	NA	NA	0 0 0	0 0 0	0 0	0 0	0 0
Dec 27	@ Sea	W	S	2 2 0	0.0 0.0	NA	NA	0 0 0	1 0 0	0 0	0 0	0 0
Jan 3	@ SF	L	S	6 6 0	0.0 0.0	NA	NA	0 0 0	0 0 0	0 0	0 0	0 0
Totals			7-9	15/15	64 56 8	0.0 0.0	NA NA	3 0 0	15 1 0	0	0	0

2016 N.Y. Giants

Date	Opp	W/L	P/S	Tot Solo Asst	Sk - Yds	QBP	TFL	Int - Yds -TD	PD	FF	FR - Yds	SpT
Sept 11	@ Dal	W	S	3 3 0	0.0 0.0	NA	NA	0 0 0	0 0 0	0 0	0 0	0 0
Sept 18	NO	W	S	8 7 1	0.0 0.0	NA	NA	0 0 0	2 0 0	0 0	0 0	0 0
Sept 25	Was	L	S	4 4 0	0.0 0.0	NA	NA	0 0 0	0 0 0	0 0	0 0	0 0
Oct 3	@ Min	L	S	2 2 0	0.0 0.0	NA	NA	0 0 0	0 0 0	0 0	0 0	0 0
Oct 9	@ GB	L	S	2 1 1	0.0 0.0	NA	NA	2 26	0 3 0	0 0	0 0	0 0
Oct 16	Bal	W	S	5 5 0	0.0 0.0	NA	NA	0 0 0	2 0 0	0 0	0 0	0 0
Oct 23	@ LAR	W	S	4 4 0	0.0 0.0	NA	NA	0 0 0	3 0 0	0 0	0 0	0 0
Nov 6	Phi	W	S	2 2 0	0.0 0.0	NA	NA	0 0 0	0 0 0	0 0	0 0	0 0
Nov 14	Cin	W	S	6 6 0	0.0 0.0	NA	NA	0 0 0	1 0 0	0 0	0 0	0 0
Nov 20	Chi	W	S	2 2 0	0.0 0.0	NA	NA	0 0 0	1 0 0	0 0	0 0	0 0
Nov 27	@ Cle	W	S	5 3 2	1.0 9.0	NA	NA	0 0 0	3 0 0	0 0	0 0	0 0
Dec 4	@ Pit	L	S	2 2 0	0.0 0.0	NA	NA	0 0 0	0 0 0	0 0	0 0	0 0
Dec 11	Dal	W	S	2 2 0	0.0 0.0	NA	NA	1 0 0	2 1 0	0 0	0 0	0 0
Dec 18	Det	W	S	1 0 1	0.0 0.0	NA	NA	0 0 0	0 0 0	0 0	0 0	0 0
Dec 22	@ Phi	L	IA									
Jan 1	@ Was	W	S	1 1 0	0.0 0.0	NA	NA	0 0 0	1 0 0	0 0	0 0	0 0
Totals			11-5	15/15	49 44 5	1.0 9.0	NA NA	3 26 0	18 1 0	0	0	0

Playoffs

Jan 8	@ GB	L	S	1 0 1	0.0 0.0	NA	NA	0 0 0	0 0 0	0 0	0 0	0 0
Totals			0-1	1/1	1 0 1	0.0 0.0	NA NA	0 0 0	0 0 0	0	0	0

2017 N.Y. Giants

Date	Opp	W/L	P/S	Tot Solo Asst	Sk - Yds	QBP	TFL	Int - Yds -TD	PD	FF	FR - Yds	SpT
Sept 10	@ Dal	L	S	1 1 0	0.0 0.0	NA	NA	0 0 0	0 0 0	0 0	0 0	0 0
Sept 18	Det	L	IA									
Sept 24	@ Phi	L	S	3 3 0	0.0 0.0	NA	NA	0 0 0	2 0 0	0 0	0 0	0 0
Oct 1	@ TB	L	S	5 5 0	0.0 0.0	NA	NA	0 0 0	2 0 0	0 0	0 0	0 0
Oct 8	LAC	L	S	4 3 1	0.0 0.0	NA	NA	0 0 0	1 0 0	0 0	0 0	0 0
Oct 15	@ Den	W	S	5 5 0	0.0 0.0	NA	NA	1 43t	1 1 1	0 0	0 0	0 0
Oct 22	Sea	L	S	5 3 2	0.0 0.0	NA	NA	0 0 0	0 0 0	0 0	0 0	0 0
Nov 5	LAR	L	SUS									
Nov 12	@ SF	L	S	2 2 0	0.0 0.0	NA	NA	0 0 0	0 0 0	0 0	0 0	0 0
Nov 19	KC	W	S	5 4 1	0.0 0.0	NA	NA	1 17	0 1 0	0 0	0 0	0 0
Nov 23	@ Was	L	S	0 0 0	0.0 0.0	NA	NA	1 53t	1 2 0	0 0	0 0	0 0
Dec 3	@ Oak											
Placed on injured reserve on Nov. 29												
Totals			2-9	9/9	31 27 4	0.0 0.0	NA NA	3 113 2	9 1 0	0	0	0

2018 N.Y. Giants

Date	Opp	W/L	P/S
------	-----	-----	-----

JACKRABBIT JENKINS' GAME-BY-GAME CONT.

2020 New Orleans Saints

Date	Opp	W/L	P/S	Tot	Solo	Asst	Sk	- Yds	QBP	TFL	Int	- Yds	-TD	PD	FF	FR	- Yds	SpT	
Sept 13	TB	W	S	9	8	1	0.0	0.0	NA	NA	1	36	1	1	0	0	0	0	
Sept 21	@ LV	L	S	5	3	2	0.0	0.0	NA	NA	0	0	0	1	0	0	0	0	
Sept 27	GB	L	S	6	4	2	0.0	0.0	NA	NA	0	0	0	0	0	0	0	0	
Oct 4	@ Det	W	IA																
Oct 12	LAC	W	IA																
Oct 25	Car	W	S	3	3	0	0.0	0.0	NA	NA	0	0	0	0	0	0	0	0	
Nov 1	@ Chi	W	S	4	4	0	0.0	0.0	NA	NA	0	0	0	0	0	0	0	0	
Nov 8	@ TB	W	S	2	2	0	0.0	0.0	NA	NA	0	0	0	2	0	0	0	0	
Nov 15	SF	W	S	3	2	1	0.0	0.0	NA	NA	0	0	0	0	0	0	0	0	
Nov 22	Atl	W	S	5	4	1	0.0	0.0	NA	NA	1	3	0	5	0	0	0	0	
Nov 29	@ Den	W	S	0	0	0	0.0	0.0	NA	NA	1	14	0	1	0	0	0	0	
Dec 6	@ Atl	W	IA																
Dec 13	@ Phi	L	S	2	2	0	0.0	0.0	NA	NA	0	0	0	0	0	0	0	0	
Dec 20	KC	L	S	6	4	2	0.0	0.0	NA	NA	0	0	0	0	0	0	0	0	
Dec 25	Min	W	S	4	2	2	0.0	0.0	NA	NA	0	0	0	1	0	0	0	0	
Jan 3	@ Car	W	S	5	5	0	0.0	0.0	NA	NA	0	0	0	1	0	0	0	0	
Totals			12-4	13/13	54	43	11	0.0	0.0	NA	NA	3	153	1	12	0	0	0	0
Playoffs																			
Jan 10	Chi	W	S	5	5	0	0.0	0.0	NA	NA	0	0	0	1	0	0	0	0	0
Jan 17	TB	L	S	4	3	1	0.0	0.0	NA	NA	0	0	0	0	0	0	0	0	0
Totals			1-1	2/2	9	8	1	0.0	0.0	NA	NA	0	0	0	1	0	0	0	0

2021 Tennessee Titans

Date	Opp	W/L	P/S	Tot	Solo	Asst	Sk	- Yds	QBP	TFL	Int	- Yds	-TD	PD	FF	FR	- Yds	SpT	
Sept 12	Ari	L	S	8	8	0	0.0	0.0	0	0	0	0	0	0	0	0	0	0	0
Sept 19	@ Sea	W	S	6	4	2	0.0	0.0	0	0	0	0	0	0	1	0	0	0	0
Sept 26	Ind	W	S	4	2	2	0.0	0.0	0	0	0	0	0	0	1	0	0	0	0
Oct 3	@ NYJ	L	S	3	3	0	0.0	0.0	0	0	0	0	0	0	0	1	0	0	0
Oct 10	@ Jax	W	S	3	2	1	0.0	0.0	0	0	0	0	0	0	0	0	0	0	0
Oct 18	Buf	W	S	3	3	0	0.0	0.0	0	0	0	0	0	0	0	0	0	0	0
Oct 24	KC	W	S	3	3	0	0.0	0.0	0	0	0	0	0	0	0	0	0	0	0
Oct 31	@ Ind																		
Nov 7	@ LAR																		
Nov 14	NO																		
Nov 21	Hou																		
Nov 28	@ NE																		
Dec 12	Jax																		
Dec 19	@ Pit																		
Dec 23	SF																		
Jan 2	Mia																		
Jan 9	@ Hou																		
Totals			5-2	7/7	30	25	5	0.0	0.0	0	0	0	0	0	0	2	1	0	0

JACKRABBIT JENKINS' NFL STATISTICS

REGULAR SEASON				TACKLES							INTERCEPTIONS					FUMBLES				
Year	Team	GP	GS	Tot	Solo	Asst	Sk	Yds	QBP	TFL	No	Yds	Lg	TD	PD	FF	FR	Yds	SpT	
2012	St. Louis	15	14	83	75	8	0.0	0.0	NA	NA	4	150	41t	3	15	0	1	2t	0	
2013	St. Louis	16	16	69	57	12	1.0	0.0	NA	NA	1	5	5	0	19	0	1	0	0	
2014	St. Louis	14	13	59	55	4	0.0	0.0	NA	NA	2	124	99t	2	5	2	0	0	0	
2015	St. Louis	15	15	64	56	8	0.0	0.0	NA	NA	3	0	0	0	15	1	0	0	0	
2016	N.Y. Giants	15	15	49	44	5	1.0	9.0	NA	NA	3	26	23	0	18	1	0	0	0	
2017	N.Y. Giants	9	9	31	27	4	0.0	0.0	NA	NA	3	113	53t	2	9	1	0	0	0	
2018	N.Y. Giants	16	16	69	58	11	0.0	0.0	NA	NA	2	29	29	0	15	1	0	0	1	
2019	NYG/N.O.	15	14	61	50	11	0.0	0.0	NA	NA	5	84	62	0	16	0	0	0	0	
2020	New Orleans	13	13	54	43	11	0.0	0.0	NA	NA	3	53	36t	1	12	0	0	0	0	
2021	Tennessee	7	7	30	25	5	0.0	0.0	0	0	0	0	0	0	2	1	0	0	0	
NFL Totals		135	132	569	490	79	2.0	9.0	0	0	26	584	99t	8	126	7	2	2t	1	
PLAYOFFS																				
Year	Team	GP	GS	Tot	Solo	Asst	Sk	Yds	QBP	TFL	No	Yds	Lg	TD	PD	FF	FR	Yds	SpT	
2016	N.Y. Giants	1	1	1	0	1	0.0	0.0	NA	NA	0	0	-	0	0	0	0	0	0	0
2019	New Orleans	1	1	8	3	5	0.5	3.0	NA	NA	0	0	-	0	0	1	0	0	0	0
2020	New Orleans	2	2	9	8	1	0.0	0.0	NA	NA	0	0	-	0	1	0	0	0	0	0
Playoff Totals		4	4	18	11	7	0.5	3.0	NA	NA	0	0	-	0	1	1	0	0	0	

Single-Game Highs

Tackles - 10 at Dallas (9/22/13)
 Interceptions - 2 (Three times, last vs. Washington 9/29/19)
 Interception Long - 99t at San Diego (11/23/14)
 Sacks - 1 (Twice, last at Cleveland 11/27/16)
 Passes Defensed - 5 vs. Atlanta (11/22/20)
 Forced Fumbles - **1 (Seven times, last at N.Y. Jets 10/3/21)**
 Fumble Recoveries - 1 (Twice, last at Arizona 12/8/13)

Playoff Single-Game Highs

Tackles - 8 vs. Minnesota (1/5/20)
 Sacks - 0.5 vs. Minnesota (1/5/20)
 Forced Fumbles - 1 vs. Minnesota (1/5/20)
 Passes Defensed - 1 vs. Chicago (1/10/21)

Additional Statistics

Touchdowns - 10 (36-yard interception return at Arizona, 11/25/12; 39-yard interception return at Arizona, 11/25/12; 2-yard fumble return vs. San Francisco, 12/2/12; 41-yard interception return at Tampa Bay, 12/23/12; 25-yard interception return vs. Dallas, 9/21/14); 99-yard interception return at San Diego, 11/23/14; 65-yard blocked field return vs. New Orleans, 9/18/16; 43-yard interception return at Denver, 10/15/17; 53-yard interception return at Washington, 11/23/17; 36-yard interception return vs. Tampa Bay, 9/13/20)
 Blocked Field Goal - 1 vs. N.Y. Jets (11/18/12)



88 MARCUS JOHNSON

WIDE RECEIVER • 6'1" • 207 LBS • COLLEGE: TEXAS
ACQUIRED: FREE AGENT - 2021 • NFL EXPERIENCE (NFL/TITANS): 4/1
HOMETOWN: CLEAR SPRINGS, TEXAS
GAMES PLAYED/GAMES STARTED: 37/10 (PLAYOFFS: 0/0)

Super Bowl: 2017

PRO: The Titans signed Marcus Johnson to the team's practice squad during the 2020 postseason to add depth and experience to the receiving corps. The 6-foot-1-inch, 207-pounder has appeared in 34 career games with nine starts for the Philadelphia Eagles (2016-17) and Indianapolis Colts (2018-20), and has caught 42 passes for 679 yards and three touchdowns. The Clear Springs, Texas native has also spent time with the Seattle Seahawks. Johnson saw action in 42 games with 18 starts over four seasons at Texas (2012-15), and tallied 61 receptions for 793 yards and four touchdowns.

CAREER HIGHLIGHTS:

- In 2019, Johnson set career-highs in games started (six), receptions (17), receiving yards (277) and receiving touchdowns (two).
- During the 2018 offseason, Johnson was traded twice in six months. First, he was traded by the Philadelphia Eagles to the Seattle Seahawks. Then, after roster cuts, he was traded by Seattle to the Indianapolis Colts.

TITANS TIDBITS:

- Johnson posted 22 repetitions of 225 pounds on the bench press at the NFL Scouting Combine in 2016, more than any receiver that year.
- Father, Morlon, played basketball at Prairie View A&M.

CAREER TRANSACTIONS:

- The Clear Springs, Texas native originally signed with the Philadelphia Eagles as a rookie free agent on May 5, 2016.
- Waived by the Eagles on Sept. 3, 2016.
- Signed by the Eagles to the team's practice squad on Sept. 5, 2016.
- Waived by the Eagles on Sept. 13, 2016.
- Signed by the Eagles to the team's practice squad on Dec. 2, 2016.
- Traded by the Eagles to the Seattle Seahawks on March 14, 2018.
- Traded by the Seahawks to the Indianapolis Colts on Sept. 1, 2018.
- Waived by the Colts on Sept. 9, 2019.
- Signed by the Colts to the team's practice squad on Oct. 1, 2019.
- Signed by the Colts to their active roster from the practice squad on Nov. 9, 2019.
- Waived by the Colts on Sept. 5, 2020.
- Signed by the Colts to the team's practice squad on Sept. 23, 2020.
- Signed by the Colts to their active roster from the practice squad on Oct. 17, 2020.
- Waived by the Colts on Jan. 2, 2021.
- Signed by the Titans to the team's practice squad on Jan. 6, 2021.

SEASON RECAPS:

- 2021 (3/1 - Tennessee):** Placed on injured reserve on Sept. 2. Activated from injured reserve designated to return on Oct. 9. Has led the team in receiving yards once in 2021 (at JAX). Has tied for the team lead in receptions once in 2021 (at JAX).
- At Jacksonville (10/10), made his Titans debut as a starter at wide receiver and led the team with 52 receiving yards, while tying for the team lead with three catches. Extended the Titans' initial touchdown drive with a 10-yard grab on third-and-10 in the first quarter. Kept the Titans' third-quarter touchdown drive alive with a 20-yard reception on third-and-four.
 - Against Buffalo (10/18), saw action as a reserve at wide receiver. Posted two kickoff returns for 52 yards.
 - Against Kansas City (10/24), played as a reserve at wide receiver and rushed once for five yards.

2020 (11/3, 0/0 - Indianapolis): Saw action in a career-best 11 games

with three starts and tallied 14 receptions for 255 yards. Was inactive for one contest.

- Against Cincinnati (10/18), posted five receptions for 108 yards including a long of 55, all of which set career-high marks.

2019 (8/6 - Indianapolis): Played in eight games with a career-high six starts and recorded career-best marks in receptions (17), receiving yards (277) and receiving touchdowns (two). Returned one kickoff for 14 yards. Did not play in one contest. Was on the team's practice squad Weeks 5-10.

- Against Jacksonville (11/17), made a season-high four catches for 38 yards and one touchdown.
- At Tampa Bay (12/8), caught three passes for 105 yards and one touchdown, including a long of 50.

2018 (5/0, 0/0 - Indianapolis): Traded by the Eagles to the Seattle Seahawks during the offseason. Traded by the Seahawks to the Colts on Sept 1. Saw action in five games and totaled six receptions for 102 yards and one touchdown. Added one kick return for 23 yards. Was inactive for one contest. Placed on injured reserve during Week 7.

- At the New York Jets (10/14), caught two passes for 52 yards and his first career touchdown. Scored on a 34-yard touchdown reception.

2017 (10/0, 0/0 - Philadelphia): Appeared in 10 games and posted five receptions for 45 yards. Was inactive for six contests.

- Against Dallas (12/31), caught three passes for 23 yards.

2016 (0/0 - Philadelphia): Spent a portion of the season on the Eagles practice squad.

COLLEGE:

- Appeared in 42 games with 18 starts over four seasons at Texas (2012-15) and accumulated 61 receptions for 793 yards and four touchdowns. Added 17 kick returns for 335 yards.
- As a senior (2015), saw action in 10 games and made seven starts. Finished third on the team with 12 receptions for 130 yards and one touchdown.
- As a junior (2014), played in all 13 games with seven starts and finished third on the squad in receptions (27) and receiving yards (313), with one receiving touchdown. Set career-high marks with 10 kick returns for 191 yards.
- As a sophomore (2013), appeared in 11 games and made four starts. Ranked fifth on the team in receptions (22), fourth in receiving yards (350), and caught a career-high two touchdowns. Added seven kick returns for 144 yards.
- As a true freshman (2012), saw action in eight games.
- Majored in physical culture and sports at Texas.

PERSONAL:

- Attended Clear Springs (Texas) High School where he accumulated 110 receptions for 2,051 yards and 21 touchdowns while rushing for 379 yards and one touchdown in his final three seasons.
- As a senior, selected to the Houston Chronicle's All-Greater Houston first team after catching 68 passes for 1,298 yards and 13 touchdowns.
- Named a second-team all-state kick returner by the Texas Sports Writers Association. Earned first-team all-district 24-5A recognition at wide receiver and kick returner. Named honorable mention All-State by the Associated Press.
- Ranked as the 79th-best wide receiver by ESPNU.
- Also lettered in track and field.

- Son of Morlon and Laquitha Johnson.
- Follow Johnson on Twitter and Instagram at @mojomdj.
- Born Marcus Johnson on Dec. 20, 1995 in Oklahoma City, Okla.

MARCUS JOHNSON'S GAME-BY-GAME

2016 Philadelphia Eagles				RECEIVING				
Date	Opp.	W/L	P/S	No	Yds	Avg	Lg	TD
Sept 11	Cle	W	PS					
Dec 4	@ Cin	L	PS					
Dec 11	Was	L	PS					
Dec 18	@ Bal	L	PS					
Dec 22	NYG	W	PS					
Jan 1	Dal	W	PS					
Totals	3-3	0/0		0	0	-	-	0

2017 Philadelphia Eagles				RECEIVING				
Date	Opp.	W/L	P/S	No	Yds	Avg	Lg	TD
Sept 10	@ Was	W	p	0	0	-	0	0
Sept 17	@ KC	L	IA					
Sept 24	NYG	W	p	0	0	-	0	0
Oct 1	@ LAC	W	p	0	0	-	0	0
Oct 8	Ari	W	p	1	6	6.0	6	0
Oct 12	@ Car	W	p	1	16	16.0	16	0
Oct 23	Was	W	p	0	0	-	0	0
Oct 29	SF	W	p	0	0	-	0	0
Nov 5	Den	W	p	0	0	-	0	0
Nov 19	@ Dal	W	p	0	0	-	0	0
Nov 26	Chi	W	IA					
Dec 3	@ Sea	L	IA					
Dec 10	@ LAR	W	IA					
Dec 17	@ NYG	W	IA					
Dec 25	Oak	W	IA					
Dec 31	Dal	L	p	3	23	7.7	16	0
Totals	13-3	10/0		5	45	9.0	16	0

Playoffs								
Jan 13	Atl	W	IA					
Jan 21	Min	W	IA					
Feb 4	@ NE	W	IA					
Totals	3-0	0/0		0	0	-	-	0

2018 Indianapolis Colts				RECEIVING				
Date	Opp.	W/L	P/S	No	Yds	Avg	Lg	TD
Sept 9	Cin	L	IA					
Sept 16	@ Was	W	p	0	0	-	0	0
Sept 23	@ Phi	L	p	0	0	-	0	0
Sept 30	Hou	L	p	2	24	12.0	16	0
Oct 4	@ NE	L	p	2	26	13.0	17	0
Oct 14	@ NYJ	L	p	2	52	26.0	34t	1
Placed on injured reserve on Oct. 16, 2018.								
Totals	1-5	5/0		6	102	17.0	34t	1

2019 Indianapolis Colts				RECEIVING				
Date	Opp.	W/L	P/S	No	Yds	Avg	Lg	TD
Sept 8	@ LAC	L	DNP					
Oct 6	@ KC	W	PS					
Oct 20	Hou	W	PS					
Oct 27	Den	W	PS					
Nov 3	@ Pit	L	PS					
Nov 10	Mia	L	p	1	9	9.0	9	0
Nov 17	Jax	W	S	4	38	9.5	17	1
Nov 21	@ Hou	L	S	0	0	-	0	0
Dec 1	Ten	L	p	4	55	13.8	19	0
Dec 8	@ TB	L	S	3	105	35.0	50	1
Dec 16	@ NO	L	S	2	37	18.5	20	0
Dec 22	Car	W	S	1	2	2.0	2	0
Dec 29	@ Jax	L	S	2	31	15.5	16	0
Totals	5-8	8/6		17	277	16.3	50	2

2020 Indianapolis Colts				RECEIVING				
Date	Opp.	W/L	P/S	No	Yds	Avg	Lg	TD
Sept 27	NYJ	W	PS					
Oct 4	@ Chi	W	p	1	27	27.0	27	0
Oct 11	@ Cle	L	S	3	53	17.7	36	0
Oct 18	Cin	W	S	5	108	21.6	55	0
Nov 1	@ Det	W	p	2	39	19.5	21	0
Nov 8	Bal	L	S	2	14	7.0	10	0
Nov 12	@ Ten	W	p	0	0	-	0	0
Nov 22	GB	W	p	1	14	14.0	14	0
Nov 29	Ten	L	p	0	0	-	0	0
Dec 6	@ Hou	W	p	0	0	-	0	0
Dec 13	@ LV	W	p	0	0	-	0	0
Dec 20	Hou	W	p	0	0	-	0	0
Dec 27	@ Pit	L	IA					
Totals	9-4	11/3		14	255	18.2	55	0

2021 Tennessee Titans				RECEIVING				
Date	Opp.	W/L	P/S	No	Yds	Avg	Lg	TD
Sept 12	Ari	L	IR					
Sept 19	@ Sea	W	IR					
Sept 26	Ind	W	IR					
Oct 3	@ NYJ	L	IR					
Oct 10	@ Jax	W	S	3	52	17.3	22	0
Oct 18	Buf	W	p	0	0	-	0	0
Oct 24	KC	W	p	0	0	-	0	0
Oct 31	@ Ind							
Nov 7	@ LAR							
Nov 14	NO							
Nov 21	Hou							
Nov 28	@ NE							
Dec 12	Jax							
Dec 19	@ Pit							
Dec 23	SF							
Jan 2	Mia							
Jan 9	@ Hou							
Totals	5-2	3/1		3	52	17.3	22	0

MARCUS JOHNSON'S NFL STATISTICS

REGULAR SEASON				RECEIVING					RUSHING				
Year	Team	GP	GS	No	Yds	Avg	Lg	TD	Att	Yds	Avg	Lg	TD
2016	Philadelphia												
Practice Squad													
2017	Philadelphia	10	0	5	45	9.0	16	0	0	0	-	0	0
2018	Indianapolis	5	0	6	102	17.0	34t	1	1	-2	-2.0	-2	0
2019	Indianapolis	8	6	17	277	16.3	50	2	0	0	-	0	0
2020	Indianapolis	11	3	14	255	18.2	55	0	0	0	-	0	0
2021	Tennessee	3	1	3	52	17.3	22	0	1	5	5.0	5	0
NFL Totals		37	10	45	731	16.2	55	3	2	3	1.5	5	0

REGULAR SEASON		PUNT RETURNS						KICKOFF RETURNS				
Year	Team	No	FC	Yds	Avg	Lg	TD	No	Yds	Avg	Lg	TD
2018	Indianapolis	0	0	0	-	0	0	1	23	23.0	23	0
2019	Indianapolis	0	0	0	-	0	0	1	14	14.0	14	0
2021	Tennessee	0	0	0	-	0	0	2	52	26.0	31	0
NFL Totals		0	0	0	-	-	0	4	37	22.3	31	0

PLAYOFFS				RECEIVING					RUSHING				
Year	Team	GP	GS	No	Yds	Avg	Lg	TD	Att	Yds	Avg	Lg	TD
2017	Philadelphia	0	0	0	0	-	0	0	0	0	-	0	0
NFL Totals		0	0	0	0	-	0	0	0	0	-	0	0

Single-Game Highs

Receptions - 5 vs. Cincinnati (10/18/20)
 Receiving Yards - 105 at Tampa Bay (12/8/19)
 Long Reception - 55 vs. Cincinnati (10/18/20)
 Receiving Touchdowns - 1 (Three times, last at Tampa Bay 12/8/19)
 Rushes - 1 (Twice, last vs. Kansas City 10/24/21)
 Rushing Yards - 5 vs. Kansas City (10/24/21)
 Long Rush - 5 vs. Kansas City (10/24/21)

Kick Returns - 2 vs. Buffalo (10/18/21)
 Kick Return Yards - 52 vs. Buffalo (10/18/21)
 Kick Return Long - 31 vs. Buffalo (10/18/21)



60 BEN JONES

CENTER • 6'3" • 308 LBS • COLLEGE: GEORGIA
ACQUIRED: UNRESTRICTED FREE AGENT (HOU) - 2016
NFL EXPERIENCE (NFL/TITANS): 10/6 • HOMETOWN: BRENT, ALA.
GAMES PLAYED/GAMES STARTED: 150/129 (PLAYOFFS: 9/9)

 **Captain: 2019**



Community Man of the Year: 2019

PRO: The Titans signed Ben Jones early in the 2016 free agency period to bring veteran leadership and experience to the center position and he has provided just that during his tenure with the club. The 6-foot-3-inch, 308-pounder was originally selected by the Houston Texans in the fourth round (99th overall) of the 2012 NFL Draft. From 2012 through 2020, Jones appeared in 143 of 144 possible regular season games, including starts in all but one game during his first five seasons in Tennessee. The University of Georgia product is a versatile player, having started contests at center and both guard spots in his first four seasons with the Texans.

CAREER HIGHLIGHTS:

- Jones has started games at center, left guard and right guard during his NFL career and has opened holes for an 1,000-yard rusher in six different seasons.
- In 2020, Jones started every game at center and was a part of an offense that tied for the second-overall ranking in the NFL (396.4 yards per game), finished second in rushing (168.1), and allowed the sixth-fewest sacks (25). He helped pave the way for Derrick Henry to produce the NFL's eighth all-time 2,000-yard rushing season (2,027).
- In 2019, Jones started 15 games at center and helped Derrick Henry lead the NFL with 1,540 rushing yards.
- In Week 9 of the 2019 season, Jones missed the first game of his eight-year NFL career when he was inactive due to injury. It ended his streak of 120 consecutive games played and 88 consecutive starts. At the time, Jones' consecutive games streak tied Kansas City's Mitchell Schwartz for the longest active streak in the NFL among offensive linemen, and his starting streak ranked first in the NFL among all centers.
- In Week 11 of the 2019 season, Jones returned to the lineup and started his 100th career game.
- Jones made a career-high three postseason starts in 2019.
- In 2018, Jones started all 16 games at center, registering five consecutive seasons with a start in every contest (2014-15 with Houston).
- Jones appeared in his 100th career game in Week 4 of the 2018 season.
- As of the completion of the 2018 season, among NFL offensive linemen listed as centers, Jones ranked first in the NFL with 80 consecutive games started. He had played in 112 consecutive games, which at this point tied for the longest active consecutive games streak among NFL offensive linemen.
- In 2016, Jones centered all 16 games in his first campaign with the Titans and was a part of an offensive front that blocked for the NFL's third-ranked rushing attack which averaged 136.7 rush yards per game.
- In 2015, Jones transitioned to his natural position of center and started all 16 games and the playoff contest for the Texans.
- In 2014, Jones started all 16 contests at left guard.
- As a rookie in 2012, Jones started the final 10 games of the season at right guard and was named the Texans Rookie of the Year.

TITANS TIDBITS:

- Jones switched from jersey #61 to #60 prior to his senior season at Georgia, to honor his father, Steve, a former collegiate star, who was killed in a helicopter crash when he was 10 years old.
- Jones' pregame ritual consists of walking barefoot on the field "to get a feel for the turf." The routine began before one game with his brother in high school and after enjoying success that night, it has continued ever since.
- When he was 10 years old, Jones suffered a blow to the head with a baseball bat. The impact caused a blood clot to develop on his brain and

fractured his skull. The injury kept him out of all athletic activity for a year, proving to be a challenging time for an active and athletic boy. Although it was a tough period in his life, Ben says this time turned him into the man he is today. As soon as he was cleared for activities, Jones threw himself into being the best athlete he could be.

- In 2017, Jones established The Jones Mission Fund at The Community Foundation to provide at-risk youth with opportunities they might otherwise not have through grants, additional resources and educational opportunities.
- During the offseason, Jones and his wife host the annual Ben Jones Celebrity Clay Shoot. The event has raised more than \$400,000 benefitting The Jones Mission Fund.
- Jones hosts a free Friday Night Lights youth football camp in his native Alabama every June.
- Jones sponsors a trip to a Titans game each fall for the seniors of his high school's football team in Alabama. The experience includes round trip transportation from his hometown, tickets, a private tailgate, swag bags, and a meet-and-greet with a tour of the Titans practice facility after the game with Jones.
- Jones' brother, Clay, played baseball for the University of Alabama and then was drafted by the Detroit Tigers.

CAREER TRANSACTIONS:

- A native of Brent, Ala., Jones was originally selected by the Houston Texans in the fourth round (99th overall) of the 2012 NFL Draft.
- Signed by the Titans as an unrestricted free agent on March 10, 2016.

SEASON RECAPS:

2021 (7/7 - Tennessee):

- Against Arizona (9/12), started at center.
- At Seattle (9/19), started at center and helped open holes for Derrick Henry to rush for 182 yards.
- Against Indianapolis (9/26), started at center and blocked for Titans' rushers to gain 180 yards on the ground.
- At N.Y. Jets (10/3), started at center.
- At Jacksonville (10/10), started at center and helped block for Derrick Henry to amass 130 yards on the ground with three rushing touchdowns.
- Against Buffalo (10/18), started at center and was a part of an offensive front that did not allow a sack on 29 pass attempts. Helped open holes for Derrick Henry to amass 143 rushing yards and three scores on 23 carries.
- Against Kansas City (10/24), started at center in his 150th career regular season game. Helped block for an offense that registered 369 total yards while only allowing one sack on 28 pass attempts.

2020 (16/16, 1/1 - Tennessee):

- Started all 16 games at center and helped Derrick Henry become the eighth player in NFL history to eclipse 2,000 rushing yards in a season. Started the postseason contest at center.
- At Denver (9/14), started at center and was a part of an offensive front that allowed the Titans to amass 377 total yards. Member of a line that allowed just one sack on 43 pass attempts.
- Against Jacksonville (9/20), started at center and helped the offense post 354 total yards.
- Against Buffalo (10/13), started at center and was a part of an offensive line that blocked for Titans' rushers to gain 139 yards on the ground while not allowing a sack on 28 pass attempts.
- Against Houston (10/18), started at center and helped the offense become the first unit in NFL history to have a passer reach 350 yards (364 by Ryan Tannehill) and a rusher reach 200 yards (212 by Derrick Henry) in a game.
- At Indianapolis (11/29), started at center and blocked for Titans' rushers

to gain 229 yards on 45 carries. Member of an offensive front that allowed just one sack on 22 pass attempts.

- At Jacksonville (12/13), started at center and helped open holes for Titans' rushers to gain 249 yards on the ground, including a 215-yard performance by Derrick Henry.
- Against Detroit (12/20), started at center and helped block for Titans' ball carriers to gain 195 yards and score three touchdowns on the ground.
- At Houston (1/3), started at center and blocked for Derrick Henry to gain a franchise-record 250 rushing yards in the Titans' division-clinching victory and in the process become the eighth player in NFL history to eclipse 2,000 rushing yards in a season.

2019 (15/15, 3/3 - Tennessee): Started 15 games at center and helped Derrick Henry lead the NFL with 1,540 rushing yards. Was inactive for one game ending his streak of 120 consecutive games played and 88 consecutive starts. Started all three postseason contests at center.

- At Atlanta (9/29), started at center and was a part of an offensive front that did not allow a sack on 27 pass attempts, while opening holes for Titans' ball carriers to gain 138 yards on the ground.
- Against L.A. Chargers (10/20), started at center and helped the offense amass 403 total yards.
- At Carolina (11/3), was inactive, ending his streak of 120 consecutive games played and 88 consecutive starts.
- Against Kansas City (11/10), started his 100th career game at center and helped open holes for Titans' rushers to gain 225 yards on the ground.
- Against Jacksonville (11/24), started at center and blocked for Titans' ball carriers to gain 219 rushing yards.
- At Oakland (12/8), started at center and was a part of an offensive front that blocked for Titans' ball carriers to gain 161 yards on the ground, while also not allowing a sack on 27 pass attempts.
- At Houston (12/29), started at center and was a part of an offensive front that blocked for Derrick Henry to amass 211 yards on the ground and become the NFL's leading rusher in 2019.
- At New England (1/4), started at center and was a member of an offensive front that opened holes for Derrick Henry to collect 182 yards on the ground.
- At Baltimore (1/11), started at center and was a part of an offensive line that blocked for Derrick Henry to collect a franchise postseason record 195 rushing yards.

2018 (16/16 - Tennessee): Started all 16 games at center for the third consecutive season with the Titans. Played in his 100th consecutive career NFL contest against Philadelphia (9/30/18).

- At Miami (9/9), started at center and was a member of an offensive front that did not allow a sack on 38 pass attempts.
- Against Philadelphia (9/30), started at center in his 100th consecutive contest and was a part of an offensive line that helped amass 397 total yards.
- At Los Angeles Chargers in London (10/21), started at center and helped block for Titans' ball carriers to gain 164 yards on the ground.
- At Dallas (11/5), started at center and helped the Titans' offense accumulate 340 total yards.
- Against N.Y. Jets (12/2), started at center and switched to left guard at the start of the third quarter.
- Against Jacksonville (12/6), started at center and helped open holes for Titans' ball carriers to gain 264 yards on the ground, including a franchise-best 238 rushing yards by Derrick Henry. Part of an offensive front that allowed just one sack for zero yards on 24 pass attempts.
- At N.Y. Giants (12/16), started at center and helped block for Titans' rushers to amass 215 yards, including a 170-yard performance by Derrick Henry.
- Against Indianapolis (12/30), started at center and was a member of an offensive front that did not allow a sack on 29 pass attempts.

2017 (16/16, 2/2 - Tennessee): Started all 16 games and both postseason contests at center in his second campaign with the Titans. Among NFL offensive linemen presently listed as centers, ranks second in the NFL with 64 consecutive games started.

- Against Oakland (9/10), started at center and was a part of an offensive line that helped produce 350 total yards and allow just one sack on 41 pass attempts.
- At Jacksonville (9/17), started at center, his 50th consecutive start, and opened holes for a rushing attack that amassed 179 yards on 36 carries (5.0 avg.). Member of a unit that allowed just one sack on 27 pass attempts.
- Against Seattle (9/24), started at center and helped block for Titans' ball carriers to collect 195 rushing yards on 35 carries (5.6 avg.). Member of an

offensive front that did not allow a sack on 32 pass attempts.

- Against Indianapolis (10/16), started at center and was a member of an offensive front that helped produce 473 total yards and allow just one sack for one yard on 32 pass attempts.
- Against Cincinnati (11/12), started at center and helped open holes for Titans' rushers to gain 180 yards on the ground.
- At Indianapolis (11/26), started at center and was a part of an offensive front that did not allow a sack on 25 pass attempts.
- Against Houston (12/3), started at center and helped open holes for Titans' ball carriers to gain 198 yards on 25 carries with two scores on the ground.
- At Kansas City (1/6), started at center and helped open holes for Titans' ball carriers to gain 202 rushing yards on 31 carries (6.5 avg.) in the Wild Card matchup.

2016 (16/16 - Tennessee): Started all 16 games at center in his first season with the Titans and was a part of an offensive front that blocked for the NFL's third-ranked rushing attack which averaged 136.7 rush yards per game.

- Against Minnesota (9/11), made his Titans debut as the starting center.
- At Detroit (9/18), started at center and blocked for an offense that amassed 363 total yards in a 16-15 comeback win.
- Against Oakland (9/25), started at center and was a part of an offensive line that helped produce 393 total yards and allow just one sack on 33 pass attempts.
- At Miami (10/9), started at center and was a member of an offensive front that opened holes for Titans' rushers to gain 235 yards on the ground and did not allow a sack on 29 pass attempts.
- Against Cleveland (10/16), started at center and blocked for an offense that compiled a season-high 407 total yards, including 137 rushing yards.
- Against Jacksonville (10/27), started at center and opened holes for Titans' ball carriers to accumulate 214 yards on the ground. Was a part of an offensive front that did not allow a sack in 23 pass attempts.
- At San Diego (11/6), started at center and was a part of an offensive line that did not allow a sack on 43 pass attempts.
- Against Green Bay (11/13), started at center and blocked for an offense that amassed 446 total yards and six touchdowns in a 47-25 victory against the Packers.
- At Chicago (11/27), started at center and was a member of an offensive front that did not allow a sack on 23 pass attempts. Blocked for Titans' ball carriers to gain 149 yards on the ground.
- Against Denver (12/11), started at center and was a part of an offensive line that opened holes for Titans' rushers to amass 180 rushing yards on 42 carries in a 13-10 victory over the Broncos.
- At Kansas City (12/18), started at center and helped pave the way for Titans' ball carriers to gain 148 yards on the ground. Member of an offensive front that allowed just one sack for zero yards on 33 pass attempts.

2015 (16/16, 1/1 - Houston): Started all 16 games at center and in Wild Card Game against Kansas City (1/9). Extended his streak of consecutive regular season games played to 64, which is the second-longest active streak among NFL centers.

2014 (16/16 - Houston): Started all 16 games at left guard in his third season with the Texans.

2013 (16/1 - Houston): Played in all 16 games with one start for the Texans.

- At San Francisco (10/6), started at right guard and blocked for a ground game that produced 131 yards.

2012 (16/10, 2/2 - Houston): Appeared in all 16 games with 10 starts as a rookie. Was originally drafted as a center, but worked his way into a starting role at right guard. Was a part of seven 100-yard rushing performances by Arian Foster for the NFL's seventh-ranked offense.

- Against Miami (9/9), made his Texans and NFL debut on special teams in the season opener.
- At Jacksonville (9/17), saw action at right guard and was part of an offensive line that cleared the way for Texans running backs to rush for 216 yards and three touchdowns while not allowing Matt Schaub to be sacked.
- At Denver (9/23), helped provide protection for Matt Schaub, enabling him to tie a career-high with four touchdown passes.
- At N.Y. Jets (10/8), helped Arian Foster rush for a season-high 157 yards

and a touchdown.

COLLEGE:

- Finished his collegiate career ranked third in Georgia history with 49 starts.
- Was a two-time All-SEC selection by the league's coaches and four-time SEC Offensive Lineman of the Week during his career. Was named to Georgia's Team of the Decade.
- As a senior (2011), earned All-SEC first-team honors and was rated the nation's second-best center in the draft by The NFL Draft Report. Named second-team All-SEC honoree by the Associated Press, Phil Steele and the league's coaches for his senior season.
- In his final collegiate season, served as a team captain and started all 14 games at center.
- As a junior (2010), appeared in 13 games making 12 starts. Earned All-SEC second-team honors from The NFL Draft Report.
- As a sophomore (2009), started all 13 games and was named All-SEC second team by the league's coaches.
- As a freshman (2008), appeared in 13 games making 10 starts at center and was selected a Freshman All-American and Freshman All-SEC. Named Freshman All-American first team by College Football News, adding second-team honors from The Sporting News and Phil Steele.
- Member of the fall 2009 Georgia Athletic Director's Honor Roll.
- Majored in Health & Physical Education at Georgia.

PERSONAL:

- Attended Bibb County High School in Centreville, Ala., where he earned Super Prep All-Dixie Team, Prep Star All-Southeast Region and Alabama Sports Writers Association Class 5A first-team All-State honors as a senior.
- Was a standout first baseman and pitcher on Bibb County's baseball team, where in 2007 he was selected to the Tuscaloosa News West Alabama Baseball All-Star squad. Had a .345 career batting average and collected a school-record 48 RBI in 2007.
- Follow Jones on Instagram at @jones60ben.
- Born Benjamin Jones on July 2, 1989 in Birmingham, Ala.

BEN JONES' NFL STATISTICS

REGULAR SEASON

Year	Team	GP	GS
2012	Houston	16	10
2013	Houston	16	1
2014	Houston	16	16
2015	Houston	16	16
2016	Tennessee	16	16
2017	Tennessee	16	16
2018	Tennessee	16	16
2019	Tennessee	15	15
2020	Tennessee	16	16
2021	Tennessee	7	7
NFL Totals		150	129

PLAYOFFS

Year	Team	GP	GS
2012	Houston	2	2
2015	Houston	1	1
2017	Tennessee	2	2
2019	Tennessee	3	3
2020	Tennessee	1	1
NFL Totals		9	9

Starts Breakdown:

2012 - RG 10 (Playoffs - RG 2); 2013 - RG 1; 2014 - LG 16; 2015 - C 16 (Playoffs - C 1); 2016 - C 16; 2017 - C 16 (Playoffs - C 2); 2018 - C 16; 2019 - C 15 (Playoffs - C 3); 2020 - C 16 (Playoffs - C 1); 2021 - C 7

Additional Career Statistics

Tackles - 2 (2014), 1 (2015), 1 (2020)
Fumble Recoveries - 1 (2013)

Additional Career Playoff Statistics

Misc. Tackles - 2 (2015), 1 (2019)



23 CHRIS JONES

CORNERBACK • 6'0" • 200 LBS • COLLEGE: NEBRASKA
ACQUIRED: FA - 2021 • NFL EXPERIENCE (NFL/TITANS): 3/1
HOMETOWN: JACKSONVILLE, FLA.
GAMES PLAYED/GAMES STARTED: 23/6 (PLAYOFFS: 0/0)

PRO: The Titans signed Chris Jones as a free agent during the 2021 offseason to add veteran depth to the defensive backfield. The 6-foot, 200-pounder entered the NFL as a rookie free agent with the Detroit Lions in 2018. He spent time with the Lions (2018 and 2020), Arizona Cardinals (2018–2020) and Minnesota Vikings (2020) prior to arriving in Tennessee, totaling 22 games played and six starts. At the University of Nebraska, he totaled five interceptions in 45 career games.

CAREER HIGHLIGHTS:

- In 2020, Jones appeared in nine games, including eight games and three starts with the Vikings.
- In 2019, he established a career high with 11 games played (three starts) for the Cardinals.

CAREER TRANSACTIONS:

- The Jacksonville, Fla., native was signed by the Detroit Lions as an undrafted free agent on May 11, 2018.
- Waived by the Lions on Sept. 1, 2018.
- Joined the Arizona Cardinals practice squad on Sept. 3, 2018 and promoted to the 53-man roster on Nov. 20, 2018.
- Waived by the Cardinals on Nov. 27, 2018 and added to the practice squad two days later.
- Promoted by the Cardinals to the 53-man roster on Dec. 18, 2018.
- Waived by the Cardinals on Oct. 9, 2019 and added to the practice squad two days later.
- Promoted by the Cardinals to the 53-man roster on Nov. 8, 2019.
- Waived by the Cardinals on Sept. 5, 2020 and added to the practice squad the next day.
- Signed by the Detroit Lions from the Cardinals practice squad on Sept. 16, 2020.
- Released by the Lions on Oct. 17, 2020.
- Re-signed by the Lions on Oct. 21, 2020 and waived on Oct. 24, 2020.
- Claimed by the Minnesota Vikings off waivers from Detroit on Oct. 26, 2020.
- Signed by the Titans as a free agent on April 23, 2021.
- Waived by the Titans on Sept. 6, 2021 and signed to the team's practice squad two days later.
- Activated from the practice squad to the active roster standard elevation on Oct. 23, 2021.

SEASON RECAPS:

2021 (1/0 - Tennessee):

- Against Kansas City (10/24), made his Titans debut on special teams and limited snaps at cornerback and collected a tackle on defense.

2020 (1/0 - Detroit; 8/3 - Minnesota): Appeared in one contest for Detroit and eight games for Minnesota (three starts) after being claimed by the Vikings off waivers on Oct. 26. Totaled a career-high 19 tackles.

- At Arizona (9/27), appeared in only game of 2020 with Detroit.
- Against Detroit (11/8), made three tackles in his Vikings debut.
- At Chicago (11/16), tallied three tackles on Monday Night Football in his first start with the Vikings.

2019 (11/3 - Arizona): Appeared in 11 games with three starts for the Cardinals. Totaled 18 tackles and six passes defended on defense and four stops on special teams.

- Against Carolina (9/22), registered his first career start.
- Against Cleveland (12/15), posted four tackles.

- At Seattle (12/22), registered a start and produced three tackles and three passes defended.

- At L.A. Rams (12/29), registered a start and posted four tackles.

2018 (2/0 - Arizona): Joined the Cardinals after playing the preseason in Detroit. Spent 13 total games on the Cardinals' practice squad, including the first 10 games of the season. Appeared in two total games as a reserve.

- At L.A. Chargers (11/25), saw first career game action.
- At Seattle (12/30), played in the regular season finale.

COLLEGE:

- Played 45 games in four years (2014-17) at Nebraska, totaling five interceptions and 16 passes defended.
- As a senior (2017), had seven tackles and a pass breakup in seven games (six starts). Missed the first five games of the season due to injury. Named to Brook Berringer and Tom Osborne Citizenship Teams.
- As a junior (2016), earned honorable mention All-Big Ten accolades from the coaches and media after recording 37 tackles, three interceptions, 10 passes defended and one touchdown in 13 games (all starts).
- As a sophomore (2015), played in 13 games (seven starts), totaling 25 tackles, two interceptions and five passes defended. Earned Academic All-Big 10 honors.
- As a true freshman (2014), saw action on special teams in 12 games.
- Earned degree in sociology from Nebraska.

PERSONAL:

- Attended Sandalwood (Jacksonville, Fla.) High School, where he helped lead the team to an 8-3 record and an appearance in the Class 8A state playoffs as a senior in 2013.
- Earned All-First Coast honors by the Florida Times-Union as a senior after totaling 32 tackles and four interceptions (one returned for a touchdown).
- Born Christopher Jones on Aug. 13, 1995 in Jacksonville, Fla.

CHRIS JONES' DEFENSIVE GAME-BY-GAME

2018 Arizona Cardinals

Date	Opp	W/L	P/S	Tot Solo	Asst	Sk	- Yds	QBP	TFL	Int - Yds	-TD	PD	FF	FR - Yds	SpT
Sept 9	Was	L	PS												
Sept 16	@ LAR	L	PS												
Sept 23	Chi	L	PS												
Sept 30	Sea	L	PS												
Oct 7	@ SF	W	PS												
Oct 14	@ Min	L	PS												
Oct 18	Den	L	PS												
Oct 28	SF	W	PS												
Nov 11	@ KC	L	PS												
Nov 18	Oak	L	PS												
Nov 25	@ LAC	L	p	0	0	0	0.0	0	0	0	0	0	0	0	0
Dec 2	@ GB	W	PS												
Dec 9	Det	L	PS												
Dec 16	@ Atl	L	PS												
Dec 23	LAR	L	IA												
Dec 30	@ Sea	L	p	0	0	0	0.0	0	0	0	0	0	0	0	0
Totals		3-13	2/0	0	0	0	0.0	0	0	0	0	0	0	0	0

2019 Arizona Cardinals

Date	Opp	W/L	P/S	Tot Solo	Asst	Sk	- Yds	QBP	TFL	Int - Yds	-TD	PD	FF	FR - Yds	SpT
Sept 8	Det	T	p	3	3	0	0	0	0	0	0	0	1	0	0
Sept 15	@ Bal	L	p	1	1	0	0	0	0	0	0	0	0	0	1
Sept 22	Car	L	S	0	0	0	0	0	0	0	0	0	0	0	0
Sept 29	Sea	L	p	3	3	0	0	0	0	0	0	0	0	0	0
Oct 6	@ Cin	W	p	0	0	0	0	0	0	0	0	0	0	0	1
Oct 13	Atl	W	PS												
Oct 20	@ NYG	W	PS												
Oct 27	@ NO	L	PS												
Oct 31	SF	L	PS												
Nov 10	@ TB	L	p	0	0	0	0	0	0	0	0	0	0	0	0
Nov 17	@ SF	L	p	0	0	0	0	0	0	0	0	0	0	0	1
Dec 1	LAR	L	IA												
Dec 8	Pit	L	p	0	0	0	0	0	0	0	0	0	0	0	0
Dec 15	Cle	W	p	4	3	1	0	0	0	0	0	0	1	0	0
Dec 22	@ Sea	W	S	3	1	2	0	0	0	0	0	0	3	0	0
Dec 29	@ LAR	L	S	4	3	1	0	0	0	0	0	0	1	0	0
Totals		5-10-1	11/3	18	14	4	0	0	0	0	0	0	6	0	4

2020 Detroit Lions/Minnesota Vikings

Date	Opp	W/L	P/S	Tot Solo	Asst	Sk	- Yds	QBP	TFL	Int - Yds	-TD	PD	FF	FR - Yds	SpT
Signed by Detroit from Arizona's practice squad on Sept 16															
Sept 20	@ GB	L	IA												
Sept 27	@ Ari	W	p	0	0	0	0.0	0	0	0	0	0	0	0	0
Oct 4	NO	L	IA												
Claimed by Minnesota off waivers from Detroit on Oct. 26															
Nov 1	@ GB	W	IA												
Nov 8	Det	W	p	3	3	0	0.0	0	0	0	0	0	0	0	0
Nov 16	@ Chi	W	S	3	3	0	0.0	0	0	0	0	0	0	0	0
Nov 22	Dal	L	S	1	1	0	0.0	0	0	0	0	0	0	0	0
Nov 29	Car	W	p	1	0	1	0.0	0	0	0	0	0	0	0	0
Dec 6	Jax	W	p	2	2	0	0.0	0	0	0	0	0	0	0	0
Dec 13	@ TB	L	p	3	3	0	0.0	0	0	0	0	0	0	0	0
Dec 20	Chi	L	p	3	3	0	0.0	0	0	0	0	0	0	0	0
Dec 25	@ NO	L	S	3	3	0	0.0	0	0	0	0	0	0	0	0
Jan 3	@ Det	W	IA												
Totals		7-6	9/3	19	18	1	0.0	0	0	0	0	0	0	0	0

2021 Tennessee Titans

Date	Opp	W/L	P/S	Tot Solo	Asst	Sk	- Yds	QBP	TFL	Int - Yds	-TD	PD	FF	FR - Yds	SpT
Sept 12	Ari	L	PS												
Sept 19	@ Sea	W	PS												
Sept 26	Ind	W	PS												
Oct 3	@ NYJ	L	PS												
Oct 10	@ Jax	W	PS												
Oct 18	Buf	W	PS												
Oct 24	KC	W	p	1	1	0	0.0	0.0	0	0	0	0	0	0	0
Oct 31	@ Ind														
Nov 7	@ LAR														
Nov 14	NO														
Nov 21	Hou														
Nov 28	@ NE														
Dec 12	Jax														
Dec 19	@ Pit														
Dec 23	SF														
Jan 2	Mia														
Jan 9	@ Hou														
Totals		5-2	1/0	1	1	0	0.0	0.0	0	0	0	0	0	0	0

CHRIS JONES' NFL STATISTICS


REGULAR SEASON		TACKLES										INTERCEPTIONS					FUMBLES			
Year	Team	GP	GS	Tot	Solo	Asst	Sk	Yds	QBP	TFL	No	Yds	Lg	TD	PD	FF	FR	Yds	SpT	
2018	Arizona	2	0	0	0	0	0	0.0	0.0	0	0	0	0	0	0	0	0	0	0	0
2020	Arizona	11	3	18	14	4	0.0	0.0	0	0	0	0	0	0	6	0	0	0	0	4
2020	DET/MIN	9	3	19	18	1	0.0	0.0	0	0	0	0	0	0	0	0	0	0	0	0
2021	Tennessee	1	0	1	1	0	0.0	0.0	0	0	0	0	0	0	0	0	0	0	0	0
NFL Totals		23	6	38	33	5	0.0	0.0	0	0	0	0	0	6	0	0	0	0	4	

Single-Game Highs

Tackles - 4 (Twice, last at L.A. Rams 12/29/19)

Passes Defensed - 3 at Seattle (12/22/19)

Special Teams Tackles - 1 (Four times, last at L.A. Rams 12/29/19)



42 JOE JONES

LINEBACKER • 6'0" • 240 LBS • COLLEGE: NORTHWESTERN
ACQUIRED: FREE AGENT - 2021 • NFL EXPERIENCE (NFL/TITANS): 5/1
HOMETOWN: PLANO, ILL.
GAMES PLAYED/GAMES STARTED: 52/0 (PLAYOFFS: 0/0)

PRO: The Titans signed free agent Joe Jones to the practice squad during Week 2 of the 2021 season. The 6-foot, 240-pounder has 49 games of experience over four seasons (2017-20) with the Denver Broncos, totaling 26 career special teams stops, four defensive tackles and one blocked punt. The Plano, Ill., native originally signed with the Dallas Cowboys as a rookie free agent following the 2017 NFL Draft, and has also spent time with the Los Angeles Chargers, Seattle Seahawks, and most recently was with the Tampa Bay Buccaneers for the 2021 offseason. Jones tallied 70 tackles, three sacks, two passes defensed and one fumble recovery in 27 games at Northwestern (2013-16).

TITANS TIDBITS:

- Jones' father, Joseph, was a hurdler at Penn State.

CAREER TRANSACTIONS:

- The Plano, Ill., native originally signed with the Dallas Cowboys as a rookie free agent on May 12, 2017.
- Waived by the Cowboys on Sept. 2, 2017.
- Signed by the Los Angeles Chargers to the team's practice squad on Sept. 4, 2017.
- Waived by the Chargers on Sept. 6, 2017.
- Signed by the Seattle Seahawks to the team's practice squad on Sept. 19, 2017.
- Signed by the Denver Broncos to the team's active roster off of the Seahawks practice squad on Nov. 7, 2017.
- Signed by the Tampa Bay Buccaneers as a free agent on May 5, 2021.
- Waived by the Buccaneers on Aug. 30, 2021.
- Signed by the Titans to the team's practice squad on Sept. 13, 2021.
- Signed by the Titans to the team's active roster off of the practice squad on Oct. 8, 2021.

SEASON RECAPS:

2021 (3/0 - Tennessee): Has led the team in special teams tackles once in 2021 (at JAX).

- At Jacksonville (10/10), made his Titans debut as a reserve on special teams in his 50th career game and led the team with three special teams tackles.
- Against Buffalo (10/18), saw action as a reserve on special teams.
- Against Kansas City (10/24), played as a reserve on special teams.

2020 (14/0 - Denver): Saw action in 14 games for the Broncos and posted one tackle and two special teams stops.

- Against Buffalo (12/19), posted one tackle and one special teams stop.

2019 (12/0 - Denver): Appeared in 12 games and tallied eight special teams tackles.

- Against Kansas City (10/17), recorded two special teams stops.

2018 (16/0 - Denver): Played in all 16 games for the first time in his career and tallied a season-high four tackles and led the team with a career-best 12 special teams stops.

- Against Seattle (9/9), notched two special teams tackles.
- At Baltimore (9/23), amassed two special teams stops.
- At N.Y. Jets (10/7), posted two special teams tackles.
- At Cincinnati (12/2), recorded a career-best four tackles.

2017 (7/0 - Denver): Spent training camp with the Dallas Cowboys before being waived during roster cuts. Spent time on the practice squads of the

Los Angeles Chargers and Seattle Seahawks before being signed to the Denver Broncos active roster off of the Seahawks practice squad during Week 10. Appeared in seven games for Denver as a rookie and posted four special teams tackles.

- Against Cincinnati (11/19), made his NFL debut.
- Against Kansas City (12/31), posted a season-high two special teams tackles.

COLLEGE:

- During a four-year career at Penn State (2013-16), played in 37 games with five starts and totaled 70 tackles, three sacks, two passes defensed and one fumble recovery.
- As a senior (2016), appeared in all 13 games with five starts and posted 46 tackles, two sacks, two passes defensed and one fumble recovery.
- As a junior (2015), saw action in 13 games and posted 18 tackles and one sack.
- As a sophomore (2014), played in six contests and tallied five tackles.
- As a redshirt freshman (2013), appeared in five games and posted one tackle.
- As a freshman (2012), redshirted.
- Double-majored in communication studies and economics at Northwestern.

PERSONAL:

- Attended Plano (Ill.) High School where he was an all-conference running back, rushing for 710 yards and eight touchdowns while hauling in 11 passes for 328 yards and five scores in eight games as a senior.
- Also competed in track and was the state champion in the 200-meter hurdles and finished sixth in the 100-meter dash.
- Four-year letterwinner in football and track, and a three-year letterman in basketball.
- Son of Joseph Jones and Shawn-Daria and Daniel Dowd.
- Follow Jones on Twitter and on Instagram @FamilyMan_Joe43.
- Born Joseph Jones on Feb. 21, 1994, in Plano, Ill.

JOE JONES' TITANS GAME-BY-GAME

2021 Tennessee Titans

Date	Opp	W/L	P/S	Tot	Solo	Asst	Sk	- Yds	QBP	TFL	Int	Yds	-TD	PD	FF	FR	Yds	SpT	
Sept 19	@ Sea	W	PS																
Sept 26	Ind	W	PS																
Oct 3	@ NYJ	L	PS																
Oct 10	@ Jax	W	p	0	0	0	0.0	0.0	0	0	0	0	0	0	0	0	0	0	3
Oct 18	Buf	W	p	0	0	0	0.0	0.0	0	0	0	0	0	0	0	0	0	0	0
Oct 24	KC	W	p	0	0	0	0.0	0.0	0	0	0	0	0	0	0	0	0	0	0
Oct 31	@ Ind																		
Nov 7	@ LAR																		
Nov 14	NO																		
Nov 21	Hou																		
Nov 28	@ NE																		

Dec 12	Jax																			
Dec 19	@ Pit																			
Dec 23	SF																			
Jan 2	Mia																			
Jan 9	@ Hou																			
Totals				5-1	3/0	0	0	0	0	0	0	0	0	0	0	0	0	0	0	3

JOE JONES' NFL STATISTICS

REGULAR SEASON		TACKLES										INTERCEPTIONS					FUMBLES			
Year	Team	GP	GS	Tot	Solo	Asst	Sk	Yds	QBP	TFL	No	Yds	Lg	TD	PD	FF	FR	Yds	SpT	
2017	Denver	7	0	0	0	0	0.0	0.0	0	0	0	0	0	0	0	0	0	0	4	
2018	Denver	16	0	4	4	0	0.0	0.0	0	0	0	0	0	0	0	0	0	0	12	
2019	Denver	12	0	0	0	0	0.0	0.0	0	0	0	0	0	0	0	0	0	0	8	
2020	Denver	14	0	1	0	1	0.0	0.0	0	0	0	0	0	0	0	0	0	0	2	
2021	Tennessee	3	0	0	0	0	0.0	0.0	0	0	0	0	0	0	0	0	0	0	3	
NFL Totals		52	0	5	4	1	0.0	0.0	0	0	0	0	0	0	0	0	0	0	29	

Single-Game Highs

Tackles - 4 at Cincinnati (12/2/18)

Special Teams Tackles - 3 at Jacksonville (10/10/21)



2 JULIO JONES

WIDE RECEIVER • 6'3" • 220 LBS • COLLEGE: ALABAMA
ACQUIRED: TRADE (ATL) - 2021 • NFL EXPERIENCE (NFL/TITANS): 11/1
HOMETOWN: FOLEY, ALA.
GAMES PLAYED/GAMES STARTED: 140/139 (PLAYOFFS: 8/8)



Pro Bowl: 2012, 2014, 2015, 2016, 2017, 2018, 2019

PRO: The Titans acquired perennial Pro Bowl wide receiver Julio Jones in a trade with the Atlanta Falcons during the 2021 offseason. The 6-foot-3-inch, 220-pounder brings a complete skill set to his position, excelling in route running, making contested catches, producing yards after the catch, and even blocking. The seven-time Pro Bowler and two-time first-team All-Pro selection eclipsed 12,000 career receiving yards faster than any other player in NFL history shattering Hall of Famer Jerry Rice's old mark and is the NFL's all-time leader in receiving yards per game. Jones entered the league as the sixth overall pick in the 2011 NFL Draft out of Alabama and spent his first 10 NFL seasons with the Falcons where he ranks as the franchise's all-time leader in career receptions and receiving yards.

CAREER HIGHLIGHTS:

- In his first 10 seasons, Jones established himself as one of the premier receivers in NFL history with 848 receptions for 12,896 yards and 60 touchdowns, while playing in 135 games with 134 starts.
- Jones eclipsed 12,000 receiving yards in 125 career games, surpassing Pro Football Hall of Famer Jerry Rice (142 games) as the fastest player to reach 12,000 receiving yards in NFL history.
- Among players who have appeared in at least 100 career games, Jones is the NFL's all-time leader with an average of 96.2 receiving yards per game.
- Jones is a true gamebreaker having scored seven touchdowns of 60 or more yards and 12 touchdowns of 40 or more yards in his career.
- Entering 2021, Jones has recorded 58 career 100-yard receiving games which is fourth-most in NFL history and 19 games with 10 or more catches in his career.
- Jones has 18 career games with 10+ catches and 100+ receiving yards in a game which ranks third in NFL since 2000, trailing only Andre Johnson (21) and Antonio Brown (19).
- Jones is a seven-time Pro Bowl selection (2012, 2014-19) and two-time Associated Press first-team All-Pro (2015-16).
- Jones is the Atlanta Falcons all-time leader in career receptions (848) and receiving yards (12,896).
- In 2018, Jones led the NFL with 1,677 yards on 113 receptions with eight touchdowns and was named a second-team All-Pro by the Associated Press.
- In 2017, Jones posted 1,444 yards on 88 receptions with three touchdowns. He joined Marvin Harrison as the only players in NFL history to record four straight seasons with 80 catches and 1,400 yards.
- In 2016, Jones was named a first team All-Pro by the Associated Press after finishing second in the NFL and leading the NFC with 1,409 receiving yards.
- In 2015, Jones posted one of the best seasons by a receiver in NFL history after leading the NFL with 1,871 receiving yards and tying for the NFL lead with 136 receptions. His final numbers ranked second all-time in receiving yards for a season and tied for second all-time in receptions for a season in NFL history. Was selected first team All-Pro by the Associated Press.
- In 2014, Jones was named to the Pro Bowl after recording 104 catches for 1,593 receiving yards, which both ranked third in the NFL.

TITANS TIDBITS:

- Jones credits his mother, Queen Mavin, as the largest influence in his life as she never let him quit at anything.
- Since joining the NFL in 2011, Jones has worked and volunteered with numerous organizations such as the Wounded Warrior Project, Locks for Love, Huddle Up for Miracles, while also participating in numerous league-

wide initiatives such as My Cause My Cleats and Salute to Service.

- Jones was a standout track athlete in high school. He was named the 2006-07 Gatorade Track & Field Athlete of the Year in the state of Alabama after becoming the state champion in the long jump (24-2) and triple jump (47-5) in both 2006 and 2007.

CAREER TRANSACTIONS:

- The Foley, Ala., native was selected by the Atlanta Falcons in the first round (sixth overall) of the 2011 NFL Draft.
- Traded by the Falcons along with a 2023 sixth-round draft pick to the Titans for a 2022 second-round draft pick and a conditional 2023 fourth-round draft pick on June 9, 2021.

SEASON RECAPS:

- 2021 (5/5 - Tennessee):** Ranks second on the team with 301 receiving yards. Ranks fourth on the squad with 17 receptions. Has 62 career 100-yard receiving performances (including the playoffs), including one in 2021 (at SEA). Has caught at least one pass in 132 consecutive individual regular season games, the second-longest active streak in the NFL. Has led the team in receiving yards once in 2021 (at SEA). Has tied for the team lead in receptions once in 2021 (at SEA). With 13,053 receiving yards in 137 career games, he became the fastest player in NFL history to reach 13,000 receiving yards, surpassing Jerry Rice (154 games). Jones also became the 20th overall player in NFL history to reach the 13,000-yard career receiving mark.
- Against Arizona (9/12), made his Titans debut as a starter at wide receiver and caught three passes for 29 yards.
 - At Seattle (9/19), started at wide receiver and tied for the team lead with six catches for a team-high 128 receiving yards. Kept the Titans' initial scoring drive alive with a 17-yard reception on third-and-five in the first quarter. Kickstarted the Titans' second scoring drive with a 51-yard catch to the Seattle 25-yard line in the second stanza.
 - Against Indianapolis (9/26), started at wide receiver and snared three receptions for 47 yards. Passed Steve Largent (13,089 yards) for 18th place on the NFL's career leaderboard. Extended the opening touchdown drive with a 15-yard grab on fourth-and-four in the first stanza. Kickstarted the Titans' second touchdown drive with a 25-yard reception in the second quarter.
 - At N.Y. Jets (10/3), was inactive.
 - At Jacksonville (10/10), was inactive.
 - Against Buffalo (10/18), returned to the lineup as a starter at wide receiver and snared three passes for 59 yards. Extended the Titans' second scoring drive by hauling in a pass that bounced off Micah Hyde's helmet for a 48-yard toe-tap catch along the sideline on third-and-eight in the second quarter.
 - Against Kansas City (10/24), started at wide receiver and grabbed two passes for 38 yards.

- 2020 (9/9 - Atlanta):** Started nine games and amassed 51 receptions for 771 yards with three touchdown catches. Was inactive for six games, including the final four contests. Finished the season with 848 career catches, surpassing Roddy White for the most career receptions (808) in Falcons franchise history.
- Against Seattle (9/13), notched nine catches for 157 yards in the season opener.
 - At Minnesota (10/18), collected eight receptions for 137 yards with two touchdowns. Scored on touchdown receptions of 20 and 40 yards in the win.
 - At Carolina (10/29), snared seven passes for 137 yards, marking his 58th

career 100-yard receiving game, ranking him fourth all-time in NFL history for 100-yard receiving games, trailing only Jerry Rice (76), Randy Moss (64) and Marvin Harrison (59).

2019 (15/15 - Atlanta): Selected to the Pro Bowl for the sixth consecutive and seventh overall season. Started all 15 games he played and recorded 99 receptions for 1,394 yards with six touchdowns. Was inactive for one contest. Surpassed 1,000 yards for the sixth consecutive year which tied the Falcons franchise record for most consecutive seasons with 1,000 receiving yards (Roddy White, 2007-2012). Eclipsed 12,000 career receiving yards, becoming the fastest player to do so by accomplishing the feat in 125 games (Jerry Rice, 142 games).

- Against Philadelphia (9/15), posted five receptions for 106 yards, including a four-yard touchdown reception and a 54-yard touchdown grab. Passed Roddy White (10,863) for the most receiving yards in franchise history.

- At Indianapolis (9/22), totaled eight catches for 128 yards with a 10-yard touchdown grab in the fourth quarter.

- Against Tennessee (9/29), posted four catches for 52 yards. His first catch of the day, a 20-yarder in the first quarter, put him at 11,016 career receiving yards in 115 games, the fastest a player has accomplished the 11,000-yard receiving feat in NFL history.

- Against Seattle (10/27), recorded 10 catches for 152 yards.

- Against Carolina (12/8), tallied five receptions for 66 yards, surpassing 1,000 yards for the sixth consecutive year which tied the Falcons franchise record for most consecutive seasons with 1,000 receiving yards (Roddy White, 2007-2012).

- At San Francisco (12/15), collected a season-best 13 receptions for 134 yards with two touchdowns. Snared a five-yard touchdown in the second quarter and hauled in the game-winning five-yard touchdown catch from Matt Ryan with two seconds remaining in the game for a 23-22 victory.

- Against Jacksonville (12/22), registered 10 receptions for 166 yards, marking his 55th career 100-yard receiving game. Jones surpassed 12,000 career receiving yards in the contest, becoming the fastest player to do so by accomplishing the feat in 125 games. Hall of Famer Jerry Rice previously held the record of 142 career games.

2018 (16/16 - Atlanta): Named to the Pro Bowl for the fifth consecutive season (sixth overall) after leading the NFL with 1,677 yards on 113 receptions with eight touchdowns. Named a second-team All-Pro by the Associated Press. Started all 16 games and eclipsed the 1,000-yard receiving mark for the fifth straight season. Became the fastest wide receiver to reach 10,000 career receiving yards in NFL history in just 104 games, surpassing Calvin Johnson's previous record (115 games). Reached 47th career 100-yard receiving game to surpass Randy Moss (45) for most 100-yard receiving games in first eight seasons. Became the fourth receiver in NFL history to have 100 receptions and 1,500 yards in three seasons.

- At Philadelphia (9/6), posted 10 receptions for 169 yards. Set a Falcons franchise record with his 40th career 100-yard receiving game surpassing Roddy White (39).

- Against Cincinnati (9/30), hauled in nine catches for 173 yards.

- At Pittsburgh (10/7), registered five catches for 62 yards in his 100th career regular season game. His 9,618 receiving yards is the most through a player's first 100 games in NFL history.

- At Washington (11/4), snared seven passes for 121 yards with a 35-yard touchdown reception in the fourth quarter.

- At Cleveland (11/11), grabbed seven receptions for 107 yards with a one-yard touchdown catch.

- Against Dallas (11/18), tallied six catches for 118 yards with a game-tying 34-yard touchdown reception from Matt Ryan late in the fourth quarter.

- At New Orleans (11/22), snared a season-high 11 receptions for 147 yards, eclipsing the 100-yard receiving mark for the sixth consecutive contest.

- At Green Bay (12/9), posted eight catches for 106 yards with two touchdowns. Hauled in touchdown receptions of 16 and 12 yards from Matt Ryan.

- Against Arizona (12/16), registered six receptions for 82 yards with a 21-yard scoring catch. Posted his 100th reception of the season, becoming the 10th player in NFL history with three 100-catch seasons.

- At Tampa Bay (12/30), snared nine passes for 138 yards with a 19-yard touchdown grab.

2017 (16/16, 2/2 - Atlanta): Named to the Pro Bowl for the fourth consecutive season (fifth overall). Started all 16 games and compiled 1,444 yards on 88 receptions with three touchdowns, eclipsing the 1,000-yard receiving yards mark for the fourth straight season. Joined Marvin Harrison as the only players in NFL history to record four straight seasons with 80 catches and 1,400 yards. Became the fastest player to reach 8,000 receiving yards since the 1970 NFL-AFL merger, accomplishing the feat in 85 games. Set an NFL record for most receptions (563) and receiving yards (8,649) in a player's first 90 games. Caught 18 passes for 195 yards with a touchdown during the postseason.

- At Chicago (9/10), pulled in four catches for 66 yards in the season-opening win and in the process reached 500 career receptions in his 80th game to tie Anquan Boldin as the fastest player in NFL history to accomplish that feat.

- At New England (10/22), collected nine catches for 99 yards with a one-yard touchdown grab.

- Against Tampa Bay (11/26), caught 12 passes for 253 yards and two touchdowns in a Week 12 win making him the first player in NFL history to post three games with at least 250 receiving yards. Posted touchdown receptions of 51 and 25 yards in the second quarter.

- At New Orleans (12/24), recorded seven receptions for 149 yards and in the process tied Roddy White's franchise record with his 39th career 100-yard game.

- At L.A. Rams (1/6), snared nine passes for 94 yards, including an eight-yard touchdown reception from Matt Ryan to seal the victory late in the fourth quarter.

- At Philadelphia (1/13), led the team with nine catches and 101 receiving yards in the divisional playoff.

2016 (14/14, 3/3 - Atlanta): Named a first team All-Pro by the Associated Press for the second straight season and earned his third consecutive Pro Bowl selection (fourth overall) after finishing second in the NFL and leading the NFC with 1,409 receiving yards. Caught 83 passes with six touchdowns, including a 75-yard score. Was the only receiver in the NFL to average 100 yards per game. Was inactive for two games. Started all three postseason contests and amassed 19 receptions for 334 yards with three touchdowns.

- At Oakland (9/18), hauled in five receptions for 106 yards, including a 21-yard touchdown grab from Matt Ryan in the opening stanza.

- Against Carolina (10/2), named NFC Offensive Player of the Week after setting a franchise record with 300 receiving yards on 12 receptions, including a 75-yard touchdown in a 48-33 win. Became just the fourth player in the Super Bowl era to record 300 receiving yards in a single game. Shattered his own club record of 259 yards set in 2014 and became the only player in the Super Bowl era to post two games with 250+ receiving yards.

- At Seattle (10/16), posted seven catches for 139 yards with a 36-yard touchdown grab from Matt Ryan in the third quarter.

- Against San Diego (10/23), collected nine receptions for 174 yards in an overtime loss.

- At Tampa Bay (11/3), hauled in eight passes for 111 yards with a three-yard touchdown.

- Against Green Bay (1/22), became the first player in NFL history to have two postseason games with at least 180 receiving yards and two touchdowns after catching nine passes for 180 yards with two scores in the NFC Championship game. Snared touchdown receptions of five and 73 yards in the victory.

2015 (16/16 - Atlanta): Earned his second straight Pro Bowl selection (third overall) after leading the NFL with 1,871 receiving yards and tying for the NFL lead with 136 receptions. Named a first team All-Pro selection by the Associated Press. Posted one of the best seasons by a receiver in NFL history finishing second all-time in receiving yards for a season and tied for second all-time in receptions for a season. Joined Steelers wide receiver Antonio Brown as one of two players in NFL history with at least 135 catches and 1,800 yards in a single season. Started all 16 games for the first time in his career. Was named NFC Player of the Month for September after leading the NFL with 34 receptions and 440 yards while adding four touchdowns.

- Against Philadelphia (9/14), earned his first career NFC Player of the Week award in Week 1 after catching nine passes for 141 yards and two touchdowns in Atlanta's Monday night win. Posted the 20th 100-yard game of his career and moved into fifth on the Falcons all-time receiving list, passing Jim Mitchell, with 4,471 yards in his first 50 games.

- At N.Y. Giants (9/20), set a career high with 13 receptions for 135 yards, including a 37-yard catch in the fourth quarter that set up the eventual game winning touchdown. Posted back-to-back 100 yard games for the seventh time in his career.
- At Dallas (9/27), recorded his third straight 100-yard game with 164 yards on 12 receptions and two touchdowns. Hauled in touchdown receptions of two and 45 yards in the second half. Became the first player in NFL history to post 135+ receiving yards in each of a team's first three games in a season. Also set an NFL record for the most catches in the first three games of a season (34).
- At Tennessee (10/25), caught nine passes for 92 yards, including the game-winning eight-yard touchdown reception from Matt Ryan in the third quarter. Became the fifth player in Falcons history to eclipse 5,000 career receiving yards.
- Against Tampa Bay (11/1), posted his fourth 100-yard game of the season, with 162 yards on 12 catches. Scored the game-tying touchdown on an eight-yard pass with 17 seconds remaining to force overtime.
- At San Francisco (11/8), notched his fourth game with 10+ receptions and his fifth 100-yard game after grabbing 10 passes for 137 yards.
- Against Indianapolis (11/22), hauled in nine passes for 160 yards, his third straight 100-yard game and the sixth time he's eclipsed 100 receiving yards in 2015.
- At Tampa Bay (12/6), became the second player in franchise history to post two 100-catch seasons when he caught eight passes for 93 yards. Also passed Andre Rison (5,633) for fourth in club history in receiving yards.
- At Jacksonville (12/20), broke Roddy White's single-season receptions record after grabbing nine passes for 118 yards and a touchdown in the win.
- Against Carolina (12/27), caught nine passes for 178 yards, including a 70-yard touchdown catch from Matt Ryan in the third quarter. Became the second player in NFL history with at least 125 catches and 1,700 receiving yards in a season, joining Marvin Harrison (2002).
- Against New Orleans (1/3), passed Pro Football Hall of Famer Jerry Rice for second on the NFL's single season receiving yards list and tied Antonio Brown for second in single season receptions after catching nine passes for 149 yards.

2014 (15/15 - Atlanta): Earned his second trip to the Pro Bowl after recording 104 catches for a then franchise-best 1,593 yards, which both ranked third in the NFL. Snared six touchdown catches. Was inactive for one contest.

- Against Tampa Bay (9/18), caught nine passes for 161 yards and two touchdowns. Hauled in scoring strikes of eight and 40 yards from Matt Ryan.
- At N.Y. Giants (10/5), snagged 11 receptions, which tied a previous career high, for 105 yards.
- Against Arizona (11/30), caught 10 passes for a then career-high 189 yards. Added a 32-yard touchdown reception from Matt Ryan in the opening quarter.
- At Green Bay (12/8), set a then Falcons' franchise record with 259 receiving yards on 11 catches while adding a touchdown. His 259 receiving yards was the best performance by any receiver during the 2014 season. Jones also broke Roddy White's franchise record for single-season receiving yards (1,389) in the game.
- At New Orleans (12/21), recorded his third straight 100-yard receiving game, with 107 receiving yards on seven receptions.

2013 (5/5 - Atlanta): Started the first five games of the season and caught 41 passes for 580 yards with two touchdowns, including a career-long 81-yard score. Placed on injured reserve on Oct. 10. Led the NFL in receptions and receiving yards prior to his injury.

- Against St. Louis (9/15), set then regular season career-highs with 11 catches and 182 receiving yards with a score. Hauled in a career-best 81-yard touchdown reception from Matt Ryan in the opening quarter.

2012 (16/15, 2/2 - Atlanta): Played in all 16 games with 15 starts. Earned his first career Pro Bowl selection after recording 79 receptions for 1,198 yards and 10 touchdowns. Posted four 100-yard games and two multi-touchdown games. Combined with Roddy White to form one of the NFL's top receiving tandems posting an NFL-best 2,549 yards on 171 catches with 17 touchdowns. Started both postseason contests and amassed 17 catches for 241 yards with two touchdowns.

- At Kansas City (9/9), registered six catches for 108 yards and two scores

in the season-opening victory. Snared touchdown receptions of eight and 14 yards from Matt Ryan.

- At Washington (10/7), notched a season-high 10 receptions for 94 yards with an 18-yard touchdown catch.
- At Philadelphia (10/28), posted five receptions for 123 yards with a touchdown. Registered a 63-yard scoring catch from Matt Ryan in the second quarter.
- Against Dallas (11/4), hauled in five passes for 129 yards.
- At Tampa Bay (11/25), collected six receptions for a season-best 147 yards with a score. Gave the Falcons' a 17-13 lead with an 80-yard touchdown catch from Matt Ryan in the third stanza.
- Against N.Y. Giants (12/16), tallied six catches for 74 yards with two scores. Snared touchdown receptions of 40 and three yards from Matt Ryan in the 34-0 victory.
- Against San Francisco (1/20), registered 11 receptions for 182 yards with two touchdowns in the NFC Championship Game. Set a Falcons' franchise record for the most receiving yards in a playoff game and tied the club's postseason record of 11 catches. Snared touchdown receptions of 46 and 20 yards from Matt Ryan.

2011 (13/13, 1/1 - Atlanta): Started 13 games as a rookie and set Falcons rookie records with 959 receiving yards and eight receiving touchdowns on 54 receptions. Was inactive for three games. Started his first career postseason contest and caught seven passes for 64 yards. Earned NFL Rookie of the Month honors for December/January after catching 24 passes for 461 yards and six touchdowns in the final five games of the regular season.

- At Chicago (9/11), made his NFL debut and recorded five receptions for 71 yards, including a team-long 32-yard reception.
- At Seattle (10/2), set a season-high with 11 receptions for 127 yards and recorded his second-consecutive 100-yard receiving game. Became the first rookie to post 11-or-more catches in a game since the Broncos' Eddie Royal in 2008.
- Posted back-to-back 100-yard games at Tampa Bay (9/25) in Week 3 and at Seattle (10/2) in Week 4. Became the first Falcons rookie since Alfred Jenkins in 1975 to accomplish that feat and the first NFL rookie to do so since DeSean Jackson in 2008.
- At Indianapolis (11/6), hauled in three passes for a season-best 131 yards, including his first two career touchdowns. Added two carries for 33 yards. Grabbed his first career touchdown on a 50-yard pass from Matt Ryan in the first quarter. Posted an 80-yard touchdown reception from Ryan in the second stanza.
- At Carolina (12/11), registered 104 yards and two touchdowns on three catches, including a 75-yard scoring reception from Matt Ryan late in the fourth quarter. Hauled in the game-winning 17-yard touchdown from Ryan earlier in the final stanza.
- At New Orleans (12/26), logged eight catches for 128 yards, including his third consecutive game with a touchdown. Snagged a 21-yard touchdown from Matt Ryan in the opening quarter.
- Against Tampa Bay (1/1), notched his third multi-touchdown game of the season after recording four catches for 76 yards and two scores. Caught touchdown passes of 17 and 48 yards from Matt Ryan in the opening stanza.

COLLEGE:

- Established himself as one of the premier wide receivers in college football at the University of Alabama. In 40 games, he caught 179 passes for 2,653 yards with 15 touchdowns and accumulated 3,084 all-purpose yards. Decided to forego his senior season and declared for the 2011 NFL Draft.
- When he left school, his 179 receptions ranked second all-time at Alabama, while his 2,653 receiving yards ranked second in school history and his 15 touchdowns tied for fourth in Crimson Tide annals.
- Was a member of the watch lists for the Maxwell Award, given to the nation's top player, and the Biletnikoff Award, given to the nation's top receiver in both his sophomore and junior seasons.
- As a junior (2010), garnered second-team All-American honors and was a first-team All-Southeastern Conference selection. Started all 13 games and led the Tide with 78 receptions for 1,133 yards and seven touchdowns. Also added 135 yards with two scores on eight carries on the ground. Set then single-season school records with 78 receptions and 1,133 receiving yards.
- As a sophomore (2009), started all 13 games and collected 43 receptions for 596 yards with four touchdowns.

- As a true freshman (2008), earned Freshman All-American first-team honors from the Football Writers Association of America and Sporting News. Became the first true freshman wide receiver ever to start in a season opener for the Crimson Tide. Named second team All-SEC, SEC Freshman of the Year and to the SEC Coaches' All-Freshman Team after finishing the regular season with 58 receptions for 924 yards and four touchdowns.
- Majored in criminal justice and environmental science at Alabama.
- Was the state champion in the high jump (6–6) during the 2007 indoor season and was named an All-county selection in 2005, 2006, and 2007.
- Won Mr. Alabama Track & Field athlete of the year in 2007. Also competed as a sprinter in 2008, and posted a personal-best time of 11.13 seconds in the 100-meter dash at the Class 6A Section 1 Meet, where he placed second.
- Is a two-time recipient of the University of Alabama's Commitment to Academic Excellence Award (2009-10).

PERSONAL:

- Attended Foley (Ala.) High School where he played wide receiver and defensive end.
- Was regarded as the nation's top receiver by Rivals.com, Scout.com and SuperPrep. Was also named the top high school player in the country by Sports Illustrated.
- Concluded his high school career with 194 catches for 3,287 yards with 43 touchdowns while adding three rushing touchdowns, two kickoff return touchdowns, two punt return touchdowns and two fumble returns for scores.
- Was named 2007 "Mr. Football" and Gatorade Player of the Year for the state of Alabama and All-American choice by Parade Magazine, USA Today, EA Sports and Scout.com.
- As a senior, caught 68 passes for 1,181 yards (17.37 avg.) with 16 touchdowns while leading the Lions to a 12-1 overall record, a Region 2 title and an appearance in the state quarterfinals.
- Participated in the high school Under Armour All-America Game, was named a two-time All-America choice by Rivals.com and a two-time All-State selection by the Birmingham News & Alabama Sportswriters Association.
- On Feb. 6, 2008, Jones committed to the Alabama Crimson Tide on National Signing Day, announcing his decision live on ESPNU.
- In addition to football, Jones was a starter on the basketball team and was a standout track athlete.
- Was the state champion in the long jump (24–2) and triple jump (47–5) in both 2006 and 2007. He was named the 2006–07 Gatorade Track & Field Athlete of the Year in the state of Alabama.
- Led community service projects in high school which included Santa America Foundation and local Optimist International Club.
- Follow Jones on Twitter and Instagram at @juliojones_11.
- Born Quintorris Lopez Jones on Feb. 3, 1989 in Foley, Ala.

JULIO JONES' GAME-BY-GAME

2011 Atlanta Falcons				RECEIVING				
Date	Opp.	W/L	P/S	No	Yds	Avg	Lg	TD
Sept 11	@ Chi	L	S	5	71	14.2	32	0
Sept 18	Phi	W	p	2	29	14.5	15	0
Sept 25	@ TB	L	S	6	115	19.2	49	0
Oct 2	@ Sea	W	S	11	127	11.5	45	0
Oct 9	GB	L	S	1	16	16.0	16	0
Oct 16	Car	W	IA					
Oct 23	@ Det	W	IA					
Nov 6	@ Ind	W	S	3	131	43.7	80t	2
Nov 13	NO	L	S	2	9	4.5	6	0
Nov 20	Ten	W	IA					
Nov 27	Min	W	S	0	0	-	0	0
Dec 4	@ Hou	L	S	4	68	17.0	26	0
Dec 11	@ Car	W	S	3	104	34.7	75t	2
Dec 15	Jax	W	S	5	85	17.0	29t	1
Dec 26	@ NO	L	S	8	128	16.0	40	1
Jan 1	TB	W	S	4	76	19.0	48t	2
Totals		10-6	13/13	54	959	17.8	80t	8
Playoffs								
Jan 8	@ NYG	L	S	7	64	9.1	20	0
Totals		0-1	1/1	7	64	9.1	20	0

2012 Atlanta Falcons				RECEIVING				
Date	Opp.	W/L	P/S	No	Yds	Avg	Lg	TD
Sept 9	@ KC	W	S	6	108	18.0	31	2
Sept 17	Den	W	p	4	14	3.5	6	0
Sept 23	@ SD	W	S	5	67	13.4	29	1
Sept 30	Car	W	S	1	30	30.0	30	0
Oct 7	@ Was	W	S	10	94	9.4	29	1
Oct 14	Oak	W	S	4	63	15.8	25	0
Oct 28	@ Phi	W	S	5	123	24.6	63t	1
Nov 4	Dal	W	S	5	129	25.8	48	0
Nov 11	@ NO	L	S	4	75	18.8	52	0
Nov 18	Ari	W	S	3	33	11.0	20	0
Nov 25	@ TB	W	S	6	147	24.5	80t	1
Nov 29	NO	W	S	5	48	9.6	18	0
Dec 9	@ Car	L	S	5	66	13.2	21	1
Dec 16	NYG	W	S	6	74	12.3	40t	2
Dec 22	@ Det	W	S	7	71	10.1	16t	1
Dec 30	TB	L	S	3	56	18.7	28	0
Totals		13-3	16/15	79	1,198	15.2	80t	10
Playoffs								
Jan 13	Sea	W	S	6	59	9.8	21	0
Jan 20	SF	L	S	11	182	16.5	46t	2
Totals		1-1	2/2	17	241	14.2	46t	2

2013 Atlanta Falcons				RECEIVING				
Date	Opp.	W/L	P/S	No	Yds	Avg	Lg	TD
Sept 8	@ NO	L	S	7	76	10.9	22	1
Sept 15	StL	W	S	11	182	16.5	81t	1
Sept 22	@ Mia	L	S	9	115	12.8	28	0
Sept 29	NE	L	S	6	108	18.0	49	0
Oct 7	NYJ	L	S	8	99	12.4	46	0
Oct 20	TB							
Placed on injured reserve on Oct. 10, 2013								
Totals		1-4	5/5	41	580	14.1	81t	2

2014 Atlanta Falcons				RECEIVING				
Date	Opp.	W/L	P/S	No	Yds	Avg	Lg	TD
Sept 7	NO	W	S	7	116	16.6	27	0
Sept 14	@ Cin	L	S	7	88	12.6	24	1
Sept 18	TB	W	S	9	161	17.9	40t	2
Sept 28	@ Min	L	S	6	82	13.7	21	0
Oct 5	@ NYG	L	S	11	105	9.5	22	0
Oct 12	Chi	L	S	4	68	17.0	29	0
Oct 19	@ Bal	L	S	5	56	11.2	24	0
Oct 26	Det	L	S	4	58	14.5	22	0
Nov 9	@ TB	W	S	8	119	14.9	39	0
Nov 16	@ Car	W	S	6	59	9.8	11	0
Nov 23	Cle	L	S	5	68	13.6	24t	1
Nov 30	Ari	W	S	10	189	18.9	41	1
Dec 8	@ GB	L	S	11	259	23.5	79	1
Dec 14	Pit	L	IA					
Dec 21	@ NO	W	S	7	107	15.3	24	0
Dec 28	Car	L	S	4	58	14.5	20	0
Totals		6-10	15/15	104	1,593	15.3	79	6

2015 Atlanta Falcons				RECEIVING				
Date	Opp.	W/L	P/S	No	Yds	Avg	Lg	TD
Sept 14	Phi	W	S	9	141	15.7	44	2
Sept 20	@ NYG	W	S	13	135	10.4	37	0
Sept 27	@ Dal	W	S	12	164	13.7	45t	2
Oct 4	Hou	W	S	4	38	9.5	19	0
Oct 11	Was	W	S	5	67	13.4	20	0
Oct 15	@ NO	L	S	6	93	15.5	30	0
Oct 25	@ Ten	W	S	9	92	10.2	21	1
Nov 1	TB	L	S	12	162	13.5	35	1
Nov 8	@ SF	L	S	10	137	13.7	54	0
Nov 22	Ind	L	S	9	160	17.8	36	0
Nov 29	Min	L	S	5	56	11.2	19	0
Dec 6	@ TB	L	S	8	93	11.6	25	0
Dec 13	@ Car	L	S	7	88	12.6	46	0
Dec 20	@ Jax	W	S	9	118	13.1	23	1
Dec 27	Car	W	S	9	178	19.8	70t	1
Jan 3	NO	L	S	9	149	16.6	29	0
Totals		8-8	16/16	136	1,871	13.8	70t	8

JULIO JONES' GAME-BY-GAME CONT.

2016 Atlanta Falcons

				RECEIVING					
Date	Opp.	W/L	P/S	No	Yds	Avg	Lg	TD	
Sept 11	TB	L	S	4	66	16.5	25t	1	
Sept 18	@ Oak	W	S	5	106	21.2	48	1	
Sept 26	@ NO	W	S	1	16	16.0	16	0	
Oct 2	Car	W	S	12	300	25.0	75t	1	
Oct 9	@ Den	W	S	2	29	14.5	20	0	
Oct 16	@ Sea	L	S	7	139	19.9	36t	1	
Oct 23	SD	L	S	9	174	19.3	50	0	
Oct 30	GB	W	S	3	29	9.7	12	0	
Nov 3	@ TB	W	S	8	111	13.9	21	1	
Nov 13	@ Phi	L	S	10	135	13.5	29	0	
Nov 27	Ari	W	S	4	35	8.8	15	0	
Dec 4	KC	L	S	7	113	16.1	21	0	
Dec 11	@ LAR	W	IA						
Dec 18	SF	W	IA						
Dec 24	@ Car	W	S	4	60	15.0	22	0	
Jan 1	NO	W	S	7	96	13.7	23	1	
Totals		11-5	14/14	83	1,409	17.0	75t	6	

Playoffs

Jan 14	Sea	W	S	6	67	11.2	20	1
Jan 22	GB	W	S	9	180	20.0	73t	2
Feb 5	NE	L	S	4	87	21.8	27	0
Totals		2-1	3/3	19	334	17.6	73t	3

2017 Atlanta Falcons

				RECEIVING					
Date	Opp.	W/L	P/S	No	Yds	Avg	Lg	TD	
Sept 10	@ Chi	W	S	4	66	16.5	25	0	
Sept 17	GB	W	S	5	108	21.6	34	0	
Sept 24	@ Det	W	S	7	91	13.0	18	0	
Oct 1	Buf	L	S	3	30	10.0	16	0	
Oct 15	Mia	L	S	6	72	12.0	18	0	
Oct 22	@ NE	L	S	9	99	11.0	16	1	
Oct 29	@ NYJ	W	S	3	74	24.7	53	0	
Nov 5	@ Car	L	S	6	118	19.7	34	0	
Nov 12	Dal	W	S	6	57	9.5	24	0	
Nov 20	@ Sea	W	S	5	71	14.2	29	0	
Nov 26	TB	W	S	12	253	21.1	51t	2	
Dec 3	Min	L	S	2	24	12.0	13	0	
Dec 7	NO	W	S	5	98	19.6	38	0	
Dec 18	@ TB	W	S	3	54	18.0	29	0	
Dec 24	@ NO	L	S	7	149	21.3	44	0	
Dec 31	Car	W	S	5	80	16.0	27	0	
Totals		10-6	16/16	88	1,444	16.4	53	3	

Playoffs

Jan 6	@ LAR	W	S	9	94	10.4	27	1
Jan 13	@ Phi	L	S	9	101	11.2	21	0
Totals		1-1	2/2	18	195	10.8	27	1

2018 Atlanta Falcons

				RECEIVING					
Date	Opp.	W/L	P/S	No	Yds	Avg	Lg	TD	
Sept 6	@ Phi	L	S	10	169	16.9	36	0	
Sept 16	Car	W	S	5	64	12.8	30	0	
Sept 23	NO	L	S	5	96	19.2	58	0	
Sept 30	Cin	L	S	9	173	19.2	49	0	
Oct 7	@ Pit	L	S	5	62	12.4	18	0	
Oct 14	TB	W	S	10	144	14.4	32	0	
Oct 22	NYG	W	S	9	104	11.6	19	0	
Nov 4	@ Was	W	S	7	121	17.3	35t	1	
Nov 11	@ Cle	L	S	7	107	15.3	30	1	
Nov 18	Dal	L	S	6	118	19.7	34t	1	
Nov 22	@ NO	L	S	11	147	13.4	21	0	
Dec 2	Bal	L	S	2	18	9.0	9	0	
Dec 9	@ GB	L	S	8	106	13.3	28	2	
Dec 16	Ari	W	S	6	82	13.7	22	1	
Dec 23	@ Car	W	S	4	28	7.0	11	1	
Dec 30	@ TB	W	S	9	138	15.3	37	1	
Totals		7-9	16/16	113	1,677	14.8	58	8	

2019 Atlanta Falcons

				RECEIVING					
Date	Opp.	W/L	P/S	No	Yds	Avg	Lg	TD	
Sept 8	@ Min	L	S	6	31	5.2	10	1	
Sept 15	Phi	W	S	5	106	21.2	54t	2	
Sept 22	@ Ind	L	S	8	128	16.0	34	1	
Sept 29	Ten	L	S	4	52	13.0	20	0	
Oct 6	@ Hou	L	S	3	42	14.0	20	0	
Oct 13	@ Ari	L	S	8	108	13.5	22	0	
Oct 20	LAR	L	S	6	93	15.5	39	0	
Oct 27	Sea	L	S	10	152	15.2	25	0	
Nov 10	@ NO	W	S	3	79	26.3	54	0	
Nov 17	@ Car	W	S	6	91	15.2	48	0	
Nov 24	TB	L	S	5	68	13.6	31	0	
Nov 28	NO	L	IA						
Dec 8	Car	W	S	5	66	13.2	38	0	
Dec 15	@ SF	W	S	13	134	10.3	28	2	
Dec 22	Jax	W	S	10	166	16.6	32	0	
Dec 29	@ TB	W	S	7	78	11.1	29	0	
Totals		7-9	15/15	99	1,394	14.1	54t	6	

2020 Atlanta Falcons

				RECEIVING					
Date	Opp.	W/L	P/S	No	Yds	Avg	Lg	TD	
Sept 13	Sea	L	S	9	157	17.4	44	0	
Sept 20	@ Dal	L	S	2	24	12.0	19	0	
Sept 27	Chi	L	IA						
Oct 5	@ GB	L	S	4	32	8.0	19	0	
Oct 11	Car	L	IA						
Oct 18	@ Min	W	S	8	137	17.1	40t	2	
Oct 25	Det	L	S	8	97	12.1	28	0	
Oct 29	@ Car	W	S	7	137	19.6	28	0	
Nov 8	Den	W	S	5	54	10.8	21t	1	
Nov 22	@ NO	L	S	2	39	19.5	22	0	
Nov 29	LV	W	IA						
Dec 6	NO	L	S	6	94	15.7	35	0	
Dec 13	@ LAR	L	IA						
Dec 20	TB	L	IA						
Dec 27	@ KC	L	IA						
Jan 3	@ TB	L	IA						
Totals		4-12	9/9	51	771	15.1	44	3	

2021 Tennessee Titans

				RECEIVING					
Date	Opp.	W/L	P/S	No	Yds	Avg	Lg	TD	
Sept 12	Ari	L	S	3	29	9.7	10	0	
Sept 19	@ Sea	W	S	6	128	21.3	51	0	
Sept 26	Ind	W	S	3	47	15.7	25	0	
Oct 3	@ NYJ	L	IA						
Oct 10	@ Jax	W	IA						
Oct 18	Buf	W	S	3	59	19.7	48	0	
Oct 24	KC	W	S	2	38	19.0	20	0	
Oct 31	@ Ind								
Nov 7	@ LAR								
Nov 14	NO								
Nov 21	Hou								
Nov 28	@ NE								
Dec 12	Jax								
Dec 19	@ Pit								
Dec 23	SF								
Jan 2	Mia								
Jan 9	@ Hou								
Totals		5-2	5/5	17	301	17.7	51	0	

JULIO JONES' NFL STATISTICS

REGULAR SEASON

Year	Team	REGULAR SEASON		RECEIVING					RUSHING				
		GP	GS	No	Yds	Avg	Lg	TD	Att	Yds	Avg	Lg	TD
2011	Atlanta	13	13	54	959	17.8	80t	8	6	56	9.3	19	0
2012	Atlanta	16	15	79	1,198	15.2	80t	10	6	30	5.0	18	0
2013	Atlanta	5	5	41	580	14.1	81t	2	1	7	7.0	7	0
2014	Atlanta	15	15	104	1,593	15.3	79	6	1	1	1.0	1	0
2015	Atlanta	16	16	136	1,871	13.8	70t	8	0	0	-	0	0
2016	Atlanta	14	14	83	1,409	17.0	75t	6	0	0	-	0	0
2017	Atlanta	16	16	88	1,444	16.4	53	3	1	15	15.0	15	0
2018	Atlanta	16	16	113	1,677	14.8	58	8	2	12	6.0	11	0
2019	Atlanta	15	15	99	1,394	14.1	54t	6	2	-3	-1.5	1	0
2020	Atlanta	9	9	51	771	15.1	44	3	0	0	-	0	0
2021	Tennessee	5	5	17	301	17.7	51	0	0	0	-	0	0
NFL Totals		140	139	865	13,197	15.3	81t	60	19	118	6.2	19	0

PLAYOFFS

Year	Team	PLAYOFFS		RECEIVING					RUSHING				
		GP	GS	No	Yds	Avg	Lg	TD	Att	Yds	Avg	Lg	TD
2011	Atlanta	1	1	7	64	9.1	20	0	1	13	13.0	13	0
2012	Atlanta	2	2	17	241	14.2	46t	2	1	-1	-1.0	-1	0
2016	Atlanta	3	3	19	334	17.6	73t	3	0	0	-	0	0
2017	Atlanta	2	2	18	195	10.8	27	1	1	13	13.0	13	0
NFL Totals		8	8	61	834	13.7	73t	6	3	25	8.3	13	0

Single-Game Highs

Receptions - 13 (Twice, last at San Francisco 10/15/19)
 Receiving Yards - 300 vs. Carolina (10/2/16)
 Long Reception - 81t vs. St. Louis (9/15/13)
 Touchdowns - 2 (13 times, last at Minnesota 10/18/20)
 Rushes - 2 at Indianapolis (11/6/11)
 Rushing Yards - 33 at Indianapolis (11/6/11)
 Long Rush - 19 at Indianapolis (11/6/11)

Additional Career Statistics

Misc. Tackles - 1 (2011), 1 (2012), 1 (2013), 3 (2014), 1 (2015),
 2 (2016), 1 (2017), 4 (2018), 3 (2019), **1 (2021)**
 Fumble Recoveries - 1 (2013), 1 (2014), 3 (2015)
 Fumble Recovery Touchdown - 1 vs. Washington (10/11/15)
 Passes Defensed - 1 vs. Tampa Bay (9/18/14)

Playoff Single-Game Highs

Receptions - 11 vs. San Francisco (1/20/13)
 Receiving Yards - 182 vs. San Francisco (1/20/13)
 Long Reception - 73t vs. Green Bay (1/22/17)
 Touchdowns - 2 (Twice, last vs. Green Bay 1/22/17)
 Rushes - 1 (Three times, last at L.A. Rams 1/6/18)
 Rushing Yards - 13 (Twice, last at L.A. Rams 1/6/18)
 Long Rush - 13 (Twice, last at L.A. Rams 1/6/18)

Additional Career Playoff Statistics

Interceptions - 1 vs. Seattle (1/13/13)
 Passes Defensed - 1 vs. Seattle (1/13/13)

NAQUAN JONES' NFL STATISTICS

REGULAR SEASON		TACKLES										INTERCEPTIONS					FUMBLES			
Year	Team	GP	GS	Tot	Solo	Asst	Sk	Yds	QBP	TFL	No	Yds	Lg	TD	PD	FF	FR	Yds	SpT	
2021	Tennessee	4	0	6	3	3	0.0	0.0	1	0	0	0	0	0	0	0	0	0	0	
NFL Totals		4	0	6	3	3	0.0	0.0	1	0	0	0	0	0	0	0	0	0	0	


Single-Game Highs

Tackles - **3 (Twice, last vs. Kansas City 10/24/21)**

Tackles For Loss -

Quarterback Pressures -

Passes Defensed -



6 BRETT KERN

PUNTER • 6'2" • 214 LBS • COLLEGE: TOLEDO
ACQUIRED: WAIVERS - 2009 (DEN) • NFL EXPERIENCE (NFL/TITANS): 14/13
HOMETOWN: GRAND ISLAND, N.Y.
GAMES PLAYED/GAMES STARTED: 209/0 (PLAYOFFS: 6/0)



Pro Bowl: 2017, 2018, 2019



Captain: 2020

PRO: Since joining the Titans in 2009, Brett Kern has placed his name at the very top of most of the franchise's leaderboards at his position. He passed Craig Hentrich (861 punts) in 2020 as the organization's all-time leading punter and finished the season with 876 punts in a Titans uniform. He also concluded 2020 as the team's all-time career leader in gross punting average (45.9 yards), net punting average (40.8) and punts placed inside the 20 (355). Kern owns the top eight net punting seasons in franchise history and six of the team's top eight gross punting seasons. With 183 career games with the Titans through 2020, Kern ranked fourth in franchise history behind Bruce Matthews (296), Elvin Bethea (210) and Brad Hopkins (194). Kern's total is the most for any player during the franchise's "Titans era" (since 1999). When Kern was placed on injured reserve during the 2020 season, it ended his consecutive games played streak ended at 199 games, including his career with the Titans and Denver Broncos. His streak with the Titans ended at 177 consecutive games played, finishing as the second-longest streak in franchise history behind Bruce Matthews' 232 consecutive games from 1987 to 2001. Kern was named to three consecutive Pro Bowls from 2017 to 2019 and earned first team Associated Press All-Pro honors for the first time in 2019. Kern also has served as the team's holder on field goal and extra point attempts for his entire tenure. The University of Toledo product was acquired by the Titans during the 2009 season when he was claimed off waivers from the Denver Broncos.

CAREER HIGHLIGHTS:

- In 2020, Kern punted 37 times for a 45.8 gross average and a 41.5-yard net average with 22 punts placed inside the 20. Since the 1991 season, his 59.5 percent of punts placed inside the 20 in 2020 was the best of any player with at least 30 punts in a season.
- In 2019, Kern was named to the Pro Bowl for the third consecutive season, and he earned first-team Associated Press All-Pro honors for the first time in his career. His 37 punts inside the 20 led the NFL, and his 43.1-yard net average ranked second in team history.
- In 2018, Kern was named to the Pro Bowl for the second consecutive season. His 39 punts inside the 20-yard line on 74 attempts established a franchise record and a career high. He finished the season with a career-long streak of 16 consecutive punts placed inside the 20, including every punt in the final three games of the season.
- In 2017, Kern's gross punting average (49.7) ranked eighth in NFL history and was the highest of any player since 2012. His net punting average (44.6) ranked second in NFL history. He was named to his first career Pro Bowl and was selected second-team Associated Press All-Pro after leading the NFL with a career-high and franchise-best 49.7 gross average and a career-best and franchise-high 44.6 net average.
- In 2016, Kern placed 41.6 percent of his punts inside the opponent's 20-yard line (32 of 77), which at the time ranked second in his career (42.2 in 2009).
- In 2015, Kern launched a career-high tying 88 punts to become the second-leading punter (career punts) in franchise history. He placed a then-career-high 34 punts inside the 20 with only one touchback (career low). He also accomplished a first-of-its-kind feat, becoming the first punter in NFL history to record 80 or more punts, a net average of 40 yards, and one or zero touchbacks in a single season.
- In 2014, Kern booted 88 total punts for a gross average of 46.8 yards and a net average of 40.8 yards, which broke his own single-season team record (40.4-yard net average in 2012).
- In 2013, Kern established then-career benchmarks with 32 punts inside the 20-yard line and only two touchbacks.
- Kern arguably had his most productive season in 2012 when he ranked

fifth in the AFC with what at the time was a franchise record and career-best 47.6 gross punt average. He also finished ninth in the AFC with a then-franchise record 40.4 net punting average.

- In 2009, Kern's combined average of 45.5 yards per punt with the Titans and Broncos ranked eighth in the NFL.
- In 2008, Kern ranked fifth in the league with a 46.7-yard punting average and was named to the All-Rookie team by Pro Football Weekly/PFWA and the Sporting News.

TITANS TIDBITS:

- Kern's father, Cal, is a former professional soccer goalie.
- Kern is an avid golfer that sports a +1 handicap. He picked the game up late in his high school years and caddied for three summers at Inverness Golf Club while in college. The course is located in Toledo, Ohio, and has hosted PGA and NCAA Championships. In 2011, Kern competed in The Vinny, a local golf fundraising tournament hosted by singers Vince Gill and Amy Grant, and finished fourth in the event.

CAREER TRANSACTIONS:

- The Grand Island, N.Y., native was originally signed by the Denver Broncos as a rookie free agent on April 28, 2008.
- Claimed by the Titans off waivers from the Broncos on Oct. 27, 2009.

SEASON RECAPS:

2021 (4/0 - Tennessee): Ranks as the franchise's all-time leader with 884 punts. Has appeared in 187 games with the Titans, which ranks fourth on the team's all-time career games played list. His first game of 2021 marked the beginning of his 13th season with the Titans, putting him in a tie with Brad Hopkins (13) for third place in franchise history for most seasons played behind only Bruce Matthews (19) and Elvin Bethea (16). Has registered two punts of 50 or more yards in 2021.

- Against Arizona (9/12), punted three times for 151 yards (50.3 avg.) with a long punt of 59 yards.
- At Seattle (9/19), punted twice for 94 yards (47.0 avg.) with one kick placed inside the 20-yard line. Pinned the Seahawks deep in their own territory with a 53-yard punt to the Seattle 13-yard line in overtime.
- Against Indianapolis (9/26), punted once for 42 yards.
- At N.Y. Jets (10/3), was inactive.
- At Jacksonville (10/10), was inactive.
- Against Buffalo (10/18), missed the game on the reserve/COVID-19 list.
- Against Kansas City (10/24), returned to the lineup and punted twice for 94 yards (47.0 avg.) with both kicks placed inside the five-yard line. Pinned the Chiefs deep in their own territory with a 46-yard punt that went out of bounds at the three-yard line early in the fourth quarter. Nailed a 49-yard punt that checked up and was downed at the Chiefs' three-yard line in the final quarter.

2020 (13/0, 1/0 - Tennessee): Played in 13 games and notched 37 punts for 1,685 yards (45.8 avg.) with 22 kicks placed inside the 20-yard line. Placed on injured reserve on Nov. 7 and missed three games. Activated from injured reserve designated to return on Nov. 28. Played as a reserve in the postseason contest and punted five times for 228 yards (45.6 avg.) with four kicks placed inside the 20-yard line. Became the seventh player in franchise history to play in 12 seasons with the organization. Registered 13 punts of 50 or more yards in 2020. Passed Craig Hentrich (177 games) for fourth place on the franchise's career games played list at Indianapolis (11/29/20). Set a franchise record and a career-high with a 60.5-yard gross average against Pittsburgh (10/25/20). Appeared in his 200th NFL regular season game and became the franchise's all-time leader in punts

at Indianapolis (11/29/20).

- At Denver (9/14), punted four times for 204 yards (51.0 avg.) with a long punt of 66 yards. Flipped field position by booming a 66-yard punt to the Denver three-yard line early in the second quarter.
- Against Jacksonville (9/20), punted three times for 122 yards (40.7 avg.) with all three kicks placed inside the 15-yard line. Pinned the Jaguars deep in their own territory with a 34-yard punt that was downed by Chris Milton at the Jacksonville six-yard line early in the second quarter. Boomed a 56-yard punt to the Jaguars' 15-yard line in the final quarter. Placed a 31-yard punt that was fair caught at the 11-yard line in the final stanza.
- Against Buffalo (10/13), punted three times for 128 yards (42.7 avg.) with all three punts placed inside the 10-yard line. Boomed a 55-yard punt to the Bills 10-yard line in the opening quarter. Placed a 32-yard punt that was fair caught at the Bills' nine-yard line in the second stanza. Pinned the Bills deep in their own territory with a 41-yard punt that was downed by Chris Milton at the Buffalo three-yard line in the third quarter.
- Against Houston (10/18), punted once for 54 yards, his fewest punts in a game since he punted once at Dallas (11/5/18).
- Against Pittsburgh (10/25), recorded four punts for 242 yards, establishing a franchise record and career-high 60.5 gross avg. with one kick placed inside the 20-yard line. His 60.5-yard gross average ranked third in the NFL since 1970.
- At Indianapolis (11/29), returned to the lineup for his 200th career regular season contest and punted four times for 160 yards (40.0 avg.) with all four kicks placed inside the 20-yard line. Passed Craig Hentrich (861 punts) for the most punts in franchise history. Nailed a 47-yard punt that went out of bounds at the Colts' 12-yard line in the second quarter. Boomed a 48-yard punt that went out of bounds at the Colts' eight-yard line in the third stanza. Placed a 32-yard punt that was fair caught at the Indianapolis' 13-yard line in the third quarter. Pinned the Colts deep in their own territory with a 33-yard punt to the Indianapolis' six-yard line in the fourth quarter.
- At Jacksonville (12/13), punted four times for 165 yards (41.3 avg.) with four kicks placed inside the 20-yard line. Pinned the Jaguars deep in their own territory with a 37-yard punt to the Jacksonville 13-yard line late in the first quarter. Boomed a 50-yard punt to the Jaguars' 12-yard line on the first play of the fourth quarter.
- At Green Bay (12/27), punted four times for 174 yards (43.5 avg.) with one kicked placed inside the 20-yard line. Boomed a 60-yard punt to the Green Bay 14-yard line late in the fourth quarter.
- Against Baltimore (1/10), punted five times for 228 yards (45.6 avg.) with four kicks placed inside the 20-yard line. His 45.6 net average established a new franchise single-game postseason record. His four punts inside the 20 tied the franchise postseason record. Boomed a 51-yard punt to the Ravens' 18-yard line in the opening quarter. Nailed a 53-yard punt to the Ravens' 18-yard line in the second stanza. Placed a 49-yard punt to the Baltimore seven-yard line in the third quarter.

2019 (16/0, 3/0 - Tennessee): Named first-team All-Pro by the Associated Press. Selected to his third career Pro Bowl. Led the NFL with 37 kicks placed inside the 20-yard line. Led the AFC with a 47.1 gross avg. and ranked third in the AFC with a 43.1 net avg. Saw action in all 16 games for the 12th consecutive season and punted 78 times for 3,672 yards (47.1 avg.). Completed one of two passes for 11 yards and rushed once for no gain. Played in all three postseason contests and punted 15 times for 729 yards (48.6 avg.). Completed his only postseason pass for 28 yards. Registered 39 punts of 50 or more yards in 2019. Tied the NFL record with eight punts placed inside the 20 at Denver (10/13/19). Became the second player in franchise history to reach 800 career punts with the team at Denver (10/13/19).

- At Cleveland (9/8), punted six times for 277 yards (46.2 avg.) with three kicks placed inside the 20-yard line. Pinned the Browns deep in their own territory with a 46-yard punt that was downed at the Cleveland seven-yard line late in the opening stanza. Flipped field position with a massive 70-yard punt that was downed at the Browns' three-yard line and led to Cameron Wake's safety of Baker Mayfield two plays later.
- At Atlanta (9/29), punted five times for 225 yards (45.0 avg.) with all five kicks placed inside the 20-yard line. It was the seventh time in his career he placed at least five punts inside the 20 in a game. Boomed a 53-yard punt that went out of bounds at the Falcons' 10-yard line early in the second quarter. Pinned Atlanta deep in their own territory with a 50-yard punt that went out of bounds at the Falcons' five-yard line in the third stanza. Placed a 39-yard punt that went out of bounds at the Atlanta 10-yard line late in the third quarter. Pinned the Falcons' at their two-yard line with a 33-yard punt that was downed by Beau Brinkley late in the final quarter.
- At Denver (10/13), punted nine times for 424 yards (47.1 avg.) with a

career-best eight kicks placed inside the 20-yard line. Tied the NFL record with eight punts placed inside the 20 in a game. Flipped field position with a 61-yard punt to the Broncos' seven-yard line in the first quarter. Pinned the Broncos deep in their own territory with a 40-yard punt to the Denver 10-yard line in the third quarter. Nailed a 57-yard punt out of bounds at the Denver 15-yard line in the third stanza. Placed a 38-yard punt that was downed by LeShaun Sims at the Broncos' three-yard line in the final quarter.

- Against L.A. Chargers (10/20), punted twice for 84 yards with both kicks being placed inside the 20-yard line. Extended the Titans' opening scoring drive with an 11-yard pass to Kevin Byard on the fake punt on fourth-and-eight in the opening stanza.
- Against Tampa Bay (10/27), punted five times for 248 yards (49.6 avg.) with one kick placed inside the 20-yard line. Had one rush for zero yards on a fake field goal. Flipped field position with a 61-yard punt to the Tampa Bay 15-yard line in the third stanza.
- Against Kansas City (11/10), punted four times for 204 yards (51.0 avg.) with two kicks inside the 20-yard line. His 49.8-yard net average was the second-highest net average of his career and tied for the second-highest net average in franchise history. Pinned the Chiefs deep in their own territory with a 41-yard punt that was fair caught at the Kansas City eight-yard line late in the opening stanza. Boomed a 56-yard punt to the Chiefs' four-yard line late in the second quarter. Flipped field position with a 65-yard punt to the Kansas City 18-yard line early in the third quarter.
- At Indianapolis (12/1), punted five times for 244 yards (48.8 avg.) with four kicks placed inside the 20-yard line. Pinned the Colts deep in their own territory with a 31-yard punt that was fair caught at the 10-yard line in the second quarter. Boomed a 48-yard punt that downed at the Indianapolis six-yard line late in the second stanza. Flipped field position by blasting a 63-yard punt late in the third quarter. Placed a 37-yard punt that was fair caught at the Colts' 10-yard line in the final quarter.
- At New England (1/4), punted six times for 275 yards (45.8 avg.) with four kicks placed inside the 20-yard line. Pinned the Patriots deep in their own territory with a 44-yard punt to the New England 13-yard line in the third quarter. Placed a 36-yard punt that was downed at the Patriots' seven-yard line in the third quarter. Boomed a 58-yard punt that rolled dead at the New England one-yard line late in the fourth quarter.
- At Baltimore (1/11), punted six times for 315 yards (52.5 avg.) with a touchback. Placed a 32-yard punt to the Ravens' 12-yard line early in the fourth quarter.
- At Kansas City (1/19), punted three times for 139 yards (46.3 avg.) with one kick placed inside the 20-yard line. Flipped field position with a 53-yard punt to the Kansas City 12-yard line in the fourth quarter. Extended the Titans' final touchdown drive with a 28-yard pass to Amani Hooker on a fake punt in the fourth quarter.

2018 (16/0 - Tennessee): Named to his second consecutive Pro Bowl. Named to the PFWA's All-AFC team. Ranked second in the AFC with a 47.1 gross avg. Ranked second in the AFC with a 41.7 net avg. Set a career-high with 39 punts placed inside the 20-yard line, including a career-best 16 consecutive punts inside the 20 to conclude the season. Punted 74 times for 3,483 yards and collected a special teams tackle. Registered 34 punts of 50 or more yards.

- At Miami (9/9), punted four times for 179 yards (44.8 avg.) with four kicks placed inside the 20-yard line. Flipped field position with a 55-yard punt to the Dolphins' 18-yard line in the second stanza.
- Against Houston (9/16), punted five times for 261 yards (52.2 avg.) with one kick placed inside the 20-yard line. Flipped field position by booming a season-long 62-yard punt to the Texans' seven-yard line early in the third quarter.
- Against Philadelphia (9/30), punted five times for 254 yards (50.8 avg.) with two kicks placed inside the 10-yard line. Registered his first career tackle with a key stop along the sideline in the fourth quarter. Pinned the Eagles deep in their own territory twice in the second quarter with a 48-yard kick that was downed at the Philadelphia five-yard line and a 49-yarder that rolled out of bounds at the Philadelphia three-yard line.
- At Los Angeles Chargers in London (10/21), punted twice for 103 yards (51.5 avg.) with a long of 54 yards. Appeared in his 145th consecutive game with the Titans, the fourth longest streak in franchise history.
- Against New England (11/11), punted five times for 241 yards (48.2 avg.) with two kicks placed inside the 20-yard line. Pinned the Patriots deep in their own territory with a 36-yard punt that was fair caught at the New England nine-yard line in the second quarter. With his 147th consecutive game in a Titans uniform, he passed Craig Hentrich (146) and tied Robert Brazile for third place on the franchise's all-time consecutive games played

list.

- At Indianapolis (11/18), punted six times for 296 yards (49.3 avg.) with three kicks placed inside the 20-yard line. Moved into second place on the team's consecutive games played list (148) trailing only Bruce Matthews (232).
- Against Jacksonville (12/6), punted twice for 118 yards (59.0 avg.) with one kick placed inside the 20-yard line. Flipped field position and tied his season long with a 63-yard punt to the Jaguars' 25-yard line in the second quarter. Pinned the Jaguars deep in their own territory with a 56-yard punt to the Jacksonville five-yard line early in the fourth quarter.
- At N.Y. Giants (12/16), punted five times for 220 yards (44.0 avg.) with all five kicks placed inside the 20-yard line on a rainy and windy day.
- Against Washington (12/22), punted four times for 169 yards (42.3 avg.) with all four kicks placed inside the 20-yard line. With his 152nd game in a Titans uniform, passed Benji Olson (152) for ninth place on the team's all-time games played list. Pinned Washington' deep in its own territory with a 40-yard punt to the Washington seven-yard line late in the first quarter. Placed a 49-yard punt that was downed at the' seven-yard line early in the third quarter. Launched a 50-yard punt that went out of bounds at the' 15-yard line with less than 20 seconds to play in the fourth quarter.
- Against Indianapolis (12/30), punted six times for 272 yards (45.3 avg.) with all six kicks placed inside the 20-yard line. Finished the season with 16 consecutive kicks placed inside the 20-yard line. Pinned the Colts deep in their own territory with a booming 58-yard punt that went out of bounds at the Indianapolis 10-yard line in the opening stanza. Set up the Titans' defensive touchdown by plaining a 56-yard punt that was downed at the Colts' six-yard line in the second quarter. Nailed a 54-yard punt to the Indianapolis seven-yard line in the third stanza.

2017 (16/0, 2/0 - Tennessee): Named to his first career Pro Bowl and was selected second-team Associated Press All-Pro. Led the NFL with a career-high and franchise-best 49.7 gross average and a career-best and franchise-high 44.6 net average. His gross punting average ranked eighth in NFL history and was the highest of any player since 2012. His net punting average ranked second in NFL history. Registered 42 punts of 50 or more yards in 2017. Posted a career-best 56.8 gross punt average against Seattle (9/24/17). Notched a career-high 50.2 net punt average at Miami (10/8/17). Played in his 150th career game against Indianapolis (10/16/17). Played in his 136th consecutive game with the Titans at San Francisco (12/17/17) and in doing so, passed former linebacker Keith Bulluck (135) and former defensive end Elvin Bethea (135) for fifth place in franchise history for consecutive games played.

- Against Seattle (9/24), punted six times for 341 yards for a career-best 56.8 gross punt average. Boomed three punts of 60 or more yards and placed two kicks inside the 20-yard line. Flipped field position by nailing a 62-yard punt to the Seattle two-yard line in the first quarter.
- At Houston (10/1), punted five times for 246 yards (49.2 avg.) with one kick placed inside the 20-yard line. Flipped field position with a 54-yard punt to the Texans' 14-yard line in the third stanza.
- At Miami (10/8), tied a career-high with 10 punts for a career-best 549 yards (54.9 avg.) while setting a single-game career mark with a 50.2 net avg. Placed four punts inside the 20-yard line. Flipped field position with a 60-yard punt to the Dolphins' 10-yard line in the first quarter. Pinned the Dolphins deep in their own territory with a 48-yard punt that was downed at the Miami three-yard line in the opening stanza. Nailed a 58-yard punt that was fair caught at the Dolphins' 13-yard line in the second stanza. Boomed a season-long 71-yard punt from deep in his own end zone in the third quarter.
- At Cleveland (10/22), punted four times for 208 yards (52.0 avg.) with two kicks placed inside the 20-yard line. Flipped field position with a 55-yard punt to the Browns' 12-yard line in the first quarter. Pinned the Browns deep in their own territory with a 58-yard punt to the Cleveland nine-yard line late in the fourth quarter.
- Against Baltimore (11/5), punted five times for 256 yards (51.2 avg.) with three kicks placed inside the 20-yard line. Pinned the Ravens deep in their own territory with a 56-yard punt that was downed at the Baltimore six-yard line. Placed a 41-yard punt that was fair caught at the Ravens' nine-yard line in the third quarter.
- Against Cincinnati (11/12), punted six times for 339 yards (56.5 avg.) with a season-long kick of 74 yards, the second-longest kick of his career. Flipped field position with a pair of punts (74, 66) in the final stanza.
- At Arizona (12/10), punted six times for 313 yards (52.2 avg.) with two kicks placed inside the 20-yard line. Flipped field position by nailing a 54-yard punt that went out of bounds at the Arizona 12-yard line early in the second quarter.

- At San Francisco (12/17), punted twice for 111 yards (55.5 avg.) with one kick placed inside the 20-yard line. Played in his 136th consecutive game with the Titans. In doing so, he passed former linebacker Keith Bulluck (135) and former defensive end Elvin Bethea (135) for fifth place in franchise history for consecutive games played. Flipped field position with a 59-yard punt that was downed at the San Francisco 13-yard line in the fourth quarter.
- Against Jacksonville (12/31), punted nine times for 383 yards (42.6 avg.) with four kicks placed inside the 20-yard line. Flipped field position with a 70-yard punt to the Jaguars' two-yard line in the third quarter.
- At Kansas City (1/6), punted three times for 131 yards (43.7 avg.) with two kicks placed inside the 20-yard line in his first career postseason game. Flipped field position by booming a 57-yard punt in the first stanza.

2016 (16/0 - Tennessee): Punted 77 times for 3,402 yards (44.2 avg.) with 32 kicks placed inside the 20-yard line. Registered 19 punts of 50 or more yards.

- At Detroit (9/18), punted three times for 142 yards (47.3 avg.) with one kick placed inside the 20-yard line. Pinned the Lions deep in their own territory with a 37-yard punt that was downed by Cody Riggs at the Lions' one-yard line in the second stanza.
- Against Oakland (9/25), punted six times for 311 yards (51.8 avg.) with three kicks placed inside the 20-yard line. Pinned the Raiders deep in their own territory with a 53-yard punt that was fair caught at the Oakland seven-yard line. Boomed a 40-yard punt that was fair caught at the Raiders' nine-yard line in the second quarter. Pinned the Raiders deep in their own territory with a booming 62-yard punt that went out of bounds at the Oakland 10-yard line in the third quarter.
- Against Cleveland (10/16), punted five times for 225 yards (45.0 avg.) with three kicks placed inside the 20-yard line. Pinned the Browns deep in their own territory with a 29-yard punt that was fair caught at the Cleveland eight-yard line in the second quarter. Launched a 52-yard punt that was downed at the Browns' 11-yard line in the second stanza. Flipped field position with a 46-yard punt that was fair caught at the Browns' six-yard line in the third quarter.
- Against Indianapolis (10/23), punted four times for 188 yards (47.0 avg.) with three kicks placed inside the 20-yard line. Pinned the Colts deep in their own territory with a 29-yard punt that was downed at the Indianapolis seven-yard line in the second quarter. Boomed a 48-yard punt that was downed at the Colts' seven-yard line in the second quarter. Flipped field position with a 62-yard punt in the third quarter.
- Against Green Bay (11/13), punted four times for 166 yards (41.5 avg.). Forced a Trevor Davis muffed punt that was recovered by LeShaun Sims in the second quarter.
- At Chicago (11/27), punted four times for 177 yards (44.3 avg.) with two kicks placed inside the 20-yard line. Pinned the Bears deep in their own territory with a 44-yard punt that was fair caught at the Chicago 11-yard line.
- Against Denver (12/11), punted a season-high seven times for 308 yards (44.0 avg.) with three kicks placed inside the 20-yard line. Nailed a 43-yard punt that was fair caught at the Denver six-yard line late in the first stanza. Pinned the Broncos deep in their own territory late in the fourth quarter with a 47-yard punt that was downed by Tre McBride at the Denver two-yard line.
- At Kansas City (12/18), punted four times for 142 yards (35.5 avg.) and limited Tyreek Hill to just three return yards on three punt returns.
- Against Houston (1/1), punted five times for 211 yards (42.2 avg.) with a season-high five punts placed inside the 20-yard line. Boomed a 48-yard punt that went out of bounds at the Houston 10-yard line in the second quarter.

2015 (16/0 - Tennessee): Totaled 88 punts (tied for fifth place in franchise history), a 47.4-yard gross average (second in franchise history), a 40.3 net average (third in franchise history), a career-high 34 punts inside the 20 (third in franchise history) and only one touchback (career low). Accomplished a first-of-its-kind feat, becoming the first punter in NFL history to record 80 or more punts, a net average of 40 yards, and one or zero touchbacks in a single season. Boomed 42 punts of 50 or more yards in 2015. Placed a career-high seven punts inside the 20-yard line against Houston (12/27/15), which also qualified as the most ever recorded for the franchise (statistic tracked since 1976) and the most by any NFL punter in 2015. The seven punts inside the 20 also tied for the third-highest total in any NFL game since 1976. On his third punt of the day against Houston (12/27/15), passed Jim Norton (522) for second place on the franchise's all-time career punting list. Registered four punts at Tampa Bay (9/13/15)

and became the third player in franchise history to reach 450 punts in a Titans/Oilers uniform.

- At Tampa Bay (9/13), punted four times for 189 yards (47.3 avg.) with one kick placed inside the 20-yard line. Boomed a 57-yard punt in the second quarter. Pinned the Browns deep in their territory with a 38-yard punt that was downed at the two-yard line in the third quarter.
- Against Atlanta (10/25), punted seven times for 305 yards (43.6 avg.) with five kicks placed inside the 20-yard line. Pinned Atlanta deep in their own territory with a 36-yard punt that was fair caught at the Falcons' 12-yard line. Boomed a 54-yard punt that was fair caught at the Falcons' 15-yard line. Placed a 39-yard punt that was fair caught at the Atlanta 11-yard line in the second quarter. Pinned the Falcons deep in their own territory with a 38-yard punt that went out of bounds at the Atlanta 12-yard line.
- At Houston (11/1), posted seven punts for 349 yards (49.9 avg.) with three kicks placed inside the 20-yard line and a 45.9 net avg. Six of his seven punts went at least 50 yards or pinned the Texans inside the 20. Pinned the Texans deep in their territory with a 39-yard punt that was fair caught at the Houston 10-yard line in the second quarter. Boomed a 55-yard punt that went out of bounds at the Texans' seven-yard line.
- At Jacksonville (11/19), appeared in his 100th game with the Titans and punted five times for 226 yards (45.2 avg.) with two kicks placed inside the 20-yard line.
- At New England (12/20), punted five times for 272 yards (54.4 avg.) with one kick placed inside the 20-yard line. Boomed a 61-yard punt that Danny Amendola later fumbled setting up the Titans' first scoring drive. Boomed a 56-yard punt that went out of bounds at the Patriots' six-yard line in the third quarter.
- Against Houston (12/27), punted a season-high nine punts for 427 yards (47.4 avg.) with a career-high seven kicks placed inside the 20-yard line. Boomed a 58-yard punt to the Texans' six-yard line in the first quarter. Pinned the Texans deep in their own territory with a 31-yard punt that went out of bounds at the Houston five-yard line. Blasted a 59-yard punt to the Texans' six-yard line in the fourth quarter. On his third punt of the day, passed Jim Norton (522) for second place on the franchise's all-time career punting list.
- At Indianapolis (1/3), punted six times for 300 yards (50.0 avg.) with two kicks placed inside the 20-yard line. Pinned the Colts deep in their own territory with a 51-yard punt to the Indianapolis nine-yard line in the opening stanza. Boomed a 52-yard punt that was fair caught at the Colts' eight-yard line in the third quarter.

2014 (16/0 - Tennessee): Appeared in all 16 games and set a franchise record with a 40.8 net punt average. Punted career-high 88 times for career-best 4,118 yards (46.8 avg.) with 28 kicks placed inside the opponents' 20-yard line. His 46.8 gross average was the third-highest of his career. Boomed 37 punts of 50 or more yards in 2014. Notched a 48.8-yard net average at Baltimore (11/9/14), the third best of his career and the fourth best in team history. Notched a career-long and franchise-tying long 79-yard punt against Indianapolis (12/28/14).

- At Kansas City (9/7), punted six times for 304 yards with three kicks placed inside the 20-yard line. Boomed a 63-yard punt in the first quarter and nailed a 56-yard punt that forced the returner out of bounds at the Chiefs' two-yard line in the second quarter. His 50.7 gross average was his highest since Dec. 30, 2012 (51.0 against Jacksonville), and his 63-yard punt was his longest since a 63-yarder on Sept. 22, 2013 against the Chargers.
- At Indianapolis (9/28), saw action in his 100th career regular season game and punted six times for 265 yards (44.2 avg.) with two kicks placed inside the 20-yard line. Pinned the Colts deep in their own territory with a 35-yard punt that was fair caught at the Indianapolis nine-yard line in the third quarter.
- Against Jacksonville (10/12), punted five times for 249 yards (49.8 avg.) with three kicks placed inside the 20-yard line. Flipped field position by booming a 69-yard punt in the fourth quarter. It was the third-longest punt of his career and his longest since Dec. 2, 2012 against the Houston Texans (70 yards).
- Against Houston (10/26), totaled six punts for a 51.7-yard gross average and a 48.7 net average with two punts placed inside the 20. His net average at the time was the third best of his career and the fourth best in team history (minimum four punts). In the third quarter, he booted a punt that went 62 yards and pinned the Texans on their own two-yard line. His six punts gave him 400 total punts in a Titans uniform. He became the fourth player in franchise history to reach 400 punts, joining Craig Hentrich (861), Jim Norton (519) and Cliff Parsley (429).
- At Baltimore (11/9), punted eight times for 414 yards (51.8 avg.) with a

48.8 net avg. His 48.8-yard net average was the third best of his career and the fourth best in team history. Boomed a 58-yard punt to the Ravens' 18-yard line in the fourth quarter.

- Against N.Y. Giants (12/7), punted six times for 284 yards (47.3 avg.). In the third quarter, recorded the 500th punt of his seven-year NFL career. He also moved past Cliff Parsley (431 career punts) for third place on the team's all-time career punts list.
- Against N.Y. Jets (12/14), punted six times for 295 yards (49.2 avg.) with three kicks placed inside the 20-yard line. Pinned the Jets deep in their own territory with a 49-yard punt that was fair caught at the New York seven-yard line in the second quarter. Placed a 38-yard punt that was fair caught at the Jets' 10-yard line in the second stanza. On his third punt of the game, which marked his 432nd punt as a member of the Titans, he moved past Cliff Parsley (431 career punts) for third place on the team's all-time punting list.
- Against Indianapolis (12/28), punted seven times for 383 yards (54.7 avg.) with a career-long punt of 79 yards. Three of his kicks were placed inside the 20-yard line. His 79-yarder broke his previous career long of 71 yards (at Miami on Nov. 11, 2012) and tied the franchise record. Jim Norton set the record against Kansas City on Nov. 22, 1964, and it never was equaled until Kern's attempt. Kern punted seven times against the Colts for a gross average of 54.7 yards per punt, a net average of 46.1 yards per punt and three punts inside the 20. His gross average was the third-highest of his career.

2013 (16/0 - Tennessee): Appeared in all 16 games and punted 78 times for 3,386 yards (43.4 avg.). Placed a career-best 32 punts inside the 20-yard line with a career-low two kicks as touchbacks. Set a career-high and a franchise record by placing six punts inside the 20-yard line against Houston (12/29/13). Boomed 24 punts of 50 or more yards in 2013.

- Against San Diego (9/22), punted three times for 140 yards (46.7 avg.) with two kicks placed inside the 20-yard line and a long of 63 yards. Flipped field position with a 63-yard punt that was downed at the Chargers' 17-yard line in the first quarter. Was credited with one rush for zero yards after fumbling a snap in the second quarter. Pinned the Chargers deep in their own territory with a 35-yard punt that was downed at the San Diego 11-yard line in the fourth quarter.
- Against N.Y. Jets (9/29), punted seven times for 293 yards (41.9 avg.) and tied a career-best with four kicks inside the 20-yard line. Boomed a 53-yard punt to the Jets' 15-yard line in the second quarter. Nailed a 50-yard punt to the Jets' 12-yard line early in the third quarter. Pinned the Jets deep in their territory with a 34-yard punt that was downed by Tommie Campbell at the New York one-yard line in the third quarter. Boomed a 54-yard punt to the Jets' 24-yard line in the third stanza.
- Against Arizona (12/15), punted three times for 145 yards (48.3 avg.) with two kicks placed inside the 20-yard line. Pinned the Cardinals deep in their own territory with a 51-yard punt that was downed at the Arizona three-yard line in the second quarter.
- Against Houston (12/29), punted six times for 253 yards (42.2 avg.) and set a franchise record with all six kicks being placed inside the 20-yard line. Pinned the Texans at their own five-yard line with a 38-yard punt late in the third quarter. Boomed a 53-yard punt that was fair caught at the Houston 10-yard line. Nailed a 56-yard punt that went out of bounds at the Texans' nine-yard line.

2012 (16/0 - Tennessee): Appeared in all 16 games and ranked fifth in the AFC with a franchise record 47.6 gross punt average. Ranked ninth in the AFC with a franchise record 40.4 net punting average. Posted career-highs with 10 punts and 391 punt yards against N.Y. Jets (12/17/12). Ranked third in franchise history with a career-best 49.0 net punting average at Jacksonville (11/25/12). Boomed a career-long 71-yard punt at Miami (11/11/12). Boomed 34 punts of 50 or more yards in 2012.

- Against New England (9/9), punted four times for 209 yards (52.3 avg.) and placed two punts inside the 20-yard line. Flipped field position by booming a 56-yard punt in the opening quarter. Nailed a 54-yard punt to the Patriots' eight-yard line late in the second quarter. Lined up in the back of the end zone and booted a 55-yard punt in the third quarter.
- At San Diego (9/16), punted seven times for a then career-best 361 yards (51.6 avg.). Notched the third-best net punt average in franchise history with a then career-high 48.6 net punt average. Boomed a 63-yard punt to the Chargers' 25-yard line in the second quarter. Nailed a 54-yard punt that was marked out of bounds at the Chargers' 16-yard line in the third quarter.
- At Houston (9/30), punted seven times for 326 yards (46.6 avg.) and placed two kicks inside the 20-yard line. Boomed a 50-yard punt to the Texans' 14-yard line in the first quarter. Pinned the Texans deep in their

own territory with a 52-yard punt to the Houston 12-yard line in the second stanza. Placed a 33-yard punt that was downed at the Houston seven-yard line. Blasted a 60-yard punt to the Texans' 14-yard line late in the third quarter.

- Against Pittsburgh (10/11), punted five times for 261 yards (52.2 avg.) with two kicks placed inside the 20-yard line. Boomed a 61-yard punt to the Steelers' 15-yard line in the second quarter. Flipped field position by nailing a 58-yard punt late in the second quarter.
- At Miami (11/11), punted four times for 208 yards (52.0 avg.) with a net avg. of 48.0 yards. Placed three kicks inside the 20-yard line. Boomed a career-long 71-yard punt that rolled out of bounds at the Dolphins' 15-yard line in the first quarter. Nailed a 50-yard punt to the Dolphins' 14-yard line in the second quarter. Placed a 36-yard punt that was downed at the Miami eight-yard line in the fourth quarter.
- At Jacksonville (11/25), punted four times for 201 yards (50.3 avg.) and posted a career-best 49.0 net punting average. The net punting average ranked third in Titans' franchise history.
- Against Houston (12/2), punted six times for 303 yards (50.5 avg.) with two kicks inside the 20-yard line. Boomed a 70-yard punt to flip field position in the first quarter. Pinned the Texans deep in their own territory with a 40-yard punt that was downed at the Houston one-yard line in the second quarter. Registered a special teams tackle on coverage units.
- Against N.Y. Jets (12/17), punted a career-best 10 times for a career-high 391 yards with four kicks placed inside the 20-yard line. Pinned the Jets deep in their territory with a 44-yard punt that was fair-caught at the New York seven-yard line in the second quarter. Flipped field position with a 43-yard punt that fair-caught at the Jets' eight-yard line in the fourth quarter.

2011 (16/0 – Tennessee): Appeared in all 16 games and set a new franchise record with his 39.4-yard net average, topping Craig Hentrich's previous franchise high of 39.2 yards, set in 1998. Registered a career-high 86 punts for 3,747 yards (43.6 avg.). Set a career-high with 31 punts placed inside the 20-yard line in 2011. Ranked seventh in the AFC with a 39.4-yard net punt avg. Boomed 22 punts of 50 or more yards in 2011.

- Against Baltimore (9/18), punted three times for 119 yards with two punts placed inside the 20-yard line. Nailed a 55-yard punt in the first quarter. Pinned the Ravens deep in their own territory with a 33-yard punt that was downed by Gerald McRath at the Baltimore four-yard line in the opening stanza.
- Against Denver (9/25), punted four times for 176 yards (44.0 avg.). Boomed a 62-yard punt in the first quarter. Nailed a 51-yard punt later in the opening stanza. Kept a Titans' scoring drive alive by scooping up an errant snap and racing 21 yards down the right sideline in the second quarter.
- Against Houston (10/23), punted seven times for 319 yards (45.6 avg.) with two kicks inside the 20-yard line. Tallied a 44-yard punt that was downed at the Texans' eight-yard line in the first quarter. Boomed a 54-yard punt in the second quarter that went out of bounds at the Texans' six-yard line. Launched a 53-yard punt early in the third quarter.
- Against Indianapolis (10/30), tied a career-high with eight punts for 330 yards (41.3 avg.). Placed a 30-yard punt that was fair caught at the Colts' 13-yard line late in the first stanza. Boomed a 55-yard punt in the third quarter and a 54-yard punt in the final stanza.
- Against Jacksonville (12/24), punted four times for 172 yards (43.0 avg.) with three kicks placed inside the 20-yard line. Nailed a 47-yard punt that was downed at the Jaguars' three-yard line in the first quarter. Placed a 30-yard punt that was downed at the Jaguars' eight-yard line in the second stanza. Boomed a 51-yard punt that was fair caught at the Jaguars' 16-yard line in the third quarter.
- At Houston (1/1), punted six times for 286 yards (47.7 avg.) and tied a season-best with four kicks placed inside the 20-yard line and a 45.8 net avg. Placed a 35-yard punt that was downed at the Texans' 10-yard line in the first quarter. Nailed a 47-yard punt that was downed at the Texans' three-yard line in the second stanza. Boomed a 58-yard punt in the third quarter. Booted a 52-yard punt that went out of bounds at the Texans' five-yard line in the fourth quarter.

2010 (16/0 – Tennessee): Appeared in all 16 games and finished fifth in the AFC with a 39.1-yard net avg. Registered career-highs with 77 punts, 3,302 yards and 39.1 net avg. Tied a career high with four punts inside the 20-yard line at San Diego (10/31/10). Set new career-high with 352 punt yards at Kansas City (12/26/10). Boomed a career-best 68-yard punt against Philadelphia (10/24/10).

- Against Oakland (9/12), punted four times for 200 yards (50.0 avg.) with two kicks placed inside the 20-yard line. Booted a 37-yard punt that was downed at the Raiders' nine-yard line in the second quarter. Boomed a

59-yard punt in the fourth quarter.

- At N.Y. Giants (9/26), punted five times for 214 yards (42.8 avg.). Placed a 37-yard punt that was downed by Michael Griffin at the Giants' one-yard line, which led to a Titans' safety in the third quarter. Boomed a 55-yard punt in the third quarter.
- At San Diego (10/31), punted six times for 279 yards (46.5 avg.) and tied a career high by placing four punts inside the Chargers' 20-yard line. Placed a 35-yard punt that was downed at the San Diego nine-yard line. Boomed a 63-yard punt late in the third quarter. Nailed a 48-yard punt that was downed at the Chargers' three-yard line.
- At Houston (11/28), punted seven times for 328 yards (46.9 avg.) with two kicks placed inside the 20-yard line. Boomed a 56-yard punt to the Houston nine-yard line in the first quarter. Nailed a 50-yard punt later in the opening stanza. Booted a 56-yard punt to the Houston 15-yard line in the third quarter.

2009 (6/0 - Denver; 10/0 - Tennessee): In 10 games with Titans, punted 37 times for 1,665 yards with 18 punts placed inside the 20-yard line and ranked fourth in the AFC with a 45.5 gross avg. Appeared in the first six games with the Denver Broncos and punted 27 times for 1,245 yards (46.1 avg.) while placing nine punts inside the 20-yard line.

- Against Dallas (10/4), boomed six punts for 305 yards (50.8 avg.) with two kicks downed inside the 20-yard line. Nailed four punts for a 55.3 average from Denver territory.
- Against Jacksonville (11/1), made his Titans debut and punted four times for 193 yards (48.3 avg.) with three punts placed inside the 20-yard line in the Titans' 30-13 victory. Boomed a 55-yard punt that sailed out of bounds at the Jaguars' seven-yard line in the second quarter. Nailed a 51-yard punt that was downed at the Jaguars' seven-yard line during the final stanza. Perfectly placed a 37-yard punt that was downed at the Jaguars' three-yard line late in the fourth quarter.
- Against Arizona (11/29), punted four times for 184 yards (46.0 avg.) with two kicks placed inside the 20-yard line in the Titans' 20-17 come-from-behind victory. Placed a 38-yard punt that was downed at the Cardinals' 10-yard line in the fourth quarter.
- At Seattle (1/3), punted four times for 214 yards (53.5 avg.), including a career-best 46.5 net avg. and a career-long 67-yard punt in the Titans' season-ending 17-13 victory. Nailed a 56-yard punt to the Seahawks' 19-yard line in the second quarter. Booted a career-best 67-yard punt in the second stanza.

2008 (16/0 - Denver): Appeared in all 16 games and ranked fifth in the league with a 46.7-yard gross punting average that marked the third-best season total by a Bronco in club history (min. 45 punts). Received all-rounder honors from Pro Football Weekly/PFWA and The Sporting News. Punted 46 times for 2,150 yards (46.7 gross / 37.8 net) with 13 punts placed inside the 20-yard line. Tied for the third-fewest touchbacks in the NFL with four, marking the fewest in a season by a Bronco with at least 45 punts since 1997 (Tom Rouen, 4).

- Against San Diego (9/14), punted three times for 161 yards (53.7 avg.)
- Against Tampa Bay (10/5), posted five punts for 248 yards (49.6 avg.) with two kicks placed inside the 20-yard line.
- At N.Y. Jets (11/30), nailed five punts for 214 yards (42.8 avg.) with four kicks inside the 20-yard line.

COLLEGE:

- Played 47 career games at the University of Toledo, punting 189 times for 7,994 yards (42.3 avg.) with 59 punts placed inside the 20-yard line.
- Ranked second in the nation in gross punting average (46.1 yds., 52 punts for 2,399 yards) and was a finalist for the Ray Guy Award (nation's best punter) as a senior.
- Earned third team All-America honors as a senior as the only player from the Mid-American Conference to receive Associated Press All-America honors.
- Named Mid-American Conference's Special Teams Player of the Year as a senior.
- Earned a bachelor's degree in geography from Toledo and posted a 3.38 grade point average while earning CoSIDA second-team academic all-district recognition as a senior.

PERSONAL:

- Married to Tiffany Kern and the couple has a son, Bryce Jeremiah, and two daughters, Anelle Naomi and Quinn Eliana.
- Was a two-time first-team all-state selection at Grand Island High School

in Grand Island, N.Y., and averaged 39 yards per punt as a senior and 42.5 yards per punt as a junior.

- Also played basketball and was a long jumper and high hurdler on the track team in high school.

- List of favorites: (movie) "Shooter"; (TV show) "Gold Rush"; (music artist) LeCrae, Thousand Foot Krutch, KB, tobyMac; (school subject) geography; (car) 1969 Dodge Charger; (video game) "FIFA," "Tiger Woods PGA Golf"; (food) spaghetti; and (book) the Bible.

- Follow Kern on Twitter and on Instagram at @brettkern6.

- Born Brett Alan Kern on Feb. 17, 1986, in Grand Island, N.Y.

BRETT KERN'S GAME-BY-GAME

2008 Denver Broncos

Date	Opp	W/L	No	Yds	Avg	Net	TB	In 20	Lg	Blk
Sept 8	@ Oak	W	2	80	40.0	38.5	0	1	42	0
Sept 14	SD	W	3	161	53.7	42.0	1	1	64	0
Sept 21	NO	W	2	105	52.5	37.5	0	0	56	0
Sept 28	@ KC	L	2	77	38.5	38.0	0	0	51	0
Oct 5	TB	W	5	248	49.6	45.8	0	2	63	0
Oct 12	Jax	L	4	192	48.0	39.5	1	0	52	0
Oct 20	@ NE	L	5	243	48.6	32.0	1	1	62	0
Nov 2	Mia	L	4	185	46.3	45.0	0	3	61	0
Nov 6	@ Cle	W	1	29	29.0	24.0	0	0	29	0
Nov 16	@ Atl	W	3	127	42.3	39.3	0	1	52	0
Nov 23	Oak	L	2	112	56.0	11.5	0	0	60	0
Nov 30	@ NYJ	W	5	214	42.8	41.4	0	4	52	0
Dec 7	KC	W	1	52	52.0	20.0	0	0	52	0
Dec 14	@ Car	L	5	241	48.2	39.8	1	0	57	0
Dec 21	Buf	L	0	0	0.0	0.0	0	0	0	0
Dec 28	@ SD	L	2	84	42.0	34.0	0	0	46	0
Totals		8-8	46	2,150	46.7	37.8	4	13	64	0

2009 Denver Broncos/Tennessee Titans

Date	Opp	W/L	No	Yds	Avg	Net	TB	In 20	Lg	Blk
Sept 13	@ Cin	W	8	340	42.5	36.4	0	3	56	0
Sept 20	Cle	W	2	109	54.5	42.5	0	1	57	0
Sept 27	@ Oak	W	2	81	40.5	27.0	1	0	48	0
Oct 4	Dal	W	6	305	50.8	41.7	2	2	62	0
Oct 11	NE	W	5	231	46.2	37.8	1	2	64	0
Oct 19	@ SD	W	4	179	44.8	15.5	2	1	50	0
Nov 1	Jax	W	4	193	48.3	43.3	1	3	55	0
Nov 8	@ SF	W	5	217	43.4	44.0	0	2	57	0
Nov 15	Buf	W	3	119	39.7	31.3	0	2	58	0
Nov 23	@ Hou	W	4	176	44.0	41.5	0	2	51	0
Nov 29	Ari	W	4	184	46.0	41.3	1	2	56	0
Dec 6	@ Ind	L	2	78	39.0	39.0	0	1	46	0
Dec 13	StL	W	3	115	38.3	36.3	0	1	54	0
Dec 20	Mia	W	5	244	48.8	44.0	1	2	59	0
Dec 25	SD	L	3	125	41.7	39.7	0	2	46	0
Jan 3	@ Sea	W	4	214	53.5	46.5	1	1	67	0
Totals		14-2	64	2,910	45.5	38.5	10	27	67	0

* First six games with Denver; final 10 games with Tennessee

2010 Tennessee Titans

Date	Opp	W/L	No	Yds	Avg	Net	TB	In 20	Lg	Blk
Sept 12	Oak	W	4	200	50.0	44.5	0	2	60	0
Sept 19	Pit	L	5	244	48.8	42.2	0	1	57	0
Sept 26	@ NYG	W	5	214	42.8	36.6	1	1	55	0
Oct 3	Den	L	6	245	40.8	31.5	1	0	60	0
Oct 10	@ Dal	W	5	174	34.8	34.6	0	2	45	0
Oct 18	@ Jax	W	2	98	49.0	50.0	0	1	51	0
Oct 24	Phi	W	4	192	48.0	44.0	0	0	68	0
Oct 31	@ SD	L	6	279	46.5	44.2	0	4	63	0
Nov 14	@ Mia	L	5	209	41.8	37.8	1	2	52	0
Nov 21	Was	L	5	169	33.8	31.4	0	2	51	0
Nov 28	@ Hou	L	7	328	46.9	43.6	0	2	56	0
Dec 5	Jax	L	2	72	36.0	36.0	0	0	40	0
Dec 9	Ind	L	4	165	41.3	41.3	0	0	46	0
Dec 19	Hou	W	4	150	37.5	34.5	0	2	46	0
Dec 26	@ KC	L	8	352	44.0	37.0	1	3	58	0
Jan 2	@ Ind	L	5	211	42.2	42.2	0	2	48	0
Totals		6-10	77	3,302	42.9	39.1	4	24	68	0

2011 Tennessee Titans

Date	Opp	W/L	No	Yds	Avg	Net	TB	In 20	Lg	Blk
Sept 11	@ Jax	L	7	291	41.6	34.3	1	2	48	0
Sept 18	Bal	W	3	119	39.7	38.3	0	2	55	0
Sept 25	Den	W	4	176	44.0	32.3	0	0	62	0
Oct 2	@ Cle	W	6	237	39.5	36.5	0	2	64	0
Oct 9	@ Pit	L	4	169	42.3	42.3	0	1	44	0
Oct 23	Hou	L	7	319	45.6	42.7	1	2	54	0
Oct 30	Ind	W	8	330	41.3	34.1	2	2	55	0
Nov 6	Cin	L	7	320	45.7	41.6	1	1	54	0
Nov 13	@ Car	W	5	221	44.2	38.2	1	1	48	0
Nov 20	@ Atl	L	5	225	45.0	39.6	0	0	57	0
Nov 27	TB	W	3	88	29.3	29.3	0	3	41	0
Dec 4	@ Buf	W	5	239	47.8	45.8	0	4	57	0
Dec 11	NO	L	5	226	45.2	37.6	1	1	52	0
Dec 18	@ Ind	L	7	329	47.0	45.0	0	3	58	0
Dec 24	Jax	W	4	172	43.0	41.8	0	3	51	0
Jan 1	@ Hou	W	6	286	47.7	45.8	0	4	58	0
Totals		9-7	86	3,747	43.6	39.4	7	31	64	0

2012 Tennessee Titans

Date	Opp	W/L	No	Yds	Avg	Net	TB	In 20	Lg	Blk
Sept 9	NE	L	4	209	52.3	45.5	0	2	56	0
Sept 16	@ SD	L	7	361	51.6	48.6	1	3	63	0
Sept 23	Det	W	1	41	41.0	41.0	0	0	41	0
Sept 30	@ Hou	L	7	326	46.6	41.7	0	2	60	0
Oct 7	@ Min	L	6	256	42.7	42.8	0	3	53	0
Oct 11	Pit	W	5	261	52.2	44.8	1	2	61	0
Oct 21	@ Buf	W	3	124	41.3	34.7	1	2	57	0
Oct 28	Ind	L	3	130	43.3	39.0	0	1	61	0
Nov 4	Chi	L	6	299	49.8	30.0	1	1	59	1
Nov 11	@ Mia	W	4	208	52.0	48.0	0	3	71	0
Nov 25	@ Jax	L	4	201	50.3	49.0	0	1	57	0
Dec 2	Hou	L	6	303	50.5	39.3	0	2	70	0
Dec 9	@ Ind	L	3	165	55.0	47.0	0	1	57	0
Dec 17	NYJ	W	10	391	39.1	36.4	1	4	55	0
Dec 23	@ GB	L	8	376	47.0	34.4	0	2	54	0
Dec 30	Jax	W	4	204	51.0	35.8	0	1	55	1
Totals		6-10	81	3,855	47.6	40.4	5	30	71	2

2013 Tennessee Titans

Date	Opp	W/L	No	Yds	Avg	Net	TB	In 20	Lg	Blk
Sept 8	@ Pit	W	5	208	41.6	41.4	0	4	55	0
Sept 15	@ Hou	L	8	382	47.8	46.6	0	1	54	0
Sept 22	SD	W	3	140	46.7	44.3	0	2	63	0
Sept 29	NYJ	W	7	293	41.9	40.9	0	4	54	0
Oct 6	KC	L	6	272	45.3	38.8	0	2	56	0
Oct 13	@ Sea	L	4	140	35.0	31.3	0	1	46	0
Oct 20	SF	L	6	263	43.8	43.8	0	3	55	0
Nov 3	@ StL	W	5	228	45.6	35.0	1	1	55	0
Nov 10	Jax	L	5	219	43.8	42.6	0	1	53	0
Nov 14	Ind	L	3	117	39.0	34.0	0	0	48	0
Nov 24	@ Oak	W	4	163	40.8	29.0	0	1	49	1
Dec 1	@ Ind	L	6	222	37.0	32.2	0	4	35	0
Dec 8	@ Den	L	4	201	50.3	43.5	0	0	62	0
Dec 15	Ari	L	3	145	48.3	48.3	0	2	51	0
Dec 22	@ Jax	W	3	140	46.7	38.7	1	0	50	0
Dec 29	Hou	W	6	253	42.2	42.2	0	6	56	0
Totals		7-9	78	3,386	43.4	39.7	2	32	63	1

2014 Tennessee Titans

Date	Opp	W/L	No	Yds	Avg	Net	TB	In 20	Lg	Blk
Sept 7	@ KC	W	6	304	50.7	42.8	0	3	63	0
Sept 14	Dal	L	5	225	45.0	38.0	1	1	54	0
Sept 21	@ Cin	L	4	141	35.3	25.3	2	0	45	0
Sept 28	@ Ind	L	6	265	44.2	41.8	0	2	55	0
Oct 5	Cle	L	4	188	47.0	34.8	0	1	54	1
Oct 12	Jax	W	5	249	49.8	39.8	2	3	69	0
Oct 19	@ Was	L	5	196	39.2	39.0	0	2	44	0
Oct 26	Hou	L	6	310	51.7	48.7	0	2	62	0
Nov 9	@ Bal	L	8	414	51.8	48.8	0	0	58	0
Nov 17	Pit	L	4	141	35.3	31.8	0	2	51	0
Nov 23	@ Phi	L	6	294	49.0	40.7	0	2	57	0
Nov 30	@ Hou	L	5	226	45.2	41.2	0	2	58	0
Dec 7	NYG	L	6	284	47.3	39.2	0	1	55	0
Dec 14	NYJ	L	6	295	49.2	45.3	0	3	56	0
Dec 18	@ Jax	L	5	203	40.6	34.4	1	1	51	0
Dec 28	Ind	L	7	383	54.7	46.1	1	3	79	0
Totals		2-14	88	4,118	46.8	40.8	7	28	79	1

2015 Tennessee Titans

Date	Opp	W/L	No	Yds	Avg	Net	TB	In 20	Lg	Blk
Sept 13	@ TB	W	4	189	47.3	43.0	0	1	57	0
Sept 20	@ Cle	L	6	298	49.7	24.0	0	1	55	0
Sept 27	Ind	L	5	212	42.4	42.4	0	2	49	0
Oct 11	Buf	L	6	251	41.8	31.8	1	3	58	0
Oct 18	Mia	L	3	125	41.7	39.7	0	2	61	0
Oct 25	Atl	L	7	305	43.6	41.9	0	5	54	0
Nov 1	@ Hou	L	7	349	49.9	45.9	0	3	60	0
Nov 8	@ NO	W	5	253	50.6	46.4	0	2	56	0
Nov 15	Car	L	5	259	51.8	39.				

BRETT KERN'S GAME-BY-GAME CONT.

2016 Tennessee Titans

Date	Opp	W/L	No	Yds	Avg	Net	TB	In 20	Lg	Blk
Sept 11	Min	L	5	231	46.2	38.4	1	1	64	0
Sept 18	@ Det	W	3	142	47.3	39.7	0	1	54	0
Sept 25	Oak	L	6	311	51.8	45.5	0	3	62	0
Oct 2	@ Hou	L	5	257	51.4	30.6	1	1	71	0
Oct 9	@ Mia	W	5	175	35.0	17.8	0	3	51	0
Oct 16	Cle	W	5	225	45.0	43.8	0	3	52	0
Oct 23	Ind	L	4	188	47.0	42.5	0	3	62	0
Oct 27	Jax	W	4	155	38.8	38.8	0	2	44	0
Nov 6	@ SD	L	4	182	45.5	44.8	0	1	55	0
Nov 13	GB	W	4	166	41.5	38.0	0	0	46	0
Nov 20	@ Ind	L	5	219	43.8	37.4	1	1	57	0
Nov 27	@ Chi	W	4	177	44.3	43.3	0	2	47	0
Dec 11	Den	W	7	308	44.0	38.1	1	3	61	0
Dec 18	@ KC	W	4	142	35.5	34.8	0	0	38	0
Dec 24	@ Jax	L	7	313	44.7	43.3	0	3	54	0
Jan 1	Hou	W	5	211	42.2	41.0	0	5	48	0
Totals		9-7	77	3,402	44.2	38.6	4	32	71	0

2017 Tennessee Titans

Date	Opp	W/L	No	Yds	Avg	Net	TB	In 20	Lg	Blk
Sept 10	Oak	L	4	188	47.0	40.8	1	2	53	0
Sept 17	@ Jax	W	3	125	41.7	40.3	0	0	42	0
Sept 24	Sea	W	6	341	56.8	48.2	1	2	66	0
Oct 1	@ Hou	L	5	246	49.2	48.4	0	1	54	0
Oct 8	@ Mia	L	10	549	54.9	50.2	0	4	71	0
Oct 16	Ind	W	1	44	44.0	44.0	0	1	44	0
Oct 22	@ Cle	W	4	208	52.0	43.8	1	2	58	0
Nov 5	Bal	W	5	256	51.2	46.8	0	3	56	0
Nov 12	Cin	W	6	339	56.5	42.2	2	1	74	0
Nov 16	@ Pit	L	3	142	47.3	39.7	0	0	54	0
Nov 26	@ Ind	W	3	139	46.3	46.3	0	1	58	0
Dec 3	Hou	W	4	199	49.8	42.5	0	2	59	0
Dec 10	@ Ari	L	6	313	51.9	46.7	0	2	58	0
Dec 17	@ SF	L	2	111	55.5	49.5	0	1	59	0
Dec 24	LAR	L	4	145	36.3	35.5	0	2	62	0
Dec 31	Jax	W	9	383	42.6	41.1	0	4	70	0
Totals		9-7	75	3,728	49.7	44.6	5	28	74	0
Playoffs										
Jan 6	@ KC	W	3	131	43.7	41.0	0	2	57	0
Jan 13	@ NE	L	7	316	45.1	41.3	0	2	62	0
Totals		1-1	10	447	44.7	41.2	0	4	62	0

2018 Tennessee Titans

Date	Opp	W/L	No	Yds	Avg	Net	TB	In 20	Lg	Blk
Sept 9	@ Mia	L	4	179	44.8	44.5	0	4	55	0
Sept 16	Hou	W	5	261	52.2	47.2	0	1	62	0
Sept 23	@ Jax	W	6	280	46.7	41.5	1	3	54	0
Sept 30	Phi	W	5	254	50.8	38.4	1	2	58	0
Oct 7	@ Buf	L	2	106	53.0	49.0	0	1	61	0
Oct 14	Bal	L	9	375	41.7	36.1	0	3	52	0
Oct 21	@ LAC	L	2	103	51.5	44.5	0	0	54	0
Nov 5	@ Dal	W	1	45	45.0	38.0	0	1	45	0
Nov 11	NE	W	5	241	48.2	42.2	0	2	55	0
Nov 18	@ Ind	L	6	296	49.3	38.5	0	3	58	0
Nov 26	@ Hou	L	6	298	49.7	43.5	0	2	59	0
Dec 2	NYJ	W	6	266	44.3	34.6	1	1	53	1
Dec 6	Jax	W	2	118	59.0	59.0	0	1	62	0
Dec 16	@ NYG	W	5	220	44.0	43.6	0	5	57	0
Dec 22	Was	W	4	169	42.3	42.3	0	4	50	0
Dec 30	Ind	L	6	272	45.3	45.3	0	6	58	0
Totals		9-7	74	3,483	47.1	41.7	3	39	62	1

2019 Tennessee Titans

Date	Opp	W/L	No	Yds	Avg	Net	TB	In 20	Lg	Blk
Sept 8	@ Cle	W	6	277	46.2	43.2	0	3	70	0
Sept 15	Ind	L	6	288	48.0	41.0	0	2	61	0
Sept 19	@ Jax	L	8	372	46.5	40.1	2	4	63	0
Sept 29	@ Atl	W	5	225	45.0	44.6	0	5	53	0
Oct 6	Buf	L	6	300	50.0	49.7	0	1	56	0
Oct 13	@ Den	L	9	424	47.1	41.8	0	8	61	0
Oct 20	LAC	W	2	84	42.0	42.0	0	2	50	0
Oct 27	TB	W	5	248	49.6	40.6	0	1	61	0
Nov 3	@ Car	L	3	139	46.3	42.7	0	0	53	0
Nov 10	KC	W	4	204	51.0	49.8	0	2	65	0
Nov 24	Jax	W	3	132	44.0	45.7	0	1	49	0
Dec 1	@ Ind	W	5	244	48.8	42.4	0	4	65	0
Dec 8	@ Oak	W	2	102	51.0	45.0	0	0	55	0
Dec 15	Hou	L	3	145	48.3	48.3	0	1	52	0
Dec 22	NO	L	7	299	42.7	39.7	0	1	55	0
Dec 29	@ Hou	W	4	189	47.3	41.0	0	2	58	0
Totals		9-7	78	3,672	47.1	43.1	2	37	70	0
Playoffs										
Jan 4	@ NE	W	6	275	45.8	42.0	0	4	58	0
Jan 11	@ Bal	W	6	315	52.5	39.2	4	1	63	0
Jan 19	@ KC	L	3	139	46.3	44.0	0	1	53	0
Totals		2-1	15	729	48.6	41.3	4	6	63	0

2020 Tennessee Titans

Date	Opp	W/L	No	Yds	Avg	Net	TB	In 20	Lg	Blk
Sept 14	@ Den	W	4	204	51.0	47.0	0	2	66	0
Sept 20	Jax	W	3	122	40.7	40.7	0	3	57	0
Sept 27	@ Min	W	3	143	47.7	41.0	1	1	59	0
Oct 13	Buf	W	3	128	42.7	43.0	0	3	55	0
Oct 18	Hou	W	1	54	54.0	54.0	0	0	54	0
Oct 25	Pit	L	4	242	60.5	39.8	0	1	63	0
Nov 1	@ Cin	L	2	72	36.0	26.0	1	1	36	0
Nov 8	Chi	W	IR							
Nov 12	Ind	L	IR							
Nov 22	@ Bal	W	IR							
Nov 29	@ Ind	W	4	160	40.0	40.0	0	4	48	0
Dec 6	Cle	L	3	138	46.0	45.7	0	0	54	0
Dec 13	@ Jax	W	4	165	41.3	41.3	0	4	50	0
Dec 20	Det	W	1	47	47.0	48.0	0	1	47	0
Dec 27	@ GB	L	4	174	43.5	38.5	1	1	60	0
Jan 3	@ Hou	W	1	46	46.0	44.0	0	1	46	0
Totals		11-5	37	1,695	45.8	41.5	3	22	66	0
Playoffs										
Jan 10	Bal	L	5	228	45.6	45.6	0	4	53	0
Totals		0-1	5	228	45.6	45.6	0	4	53	0

2021 Tennessee Titans

Date	Opp	W/L	No	Yds	Avg	Net	TB	In 20	Lg	Blk
Sept 12	Ari	L	3	151	50.3	42.3	0	0	59	0
Sept 19	@ Sea	W	2	94	47.0	47.0	0	1	53	0
Sept 26	Ind	W	1	42	42.0	42.0	0	0	42	0
Oct 3	@ NYJ	L	IA							
Oct 10	@ Jax	W	IA							
Oct 18	Buf	W	R/C							
Oct 24	KC	W	2	94	47.0	47.0	0	2	49	0
Oct 31	@ Ind									
Nov 7	@ LAR									
Nov 14	NO									
Nov 21	Hou									
Nov 28	@ NE									
Dec 12	Jax									
Dec 19	@ Pit									
Dec 23	SF									
Jan 2	Mia									
Jan 9	@ Hou									
Totals		5-2	8	381	47.6	44.6	0	3	59	0

BRETT KERN'S NFL STATISTICS

REGULAR SEASON

Year	Team	GP	No.	PUNTING								
				Yds	Avg	Ret	Yds	TB	In	Lg	Blk	Net
2008	Denver	16	46	2,150	46.7	28	330	4	13	64	0	37.8
2009	Denver/Tennessee	16	64	2,910	45.5	27	249	10	27	67	0	38.5
2010	Tennessee	16	77	3,302	42.9	35	214	4	24	68	0	39.1
2011	Tennessee	16	86	3,747	43.6	36	221	7	31	64	0	39.4
2012	Tennessee	16	81	3,855	47.6	39	405	5	30	71	2	40.4
2013	Tennessee	16	78	3,386	43.4	35	210	2	32	63	1	39.7
2014	Tennessee	16	88	4,118	46.8	43	350	7	28	79	1	40.8
2015	Tennessee	16	88	4,175	47.4	47	605	1	34	61	0	40.3
2016	Tennessee	16	77	3,402	44.2	36	347	4	32	71	0	38.6
2017	Tennessee	16	75	3,728	49.7	40	286	5	28	74	0	44.6
2018	Tennessee	16	74	3,483	47.1	33	296	3	39	62	1	41.7
2019	Tennessee	16	78	3,672	47.1	30	269	2	37	70	0	43.1
2020	Tennessee	13	37	1,695	45.8	13	100	3	22	66	0	41.5
2021	Tennessee	4	8	381	47.6	2	24	0	3	59	0	44.6
NFL Totals		209	957	44,004	46.0	444	3,906	57	380	79	5	40.5

PLAYOFFS

Year	Team	GP	No.	PUNTING								
				Yds	Avg	Ret	Yds	TB	In	Lg	Blk	Net
2017	Tennessee	2	10	447	44.7	5	35	0	4	62	0	41.2
2019	Tennessee	3	15	729	48.6	3	30	4	6	63	0	41.3
2020	Tennessee	1	5	228	45.6	0	0	0	4	53	0	45.6
NFL Totals		6	30	1404	46.8	8	65	4	14	63	0	42.0

Single-Game Highs

Punts - 10 (Twice, last at Miami 10/8/17)
 Yards - 549 at Miami (10/8/17)
 Gross Avg. - 60.5 vs. Pittsburgh (10/25/20)
 Net Avg. - 50.2 at Miami (10/8/17)
 Long Punt - 79 vs. Indianapolis (12/28/14)
 In20 - 8 at Denver (10/13/19)

Additional Statistics

Rushing - 1 rush for 21 yards vs. Denver (9/25/11); 1 for 0 yards vs. Tampa Bay (10/27/19)
 Pass Attempts - 1 for 1 for 11 yards vs. L.A. Chargers (10/20/19); 0 for 1 vs. Houston (12/15/19)
 Tackles - 1 (2012), 1 (2018)

Playoff Single-Game Highs

Punts - 7 at New England (1/13/18)
 Yards - 316 at New England (1/13/18)
 Gross Avg. - 52.5 at Baltimore (1/11/20)
 Net Avg. - 45.6 vs. Baltimore (1/10/21)
 Long Punt - 63 at Baltimore (1/11/20)
 In20 - 4 (Twice, last vs. Baltimore 1/10/21)

Additional Playoff Statistics

Pass Attempts - 1 for 1 for 28 yards at Kansas City (1/19/20); 0 for 1 vs. Pittsburgh (10/25/20)



12 MASON KINSEY

WIDE RECEIVER • 5'10" • 198 LBS • COLLEGE: BERRY COLLEGE
 ACQUIRED: FREE AGENT - 2021 • NFL EXPERIENCE (NFL/TITANS): 1/1
 HOMETOWN: DEMOREST, GA.
 GAMES PLAYED/GAMES STARTED: 1/0 (PLAYOFFS: 0/0)

PRO: The Titans brought back Mason Kinsey during the 2021 offseason to add depth to the receiving corps and return experience. The 5-foot-10-inch, 198-pounder originally signed with the Titans as a rookie free agent following the 2020 NFL Draft but was waived during roster cuts. The Demorest, Ga., native has also spent time on the New England Patriots' practice squad. Kinsey appeared in 43 games with 35 starts over four seasons at Berry College (2016-19), and totaled 203 receptions for 3,343 yards and 50 touchdowns, all of which rank first in program history.

TITANS TIDBITS:

- At Berry College, Kinsey's career receptions (203), receiving yardage (3,343) and receiving touchdowns (50) all rank first in school history, and his career receiving yardage and touchdowns set Southern Athletic Association records.

CAREER TRANSACTIONS:

- The Demorest, Ga., native originally signed with the Titans as a rookie free agent following the 2020 NFL Draft.
- Waived by the Titans on Sept. 5, 2020.
- Signed by the New England Patriots to the team's practice squad on Sept. 8, 2020.
- Waived by the Patriots on Oct. 1, 2020.
- Signed by the Patriots to the team's practice squad on Oct. 19, 2020.
- Waived by the Patriots on Nov. 18, 2020.
- Signed by the Titans on Jan. 21, 2021.
- Waived by the Titans on Aug. 31, 2021 and signed to the team's practice squad a day later.
- Activated from the practice squad to the active roster standard elevation on Oct. 23, 2021.

SEASON RECAPS:

- 2021 (1/0 - Tennessee):** Made his NFL debut against Kansas City (10/24/21).
- Against Kansas City (10/24), saw action in his first NFL contest as a reserve at punt returner and registered a fair catch.

2020 (0/0 - New England): Spent a portion of the season on the Patriots' practice squad.

COLLEGE:

- Appeared in 43 games with 35 starts over four seasons at Berry College (2016-19). Totaled 203 receptions for 3,343 yards and 50 touchdowns, all of which rank first in program history. His career receiving yardage and touchdowns set Southern Athletic Association records. Added 16 kick returns for 406 yards with one score and 17 punt returns for 181 yards.
- As a senior (2019), started all 11 games and caught 65 passes for 1,221 yards and 16 touchdowns. Returned 13 kicks for 375 yards and one touchdown and returned 17 punts for 181 yards. Earned All-SAA first team recognition.
- As a junior (2018), started all 12 games and made 52 catches for 776 yards and 16 touchdowns. Earned All-SAA first-team honors.
- As a sophomore (2017), started all 12 games and totaled 77 receptions for 1,245 yards and 17 touchdowns, all of which were career highs and school records. Averaged 103.8 yards per game. Earned All-SAA first-team recognition and All-Region honors.
- As a freshman (2016), saw action in eight games and caught nine passes for 101 yards and a score.
- Majored in communications at Berry College.

PERSONAL:

- Attended Habersham Central (Ga.) where he was a two-time All-Region selection and the second all-time leading receiver in school history.
- Son of Janet and Shane Kinsey.
- Follow Kinsey on Instagram @masonkinsey12 and on Twitter @masonkinsey87.
- Born Mason Shane Kinsey on Aug. 29, 1998 in Demorest, Ga.

MASON KINSEY'S NFL STATISTICS

REGULAR SEASON		RECEIVING							RUSHING				
Year	Team	GP	GS	No	Yds	Avg	Lg	TD	Att	Yds	Avg	Lg	TD
2020	New England				Practice Squad								
2021	Tennessee	1	0	0	0	-	0	0	0	0	-	0	0
NFL Totals		1	0	0	0	-	0	0	0	0	-	0	0

REGULAR SEASON		PUNT RETURNS					KICKOFF RETURNS					
Year	Team	No	FC	Yds	Avg	Lg	TD	No	Yds	Avg	Lg	TD
2020	New England	Practice Squad										
2021	Tennessee	0	1	0	-	0	0	0	0	-	0	0
NFL Totals		0	1	0	-	0	0	0	0	-	0	0

Single-Game Highs

- Punt Returns -
- Punt Return Yards -
- Punt Return Long -



71 KENDALL LAMM

TACKLE • 6'5" • 310 LBS • COLLEGE: APPALACHIAN STATE
ACQUIRED: FREE AGENT - 2021 • NFL EXPERIENCE (NFL/TITANS): 7/1
HOMETOWN: CHARLOTTE, N.C.
GAMES PLAYED/GAMES STARTED: 81/28 (PLAYOFFS: 6/1)

PRO: The Titans signed tackle Kendall Lamm during the 2021 offseason to add experience to the tackle position. The 6-foot-5-inch, 310-pounder was originally signed by the Houston Texans as an undrafted free agent following the 2015 NFL Draft. In his first six seasons, Lamm has appeared in 74 games with 27 starts for the Texans (2015-18) and the Cleveland Browns (2019-2020). The Charlotte, N.C. native has primarily lined up at right tackle (15) during his NFL career, but has also made starts at left tackle (two) and as an extra tackle (10).

CAREER HIGHLIGHTS:

- In Week 13 of the 2020 season, Lamm caught his first career touchdown on a one-yard reception against the Titans.
- In 2018, he started a career-high 13 games at right tackle.
- As a rookie in 2015, Lamm saw action in 15 games and made four starts as an extra tackle. He caught one pass for seven yards.

TITANS TIDBITS:

- During the 2020 offseason, Lamm sent a letter with former Browns teammate Chris Hubbard to the Ohio Senate Judiciary Committee supporting Senate Bill 256, which would abolish the sentence of life without the possibility of parole for kids and grant parole eligibility for kids sentenced to extreme time in adult prisons. He also participated in multiple peaceful protests around the Charlotte, N.C. area to promote social justice.
- While with the Browns, Lamm was a member of the team's social justice committee.
- Lamm has represented the American Cancer Society and breast cancer awareness during My Cause My Cleats. His grandmother, Susan, was his primary caregiver for much of his life and has battled breast cancer.

CAREER TRANSACTIONS:

- The Charlotte, N.C. native originally signed with the Houston Texans as a rookie free agent on May 8, 2015.
- Waived by the Texans on Oct. 28, 2017.
- Signed by the Texans on Oct. 31, 2017.
- Signed by the Cleveland Browns as an unrestricted free agent on March 15, 2019.
- Signed by the Titans as an unrestricted free agent on March 18, 2021.

SEASON RECAPS:

2021 (7/1 - Tennessee):

- Against Arizona (9/12), made his Titans debut as a reserve on the offensive line. Saw action at left tackle in the third quarter when Taylor Lewan left the game with an injury.
- At Seattle (9/19), saw action as a reserve on special teams.
- Against Indianapolis (9/26), played as a reserve on special teams.
- At N.Y. Jets (10/3), saw limited action as a reserve on special teams.
- At Jacksonville (10/10), played as a reserve on special teams and as an extra tight end.
- Against Buffalo (10/18), entered the game as a reserve at left tackle after Taylor Lewan suffered an injury late in the second quarter. Was a part of an offensive front that did not allow a sack on 29 pass attempts. Helped open holes for Derrick Henry to amass 143 rushing yards and three scores on 23 carries.
- Against Kansas City (10/24), started at left tackle and helped block for an offense that registered 369 total yards while only allowing one sack on 28 pass attempts. Left the game in the second half with an injury.

2020 (15/1, 2/0 - Cleveland): Saw action in 15 games with one start at left

tackle. Was inactive for one game. Was part of an offensive line that helped the Browns finish third in the NFL in rushing yards (2,374) and fifth in yards per carry (4.8). Helped Cleveland become one of three teams to record four games with at least 200 rushing yards (Titans, Ravens). Collected his first career touchdown on a one-yard reception in Week 13, which marked the first touchdown by a Browns offensive lineman since Shaun O'Hara on Sept. 23, 2001. Saw action in both postseason games as a reserve at tackle.

- At Tennessee (12/6), caught a one-yard touchdown as an extra tight end. Marked the club's first touchdown by an offensive lineman since Shaun O'Hara (9/23/01).
- At New York Jets (12/27), started at left tackle.

2019 (4/2 - Cleveland): Played in four games and made two starts at right tackle. Missed 12 games with a knee injury. Helped open holes for Nick Chubb to finish second in the NFL with 1,494 rushing yards, the fourth-most in a single season in franchise history.

- Against Cincinnati (12/8), started at right tackle.
- At Arizona (12/15), started at right tackle.

2018 (15/13, 1/1 - Houston): Appeared in 15 games and made a career-high 13 starts at right tackle. Was inactive for one game. Started one postseason contest at right tackle.

- At Indianapolis (9/30), started at right tackle and helped the Texans gain 466 yards of total offense.
- Against Miami (10/25), started at right tackle and helped open holes for Texans rushers to gain a season-high 188 yards.
- Against Indianapolis in the Wild Card Round (1/5), started at right tackle.

2017 (10/4 - Houston): Played in 10 games with four starts. Made his first career start at left tackle and started three contests as an extra tackle.

- Against Jacksonville (9/10), started at left tackle.
- Against Arizona (11/19), started as an extra tackle and helped pave the way for the Texans to amass 134 rushing yards and 357 yards of total offense.

2016 (15/3, 2/0 - Houston): Saw action in 15 games with three starts as an extra tackle. Dressed but did not play in one contest. Appeared in both postseason games.

- Against Oakland in the Wild Card Round (1/7/17), played as an extra tackle and contributed on special teams.

2015 (15/4, 1/0 - Houston): Appeared in 15 games and made four starts as an extra tackle as a rookie. Caught one pass for seven yards. Made his postseason debut and saw action in the team's lone playoff game.

- At Carolina (9/20), made his NFL debut as a reserve at right tackle.
- Against Indianapolis (10/8), made his first career start as an extra tackle.
- At Buffalo (12/6), recorded his first career reception for a gain of seven yards.

COLLEGE:

- Was a four-year starter at Appalachian State (2011-14) where he appeared in 44 games with 42 starts at left tackle.
- As a senior (2014), started all 12 games at left tackle and was first team All-Sun Belt Conference. Allowed just two sacks over a team-high 817 snaps.
- As a junior (2013), started all 12 games at left tackle and was named first team All-Southern Conference by the league's coaches and second-team by the media.

- As a sophomore (2012), started 11 of 12 games at left tackle.
- As a redshirt freshman (2011), started seven games at left tackle.
- Redshirted in 2010.
- Graduated from Appalachian State in December 2014 with a degree in communication-public relations.

PERSONAL:

- Attended David W. Butler (Matthews, N.C.) High School, where he was first team all-state as a senior and earned all-conference recognition three times and All-Charlotte Observer honors twice.
- As a senior in 2009, Lamm helped lead Butler to a 15-0 record, the school's first state championship and a No. 2 national ranking according to PrepNation.com.
- Son of Candace Lamm.
- Follow Lamm on Twitter @Lammbo_704 and on Instagram at @k_lamm_74.
- Born Kendall Lamm on June 5, 1992 in Charlotte, N.C.

KENDALL LAMM'S NFL STATISTICS

REGULAR SEASON

Year	Team	GP	GS
2015	Houston	15	4
2016	Houston	15	3
2017	Houston	10	4
2018	Houston	15	13
2019	Cleveland	4	2
2020	Cleveland	15	1
2021	Tennessee	7	1
NFL Totals		81	28

PLAYOFFS

Year	Team	GP	GS
2015	Houston	1	0
2016	Houston	2	0
2018	Houston	1	1
2020	Cleveland	2	0
NFL Totals		6	1

Starts Breakdown:

2015 - OT 4; 2016 - OT 3; 2017 - OT 3, LT 1; 2018 - RT 13; 2019 - RT 2; 2020 - LT 1; 2021 - LT 1

Additional Career Statistics

Receptions - 1-yard touchdown vs. Tennessee (12/6/20); seven-yard reception at Buffalo (12/6/15)
Fumble Recovery - 1 (2015)

Playoff Starts Breakdown:

2018 - RT 1



58 HAROLD LANDRY III

OUTSIDE LINEBACKER • 6'2" • 252 LBS • COLLEGE: BOSTON COLLEGE
ACQUIRED: 2ND ROUND - 2018 • NFL EXPERIENCE (NFL/TITANS): 4/4
HOMETOWN: SPRING LAKE, N.C.
GAMES PLAYED/GAMES STARTED: 54/42 (PLAYOFFS: 4/4)

PRO: The Titans traded up to select outside linebacker Harold Landry III with the 41st overall pick in the second round of the 2018 NFL Draft. From the start of his rookie season through 2020, Landry's 19 total sacks led the Titans. Other than Jevon Kearse (36.0), Landry produced the highest sack total by a Titans/Oilers player in his first three NFL seasons since individual sacks became an official NFL statistic in 1982. The 6-foot-2-inch, 252-pound defender possesses a unique ability to bend the edge as a pass rusher and use his speed, athleticism and long arms to get to the quarterback. He finished his career at Boston College ranked second in school history with 26 career sacks.

CAREER HIGHLIGHTS:

- In 2020, Landry recorded 16 starts for the second consecutive season. He led the team with 5.5 sacks, a career-high 32 quarterback pressures and a career-high 10 tackles for loss.
- In 2019, Landry started all 16 games and led the team with a career-high nine sacks. He started all three postseason games in 2019 and tallied a team-best eight quarterback pressures.
- In 2018, made his NFL debut and appeared in 15 games on the season. His 4.5 sacks tied for third on the team and his 18 quarterback pressures tied for second.

TITANS TIDBITS:

- Landry could have entered the NFL Draft following his 16.5-sack junior season at Boston College. However, he chose to stay in school and received his degree in communications in December 2017.
- Landry enjoys traveling. One of his favorite getaways is Destin, Fla.
- He and his son, Greyson, share the same June 5 birthday.
- Landry's 26 career sacks at Boston College were exceeded in school history by only Mathias Kiwanuka (37.5 from 2002-05).
- In 2016, he set a Boston College record and led the nation with 16.5 sacks. His seven forced fumbles also ranked first nationally.

CAREER TRANSACTIONS:

- The Spring Lake, N.C., native was selected by the Titans in the second round (41st overall) of the 2018 NFL Draft.

SEASON RECAPS:

2021 (7/7): Ranks second in the NFL and leads the team with 7.5 sacks. Leads the team with eight tackles for loss. Ranks tied for second on the squad with 37 tackles and third on the club with 12 quarterback pressures. Has led the team in tackles twice in 2021 (at SEA, at NYJ). Has led or tied for the team lead in sacks four times in 2021 (vs. ARI, at NYJ, at JAX, vs. BUF). Has led or tied for the team lead in quarterback pressures two times in 2021 (vs. ARI, at SEA).

- Against Arizona (9/12), started at outside linebacker and collected three tackles, including a sack and tied for the team lead with three quarterback pressures. Chased down Kyler Murray for a two-yard sack in the first quarter.
- At Seattle (9/19), started at outside linebacker and led the team with seven tackles and three quarterback pressures.
- Against Indianapolis (9/26), started at outside linebacker in his 50th career game and tallied four tackles, including a half sack and two quarterback pressures. Combined with Ola Adeniyi to sack Carson Wentz for a 10-yard loss on third-and-10 late in the third quarter.
- At N.Y. Jets (10/3), started at outside linebacker and led the team with seven tackles, including a sack, three quarterback pressures and two more tackles for loss. Stuffed Michael Carter for a four-yard loss on a short pass

in the first quarter. Shot through the line and stonewalled Carter for a two-yard loss on a rush off right guard in the second quarter. Halted a Jets' drive by sacking Zach Wilson for an eight-yard loss on third-and-six late in the second quarter.

- At Jacksonville (10/10), started at outside linebacker and compiled seven tackles, including a team-high two sacks. Stuffed James Robinson for no gain on a third-and-goal rush from the one-yard line in the second quarter. Dropped Trevor Lawrence for a four-yard sack just before halftime. Ended a Jaguars' drive by sacking Lawrence for a 13-yard loss on third-and-one in the third quarter.
- Against Buffalo (10/18), started at outside linebacker and tied career-highs with eight tackles and two sacks, to go along with another stop for loss. Became Tennessee's first player since Kyle Vanden Bosch in 2005 with two or more sacks in consecutive games. Halted a Bills' drive by sacking Josh Allen for an eight-yard loss on third-and-10 in the first quarter. Dropped Allen for a three-yard sack in the second stanza. Teamed with Naquan Jones to stuff Josh Allen for no gain on a rush up the middle in the third quarter.
- Against Kansas City (10/24), started at outside linebacker and collected a sack for the fourth straight contest. Dropped Patrick Mahomes for an eight-yard sack in the fourth quarter. With 7.5 sacks, he tied William Fuller (1991) and Kyle Vanden Bosch (2005) for most sacks by a Titans player through a season's first seven games since individual sacks became an official statistic in 1982.

2020 (16/16, 1/1): Started all 16 games at outside linebacker and led the team with 5.5 sacks, 32 quarterback pressures and 10 tackles for loss. Notched 69 tackles, an interception and five passes defended. Started the postseason contest at outside linebacker and led the team with 10 tackles, including a team-high two sacks and four quarterback pressures. Led or tied for the team lead in sacks six times in 2020 (vs. BUF, vs. CHI, at BAL, at IND, at HOU, vs. BAL). Led or tied for the team lead in quarterback pressures 11 times in 2020 (at DEN, vs. JAX, vs. BUF, vs. CHI, at BAL, at IND, vs. CLE, at JAX, vs. DET, at HOU, vs. BAL). Led the team in tackles once in 2020 (vs. BAL). Tied for the team lead in passes defended twice in 2020 (vs. JAX, at CIN).

- At Denver (9/14), started at outside linebacker and collected four tackles, including a stop for loss and a team-best three quarterback pressures. Stopped Jerry Jeudy for a two-yard loss on a short pass in the fourth quarter.
- Against Jacksonville (9/20), started at outside linebacker and posted five tackles, an interception, three quarterback pressures and two passes defended. Came off the edge and deflected a pass intended for Collin Johnson in the second quarter. Sealed the victory by intercepting a Gardner Minshew II pass that was deflected by Jeffrey Simmons with 47 seconds remaining in the game.
- Against Buffalo (10/13), started at outside linebacker and tallied three tackles, including a sack. Dipped through the middle and dropped Josh Allen for a 10-yard sack in the second quarter.
- Against Houston (10/18), started at outside linebacker and produced six tackles, including a half sack, a stop for loss and two quarterback pressures. Combined with DaQuan Jones to drop Deshaun Watson for a three-yard sack early in the first quarter. Shot through the line and dropped Duke Johnson for a two-yard loss on a rush up the middle early in the second quarter.
- Against Chicago (11/8), started at outside linebacker and tallied four tackles, including a sack, a team-best four quarterback pressures and a pass defended. Sacked Nick Foles for a nine-yard loss in the third quarter. Drew an intentional grounding call with a pass rush on Foles in the third

quarter. Broke up a third-and-four pass intended for Darnell Mooney in the final quarter.

- Against Indianapolis (11/12), started at outside linebacker and collected five tackles, including a stop for loss. Stuffed Jonathan Taylor for no gain on a rush up the middle in the first stanza. Dropped Jordan Wilkins for a two-yard loss on a rush off right tackle in the fourth quarter.
- At Baltimore (11/22), started at outside linebacker and totaled seven tackles, including a sack and a quarterback pressure. Combined with Rashaan Evans to stuff Lamar Jackson for no gain on a rush early in the fourth quarter. Dropped Jackson for a nine-yard sack on the second play from scrimmage in overtime to help force a three-and-out, which preceded the Titans' game-winning drive.
- At Indianapolis (11/29), started at outside linebacker and recorded a sack and two quarterback pressures. Dropped Jacoby Brissett for a nine-yard sack late in the fourth quarter.
- At Green Bay (12/27), started at outside linebacker and tied a career-high with eight tackles, including a stop for loss. Stuffed Aaron Jones for a one-yard loss on a rush off right end in the third quarter.
- At Houston (1/3), started at outside linebacker and notched four tackles, including a sack and a team-best five quarterback pressures in the Titans' division-clinching victory. Forced the Texans to settle for a field goal by dropping Deshaun Watson for a seven-yard sack on third-and-10 in the second quarter.
- Against Baltimore (1/10), started at outside linebacker and led the team with 10 tackles, including a team-high two sacks and four quarterback pressures. His two sacks tied the franchise postseason record, as he became the fourth player in team annals to achieve the feat. Teamed with David Long Jr. to stop J.K. Dobbins for no gain on a rush off left tackle early in the second quarter. Sacked Lamar Jackson during the Ravens final drive of the first half. Dropped Jackson for a two-yard loss on a third-and-three rush up the middle in the third quarter. Sacked Jackson for no gain in the final stanza.

2019 (16/16, 3/3): Started all 16 games at outside linebacker and led the team with a career-high nine sacks. Ranked second on the squad with a career-best 28 quarterback pressures. Also notched a career-high 81 tackles, four stops for loss, an interception, a forced fumble and two fumble recoveries. Started all three postseason contests and recorded eight tackles, a sack, a team-best eight quarterback pressures, a stop for loss and a pass defended. Led or tied for the team lead in sacks eight times in 2019 (vs. IND, at ATL, vs. BUF, vs. TB, at CAR, vs. KC, vs. JAX, at IND). Led or tied for the team lead in quarterback pressures nine times in 2019 (vs. LAC, at CAR, vs. KC, vs. JAX, at IND, vs. HOU, at NE, at BAL, at KC).

- Against Indianapolis (9/15), started at outside linebacker and tallied six tackles, including a sack, a tackle for loss and a fumble recovery. Recovered a Jacoby Brissett fumble midway through the third quarter. Dropped Marlon Mack for no gain on a rush off left end in the final quarter. Ended a Colts' drive by sacking Brissett on third-and-five in the fourth quarter. Stonewalled Mack for a three-yard loss on a rush off left guard in the fourth stanza.
- At Atlanta (9/29), started at outside linebacker and registered five tackles, including a team-best and career-high two sacks. Sacked Matt Ryan for a six-yard loss in the third quarter. Ended a Falcons' drive by dropping Ryan for a nine-yard sack on fourth-and-one in the third stanza.
- Against Buffalo (10/6), started at outside linebacker and notched seven tackles, including a sack, a stop for loss and a quarterback pressure. Ended a Bills' drive by coming off the edge and sacking Josh Allen for a six-yard loss on third-and-four early in the third quarter. Teamed with Reggie Gilbert to stuff Frank Gore for a one-yard loss on a rush off left end late in the fourth quarter.
- Against L.A. Chargers (10/20), started at outside linebacker and posted three tackles, while tying for the team lead with four quarterback pressures. Teamed with Jeffery Simmons to stonewall Melvin Gordon for a one-yard loss on a rush off right tackle in the opening quarter.
- Against Tampa Bay (10/27), started at outside linebacker and tallied five tackles, including a sack, a forced fumble and a fumble recovery. Combined with Kevin Byard to stuff Ronald Jones for a two-yard loss on a rush up the middle in the first quarter. Came off the edge and sacked Jameis Winston while forcing a fumble that he recovered at the Buccaneers' 36-yard line in the final stanza.
- At Carolina (11/3), started at outside linebacker and produced seven tackles, a sack, an interception, two quarterback pressures and a stop for loss. Collected his first career interception by picking off a Kyle Allen pass that was initially tipped by Kenny Vaccaro on third-and-nine in the opening stanza. Dropped Kyle Allen for an eight-yard sack early in the second

quarter. Stonewalled Kyle Allen for a two-yard loss on a bootleg run late in the game.

- Against Kansas City (11/10), started at outside linebacker and registered eight tackles, including a sack and a team-high three quarterback pressures. Registered a sack in his third consecutive game. Came off the edge and sacked Patrick Mahomes for an eight-yard loss late in the second quarter.
- Against Jacksonville (11/24), started at outside linebacker and notched eight tackles, including a sack and a team-high three quarterback pressures. Knocked the Jaguars out of field goal range by dropping Nick Foles for an eight-yard sack on third-and-15 in the opening stanza. Recorded his fourth consecutive game with at least one sack.
- At Indianapolis (12/1), started at outside linebacker and posted seven tackles, a sack and a team-best four quarterback pressures. Combined with Austin Johnson to stuff Jonathan Williams for a two-yard loss on a rush off right end late in the first quarter. Dropped Jacoby Brissett for a two-yard sack early in the third quarter. Extended his streak of consecutive games with a sack to five. Stonewalled Jordan Wilkins for no gain on a rush off left end late in the third quarter.
- At Oakland (12/8), started at outside linebacker and amassed five tackles and two quarterback pressures. Dropped Jalen Richard for no gain on a rush off left tackle in the second stanza.
- At Houston (12/29), started at outside linebacker and recorded three tackles and two quarterback pressures. Teamed with Kenny Vaccaro to stuff Taiwan Jones for no gain on a rush off right end in the third quarter.
- At New England (1/4), started at outside linebacker in his postseason debut and posted a tackle, a pass defended and a team-high three quarterback pressures. Halted a Patriots' drive by stuffing Elandon Roberts for no gain on a third-and-one rush in the second stanza. Broke up a pass intended for Mohamed Sanu Jr. late in the third quarter.
- At Baltimore (1/11), started at outside linebacker and recorded five tackles, including a sack, a stop for loss and three quarterback pressures. Ended a Ravens' drive by stuffing Lamar Jackson for no gain on a fourth-and-one quarterback sneak in the third quarter. Sacked Lamar Jackson for a one-yard loss on a scramble play late in the fourth quarter.

2018 (15/3): Played in 15 games (inactive at Miami 9/9) with three starts at outside linebacker as a rookie. Tied for third on the team with 4.5 sacks and tied for second on the squad with 18 quarterback pressures. Collected 46 tackles, two stops for loss, two passes defended and a forced fumble. Notched four special teams tackles on coverage units. Was inactive for the regular season opener. Led or tied for the team lead in sacks four times in 2018 (vs. PHI, at DAL, vs. WAS, vs. IND). Led or tied for the team lead in quarterback pressures three times in 2018 (at IND, at NYG, vs. IND). Tied for the team lead in special teams tackles once in 2018 (at BUF). Saw action in his first career NFL game against Houston (9/16/18). Registered his first career sack against Philadelphia (9/30/18). Made his first career start at N.Y. Giants (12/16/18).

- Against Houston (9/16), made his NFL debut as a reserve at outside linebacker and tallied a tackle and two quarterback pressures.
- At Jacksonville (9/23), played as a reserve at outside linebacker and posted three tackles and a quarterback pressure. Halted a Jaguars' drive by stonewalling T.J. Yeldon for no gain on a short pass on third-and-10 late in the second quarter.
- Against Philadelphia (9/30), played as a reserve at outside linebacker and notched four tackles, including a sack, a stop for loss, a forced fumble and a quarterback pressure. Dropped Jay Ajayi for a two-yard loss on a short pass in the first quarter. Came off the edge and strip-sacked Carson Wentz and the fumble was recovered by Derrick Morgan at the Eagles' 35-yard line early in the fourth quarter.
- At Dallas (11/5), played as a reserve at outside linebacker and posted four tackles, including a sack, a stop for loss and a quarterback pressure. Stuffed Ezekiel Elliott for a two-yard loss on a rush off left tackle in the first stanza. Halted a Cowboys' drive by dropping Dak Prescott for an eight-yard sack in the fourth quarter.
- At Houston (11/26), saw action as a reserve at outside linebacker and recorded a career-best six tackles, including a half sack. Teamed with Bennie Logan to drop Alfred Blue for a two-yard loss on a rush off right tackle late in the third quarter. Ended a Texans' drive by combining with Brian Orakpo to sack Deshaun Watson for an eight-yard loss on third-and-three late in the third quarter.
- Against N.Y. Jets (12/2), played as a reserve at outside linebacker and tied a career-high with six tackles.
- At N.Y. Giants (12/16), made his first career NFL start at outside linebacker

and posted two tackles and a team-best nine quarterback pressures in the Titans' first shutout win since 2000. Stuffed Saquon Barkley for no gain on a rush up the middle in the second quarter.

- Against Washington (12/22), started at outside linebacker and totaled five tackles, including a sack. Came off the edge and dropped Josh Johnson for a 10-yard sack on third-and-nine in the fourth quarter.

- Against Indianapolis (12/30), started at outside linebacker and registered four tackles, including a sack and a quarterback pressure. Halted a Colts' drive by coming off the edge and dropping Andrew Luck for a seven-yard sack on third-and-three early in the fourth quarter.

COLLEGE:

- In 46 career games playing defensive end for Boston College, he totaled 160 tackles, 26 sacks, 47.5 tackles for loss, seven passes defended, 10 forced fumbles, one fumble recovery and one interception. His sack total and tackles for loss total ranked second in Eagles history.

- As a senior (2017), played and started eight games before a season-ending ankle injury ended his year. Finished second on the team with five sacks and totaled 38 tackles, 8.5 tackles for loss and two passes defended. Named third-team All-ACC and SBNation honorable mention All-American.

- As a junior (2016), played in all 13 games and recorded 12 starts. Set the school's single-season record with 16.5 sacks, which led the nation. Recorded seven forced fumbles, which also led the country, while his 22 tackles for loss ranked fifth nationally and ranked second all-time for the Eagles. His numerous honors included Walter Camp second-team All-America, AP second-team All-America, Phil Steele fourth-team All-America, second-team All-ACC (Atlantic Coast Sports Media Association and head coaches), AP and Phil Steele first-team All-ACC, the Division I Gold Helmet of the Year and the George "Bulger" Lowe awards.

- As a sophomore (2015), appeared in all 12 games with 11 starts, including the final nine games of the season. Recorded 60 tackles, 15.5 tackles for a loss, 4.5 sacks, three forced fumbles and one fumble recovery. Earned honorable mention All-ACC honors from the league's coaches. He was a member of a defense that was ranked first nationally in total defense (254.3 yards per game). In the ACC, tied for fourth in forced fumbles and tied for eighth in tackles for loss.

- As a freshman (2014), appeared in all 13 games and recorded 11 tackles and 1.5 tackles for a loss.

- Graduated from Boston College with a degree in communications in December 2017.

PERSONAL:

- He and his wife, Danielle, have two sons, Greyson and Ollie.

- At Pine Forest (Fayetteville, N.C.) High School, earned Semper Fi All-America honors as a senior in 2013. Also garnered Associated Press All-State and first-team All-Conference honors in 2013. Ranked seventh among all high school players in North Carolina by Rivals.com. Named the 2013 Mid-South Defensive Player of the Year. Finished the 2013 campaign with 96 tackles (78 solo), 15 tackles for a loss and 17 sacks.

- Tallied second-team All-Conference honors in 2012.

- List of favorites: (TV show) "Suits"; (movie) "Transformers"; (musicians) 21 Savage and Drake; (song on his pregame playlist) "Dreams and Nightmares" by Meek Mill; (meal) Honeycomb cereal; (dessert) vanilla ice cream; and (throwback jersey) Dwyane Wade's Marquette jersey.

- He is the son of Doreen and Harold Landry.

- Follow Landry on Twitter and Instagram at @haroldlandry.

- Born Harold Antonio Landry III on June 5, 1996 in Spring Lake, N.C.

HAROLD LANDRY III'S GAME-BY-GAME

2018 Tennessee Titans

Date	Opp	W/L	P/S	Tot Solo	Asst	Sk	- Yds	QBP	TFL	Int - Yds	-TD	PD	FF	FR - Yds	SpT			
Sept 9	@ Mia	L	IA															
Sept 16	Hou	W	p	1	0	1	0.0	0.0	2	0	0	0	0	0	0			
Sept 23	@ Jax	W	p	3	2	1	0.0	0.0	1	0	0	0	0	0	0			
Sept 30	Phi	W	p	4	3	1	1.0	5.0	1	1	0	0	0	1	0			
Oct 7	@ Buf	L	p	2	1	1	0.0	0.0	1	0	0	0	0	0	1			
Oct 14	Bal	L	p	2	1	1	0.0	0.0	0	0	0	0	1	0	0			
Oct 21	@ LAC	L	p	2	0	2	0.0	0.0	0	0	0	0	0	0	1			
Nov 5	@ Dal	W	p	4	2	2	1.0	8.0	1	1	0	0	0	0	0			
Nov 11	NE	W	p	2	1	1	0.0	0.0	1	0	0	0	0	0	0			
Nov 18	@ Ind	L	p	3	2	1	0.0	0.0	1	0	0	0	0	0	1			
Nov 26	@ Hou	L	p	6	4	2	0.5	4.0	0	0	0	0	0	0	0			
Dec 2	NYJ	W	p	6	3	3	0.0	0.0	0	0	0	0	0	0	0			
Dec 6	Jax	W	p	0	0	0	0.0	0.0	0	0	0	0	1	0	1			
Dec 16	@ NYG	W	S	2	1	1	0.0	0.0	9	0	0	0	0	0	0			
Dec 22	Was	W	S	5	3	2	1.0	10.0	0	0	0	0	0	0	0			
Dec 30	Ind	L	S	4	3	1	1.0	7.0	1	0	0	0	0	0	0			
Totals			9-7	15/3	46	26	20	4.5	34.0	18	2	0	0	2	1	0	0	4

2019 Tennessee Titans

Date	Opp	W/L	P/S	Tot Solo	Asst	Sk	- Yds	QBP	TFL	Int - Yds	-TD	PD	FF	FR - Yds	SpT			
Sept 8	@ Cle	W	S	5	3	2	0.0	0.0	1	0	0	0	0	0	0			
Sept 15	Ind	L	S	6	4	2	1.0	0.0	1	1	0	0	0	0	1			
Sept 19	@ Jax	L	S	4	2	2	0.0	0.0	0	1	0	0	0	0	0			
Sept 29	@ Atl	W	S	5	3	2	2.0	15.0	0	0	0	0	0	0	0			
Oct 6	Buf	L	S	7	6	1	1.0	6.0	1	1	0	0	0	0	0			
Oct 13	@ Den	L	S	7	6	1	0.0	0.0	1	0	0	0	0	0	0			
Oct 20	LAC	W	S	3	2	1	0.0	0.0	4	0	0	0	0	0	0			
Oct 27	TB	W	S	5	4	1	1.0	6.0	0	0	0	0	0	1	1			
Nov 3	@ Car	L	S	7	6	1	1.0	8.0	2	1	1	0	0	1	0			
Nov 10	KC	W	S	3	2	1	1.0	8.0	3	0	0	0	0	0	0			
Nov 24	Jax	W	S	8	6	2	1.0	8.0	3	0	0	0	0	0	0			
Dec 1	@ Ind	W	S	7	3	4	1.0	2.0	4	0	0	0	0	0	0			
Dec 8	@ Oak	W	S	5	4	1	0.0	0.0	2	0	0	0	0	0	0			
Dec 15	Hou	L	S	4	3	1	0.0	0.0	3	0	0	0	0	0	0			
Dec 22	NO	L	S	2	1	1	0.0	0.0	1	0	0	0	0	0	0			
Dec 29	@ Hou	W	S	3	1	2	0.0	0.0	2	0	0	0	0	0	0			
Totals			9-7	16/16	81	56	25	9.0	53.0	28	4	1	0	0	1	1	2	0

Playoffs

Jan 4	@ NE	W	S	1	1	0	0.0	0.0	3	0	0	0	0	1	0			
Jan 11	@ Bal	W	S	5	4	1	1.0	1.0	3	1	0	0	0	0	0			
Jan 19	@ KC	L	S	2	1	1	0.0	0.0	2	0	0	0	0	0	0			
Totals			2-1	3/3	8	6	2	1.0	1.0	8	1	0	0	1	0	0	0	0

2020 Tennessee Titans

Date	Opp	W/L	P/S	Tot Solo	Asst	Sk	- Yds	QBP	TFL	Int - Yds	-TD	PD	FF	FR - Yds	SpT			
Sept 14	@ Den	W	S	4	4	0	0.0	0.0	3	1	0	0	0	0	0			
Sept 20	Jax	W	S	5	2	3	0.0	0.0	3	0	1	0	0	2	0			
Sept 27	@ Min	W	S	5	3	2	0.0	0.0	3	0	0	0	0	1	0			
Oct 13	Buf	W	S	3	3	0	1.0	10.0	1	1	0	0	0	0	0			
Oct 18	Hou	W	S	6	5	1	0.5	1.5	2	1	0	0	0	0	0			
Oct 25	Pit	L	S	3	3	0	0.0	0.0	1	1	0	0	0	0	0			
Nov 1	@ Cin	L	S	5	3	2	0.0	0.0	0	0	0	0	1	0	0			
Nov 8	Chi	W	S	4	3	1	1.0	9.0	4	1	0	0	0	1	0			
Nov 12	Ind	L	S	5	4	1	0.0	0.0	0	1	0	0	0	0	0			
Nov 22	@ Bal	W	S	7	4	3	1.0	9.0	1	1	0	0	0	0	0			
Nov 29	@ Ind	W	S	1	1	0	1.0	9.0	2	1	0	0	0	0	0			
Dec 6	Cle	L	S	3	2	1	0.0	0.0	1	0	0	0	0	0	0			
Dec 13	@ Jax	W	S	2	2	0	0.0	0.0	3	0	0	0	0	0	0			
Dec 20	Det	W	S	4	1	3	0.0	0.0	3	0	0	0	0	0	0			
Dec 27	@ GB	L	S	8	3	5	0.0	0.0	0	1	0	0	0	0	0			
Jan 3	@ Hou	W	S	4	3	1	1.0	7.0	5	1	0	0	0	0	0			
Totals			11-5	16/16	69	46	23	5.5	45.5	32	10	1	0	0	5	0	0	0

Playoffs

Jan 10	Bal	L	S	10	8	2	2.0	0.0	4	1	0	0	0	0	0			
Totals			0-1	1/1	10	8	2	2.0	0.0	4	1	0	0	0	0	0	0	0

2021 Tennessee Titans

Date	Opp	W/L	P/S	Tot Solo	Asst	Sk	- Yds	QBP	TFL	Int - Yds	-TD	PD	FF	FR - Yds	SpT			
Sept 12	Ari	L	S	3	3	0	1.0	2.0	3	1	0	0	0	0	0			
Sept 19	@ Sea	W	S	7	4	3	0.0	0.0	3	0	0	0	0	0	0			
Sept 26	Ind	W	S	4	1	3	0.5	5.0	2	0	0	0	0	0	0			
Oct 3	@ NYJ	L	S	7	5	2	1.0	8.0	3	3	0	0	0	0	0			
Oct 10	@ Jax	W	S	7	6	1	2.0	17.0	0	2	0	0	0	0	0			
Oct 18	Buf	W	S	8	5	3	2.0	11.0	0	1	0	0	0	0	0			
Oct 24	KC	W	S	1	1	0	1.0	8.0	1	1	0	0	0	0	0			
Oct 31	@ Ind																	
Nov 7	@ LAR																	
Nov 14	NO																	
Nov 21	Hou																	
Nov 28	@ NE																	
Dec 12	Jax																	
Dec 19	@ Pit																	
Dec 23	SF																	
Jan 2	Mia																	
Jan 9	@ Hou																	
Totals			5-2	7/7	37	25	12	7.5	51.0	12	8	0	0	0	0	0	0	0

HAROLD LANDRY III'S NFL STATISTICS

REGULAR SEASON

Year	Team	GP	GS	TACKLES						INTERCEPTIONS					FUMBLES				
				Tot	Solo	Asst	Sk	Yds	QBP	TFL	No	Yds	Lg	TD	PD	FF	FR	Yds	SpT
2018	Tennessee	15	3	46	26	20	4.5	34.0	18	2	0	0	0	0	2	1	0	0	4
2019	Tennessee	16	16	81	56	25	9.0	53.0	28	4	1	0	0	0	1	1	2	0	0
2020	Tennessee	16	16	69	46	23	5.5	45.5	32	10	1	0	0	0	5	0	0	0	0
2021	Tennessee	7	7	37	25	12	7.5	51.0	12	8	0	0	0	0	0	0	0	0	0
NFL Totals		54	42	233	153	80	26.5	183.5	90	24	2	0	0	0	8	2	2	0	4

PLAYOFFS

Year	Team	GP	GS	TACKLES						INTERCEPTIONS					FUMBLES				
				Tot	Solo	Asst	Sk	Yds	QBP	TFL	No	Yds	Lg	TD	PD	FF	FR	Yds	SpT
2019	Tennessee	3	3	8	6	2	1.0	1.0	8	1	0	0	0	0	1	0	0	0	0
2020	Tennessee	1	1	10	8	2	2.0	0.0	4	1	0	0	0	0	0	0	0	0	0
NFL Totals		4	4	18	14	4	3.0	1.0	12	2	0	0	0	0	1	0	0	0	0

Single-Game Highs

Tackles - **8** (Three times, last vs. Buffalo 10/18/21)
 Sacks - **2** (Three times, last vs. Buffalo 10/18/21)
 Quarterback Pressures - 9 at N.Y. Giants (12/16/18)
 Interceptions - 1 (Twice, last vs. Jacksonville 9/20/20)
 Forced Fumbles - 1 (Twice, last vs. Tampa Bay 10/27/19)
 Fumble Recovery - 1 (Twice, last vs. Tampa Bay 10/27/19)
 Passes Defensed - 2 vs. Jacksonville (9/20/20)

Playoff Single-Game Highs

Tackles - 10 vs. Baltimore (1/10/21)
 Sacks - 2 vs. Baltimore (1/10/21)
 Quarterback Pressures - 4 vs. Baltimore (1/10/21)
 Passes Defensed - 1 at New England (1/4/20)



61 COREY LEVIN

CENTER/GUARD • 6'4" • 307 LBS • COLLEGE: CHATTANOOGA
ACQUIRED: FREE AGENT - 2021 • NFL EXPERIENCE (NFL/TITANS): 3/3
HOMETOWN: DACULA, GA.
GAMES PLAYED/GAMES STARTED: 18/1 (PLAYOFFS: 0/0)

PRO: The Titans originally selected Corey Levin with the 34th pick of the sixth round (217th overall) of the 2017 NFL Draft. He re-joined the Titans in 2021 after being claimed off waivers from the N.Y. Jets. The 6-foot-4-inch, 307-pounder has the versatility to play along the offensive line at both guard and center. A native of Dacula, Ga., Levin has also spent time with the Denver Broncos, Chicago Bears and New England Patriots.

TITANS TIDBITS:

- Levin is the first member of his immediate family to graduate from college.
- A multi-sport athlete in high school, Levin also competed in baseball as a pitcher and third baseman.
- A four-year starter at Chattanooga, Levin first began playing football at age five.

CAREER TRANSACTIONS:

- The Dacula, Ga., native was selected by the Titans in the sixth round (217th overall) of the 2017 NFL Draft.
- Waived by the Titans on Aug. 31, 2019.
- Claimed off waivers by the Denver Broncos on Sept. 1, 2019.
- Waived by the Broncos on Sept. 14, 2019 and signed to the team's practice squad three days later.
- Signed by the Chicago Bears to their active roster from the Broncos' practice squad on Nov. 30, 2019.
- Released by the Bears on Sept. 9, 2020.
- Signed by the New England Patriots to their practice squad on Sept. 9, 2020.
- Released by the Patriots from their practice squad on Sept. 11, 2020.
- Signed by the N.Y. Jets as a free agent on April 8, 2021.
- Released by the Jets on Aug. 30, 2021.
- Claimed off waivers by the Titans on Sept. 1, 2021.
- Released by the Titans on Sept. 6, 2021 and signed to the team's practice squad two days later.
- Signed by the Titans to their active roster from the practice squad on Oct. 8, 2021.

SEASON RECAPS:

2021 (2/0 - Tennessee):

- At Jacksonville (10/10), entered the game at left guard in the third quarter after Rodger Saffold left the contest with an injury.
- Against Buffalo (10/18), dressed but did not play.
- Against Kansas City (10/24), played as a reserve on special teams.

2020 (0/0 - New England): Spent two days on the Patriots' practice squad.

2019 (0/0 - Denver; 0/0 - Chicago): Was inactive for the regular season opener with the Broncos and then spent the next 10 weeks on the team's practice squad. Signed by the Bears to their active roster from the Broncos' practice squad. Was inactive for three contests and did not play in the regular season finale for the Bears.

2018 (16/1 - Tennessee): Played in all 16 games with a start at left guard. Saw action in his first career NFL game at Miami (9/9/18). Made his first career NFL start at L.A. Chargers in London (10/21/18).

- At Miami (9/9), made his NFL debut as a reserve on special teams.
- At Jacksonville (9/23), saw action as a reserve for two snaps at left guard when Quinton Spain left the game briefly.
- Against Baltimore (10/14), entered the game as a reserve at left guard after Quinton Spain left the contest in the third quarter with an injury.

- At Los Angeles Chargers in London (10/21), made his first career NFL start at left guard and helped block for Titans' ball carriers to gain 164 yards on the ground.
- Against N.Y. Jets (12/2), entered the game at the start of the third quarter at center.
- Against Jacksonville (12/6), played limited snaps as a reserve at center.
- Against Washington (12/22), played limited snaps as an extra offensive lineman and on special teams.
- Against Indianapolis (12/30), entered the game late in the fourth quarter at left guard after Quinton Spain left the contest with an injury.

2017 (0/0, 0/0 - Tennessee): Did not play in two games and was inactive for 14 contests. Was inactive for both postseason games.

- Against Baltimore (11/5), suited up but did not play.
- Against Cincinnati (11/12), did not play.

COLLEGE:

- In four seasons at Chattanooga (2013-16), Levin appeared in 52 career games with 51 starts, 45 of which were consecutive. A three-year starter on the offensive line, Levin proved his versatility making starts at left guard and at both left and right tackle. Three of Chattanooga's top five rushing totals in school history came with Levin starting on the offensive line, and he is one of only five three-time All-Americans in school history.
- As a senior (2016), started all 13 games with 12 coming at left guard and one at right tackle. Named first-team All-American by the American Football Coaches Association and earned second-team All-American honors from the Associated Press. Also named first team All-SoCon by the league's coaches and media for the second consecutive year.
- As a junior (2015), started all 13 games with seven starts at left tackle and six at left guard. Named first-team All-American by the AFCA and second-team All-American by the Associated Press. Earned the Jacobs Blocking Award for the second consecutive year and became the first player in Chattanooga history to win that honor twice.
- As a sophomore (2014), started all 14 games with three starts at left tackle and 11 at left guard. Earned the Jacobs Blocking Award given to the top offensive lineman in the Southern Conference and was the first Moc to win the award since 1983. Named first-team All-SoCon by the league's coaches and media and earned third-team All-American honors by Sports Network.
- As a redshirt freshman (2013), appeared in all 12 games with 11 starts at left tackle. Named to the Southern Conference All-Freshman Team as well as the College Sports Journal FCS National All-Freshman Second Team.
- As a freshman (2012), redshirted.
- Graduated from Chattanooga in December 2016 with a degree in exercise science.

PERSONAL:

- Attended Dacula (Ga.) High School where he was named team captain and made the Gwinnett County All-Star team.
- Son of Grant and Linda Levin.
- Has three older sisters, Jennifer, Heather and Tiffany.
- His late father, Grant, played golf at Florida International.
- List of favorites: (TV shows) "Shameless" and "True Detective: Season 1"; (movie) "Varsity Blues"; (musician) Travis Scott; (athlete as a child) Ed Reed; and (food) pizza.
- Follow Levin on Twitter and Instagram at @Coreylevin62.
- Born Corey Michael Levin on Aug. 12, 1994 in Dacula, Ga.

COREY LEVIN'S NFL STATISTICS

REGULAR SEASON

Year	Team	GP	GS
2017	Tennessee	0	0
2018	Tennessee	16	1
2019	DEN/CHI	0	0
2020	New England	Prac Squad	
2021	Tennessee	2	0
NFL Totals		18	1

PLAYOFFS

Year	Team	GP	GS
2017	Tennessee	0	0
NFL Totals		0	0

Starts Breakdown:

2018 - LG 1

Additional Career Statistics

Tackles - 1 (2018)



77 TAYLOR LEWAN

TACKLE • 6'7" • 309 LBS • COLLEGE: MICHIGAN
ACQUIRED: 1ST ROUND - 2014 • NFL EXPERIENCE (NFL/TITANS): 8/8
HOMETOWN: CAVE CREEK, ARIZ.
GAMES PLAYED/GAMES STARTED: 95/90 (PLAYOFFS: 5/5)



Pro Bowl: 2016, 2017, 2018

PRO: With the 11th overall selection in the 2014 NFL Draft, the Titans selected former Michigan left tackle Taylor Lewan (pronounced leh-WAHN). The 6-foot-7-inch, 309-pound lineman is considered one of the top tackles in the NFL, evidenced by his Pro Bowl berths following the 2016, 2017 and 2018 campaigns. Lewan signed a long-term extension with the club during the 2018 training camp and will be anchor for the offensive front for years to come. An outgoing personality off the field, he is tenacious and aggressive on it. At Michigan, he was a four-year starter, anchoring the line at left tackle for 48 career starts. Lewan became the first offensive tackle selected by the Titans/Oilers in the first round since tackle Brad Hopkins (13th overall) in 1993.

CAREER HIGHLIGHTS:

- In 2019, Lewan helped open holes for Derrick Henry to lead the NFL with 1,540 rushing yards.
- In 2018, Lewan was selected to his third consecutive Pro Bowl after starting 15 games at left tackle.
- In 2017, Lewan was named to his second Pro Bowl after starting every game at left tackle for the second consecutive season. He became the team's first offensive lineman to make multiple Pro Bowls since center Kevin Mawae from 2008–2009.
- In 2016, Lewan was named to his first career Pro Bowl after starting all 16 games at left tackle and blocking for the NFL's third-ranked rushing attack which averaged 136.7 rush yards per game.
- Lewan was named the Big Ten Conference Offensive Lineman of the Year in 2012 and 2013.
- At the conclusion of the 2011 season, during which Lewan helped pave the way for a pair of 1,000-yard rushers (Denard Robinson and Fitzgerald Toussaint), the Wolverines scored an overtime victory over Virginia Tech in the Sugar Bowl.

TITANS TIDBITS:

- Lewan is the co-founder of the popular podcast Bussin' With The Boys with former teammate Will Compton. The two friends host guests on an old Monte Carlo Budweiser bus and discuss any and everything.
- Lewan was the originator of the 2018 Offseason Titan Games, inspired by the popular video game Fortnite. The entire 90-man roster engaged in a contest in which two-man teams could eliminate other players anywhere other than at Saint Thomas Sports Park using foam swords. The contest lasted several weeks, and eventually fellow offensive lineman John Theus was declared the winner.
- Lewan owns a taxidermied beaver named Steve. The fedora-donning stuffed rodent, who was a gift from Lewan's wife, Taylin, makes appearances around the Titans locker room, often appearing at the locker of an unsuspecting rookie.
- Lewan chose to wear jersey number 77 at Michigan and then at the pro level because of the legacy of Wolverine tackles who have donned the number, including Jake Long and Jon Jansen.
- Lewan has a mustache tattooed on his right index finger and a stick figure tattooed on the outside edge of his right hand that he calls his "right-hand man."
- One of Lewan's close friends is former Carolina Panthers defensive end Craig Roh. The two played together as high school seniors and then went to Michigan at the same time.
- At the 2014 NFL Scouting Combine, Lewan ran the 40-yard dash in 4.87 seconds, beating all other offensive linemen in his class and clocking the fourth-fastest time among offensive linemen from 2010-14. He also ranked

among the top offensive linemen at the 2014 combine in the broad jump (first at nine feet, nine inches), vertical jump (tied for third at 30.5 inches) and three-cone drill (fourth at 7.39 seconds).

CAREER TRANSACTIONS:

- A native of Cave Creek, Ariz., Lewan was selected by the Titans in the first round (11th overall) of the 2014 NFL Draft.

SEASON RECAPS:

2021 (5/5):

- Against Arizona (9/12), started at left tackle and left the game briefly in the third quarter with an injury.
- At Seattle (9/19), was inactive.
- Against Indianapolis (9/26), started at left tackle and blocked for Titans' rushers to gain 180 yards on the ground.
- At N.Y. Jets (10/3), started at left tackle.
- At Jacksonville (10/10), started at left tackle and helped block for Derrick Henry to amass 130 yards on the ground with three rushing touchdowns.
- Against Buffalo (10/18), started at left tackle and was a part of an offensive front that did not allow a sack on 29 pass attempts. Helped open holes for Derrick Henry to amass 143 rushing yards and three scores on 23 carries. Left the game late in the second quarter with an injury.
- Against Kansas City (10/24), was inactive.

2020 (5/5, 0/0): Started the first five games of the season at left tackle. Placed on injured reserve on Oct. 19 and missed the final 11 regular season games and the postseason contest.

- At Denver (9/14), started at left tackle and was a part of an offensive front that allowed the Titans to amass 377 total yards. Member of a line that allowed just one sack on 43 pass attempts.
- Against Jacksonville (9/20), started at left tackle and helped the offense post 354 total yards.
- Against Buffalo (10/13), started at left tackle and was a part of an offensive line that blocked for Titans' rushers to gain 139 yards on the ground while not allowing a sack on 28 pass attempts.
- Against Houston (10/18), started at left tackle but left the game in the third quarter with an injury. Helped the offense become the first unit in NFL history to have a passer reach 350 yards (364 by Ryan Tannehill) and a rusher reach 200 yards (212 by Derrick Henry) in a game.

2019 (12/12, 3/3): Started 12 games at left tackle and helped Derrick Henry lead the NFL with 1,540 rushing yards. Was suspended by the NFL for the first four games of the season. Started all three postseason contests at left tackle.

- Against Buffalo (10/6), returned to the lineup as a starter at left tackle.
- Against L.A. Chargers (10/20), started at left tackle and helped the offense amass 403 total yards.
- Against Kansas City (11/10), started at left tackle and helped open holes for Titans' rushers to gain 225 yards on the ground.
- Against Jacksonville (11/24), started at left tackle and blocked for Titans' ball carriers to gain 219 rushing yards.
- At Indianapolis (12/1), started at left tackle and helped open holes for Derrick Henry to collect 149 rushing yards on 26 carries.
- At Oakland (12/8), started at left tackle and was a part of an offensive front that blocked for Titans' ball carriers to gain 161 yards on the ground, while also not allowing a sack on 27 pass attempts.
- Against Houston (12/15), started at left tackle and was a member of an offensive line that opened holes for Titans' rushers to gain 163 yards on the ground.

- At Houston (12/29), started at left tackle and was a part of an offensive front that blocked for Derrick Henry to amass 211 yards on the ground and become the NFL's leading rusher in 2019.
- At New England (1/4), started at left tackle and was a member of an offensive front that opened holes for Derrick Henry to collect 182 yards on the ground.
- At Baltimore (1/11), started at left tackle and was a part of an offensive line that blocked for Derrick Henry to collect a franchise postseason record 195 rushing yards.

2018 (15/15): Named to his third consecutive Pro Bowl. Selected to the PFWA's All-AFC team. Started 15 games at left tackle. Was inactive for one contest against Houston (9/16/18).

- At Miami (9/9), started at left tackle and was a member of an offensive front that did not allow a sack on 38 pass attempts. Left the game in the third quarter with an injury.
- At Jacksonville (9/23), started at left tackle and was a part of an offensive front that opened holes for Titans' rushers to gain 150 yards on the ground.
- Against Philadelphia (9/30), started at left tackle and was a part of an offensive line that helped amass 397 total yards.
- At Buffalo (10/7), started at left tackle but left the game early in the second quarter with an injury.
- At Los Angeles Chargers in London (10/21), started at left tackle and helped block for Titans' ball carriers to gain 164 yards on the ground.
- At Dallas (11/5), started at left tackle and helped the Titans' offense accumulate 340 total yards.
- Against New England (11/11), started at left tackle and was a part of an offensive front that opened holes for Titans' rushers to gain 150 yards on the ground.
- Against Jacksonville (12/6), started at left tackle and helped open holes for Titans' ball carriers to gain 264 yards on the ground, including a franchise-best 238 rushing yards by Derrick Henry. Part of an offensive front that allowed just one sack for zero yards on 24 pass attempts.
- At N.Y. Giants (12/16), started at left tackle and helped block for Titans' rushers to amass 215 yards, including a 170-yard performance by Derrick Henry.
- Against Indianapolis (12/30), started at left tackle and was a member of an offensive front that did not allow a sack on 29 pass attempts.

2017 (16/16, 2/2): Named to his second consecutive Pro Bowl. Started all 16 games and both postseason contests at left tackle.

- Against Oakland (9/10), was a part of an offensive line that helped produce 350 total yards and allow just one sack on 41 pass attempts.
- At Jacksonville (9/17), opened holes for a rushing attack that amassed 179 yards on 36 carries (5.0 avg.). Member of a unit that allowed just one sack on 27 pass attempts.
- Against Seattle (9/24), helped block for Titans' ball carriers to collect 195 rushing yards on 35 carries (5.6 avg.). Member of an offensive front that did not allow a sack on 32 pass attempts.
- Against Indianapolis (10/16), was a member of an offensive front that helped produce 473 total yards and allow just one sack for one yard on 32 pass attempts.
- Against Baltimore (11/5), started at left tackle in his 50th career game.
- Against Cincinnati (11/12), helped open holes for Titans' rushers to gain 180 yards on the ground.
- Against Houston (12/3), helped open holes for Titans' ball carriers to gain 198 yards on 25 carries with two scores on the ground.
- At San Francisco (12/17), was a part of an offensive front that allowed just one sack on 33 pass attempts.
- Against Los Angeles Rams (12/24), was a member of an offensive line that allowed just one sack on 39 pass attempts.
- At Kansas City (1/6), started at left tackle in his first career postseason game and helped open holes for Titans' ball carriers to gain 202 rushing yards on 31 carries (6.5 avg.).

2016 (16/16): Named to the Pro Bowl. Started all 16 games at left tackle for the first time in his career and was a part of an offensive front that blocked for the NFL's third-ranked rushing attack which averaged 136.7 rush yards per game.

- At Detroit (9/18), blocked for an offense that amassed 363 total yards in a 16-15 comeback win.
- Against Oakland (9/25), was a part of an offensive line that helped produce 393 total yards and allow just one sack on 33 pass attempts.
- At Miami (10/9), was a member of an offensive front that opened holes for Titans' rushers to gain 235 yards on the ground and did not allow a sack on

29 pass attempts.

- Against Cleveland (10/16), blocked for an offense that compiled a season-high 407 total yards, including 137 rushing yards.
- Against Indianapolis (10/23), started at left tackle. Gave the Titans a 6-0 lead with his first career reception, a 10-yard touchdown, on a tackle eligible play with 9:14 left to play in the first quarter.
- Against Jacksonville (10/27), opened holes for Titans' ball carriers to accumulate 214 yards on the ground. Was a part of an offensive front that did not allow a sack in 23 pass attempts.
- At San Diego (11/6), was a part of an offensive line that did not allow a sack on 43 pass attempts.
- Against Green Bay (11/13), started at left tackle but was disqualified early in the first quarter for contacting an official.
- At Indianapolis (11/20), started at left tackle but left the game late in the fourth quarter with an injury.
- At Chicago (11/27), was a member of an offensive front that did not allow a sack on 23 pass attempts. Blocked for Titans' ball carriers to gain 149 yards on the ground.
- Against Denver (12/11), was a part of an offensive line that opened holes for Titans' rushers to amass 180 rushing yards on 42 carries in a 13-10 victory over the Broncos.
- At Kansas City (12/18), helped pave the way for Titans' ball carriers to gain 148 yards on the ground. Member of an offensive front that allowed just one sack for zero yards on 33 pass attempts.

2015 (15/15): Started 15 games at left tackle. Was inactive for the regular season finale.

- At Tampa Bay (9/13), started at left tackle and was a member of an offensive front that opened holes for Titans rushers to gain 124 yards on the ground.
- At Cleveland (9/20), started at left tackle and helped block for Titans ball carriers to amass 166 rushing yards on 30 carries.
- Against Indianapolis (9/27), started at left tackle and helped protect Marcus Mariota, allowing him to pass for 367 yards.
- At New Orleans (11/8), started at left tackle and was a member of an offensive line that did not allow a sack on 39 pass attempts and allowed Marcus Mariota to throw for 371 yards and four touchdowns.
- Against Jacksonville (12/6), started at left tackle and helped block for a Titans' offense that amassed 467 total yards.

2014 (11/6): Named to the *Pro Football Writers of America* All-Rookie team. Appeared in 11 games with six starts at left tackle during his rookie campaign. Was inactive for the final five games because of injury. Made his NFL debut at Kansas City (9/7/14). Made his first career NFL start at left tackle against Jacksonville (10/12/14).

- At Kansas City (9/7), made his NFL debut as a reserve on special teams. Lined up at left tackle late in the fourth quarter.
- Against Jacksonville (10/12), made his first career NFL start at left tackle.
- Against Pittsburgh (11/17), started at left tackle and was a part of an offensive front that did not allow a sack on 24 pass attempts.
- At Philadelphia (11/23), started at left tackle and left the game midway through the fourth quarter with an injury.

COLLEGE:

- In four seasons at Michigan, Lewan appeared in 50 games with 48 starts at left tackle. He started the final 41 games of his career.
- As a senior (2013), started all 13 games at left tackle for the third consecutive season. Named first-team All-American by *Sporting News*, second-team All-American by Walter Camp, *Associated Press*, *CBSSports.com* and *SI.com*. Won the Hugh R. Rader Memorial Award for U-M's top offensive lineman and named Big Ten Rimington-Pace Offensive Lineman of the Year for second consecutive season. Added first-team All-Big Ten (coaches and media), *Sporting News* All-Big Ten, *Athlon Sports* All-Big Ten honors.
- As a junior (2012), started all 13 games at left tackle. Named first-team All-American by Walter Camp, *Associated Press*, *ESPN.com* and *SI.com*. Added Big Ten Rimington-Pace Offensive Lineman of the Year, first-team All-Big Ten (coaches and media), second-team *CBSSports.com* All-American, second-team Phil Steele Postseason All-American, first-team Phil Steele Postseason All-Big Ten, Hugh R. Rader Memorial Award. Against Massachusetts (9/15), scored a touchdown on a fumble recovery to become the first Michigan offensive lineman since 1948 (Bob Erben) to score a touchdown.
- As a sophomore (2011), started all 13 games at left tackle and helped the

Wolverines to a Sugar Bowl title. Named second-team All-Big Ten by the league's coaches and honorable mention from the media.

- As a redshirt freshman (2010), appeared in 11 games and started nine contests at left tackle. Named second-team Freshman All-American by *CollegeFootballNews.com*.

- Graduated in December 2013 with a degree in general studies.

PERSONAL:

- Married to Taylin, the couple has two daughters, Wynne and Willow.
- Attended Chaparral (Scottsdale, Ariz.) High School for his senior year (2009) after spending three years at Cactus Shadows (Phoenix, Ariz.) High School. Played offensive line for the first time as a senior after previously lining up on the defensive line.
- As a senior, started every game and helped lead his team to the 2008 Class 4A-I State Championship Game.
- Senior honors included SuperPrep All-American; Under Armour All-American game participant; Frank Kush Award as the state of Arizona's top interior offensive lineman; *Arizona Republic* and *East Valley Tribune* first-team All-State; and *Desert Sky* first-team All-Region.
- Totaled 96 tackles and seven sacks as a defensive lineman, including 46 tackles and two sacks as a junior.
- List of favorites: (movies) "Animal House," "Wedding Crashers"; (TV show) "Scrubs"; (actor) Vince Vaughn; (music artist) Eric Church; (school subjects) history; (car) Ford; (favorite athlete as a child) John Elway; (video game) Super Smash Bros.; and (food) "Anything chicken."
- Follow Lewan on Twitter at @TaylorLewan77.
- Follow Lewan on Instagram at @taylorlewan.
- Born Taylor Curtis Lewan on July 22, 1991 in Loomis, Calif.

TAYLOR LEWAN'S NFL STATISTICS

REGULAR SEASON

Year	Team	GP	GS
2014	Tennessee	11	6
2015	Tennessee	15	15
2016	Tennessee	16	16
2017	Tennessee	16	16
2018	Tennessee	15	15
2019	Tennessee	12	12
2020	Tennessee	5	5
2021	Tennessee	5	5
NFL Totals		95	90

PLAYOFFS

Year	Team	GP	GS
2017	Tennessee	2	2
2019	Tennessee	3	3
NFL Totals		5	5

Starts Breakdown:

2014 - LT 6; 2015 - LT 15; 2016 - LT 16; 2017 - LT 16 (Playoffs - LT 2); 2018 - LT 15; 2019 - LT 12 (Playoffs - LT 3); 2020 - LT 5; 2021 - LT 5

Additional Career Statistics

Misc. Tackles - 2 (2015), 3 (2016), 1 (2018), 1 (2019)
Receptions - 10-yard touchdown vs. Indianapolis (10/23/16)



51 DAVID LONG JR.

LINEBACKER • 5'11" • 227 LBS • COLLEGE: WEST VIRGINIA
ACQUIRED: 6TH ROUND - 2019 • NFL EXPERIENCE (NFL/TITANS): 3/3
HOMETOWN: CINCINNATI, OHIO
GAMES PLAYED/GAMES STARTED: 34/11 (PLAYOFFS: 4/2)

PRO: The Titans selected David Long Jr. in the sixth round of the 2019 NFL Draft. The 5-foot-11-inch, 227-pound defender possesses tremendous speed for the position, displays grit and toughness, and has a knack for finding the ball carrier. He started five games in his second season with the Titans in 2020 and totaled 50 tackles, one quarterback pressure, two tackles for loss and two passes defended. At West Virginia, he was a three-year starter and amassed 252 career tackles, 14 sacks and 40 tackles for loss. The 2018 Big 12 Defensive Player of the Year led the Mountaineers in tackles during his final collegiate campaign.

CAREER HIGHLIGHTS:

- In 2020, Long appeared in 14 games with a career-high five starts and tallied career-bests in tackles (50), quarterback pressures (one), tackles for loss (two), passes defended (two) and special teams tackles (four).
- As a rookie in 2019, Long appeared in 14 games during the regular season. He also played in all three playoff contests with one start.

TITANS TIDBITS:

- David's father, David Sr., is a former professional boxer who went 12-5-2 as a heavyweight. He once fought future world champ Deontay Wilder.
- During the offseason, Long still uses on-the-bell, three-minute-round boxing training to focus on his mental awareness. In 2018, Long Jr. went into the ring with headgear against his old man for the first time. They went for three 90-second rounds. "He busted up my lip, but it was fun," Long Jr. says. "He was really iffy that I knew how to throw my hands for real. It was just jabs, but it's grown-man strength."
- Long was a high school teammate of safety Mike Edwards, who was drafted by the Tampa Bay Buccaneers in the third round of the 2019 NFL Draft.
- When Long was seven years old, he was on the back of a bike being pedaled by his older brother when he was hit by a car driven by someone who was not paying attention. He was treated at the hospital with head and arm injuries.

CAREER TRANSACTIONS:

- The Cincinnati, Ohio, native was selected by the Titans in the sixth round (188th overall) of the 2019 NFL Draft.

SEASON RECAPS:

2021 (6/6): Leads the team with 51 tackles. Has led or tied for the team lead in tackles four times in 2021 (vs. IND, at JAX, vs. BUF, vs. KC). Has led the team in passes defended once in 2021 (vs. KC).

- Against Arizona (9/12), was inactive.
- At Seattle (9/19), started at linebacker and posted six tackles, including a stop for loss. Teamed with Tear Tart to stonewall Chris Carson for a one-yard loss on a rush off right tackle in the third quarter.
- Against Indianapolis (9/26), started at linebacker and tied for the team lead with eight tackles, including a stop for loss and two quarterback pressures. Stuffed Ashton Dulin for a seven-yard loss on a jet sweep in the second quarter.
- At N.Y. Jets (10/3), started at linebacker and notched three tackles with a quarterback pressure.
- At Jacksonville (10/10), started at linebacker and led the team with 12 tackles, including a stop for loss. Stuffed James Robinson for no gain on a rush up the middle on the Jaguars first play from scrimmage. Dropped Robinson for a two-yard loss on a short pass in the opening quarter.
- Against Buffalo (10/18), started at linebacker and led the team with a career-high 14 tackles to go along with two quarterback pressures.

Combined with Rashaan Evans to stuff Josh Allen for no gain on a goalline sneak late in the third quarter.

- Against Kansas City (10/24), started at linebacker and tied for the team lead with eight tackles while notching a team-high two passes defended. Stuffed Darrel Williams for a one-yard loss on a rush off left guard late in the first quarter. Deflected a Patrick Mahomes pass that was then intercepted by Rashaan Evans in the second quarter.

2020 (14/5, 1/1): Played in 14 games with five starts at linebacker and registered 50 tackles, a quarterback pressure, two stops for loss and two passes defended. Notched four special teams stops and a forced fumble on coverage units. Was inactive for one contest and missed another contest while on the reserve/COVID-19 list. Started the postseason contest and posted five tackles and a quarterback pressure. Led or tied for the team lead in tackles three times in 2020 (vs. DET, at GB, at HOU). Tied for the team lead in special teams tackles once in 2020 (vs. IND). Made his first career NFL start against Cleveland (12/6/20).

- At Denver (9/14), played as a reserve at linebacker and collected three tackles, including a stop for loss. Stopped Melvin Gordon III for a two-yard loss on a rush off left end in the third quarter.
- Against Buffalo (10/13), saw action as a reserve at linebacker and tallied two tackles. Posted two special teams stops and a forced fumble on coverage units. Forced an Andre Roberts fumble on a kickoff return that was recovered by Kareem Orr late in the fourth quarter.
- Against Indianapolis (11/12), saw action as a reserve at linebacker and collected two tackles. Registered a special teams stop on coverage units.
- At Baltimore (11/22), missed the game while on reserve/COVID-19.
- At Indianapolis (11/29), returned to the lineup as a reserve at linebacker and recorded three tackles, a quarterback pressure and a pass defended. Broke up a pass intended for Trey Burton in the fourth quarter.
- Against Cleveland (12/6), made his first career regular season start at linebacker and tallied six tackles. Combined with Jeffery Simmons to stuff Nick Chubb for no gain on a rush off left guard in the first quarter. Teamed with Tuzar Skipper to stop Kareem Hunt for no gain on a rush off right tackle in the final stanza.
- At Jacksonville (12/13), started at linebacker and notched five tackles. Teamed with Larrell Murchison to stuff Devine Ozigbo for a two-yard loss on a short pass late in the fourth quarter.
- Against Detroit (12/20), started at linebacker and led the team with a career-high 12 tackles and a pass defended. Teamed with Kevin Byard to stuff Adrian Peterson for a one-yard loss on a rush off left guard in the first quarter. Broke up a deep pass intended for Hunter Bryant in the third quarter.
- At Green Bay (12/27), started at linebacker and tied for the team lead with nine tackles, including a stop for loss. Set the edge and stuffed AJ Dillon for a three-yard loss on a rush off right end in the third quarter.
- At Houston (1/3), started at linebacker and led the team with eight tackles in the Titans' division-clinching victory. Combined with DaQuan Jones to stuff David Johnson for no gain on a short pass in the third stanza.
- Against Baltimore (1/10), started at linebacker and posted five tackles and a quarterback pressure. Teamed with Harold Landry III to stop J.K. Dobbins for no gain on a rush off left tackle early in the second quarter.

2019 (14/0, 3/1): Played in 14 games as a reserve during his rookie campaign and notched 15 tackles, two stops for loss, a pass defended, a forced fumble and two special teams tackles. Was inactive for two games. Saw action in all three postseason contests with a start at linebacker and collected 16 tackles, two stops for loss and a special teams tackle. Tied for the team lead in passes defended once (at HOU). Tied for the team lead in

special teams tackles twice (vs. TB, at OAK). Appeared in his first career NFL contest against Indianapolis (9/15/19).

- Against Indianapolis (9/15), made his NFL debut as a reserve on special teams.
- Against L.A. Chargers (10/20), saw action as a reserve at linebacker and posted a tackle for loss. Shot through the line and stonewalled Melvin Gordon for a four-yard loss on a screen pass late in the first quarter.
- Against Kansas City (11/10), played as a reserve at linebacker and registered 11 tackles and a forced fumble. Forced a Damien Williams' fumble that was scooped up by Rashaan Evans and returned 53 yards for a touchdown in the second stanza.
- At Oakland (12/8), saw action as a reserve at linebacker and amassed two tackles, including a stop for loss. Tied for the team lead with a special teams tackle on coverage units. Stonewalled DeAndré Washington for a six-yard loss on a short pass in the fourth quarter.
- At Houston (12/29), played as a reserve on special teams and at linebacker late in the game. Recorded a tackle and a pass defended on defense. Broke up a pass intended for Jordan Akins late in the fourth quarter.
- At New England (1/4), made his postseason debut as a reserve at linebacker and posted five tackles.
- At Baltimore (1/11), made his first career start at linebacker and recorded eight tackles. Stuffed Gus Edwards for no gain on a rush off right guard in the first quarter. Halted a Ravens' drive by stonewalling Lamar Jackson for no gain on a fourth-and-one rush off right guard on the first play of the second quarter.
- At Kansas City (1/19), played as a reserve at linebacker and registered three tackles, including two stops for loss. Notched a special teams tackle on coverage units. Stuffed Damien Williams for two-yard losses on back-to-back rushing plays in the fourth quarter.

COLLEGE:

- During a three-year career at West Virginia, played in 34 games with 31 starts and totaled 252 tackles, 14 sacks and 40 career tackles for loss which tied for third place on West Virginia's all-time list. In his final campaign in 2018, tied for the single-season program record with 19 tackles for loss.
- As a junior (2018), started all 12 games at Will linebacker and named Big

12 Defensive Player of the Year by the coaches and the Associated Press. Garnered second-team All-America honors by the Associated Press and first-team All-Big 12 first-team accolades by the Associated Press. Led the team with 111 tackles, eight sacks and 19 tackles for loss. Finished with 10 or more tackles in six games.

- As a sophomore (2017), started nine games at Will linebacker after missing the first four games after sustaining preseason knee injury. Was the team's third-leading tackler with 76 stops, including four sacks, a team-best 16.5 tackles for loss, four passes defended and a fumble recovery. Selected All-Big 12 Conference first team by ESPN, All-Big 12 Conference second team by Athlon Sports and All-Big 12 Conference honorable mention by the Coaches. Also named WVU Defensive Player of the Year.
- As a redshirt freshman (2016), played in 13 games with 10 starts and notched 65 tackles, two sacks, 4.5 tackles for loss and a forced fumble.
- As a freshman (2015), redshirted.
- Graduated in December 2018 with a multidisciplinary studies degree from West Virginia.

PERSONAL:

- Attended Winton Woods (Cincinnati, Ohio) High School and finished his career with 283 career tackles, six sacks and six interceptions.
- Selected Associated Press All-Ohio Division II honorable mention and Associated Press Southwest All-District First Team Division II linebacker.
- As a senior, tallied 110 tackles, 16 tackles for loss and three sacks.
- As a junior, totaled 88 tackles, one interception and one fumble recovery.
- As a sophomore, registered 81 tackles, a sack, two fumble recoveries and an interception.
- List of favorites: (TV show) "All American"; (movies) "Remember the Titans"; (musician) Lil Wayne; (meal) pasta; (dessert) lemon cake; (childhood sports team) LeBron James' teams - Cavaliers and Heat; and (hidden talent) Beatboxing.
- Follow Long on Twitter at @David__Long.
- Follow Long on Instagram at @davidlongjr__.
- Born David Lamont Long Jr. on Oct. 12, 1996 in Cincinnati, Ohio.

DAVID LONG JR.'S GAME-BY-GAME

2019 Tennessee Titans

Date	Opp	W/L	P/S	Tot Solo Asst	Sk - Yds	QBP	TFL	Int - Yds	-TD	PD	FF	FR - Yds	SpT
Sept 8	@ Cle	W	IA										
Sept 15	Ind	L	p	0 0 0	0.0 0.0	0	0	0 0 0	0	0	0	0	0
Sept 19	@ Jax	L	p	0 0 0	0.0 0.0	0	0	0 0 0	0	0	0	0	0
Sept 29	@ Atl	W	IA										
Oct 6	Buf	L	p	0 0 0	0.0 0.0	0	0	0 0 0	0	0	0	0	0
Oct 13	@ Den	L	p	0 0 0	0.0 0.0	0	0	0 0 0	0	0	0	0	0
Oct 20	LAC	W	p	1 1 0	0.0 0.0	0	1	0 0 0	0	0	0	0	0
Oct 27	TB	W	p	0 0 0	0.0 0.0	0	0	0 0 0	0	0	0	0	1
Nov 3	@ Car	L	p	0 0 0	0.0 0.0	0	0	0 0 0	0	0	0	0	0
Nov 10	KC	W	p	11 5 6	0.0 0.0	0	0	0 0 0	0	1	0	0	0
Nov 24	Jax	W	p	0 0 0	0.0 0.0	0	0	0 0 0	0	0	0	0	0
Dec 1	@ Ind	W	p	0 0 0	0.0 0.0	0	0	0 0 0	0	0	0	0	0
Dec 8	@ Oak	W	p	2 1 1	0.0 0.0	0	1	0 0 0	0	0	0	0	1
Dec 15	Hou	L	p	0 0 0	0.0 0.0	0	0	0 0 0	0	0	0	0	0
Dec 22	NO	L	p	0 0 0	0.0 0.0	0	0	0 0 0	0	0	0	0	0
Dec 29	@ Hou	W	p	1 1 0	0.0 0.0	0	0	0 0 0	1	0	0	0	0
Totals	9-7	14/0		15 8 7	0.0 0.0	0	2	0 0 0	0	1	1	0	2
Playoffs													
Jan 4	@ NE	W	p	5 4 1	0.0 0.0	0	0	0 0 0	0	0	0	0	0
Jan 11	@ Bal	W	S	8 5 3	0.0 0.0	0	0	0 0 0	0	0	0	0	0
Jan 19	@ KC	L	p	3 2 1	0.0 0.0	0	2	0 0 0	0	0	0	0	1
Totals	2-1	3/1		16 11 5	0.0 0.0	0	2	0 0 0	0	0	0	0	1

2020 Tennessee Titans

Date	Opp	W/L	P/S	Tot Solo Asst	Sk - Yds	QBP	TFL	Int - Yds	-TD	PD	FF	FR - Yds	SpT
Sept 14	@ Den	W	p	3 2 1	0.0 0.0	0	1	0 0 0	0	0	0	0	0
Sept 20	Jax	W	p	0 0 0	0.0 0.0	0	0	0 0 0	0	0	0	0	0
Sept 27	@ Min	W	p	0 0 0	0.0 0.0	0	0	0 0 0	0	0	0	0	0
Oct 13	Buf	W	p	2 1 1	0.0 0.0	0	0	0 0 0	0	0	0	0	2
Oct 18	Hou	W	p	0 0 0	0.0 0.0	0	0	0 0 0	0	0	0	0	0
Oct 25	Pit	L	IA										
Nov 1	@ Cin	L	p	0 0 0	0.0 0.0	0	0	0 0 0	0	0	0	0	0
Nov 8	Chi	W	p	0 0 0	0.0 0.0	0	0	0 0 0	0	0	0	0	1
Nov 12	Ind	L	p	2 1 1	0.0 0.0	0	0	0 0 0	0	0	0	0	1
Nov 22	@ Bal	W	R/C										

Nov 29	@ Ind	W	p	3 2 1	0.0 0.0	0	1	0 0 0	0	0	0	0	0
Dec 6	Cle	L	S	6 3 3	0.0 0.0	0	0	0 0 0	0	0	0	0	0
Dec 13	@ Jax	W	S	5 2 3	0.0 0.0	0	0	0 0 0	0	0	0	0	0
Dec 20	Det	W	S	12 6 6	0.0 0.0	0	0	0 0 0	0	1	0	0	0
Dec 27	@ GB	L	S	9 8 1	0.0 0.0	0	1	0 0 0	0	0	0	0	0
Jan 3	@ Hou	W	S	8 3 5	0.0 0.0	0	0	0 0 0	0	0	0	0	0
Totals	11-5	14/5		50 28 22	0.0 0.0	1	2	0 0 0	2	0	0	0	4
Playoffs													
Jan 10	Bal	L	S	5 4 1	0.0 0.0	0	1	0 0 0	0	0	0	0	0
Totals	0-1	1/1		5 4 1	0.0 0.0	1	0	0 0 0	0	0	0	0	0

2021 Tennessee Titans

Date	Opp	W/L	P/S	Tot Solo Asst	Sk - Yds	QBP	TFL	Int - Yds	-TD	PD	FF	FR - Yds	SpT
Sept 12	Ari	L	IA										
Sept 19	@ Sea	W	S	6 2 4	0.0 0.0	0	1	0 0 0	0	0	0	0	0
Sept 26	Ind	W	S	8 5 3	0.0 0.0	2	1	0 0 0	0	0	0	0	0
Oct 3	@ NYJ	L	S	3 2 1	0.0 0.0	0	1	0 0 0	0	0	0	0	0
Oct 10	@ Jax	W	S	12 10 2	0.0 0.0	0	1	0 0 0	0	0	0	0	0
Oct 18	Buf	W	S	14 9 5	0.0 0.0	2	0	0 0 0	0	0	0	0	0
Oct 24	KC	W	S	8 6 2	0.0 0.0	0	1	0 0 0	2	0	0	0	0
Oct 31	@ Ind												
Nov 7	@ LAR												
Nov 14	NO												
Nov 21	Hou												
Nov 28	@ NE												
Dec 12	Jax												
Dec 19	@ Pit												
Dec 23	SF												
Jan 2	Mia												
Jan 9	@ Hou												
Totals	5-2	6/6		51 34 17	0.0 0.0	5	4	0 0 0	2	0	0	0	0

DAVID LONG JR.'S NFL STATISTICS

REGULAR SEASON				TACKLES								INTERCEPTIONS					FUMBLES			
Year	Team	GP	GS	Tot	Solo	Asst	Sk	Yds	QBP	TFL	No	Yds	Lg	TD	PD	FF	FR	Yds	SpT	
2019	Tennessee	14	0	15	8	7	0.0	0.0	0	2	0	0	0	0	1	1	0	0	2	
2020	Tennessee	14	5	50	28	22	0.0	0.0	1	2	0	0	0	0	2	0	0	0	4	
2021	Tennessee	6	6	51	34	17	0.0	0.0	5	4	0	0	0	0	2	0	0	0	0	
NFL Totals		34	11	116	70	46	0.0	0.0	6	8	0	0	0	0	5	1	0	0	6	

PLAYOFFS				TACKLES								INTERCEPTIONS					FUMBLES			
Year	Team	GP	GS	Tot	Solo	Asst	Sk	Yds	QBP	TFL	No	Yds	Lg	TD	PD	FF	FR	Yds	SpT	
2019	Tennessee	3	1	16	11	5	0.0	0.0	0	2	0	0	0	0	0	0	0	0	1	
2020	Tennessee	1	1	5	4	1	0.0	0.0	1	0	0	0	0	0	0	0	0	0	0	
NFL Totals		4	2	21	15	6	0.0	0.0	1	2	0	0	0	0	0	0	0	0	1	

Single-Game Highs

Tackles - **14 vs. Buffalo (10/18/21)**
 Tackle For Loss - **1 (Eight times, last vs. Kansas City 10/24/21)**
 Passes Defensed - **2 vs. Kansas City (10/24/21)**
 Forced Fumbles - 1 vs. Kansas City (11/10/19)
 Special Teams Tackles - 2 vs. Buffalo (10/13/20)

Playoff Single-Game Highs

Tackles - 8 at Baltimore (1/11/20)
 Tackle For Loss - 2 at Kansas City (1/19/20)
 Special Teams Tackles - 1 at Kansas City (1/19/20)

Additional Statistics

Special Teams Forced Fumble - 1 (2020)



30 GREG MABIN

CORNERBACK • 6'2" • 200 LBS • COLLEGE: IOWA
ACQUIRED: FREE AGENT - 2021 • NFL EXPERIENCE (NFL/TITANS): 5/1
HOMETOWN: FORT LAUDERDALE, FLA.
GAMES PLAYED/GAMES STARTED: 35/6 (PLAYOFFS: 0/0)

PRO: The Titans originally signed veteran cornerback Greg Mabin to the practice squad during Week 3 of the 2020 season to bring experience to the secondary. The University of Iowa product was brought back to the Titans' active roster in Week 7 of 2021 season for the same reason. The 6-foot-2-inch, 200-pounder originally signed with the Tampa Bay Buccaneers as a rookie free agent following the 2017 NFL Draft and has also spent time with the Buffalo Bills, San Francisco 49ers, Cincinnati Bengals, Jacksonville Jaguars and Arizona Cardinals. The Fort Lauderdale, Fla., native has appeared in 34 games with five starts and totaled 34 tackles, six passes defended, one forced fumble and one fumble recovery in his career.

CAREER HIGHLIGHTS:

- In 2018, appeared in a career-high 13 games and made his first career start for the San Francisco 49ers. Totaled a career-best 11 tackles, one forced fumble and one fumble recovery on the season.

TITANS TIDBITS:

- Mabin initially accepted a scholarship to Iowa to play wide receiver. After his freshman season, Kirk Ferentz called Mabin into his office to propose a position change to cornerback. "He said my skillset would probably transition better for cornerback rather than a receiver," Mabin said.
- Mabin's father, Dr. Wesley Mabin, played cornerback at Nebraska from 1968-71 and played on two national championship teams in 1970 and 1971.
- Mabin's cousin, Jordan Mabin, player cornerback at Northwestern (2008-11) and went on to spend time with the Baltimore Ravens, Cleveland Browns, Atlanta Falcons and San Diego Chargers from 2012-15.
- Mabin's cousin, Dorin Dickerson, played tight end in the NFL from 2010-15, spending time with the Houston Texans, New England Patriots, Buffalo Bills, Detroit Lions, Pittsburgh Steelers as well as the Titans (2014-15).

CAREER TRANSACTIONS:

- The Fort Lauderdale, Fla., native was signed by the Tampa Bay Buccaneers as an undrafted free agent on May 5, 2017.
- Waived by the Buccaneers on May 8, 2017.
- Signed by the Buffalo Bills on June 1, 2017.
- Waived by the Bills on Sept. 12, 2017.
- Signed by the Bills to the team's practice squad on Sept. 14, 2017.
- Signed by the Bills to their active roster from the practice squad on Oct. 7, 2017.
- Waived by the Bills on Oct. 16, 2017.
- Signed by the San Francisco 49ers to the team's practice squad on Oct. 18, 2017.
- Signed by the 49ers to their active roster from the practice squad on Nov. 1, 2017.
- Waived by the 49ers on Oct. 30, 2018.
- Signed by the 49ers to the team's practice squad on Nov. 1, 2018.
- Signed by the 49ers to their active roster from the practice squad on Nov. 8, 2018.
- Waived injured by the 49ers on Aug. 16, 2019.
- Signed by the Cincinnati Bengals to the team's practice squad on Sept. 24, 2019.
- Signed by the Bengals to their active roster from the practice squad on Sept. 25, 2019.
- Waived by the Bengals on Oct. 7, 2019.
- Signed by the Bengals to the team's practice squad on Oct. 9, 2019.
- Signed by the Bengals to their active roster from the practice squad on

Oct. 30, 2019.

- Waived by the Bengals on Sept. 5, 2020.
- Signed by the Titans to the team's practice squad on Sept. 21, 2020.
- Released by the Titans from their practice squad on Oct. 20, 2020.
- Signed by the Titans to the team's practice squad on Nov. 9, 2020.
- Signed by the Titans to their active roster from the team's practice squad on Nov. 21, 2020.
- Released by the Titans on Nov. 24, 2020.
- Claimed off waivers by the Jacksonville Jaguars on Nov. 25, 2020.
- Signed by the Titans as a free agent on May 6, 2021.
- Released by the Titans on Aug. 10, 2021.
- Signed by the Arizona Cardinals to their practice squad on Oct. 6, 2021.
- Signed by the Titans to their active roster from the Cardinals' practice squad on Oct. 20, 2021.

SEASON RECAPS:

2021 (1/1 - Tennessee):

- Against Kansas City (10/24), started at cornerback in his Titans debut and collected three tackles.

2020 (0/0 - Tennessee; 5/4 - Jacksonville):

Dressed in one game with the Titans but did not play. Acquired off waivers by the Jaguars on Nov. 25. Saw action in five games with four starts at cornerback for the Jaguars and collected 21 tackles and three passes defended.

- Against Chicago (12/27), registered a career-high 10 tackles.

2019 (9/0 - Cincinnati):

Saw action in nine games for Cincinnati and totaled one tackle and one pass defended. Played in Weeks 4 and 9-16. Was inactive for one contest.

- At Cleveland (12/8), posted one tackle.

2018 (13/1 - San Francisco):

Played in 13 games and made one start for San Francisco. Was inactive for two contests. Recorded 11 tackles, one pass defended, one forced fumble and one fumble recovery.

- At Los Angeles Chargers (9/30), notched a career-best four tackles and forced one fumble, the first of his career.
- Against Chicago (12/23), posted his first career fumble recovery.

2017 (1/0 - Buffalo; 6/0 San Francisco):

Appeared in seven games as a rookie, including one for Buffalo and six for San Francisco. Saw action in the last six of eight games of the season for the 49ers. Totaled one tackle and one pass defended.

- At Cincinnati (10/8), made his NFL debut and had one pass defended while with the Buffalo Bills.
- At Los Angeles Rams (12/31), tallied one tackle.

COLLEGE:

- Played in 36 games with 35 starts over five seasons (2012-16) at Iowa. Totaled 144 tackles, 2.5 tackles for loss, 19 passes defended, three interceptions, two forced fumbles and two fumble recoveries.
- As a senior (2016), started nine games and recorded 37 tackles, three passes defended and one forced fumble. Earned honorable mention All-Big Ten recognition by the league's coaches. Awarded the defensive Coaches Appreciation Award.
- As a junior (2015), started all 14 games and totaled 54 tackles, 0.5 tackle for loss, two interceptions, one forced fumble and ranked second on the team with eight passes defended.
- As a sophomore (2014), played in all 13 games and made 12 starts. Amassed 53 tackles, 2.0 tackles for loss, one interception, five passes

defensed and two fumble recoveries.

- As a redshirt freshman (2013), did not see game action.
- Redshirted in 2012.
- Majored in health and human physiology at Iowa.

PERSONAL:

- Attended Calvary Christian Academy (Fla). where caught 52 passes for 877 yards and 15 touchdowns as a senior.
- Also lettered in basketball and track.
- Son of Dr. Wesley and Arlette Mabin.
- Follow Mabin on Twitter and Instagram @mrmaybach13.
- Born Gregory Mabin on June 25, 1994 in Fort Lauderdale, Fla.

GREG MABIN'S GAME-BY-GAME

2017 Buffalo Bills, San Francisco 49ers

Date	Opp	W/L	P/S	Tot Solo Asst	Sk - Yds	QBP	TFL	Int - Yds -TD	PD	FF	FR - Yds	SpT
Sept 17	@ Car	L	PS									
Sept 24	Den	W	PS									
Oct 1	@ Atl	W	PS									
Oct 8	@ Cin	L	p	0	0 0 0.0	0.0	0	0 0 0 0 0 0 0 0 1	0	0	0	0
Signed by San Francisco to the team's practice squad on Oct. 18, 2017												
Oct 22	Dal	L	PS									
Oct 29	@ Phi	L	PS									
Nov 5	Ari	L	p	0	0 0 0.0	0.0	0	0 0 0 0 0 0 0 0 0	0	0	0	0
Nov 12	NYG	W	p	0	0 0 0.0	0.0	0	0 0 0 0 0 0 0 0 0	0	0	0	1
Nov 26	Sea	L	p	0	0 0 0.0	0.0	0	0 0 0 0 0 0 0 0 0	0	0	0	0
Dec 3	@ Chi	W	p	0	0 0 0.0	0.0	0	0 0 0 0 0 0 0 0 0	0	0	0	0
Dec 10	@ Hou	W	p	0	0 0 0.0	0.0	0	0 0 0 0 0 0 0 0 0	0	0	0	0
Dec 17	Ten	W	IA									
Dec 24	Jax	W	IA									
Dec 31	@ LAR	W	p	1	0 1 0.0	0.0	0	0 0 0 0 0 0 0 0 0	0	0	0	0
Totals		8-6	7/0	1	0 1 0.0	0.0	0	0 0 0 0 0 0 0 0 0	0	0	0	1

2018 San Francisco 49ers

Date	Opp	W/L	P/S	Tot Solo Asst	Sk - Yds	QBP	TFL	Int - Yds -TD	PD	FF	FR - Yds	SpT
Sept 9	@ Min	L	p	0	0 0 0.0	0.0	0	0 0 0 0 0 0 0 0 0	0	0	0	0
Sept 16	Det	W	p	0	0 0 0.0	0.0	0	0 0 0 0 0 0 0 0 0	0	0	0	0
Sept 23	@ KC	L	IA									
Sept 30	@ LAC	L	p	4	3 1 0.0	0.0	0	0 0 0 0 0 0 1 0 0	0	0	0	0
Oct 7	Ari	L	p	2	1 1 0.0	0.0	0	0 0 0 0 0 1 0 0 0	0	0	0	0
Oct 15	@ GB	L	p	3	3 0 0.0	0.0	0	0 0 0 0 0 0 0 0 0	0	0	0	0
Oct 21	LAR	L	S	1	1 0 0.0	0.0	0	0 0 0 0 0 0 0 0 0	0	0	0	0
Oct 28	@ Ari	L	IA									
Nov 1	Oak	W	PS									
Nov 12	NYG	L	p	0	0 0 0.0	0.0	0	0 0 0 0 0 0 0 0 0	0	0	0	0
Nov 25	@ TB	L	p	0	0 0 0.0	0.0	0	0 0 0 0 0 0 0 0 0	0	0	0	1
Dec 2	@ Sea	L	p	0	0 0 0.0	0.0	0	0 0 0 0 0 0 0 0 0	0	0	0	0
Dec 9	Den	W	p	0	0 0 0.0	0.0	0	0 0 0 0 0 0 0 0 0	0	0	0	1
Dec 16	Sea	W	p	0	0 0 0.0	0.0	0	0 0 0 0 0 0 0 0 0	0	0	0	1
Dec 23	Chi	L	p	0	0 0 0.0	0.0	0	0 0 0 0 0 0 0 1 2	0	0	0	0
Dec 30	@ LAR	L	p	1	1 0 0.0	0.0	0	0 0 0 0 0 0 0 0 0	0	0	0	0
Totals		4-12	13/1	11	9 2 0.0	0.0	0	0 0 0 0 0 0 1 1 1	2	3	2	3

2019 Cincinnati Bengals

Date	Opp	W/L	P/S	Tot Solo Asst	Sk - Yds	QBP	TFL	Int - Yds -TD	PD	FF	FR - Yds	SpT
Sept 30	@ Pit	L	p	0	0 0 0.0	0.0	0	0 0 0 0 0 0 0 0 0	0	0	0	0
Oct 6	Ari	L	IA									
Oct 13	@ Bal	L	PS									
Oct 20	Jax	L	PS									
Oct 27	@ LAR	L	PS									

Nov 10	Bal	L	p	0	0 0 0.0	0.0	0	0 0 0 0 0 0 0 0 0	0	0	0	0
Nov 17	@ Oak	L	p	0	0 0 0.0	0.0	0	0 0 0 0 0 0 0 0 0	0	0	0	0
Nov 24	Pit	L	p	0	0 0 0.0	0.0	0	0 0 0 0 0 0 0 0 0	0	0	0	0
Dec 1	NYJ	W	p	0	0 0 0.0	0.0	0	0 0 0 0 0 0 0 0 0	0	0	0	0
Dec 8	@ Cle	L	p	1	1 0 0.0	0.0	0	0 0 0 0 0 0 0 0 0	0	0	0	0
Dec 15	NE	L	p	0	0 0 0.0	0.0	0	0 0 0 0 0 0 0 0 0	0	0	0	0
Dec 22	@ Mia	L	p	0	0 0 0.0	0.0	0	0 0 0 0 0 0 1 0 0	0	0	0	1
Dec 29	Cle	W	p	0	0 0 0.0	0.0	0	0 0 0 0 0 0 0 0 0	0	0	0	0
Totals		2-11	9/0	1	1 0 0.0	0.0	0	0 0 0 0 0 0 1 0 0	0	1	0	1

2020 Tennessee Titans

Date	Opp	W/L	P/S	Tot Solo Asst	Sk - Yds	QBP	TFL	Int - Yds -TD	PD	FF	FR - Yds	SpT
Nov 22	@ Bal	W	DNP									
Totals		1-0	0/0	0	0 0 0.0	0.0	0	0 0 0 0 0 0 0 0 0	0	0	0	0

2020 Jacksonville Jaguars

Date	Opp	W/L	P/S	Tot Solo Asst	Sk - Yds	QBP	TFL	Int - Yds -TD	PD	FF	FR - Yds	SpT
Dec 6	@ Min	L	S	3	3 0 0.0	0.0	0	0 0 0 0 0 0 1 0 0	0	0	0	0
Dec 13	Ten	L	p	3	2 1 0.0	0.0	0	0 0 0 0 0 1 0 0 0	0	0	0	0
Dec 20	@ Bal	L	S	2	2 0 0.0	0.0	0	0 0 0 0 0 0 1 0 0	0	0	0	0
Dec 27	Chi	L	S	10	10 0 0.0	0.0	0	0 0 0 0 0 0 0 0 0	0	0	0	0
Jan 3	@ Ind	L	S	3	3 0 0.0	0.0	0	0 0 0 0 0 0 0 0 0	0	0	0	0
Totals		0-5	5/4	21	20 1 0.0	0.0	0	0 0 0 0 0 0 3 0 0	0	0	0	0

2021 Tennessee Titans

Date	Opp	W/L	P/S	Tot Solo Asst	Sk - Yds	QBP	TFL	Int - Yds -TD	PD	FF	FR - Yds	SpT
Oct 24	KC	W	S	3	3 0 0.0	0.0	0	0 0 0 0 0 0 0 0 0	0	0	0	0
Oct 31	@ Ind											
Nov 7	@ LAR											
Nov 14	NO											
Nov 21	Hou											
Nov 28	@ NE											
Dec 12	Jax											
Dec 19	@ Pit											
Dec 23	SF											
Jan 2	Mia											
Jan 9	@ Hou											
Totals		1-0	1/1	3	3 0 0.0	0.0	0	0 0 0 0 0 0 0 0 0	0	0	0	0

GREG MABIN'S NFL STATISTICS

REGULAR SEASON		TACKLES									INTERCEPTIONS					FUMBLES			
Year	Team	GP	GS	Tot	Solo	Asst	Sk	Yds	QBP	TFL	No	Yds	Lg	TD	PD	FF	FR	Yds	SpT
2017	BUF/SF	7	0	1	1	0	0.0	0.0	0	0	0	0	0	0	1	0	0	0	1
2018	San Francisco	13	1	11	9	2	0.0	0.0	0	0	0	0	0	0	1	1	1	2	3
2019	Cincinnati	9	0	1	1	0	0.0	0.0	0	0	0	0	0	0	1	0	0	0	1
2020	TEN/JAX	5	4	21	20	1	0.0	0.0	0	0	0	0	0	0	3	0	0	0	0
2021	Tennessee	1	1	3	3	0	0.0	0.0	0	0	0	0	0	0	0	0	0	0	0
NFL Totals		35	6	37	34	3	0.0	0.0	0	0	0	0	0	0	6	1	1	2	5

Single-Game Highs

Tackles - 10 vs. Chicago (12/27/20)

Passes Defensed - 1 (Six times, last at Baltimore 12/20/20)

Forced Fumble - 1 at Los Angeles Chargers (9/30/18)

Fumble Recovery - 1 against Chicago (12/23/18)

Special Teams Tackles - 1 (Five times, last at Miami 12/22/19)



28 JEREMY McNICHOLS

RUNNING BACK • 5'9" • 205 LBS • COLLEGE: BOISE STATE
ACQUIRED: FREE AGENT - 2020 • NFL EXPERIENCE (NFL/TITANS): 2/2
HOMETOWN: SANTA MARGARITA, CALIF.
GAMES PLAYED/GAMES STARTED: 27/0 (PLAYOFFS: 1/0)

PRO: The Titans brought back Jeremy McNichols during 2020 training camp to add depth and competition to the running back corps and he paid immediate dividends appearing in all 16 games and registering 204 rushing yards. The Titans originally signed McNichols from the Denver Broncos' practice squad in December 2018. The 5-foot-9-inch, 205-pounder is a versatile back that also contributes on special teams units. The Boise State product was originally a 2017 fifth-round selection of the Tampa Bay Buccaneers. He has also spent time with the San Francisco 49ers, Indianapolis Colts, Chicago Bears and Jacksonville Jaguars in his NFL career.

CAREER HIGHLIGHTS:

- In 2020, McNichols saw action in all 16 games for the Titans and rushed the ball 47 times for 204 yards with a touchdown while catching 12 passes for 55 yards out of the backfield.

TITANS TIDBITS:

- McNichols was coached by hip-hop artist Snoop Dogg while playing youth football in the Snoop Youth Football League in Los Angeles, Calif. McNichols played both alongside and against numerous NFL players. The SYFL serves children between the ages of five and 13 years old, teaching them the values of teamwork, good sportsmanship, discipline, and self-respect, while also stressing the importance of academics.

CAREER TRANSACTIONS:

- The Santa Margarita, Calif., native was originally selected by the Tampa Bay Buccaneers in the fifth round (162nd overall) of the 2017 NFL Draft.
- Waived by the Buccaneers on Sept. 2, 2017.
- Signed by the San Francisco 49ers to the team's practice squad on Sept. 4, 2017.
- Signed by the 49ers to their active roster from the practice squad on Nov. 29, 2017.
- Waived by the 49ers on Sept. 1, 2018.
- Signed by the Indianapolis Colts to the team's practice squad on Sept. 4, 2018.
- Released by the Colts from their practice squad Sept. 13, 2018 and signed back to the Colts' practice squad on Sept. 19, 2018.
- Signed by the Colts to their active roster from the practice squad on Sept. 28, 2018.
- Waived by the Colts on Oct. 2, 2018.
- Signed by the Denver Broncos to the team's practice squad on Oct. 10, 2018.
- Signed by the Titans to their active roster from the Denver Broncos' practice squad on Dec. 3, 2018.
- Waived by the Titans on Aug. 31, 2019.
- Signed by the Chicago Bears to the team's practice squad on Nov. 20, 2019.
- Released by the Bears from their practice squad Dec. 11, 2019.
- Signed by the Jacksonville Jaguars to the team's practice squad on Dec. 18, 2019.
- Signed by the Jaguars to their active roster from the practice squad on Dec. 28, 2019.
- Waived by the Jaguars on May 4, 2020.
- Signed by the Titans as a free agent on Aug. 26, 2020.
- Waived by the Titans on Sept. 5, 2020 and signed to the team's practice squad a day later.
- Activated from the practice squad to the active roster standard elevation on Sept. 14, 2020.
- Activated from the practice squad to the active roster standard elevation on Sept. 19, 2020.

- Signed by the Titans to their active roster from the practice squad on Sept. 23, 2020.

SEASON RECAPS:

2021 (7/0 - Tennessee): Tied for second on the team with 18 receptions. Has led the team in receptions once in 2021 (at NYJ). Has led the team in receiving yards once in 2021 (at NYJ).

- Against Arizona (9/12), played as a reserve at running back and rushed twice for nine yards. Added three catches for 24 yards out of the backfield.
- At Seattle (9/19), saw action as a reserve at running back and snared three receptions for 26 yards. Rushed once for three yards.
- Against Indianapolis (9/26), rushed twice for six yards and grabbed a 10-yard touchdown reception, his first career receiving score. Returned two kickoffs for 31 yards. Increased the Titans' advantage to 22-13 with a 10-yard touchdown reception on third-and-goal early in the fourth quarter.
- At N.Y. Jets (10/3), led the team with a career-high eight receptions and a career-best 74 receiving yards out of the backfield. Rushed once for 11 yards. Kept the Titans' first scoring drive alive with a 27-yard catch-and-run reception on third-and-21 in the first stanza.
- At Jacksonville (10/10), saw action as a reserve at running back and snared two receptions for 26 yards. Rushed once for nine yards. Extended the Titans' initial touchdown drive with a 25-yard reception on third-and-six in the first quarter.
- Against Buffalo (10/18), saw limited action as a reserve at running back before leaving the game in the first quarter with an injury.
- Against Kansas City (10/24), played as a reserve at running back and caught one pass for 10 yards. Extended the Titans' second touchdown drive with a 10-yard reception on a screen on third-and-nine in the opening quarter.

2020 (16/0, 1/0 - Tennessee): Played in all 16 games for the first time in his career and rushed the ball 47 times for 204 yards with a touchdown. Caught 12 passes for 55 yards out of the backfield. Saw action as a reserve in the postseason contest and rushed once for four yards. Scored his first career touchdown against Cleveland (12/6/20).

- Against Buffalo (10/13), saw significant action as a reserve at running back and carried the ball a career-high nine times for a career-best 28 yards. Caught one pass for three yards out of the backfield. Kept the Titans' initial fourth quarter touchdown drive alive with a seven-yard run on third-and-two.
- Against Houston (10/18), saw significant action as a reserve at running back and set a career-high with 51 rushing yards on five carries. Caught two passes for 11 yards out of the backfield. Recorded a career-long 20-yard rushing attempt in the third quarter. Posted a 17-yard run up the middle during the Titans' game-winning touchdown drive in overtime.
- At Cincinnati (11/1), saw action as a reserve at running back and carried the ball four times for 49 yards. Helped set up the Titans' second touchdown with a 17-yard run to the Bengals' nine-yard line in the fourth quarter.
- Against Chicago (11/8), played as a reserve at running back and rushed twice for 10 yards. Kept the Titans' opening scoring drive alive with a five-yard run on third-and-three in the first quarter.
- Against Indianapolis (11/12), saw action as a reserve at running back and rushed three times for 26 yards. Caught one pass for eight yards out of the backfield.
- At Indianapolis (11/29), saw action as a reserve at running back and rushed eight times for 20 yards.
- Against Cleveland (12/6), played as a reserve at running back and rushed twice for two yards with his first career touchdown. Made it a two-

possession game with his first career touchdown on a one-yard rushing plunge late in the fourth quarter.

- At Jacksonville (12/13), saw action as a reserve at running back and rushed 11 times for nine yards. Caught one pass out of the backfield.
- Against Baltimore (1/10), saw action as a reserve at running back and on special teams in his postseason debut.

2019 (0/0 - Chicago; 1/0 - Jacksonville): Spent three weeks on the Bears' practice squad before being released. Spent one week on the Jaguars' practice squad before being signed to the team's active roster. Played as a reserve in one contest for the Jaguars.

2018 (1/0 - Indianapolis; 0/0 - Tennessee): Was inactive for three games and did not play in another contest for the Titans after being signed off the Broncos' practice squad on Dec. 3. Appeared in one contest with the Colts and carried the ball twice for four yards.

2017 (2/0 - San Francisco): Spent the first 11 weeks on the practice squad. Activated from the 49ers' practice squad on Nov. 29. Appeared in two games and registered a special teams tackle. Was inactive for three games.

COLLEGE:

- Played in 34 games, while starting the final 25 contests at Boise State (2014-16) and rushed 571 times for 3,205 yards (5.6 avg.) and 44 touchdowns. Caught 103 passes for 1,089 yards and 11 touchdowns. Also returned 28 kickoffs for 554 yards (19.8 avg.).
- Earned second team All-Mountain West in both 2016 and 2015. Declared for the draft following his junior season (2016).
- As a junior (2016), started all 13 games and rushed 314 times for 1,709 yards (5.4 avg.) and 23 touchdowns. Posted 37 receptions for 474 yards (12.8 avg.) and four touchdowns.
- His 1,709 rushing yards and 27 total touchdowns were the third-most in a single season in Boise State history, while his 23 rushing touchdowns were the fourth-most in school history. He ranked second in the NCAA in total touchdowns, while standing third in rushing touchdowns.
- As a sophomore (2015), started 12 games and rushed 240 times for 1,337 yards (5.6 avg.) for 20 touchdowns, while catching 52 passes for 460 yards

and six touchdowns.

- His 26 total touchdowns ranked second in the country and he set a Mountain West record for consecutive games with a rushing touchdown (12).
- As a true freshman (2014), played in nine games and rushed 17 times for 159 yards (9.4 avg.) and one touchdown. Snared 15 catches for 155 yards and one touchdown. Returned 19 kickoffs for 393 yards.

PERSONAL:

- Attended Santa Margarita (Calif.) High School where he registered 173 carries for 877 yards and nine touchdowns. Also hauled in 72 receptions for 934 yards and 10 touchdowns.
- As a senior (2013), had 163 carries for 798 yards and eight touchdowns and 17 receptions for 191 yards and two touchdowns, earning first-team all-league, all-region and all-state honors.
- As a junior (2012), rushed for 37 yards and a touchdown on three carries and caught 25 passes for 329 yards and three touchdowns.
- As a sophomore (2011), caught 30 passes for 414 yards and five touchdowns and rushed three times for 42 yards.
- Follow McNichols on Twitter and Instagram at @JeremyMcNichols.
- Born Jeremy Theron McNichols on Dec. 26, 1995 in Long Beach, Calif.

JEREMY McNICHOLS' GAME-BY-GAME

2017 San Francisco 49ers					RUSHING					RECEIVING				
Date	Opp	W/L	P/S	Att	Yds	Avg	Lg	TD	No	Yds	Avg	Lg	TD	
Dec 3	@ Chi	W	IA											
Dec 10	@ Hou	W	IA											
Dec 17	Ten	W	p	0	0	-	0	0	0	0	-	0	0	
Dec 24	Jax	W	p	0	0	-	0	0	0	0	-	0	0	
Dec 31	@ LAR	W	IA											
Totals		5-0	2/0	0	0	-	0	0	0	0	-	0	0	

2018 Indianapolis Colts					RUSHING					RECEIVING				
Date	Opp	W/L	P/S	Att	Yds	Avg	Lg	TD	No	Yds	Avg	Lg	TD	
Sept 30	Hou	L	p	2	4	2.0	7	0	0	0	-	0	0	
Totals		0-1	1/0	2	4	2.0	7	0	0	0	-	0	0	

2018 Tennessee Titans					RUSHING					RECEIVING				
Date	Opp	W/L	P/S	Att	Yds	Avg	Lg	TD	No	Yds	Avg	Lg	TD	
Dec 6	Jax	W	IA											
Dec 16	@ NYG	W	IA											
Dec 22	Was	W	DNP											
Dec 30	Ind	L	IA											
Totals		3-1	0/0	0	0	-	0	0	0	0	-	0	0	

2019 Jacksonville Jaguars					RUSHING					RECEIVING				
Date	Opp	W/L	P/S	Att	Yds	Avg	Lg	TD	No	Yds	Avg	Lg	TD	
Dec 29	Ind	W	p	0	0	-	0	0	0	0	-	0	0	
Totals		1-0	1/0	0	0	-	0	0	0	0	-	0	0	

2020 Tennessee Titans					RUSHING					RECEIVING				
Date	Opp	W/L	P/S	Att	Yds	Avg	Lg	TD	No	Yds	Avg	Lg	TD	
Sept 14	@ Den	W	p	0	0	-	0	0	0	0	-	0	0	
Sept 20	Jax	W	p	2	7	3.5	4	0	0	0	-	0	0	
Sept 27	@ Min	W	p	0	0	-	0	0	1	5	5.0	5	0	
Oct 13	Buf	W	p	9	28	3.1	7	0	1	3	3.0	3	0	
Oct 18	Hou	W	p	5	51	10.2	20	0	2	11	5.5	9	0	
Oct 25	Pit	L	p	1	2	2.0	2	0	0	0	-	0	0	
Nov 1	@ Cin	L	p	4	49	12.3	17	0	0	0	-	0	0	
Nov 8	Chi	W	p	2	10	5.0	5	0	0	0	-	0	0	
Nov 12	Ind	L	p	3	26	8.7	16	0	1	8	8.0	8	0	
Nov 22	@ Bal	W	p	0	0	-	0	0	1	2	2.0	2	0	

Nov 29	@ Ind	W	p	8	20	2.5	6	0	0	0	-	0	0
Dec 6	Cle	L	p	2	2	1.0	1t	1	3	15	5.0	8	0
Dec 13	@ Jax	W	p	11	9	0.8	6	0	1	0	0.0	0	0
Dec 20	Det	W	p	0	0	-	0	0	1	5	5.0	5	0
Dec 27	@ GB	L	p	0	0	-	0	0	1	6	6.0	6	0
Jan 3	@ Hou	W	p	0	0	-	0	0	0	0	-	0	0
Totals		11-5	16/0	47	204	4.3	20	1	12	55	4.6	9	0
Playoffs													
Jan 10	Bal	L	p	1	4	4.0	4	0	0	0	-	0	0
Totals		0-1	1/0	1	4	4.0	4	0	0	0	-	0	0

2021 Tennessee Titans					RUSHING					RECEIVING				
Date	Opp	W/L	P/S	Att	Yds	Avg	Lg	TD	No	Yds	Avg	Lg	TD	
Sept 12	Ari	L	p	2	9	4.5	8	0	3	24	8.0	9	0	
Sept 19	@ Sea	W	p	1	3	3.0	3	0	3	26	8.7	12	0	
Sept 26	Ind	W	p	2	6	3.0	5	0	1	10	10.0	10t	1	
Oct 3	@ NYJ	L	p	1	11	11.0	11	0	8	74	9.3	27	0	
Oct 10	@ Jax	W	p	1	9	9.0	9	0	2	26	13.0	25	0	
Oct 18	Buf	W	p	0	0	-	0	0	0	0	-	0	0	
Oct 24	KC	W	p	0	0	-	0	0	1	10	10.0	10	0	
Oct 31	@ Ind													
Nov 7	@ LAR													
Nov 14	NO													
Nov 21	Hou													
Nov 28	@ NE													
Dec 12	Jax													
Dec 19	@ Pit													
Dec 23	SF													
Jan 2	Mia													
Jan 9	@ Hou													
Totals		5-2	7/0	7	38	5.4	11	0	18	170	9.4	27	1	

JEREMY McNICHOLS' NFL STATISTICS

REGULAR SEASON				RUSHING						RECEIVING				
Year	Team	GP	GS	No	Yds	Avg	Lg	TD	Att	Yds	Avg	Lg	TD	
2017	San Francisco	2	0	0	0	-	0	0	0	0	-	0	0	
2018	IND/TEN	1	0	2	4	2.0	7	0	0	0	-	0	0	
2019	Jacksonville	1	0	0	0	-	0	0	0	0	-	0	0	
2020	Tennessee	16	0	47	204	4.3	20	1	12	55	4.6	9	0	
2021	Tennessee	7	0	7	38	5.4	11	0	18	170	9.4	27	1	
NFL Totals		27	0	56	246	4.4	20	1	30	225	7.5	27	1	

PLAYOFFS				RUSHING						RECEIVING				
Year	Team	GP	GS	No	Yds	Avg	Lg	TD	Att	Yds	Avg	Lg	TD	
2020	Tennessee	1	0	1	4	4.0	4	0	0	0	-	0	0	
NFL Totals		1	0	1	4	4.0	4	0	0	0	-	0	0	

Single-Game Highs

Rushes - 11 at Jacksonville (12/13/20)
 Rushing Yards - 51 vs. Houston (10/18/20)
 Long Rush - 20 vs. Houston (10/18/20)
 Rushing Touchdowns - 1 vs. Cleveland (12/6/20)
 Receptions - **8 at N.Y. Jets (10/3/21)**
 Receiving Yards - **74 at N.Y. Jets (10/3/21)**
 Long Reception - **27 at N.Y. Jets (10/3/21)**
 Receiving Touchdown - **1 vs. Indianapolis (9/26/21)**

Playoff Single-Game Highs

Rushes - 1 vs. Baltimore (1/10/21)
 Rushing Yards - 4 vs. Baltimore (1/10/21)
 Long Rush - 4 vs. Baltimore (1/10/21)

Additional Statistics

Special Teams Tackles - 1 (2017)
 Kickoff Returns - **2 for 31 yards (2021)**



24 ELIJAH MOLDEN

CORNERBACK • 5'10" • 192 LBS • COLLEGE: WASHINGTON
ACQUIRED: 3RD ROUND - 2021 • NFL EXPERIENCE: ROOKIE
HOMETOWN: WEST LINN, ORE.
GAMES PLAYED/GAMES STARTED: 7/2 (PLAYOFFS: 0/0)

PRO: The Titans selected Elijah Molden in the third round (100th overall) of the 2021 NFL Draft. The 5-foot-10 inch, 192-pounder is a savvy and physical defender capable of playing multiple spots on defense and becoming a key contributor on special teams. An instinctive player with a nose for the football, he totaled 153 tackles, five interceptions, 25 passes defended, four forced fumbles and two fumble recoveries in 44 games at the University of Washington.

CAREER HIGHLIGHTS:

- In 2020, Washington's football season was limited to four games due to the COVID-19 pandemic. Molden started all four contests and finished third on the squad with 26 tackles to go with one interception and two passes defended.
- In June 2021, Molden was named by the Pac-12 as a Tom Hansen Conference Medal recipient. The prestigious honor is awarded annually to each Pac-12 member institution's outstanding senior male and female student-athlete based on the combination of performance and achievement in scholarship, athletics and leadership. This followed Molden winning the Washington football team's Guy Flaherty Award, which is given to the team's most inspirational player as voted by the players.
- In 2019, Molden set career highs with a team-high 79 tackles, four interceptions and three forced fumbles.

TITANS TIDBITS:

- Molden comes from a football family. His father, Alex Molden, was inducted to the University of Oregon Hall of Fame and was an eight-year NFL cornerback with the Saints, Chargers and Lions after being selected by the Saints with the 11th overall draft pick in 1996. Elijah's older brother, Isaiah, played defensive line at Western Oregon.
- Molden is the second-oldest of eight children in his family. He has four brothers and three sisters.
- He is an avid reader and lists "Shoe Dog" by Phil Knight, "Tattoos on the Heart" by Greg Boyle, and "The Alchemist" by Paulo Coelho as three of his favorite books. He prefers hard copies of books as opposed to digital versions so that he can make notes and keep them in the books."

CAREER TRANSACTIONS:

- The West Linn, Ore., native was selected by the Titans in the third round (100th overall) of the 2021 NFL Draft.

SEASON RECAPS:

2021 (7/2): Has tied for the team lead in tackles once in 2021 (vs. KC). Has tied for the team lead in special teams tackles once in 2021 (vs. BUF). Made his NFL debut against Arizona (9/12/21). Made his first career start against Buffalo (10/18/21).

- Against Arizona (9/12), saw action in his first NFL contest as a reserve at nickelback and collected two tackles.
- At Seattle (9/19), played as a reserve at cornerback and posted two tackles. Teamed with Rashaan Evans to stuff Chris Carson for no gain on a rush off right end in the first quarter.
- Against Indianapolis (9/26), saw action as a reserve on special teams and at defensive back. Tallied a tackle on defense.
- At N.Y. Jets (10/3), played as a reserve on special teams.
- At Jacksonville (10/10), saw action as a reserve at cornerback and compiled three tackles and a forced fumble. Forced a Dan Arnold fumble that was recovered by Kevin Byard and returned 30 yards for a touchdown early in the first quarter.
- Against Buffalo (10/18), made his first career start at cornerback and notched eight tackles, including a stop for loss and a quarterback pressure.

Registered a special teams tackle on coverage units. Stuffed Zack Moss for a three-yard loss on a rush off left end in the first quarter.

- Against Kansas City (10/24), started at cornerback and tied for the team lead with eight tackles.

COLLEGE:

- In four seasons at the University of Washington, Molden appeared in 44 games with 20 starts. His totals included 153 tackles, seven tackles for loss, five interceptions, 25 passes defended, four forced fumbles and two fumble recoveries. He earned first team All-Pac-12 honors on defense as a junior and senior and was named second team All-Pac-12 as an all-purpose/special teams player as a sophomore.

AS A SENIOR (2020), started all four of the team's games in a shortened season due to the COVID-19 pandemic. Ranked third on the squad with 26 tackles and added one interception and two passes defended. Earned first team All-Pac-12 honors for the second consecutive season. Named the university's male recipient of the Pac-12's Tom Hansen Conference Medal as well as the football team's defensive MVP and Guy Flaherty Award recipient as the team's most inspirational player. Honors also included second team All-American by Pro Football Focus, which also named him Pac-12 Player of the Year. He was a semifinalist for the Lott IMPACT Trophy.

- Against Utah (11/28), registered eight tackles, including a tackle for loss, and added a 24-yard interception return in a comeback victory. Named the UW coaches' Defensive Player of the Game.

AS A JUNIOR (2019), started all 13 games and led the team with 79 tackles, four interceptions, 17 passes defended and three forced fumbles (tied). Added 5.5 tackles for loss and a fumble recovery. Honors included first team All-Pac-12, CoSIDA Academic All-District 8 team, second team Pro Football Focus All-America, first team Pro Football Focus All-Pac-12, first team Associated Press All-Pac-12 and Pac-12 Academic Honor Roll. Won the Husky Excellence Award and the 101 Club Academic Award.

- At Brigham Young (9/21), recorded a career-high four passes defended and added four tackles.
- Against Southern California (9/28), registered his first career interception and added six tackles and a half tackle for loss. Named the team's defensive player of the week by the coaches.
- Against Washington State (11/29), set a career high with 14 tackles, including a tackle for loss, and added an interception.
- Against Boise State (12/21), named the MVP of the Las Vegas Bowl after totaling nine tackles, a half tackle for loss, a forced fumble and an interception in the win.

AS A SOPHOMORE (2018), played in all 14 games with three starts and totaled 29 tackles, five passes defended, one forced fumble and one fumble recovery. Won the team's Most Outstanding Special Teams Player award and earned second team All-Pac-12 honors as an all-purpose/special teams player. Also named first team Academic All-Pac-12.

- Against Stanford (11/3), registered his first collegiate start and recorded seven tackles. Named the UW coaches' special teams player of the week for the win over the Cardinal.
- Against Utah (11/30), started in the Pac-12 Championship Game, finishing with two tackles.
- Against Ohio State (1/1), appeared in the Rose Bowl and recorded a pair of tackles.

AS A TRUE FRESHMAN (2017), played in all 13 games and registered 19

tackles, 0.5 tackles for loss and one pass defended.

- Against Montana (9/9), notched five tackles, including half of a tackle for loss.
- Graduated from Washington in December 2020 with a degree in communications.

PERSONAL:

- Attended West Linn (Ore.) High School, where he was named first team 6A All-State at cornerback and second team at running back as a senior in 2016. Also first team All-Three Rivers League at both positions and first team USA Today All-Oregon at defensive back, he helped lead the Lions to a 14-0 record, including five wins in the 6A state playoffs. Rushed for 702 yards and 10 touchdowns, caught 19 passes for 249 yards and six touchdowns, and added three interceptions.
- Listed by ESPN.com as the No. 213 overall prospect and as the No. 19 cornerback in the country, and as the No. 2 prospect in Oregon. Ranked the No. 151 overall recruit and No. 17 cornerback in the country by Scout.com,

while 247sports.com listed him at No. 2 in Oregon, No. 25 in the nation at cornerback and No. 193 overall.

- As a junior in 2015, earned first team All-Three Rivers League on both sides of the ball.
- Follow Molden on Twitter and on Instagram at @e_mold3n.
- Son of Christin and Alex Molden.
- Born Elijah Monroe Molden on Jan. 30, 1999 in New Orleans, La.

ELIJAH MOLDEN'S COLLEGE STATISTICS

SEASON		TACKLES									INTERCEPTIONS					FUMBLES		
Year	Team	GP	GS	Tot	Solo	Asst	Sk	Yds	QBP	TFL	No	Yds	Lg	TD	PD	FF	FR	Yds
2017	Washington	13	0	19	10	9	0.0	0.0	0	0.5	0	0	-	0	1	0	0	0
2018	Washington	14	3	29	20	9	0.0	0.0	0	0.0	0	0	-	0	5	1	1	0
2019	Washington	13	13	79	49	30	0.0	0.0	0	5.5	4	45	31	0	17	3	1	0
2020	Washington	4	4	26	21	5	0.0	0.0	0	1.0	1	24	24	0	2	0	0	0
Totals		44	20	153	100	53	0.0	0.0	0	7.0	5	69	31	0	25	4	2	0

Single-Game Highs

- Tackles - 14 vs. Washington State (11/29/19)
- Interceptions - 1 (Five times, last vs. Utah 11/28/20)
- Passes Defensed - 4 at Brigham Young (9/21/19)

ELIJAH MOLDEN'S GAME-BY-GAME

2021 Tennessee Titans																		
Date	Opp	W/L	P/S	Tot	Solo	Asst	Sk	- Yds	QBP	TFL	Int	- Yds	TD	PD	FF	FR	- Yds	SpT
Sept 12	Ari	L	p	2	2	0	0.0	0.0	0	0	0	0	0	0	0	0	0	0
Sept 19	@ Sea	W	p	2	0	2	0.0	0.0	0	0	0	0	0	0	0	0	0	0
Sept 26	Ind	W	p	1	1	0	0.0	0.0	0	0	0	0	0	0	0	0	0	0
Oct 3	@ NYJ	L	p	0	0	0	0.0	0.0	0	0	0	0	0	0	0	0	0	0
Oct 10	@ Jax	W	p	3	3	0	0.0	0.0	0	0	0	0	0	0	1	0	0	0
Oct 18	Buf	W	S	8	6	2	0.0	0.0	1	1	0	0	0	0	0	0	0	1
Oct 24	KC	W	S	8	6	2	0.0	0.0	0	0	0	0	0	0	0	0	0	0
Oct 31	@ Ind																	
Nov 7	@ LAR																	
Nov 14	NO																	
Nov 21	Hou																	
Nov 28	@ NE																	
Dec 12	Jax																	
Dec 19	@ Pit																	
Dec 23	SF																	
Jan 2	Mia																	
Jan 9	@ Hou																	
Totals				5-2	7/2	24	18	6	0.0	0.0	1	1	0	0	0	0	0	1

ELIJAH MOLDEN'S NFL STATISTICS

REGULAR SEASON		TACKLES									INTERCEPTIONS					FUMBLES			
Year	Team	GP	GS	Tot	Solo	Asst	Sk	Yds	QBP	TFL	No	Yds	Lg	TD	PD	FF	FR	Yds	SpT
2021	Tennessee	7	2	24	18	6	0.0	0.0	1	1	0	0	0	0	0	1	0	0	1
NFL Totals		7	2	24	18	6	0.0	0.0	1	1	0	0	0	0	0	1	0	0	1

Single-Game Highs

- Tackles - 8 (Twice, last vs. Kansas City 10/24/21)
- Tackles For Loss - 1 vs. Buffalo (10/18/21)
- Forced Fumbles - 1 at Jacksonville (10/10/21)
- Special Teams Tackles - 1 vs. Buffalo (10/18/21)



91 LARRELL MURCHISON

DEFENSIVE LINEMAN • 6'2" • 297 LBS • COLLEGE: NORTH CAROLINA STATE
ACQUIRED: 5TH ROUND - 2019 • NFL EXPERIENCE: 2/2
HOMETOWN: ELIZABETHTOWN, N.C.
GAMES PLAYED/GAMES STARTED: 14/2 (PLAYOFFS: 1/0)

PRO: The Titans selected Larrell Murchison in the fifth round of the 2020 NFL Draft. The 6-foot-2, 297-pound defensive lineman displays great power and quickness and has the ability to play multiple positions along the defensive front. He was an All-ACC performer as a senior at N.C. State and amassed 11 sacks and 20 tackles for loss in his two seasons with the Wolfpack.

CAREER HIGHLIGHTS:

- As a rookie in 2020, played in 10 games and totaled five tackles and a stop for loss. Appeared in the team's postseason contest.

TITANS TIDBITS:

- Since entering the NFL, Murchison has made an effort to make a difference in the lives of those in his hometown of Elizabethtown, N.C. In December 2020, during Murchison's rookie season, he provided new winter coats, toys, and holiday presents to children of single-parent households. In July 2021, he hosted his First Annual Community Fun Day for over 500 children and parents. The event included various activities for children such as TikTok dance competitions. A number of NFL players attended the event in support of Murchison, including fellow defensive lineman Tear Tart.
- Larrell's fraternal brother, Farrell, who played running back at Winston Salem State, was diagnosed with testicular cancer in 2018. Larrell supported him through the treatment and recovery. "My role was to stay strong for him. We're extremely close, and it was hard. But we got through it, and he's now cancer free and about to graduate."
- Murchison grew up working with his mother at her restaurant in Elizabethtown called Glenda's Just Desserts and Lunch Counter, which she has owned for more than 10 years. He would work doing whatever needed to be done – mopping floors, sweeping, waiting tables and taking orders. "Everything is good, but if you go I'd say start with the fried pork chops, mac and cheese and cabbage."
- Murchison loves everything music and enjoys playing the drums. His dad played drums in the church when he was younger, and he just followed in his footsteps.

CAREER TRANSACTIONS:

- The Elizabethtown, N.C., native was selected by the Titans in the fifth round (174th overall) of the 2020 NFL Draft.

SEASON RECAPS:

2021 (4/2): Placed on injured reserve on Oct. 1. Activated from injured reserve designated to return on Oct. 23. Made his first career start against Arizona (9/12/21).

- Against Arizona (9/12), made his first career start at defensive end and collected a tackle. Teamed with Derick Roberson to bring down James Conner for no gain on a rush off left tackle in the second quarter.
- At Seattle (9/19), started at defensive end and posted a tackle for loss. Stuffed Russell Wilson for a three-yard loss on a rush up the middle in the third quarter.
- Against Indianapolis (9/26), played as a reserve at defensive end and tallied a tackle.
- Against Kansas City (10/24), returned to the lineup as a reserve on the defensive front.

2020 (10/0, 1/0): Played in 10 games as a rookie and registered five tackles, including a stop for loss. Was inactive for six games. Appeared as a reserve in the postseason contest and notched a tackle. Made his NFL debut against Jacksonville (9/20/20).

• Against Jacksonville (9/20), played as a reserve on the defensive front in his first NFL contest and posted a tackle.

• Against Buffalo (10/13), played as a reserve on the defensive front and tallied two tackles, including a stop for loss. Combined with Chris Jackson to stuff Devin Singletary for a three-yard loss on a rush up the middle in the first quarter.

• Against Indianapolis (11/12), saw limited action as a reserve on the defensive front before leaving the game late in the first quarter with an injury.

• At Jacksonville (12/13), returned to the lineup as a reserve on the defensive front and notched a tackle. Teamed with David Long Jr. to stuff Devine Ozigbo for a two-yard loss on a short pass late in the fourth quarter.

• At Houston (1/3), played as a reserve at defensive end and notched a tackle in the Titans' division-clinching victory.

• Against Baltimore (1/10), saw action as a reserve on the defensive front and posted a tackle in his postseason debut.

COLLEGE:

• During a two-year stint as a defensive tackle at North Carolina State, Murchison started in all 25 contests. He finished his Wolfpack career with 85 tackles, 11 sacks, 20 tackles for loss, five quarterback hits, an interception, three passes defended and three fumble recoveries. He started his collegiate career at Louisburg College and was named a NJCAA junior-college honorable mention All-American.

• As a senior (2019), started all 12 games at defensive tackle and registered 51 tackles. Led the Wolfpack with 12 tackles for loss and seven sacks. Named second-team All-ACC choice by the league and honorable mention All-ACC by Pro Football Focus. Ranked sixth in the ACC in sacks with 0.58 per game - the No. 52 mark in the FBS.

• As a redshirt junior (2018), started all 13 games at defensive tackle and posted 34 tackles, four sacks, eight tackles for loss, an interception, two passes defended and a fumble recovery. Ranked second on the team with four sacks. Earned the team's Cary Brewbaker Award for Defensive Lineman of the Year, as well as the Alpha Wolf Rising Award, which is given to the Most Improved Player.

• As a junior (2017), redshirted the season after transferring from Louisburg College.

• As a sophomore (2016), posted 41 tackles, 17.5 tackles for loss and 5.5 sacks for a Louisburg team that finished with 9-0 record. Named a NJCAA junior-college honorable mention All-American and was ranked the No. 42 JUCO nationally according to Scout.com.

• As a freshman (2015), attended Louisburg College in North Carolina and tallied 18 tackles, 1.5 sacks and six tackles for loss.

• Graduated in the summer of 2019 with a degree in sport management from North Carolina State.

PERSONAL:

• Attended East Bladen (Elizabethtown, N.C.) High School and was a three-year starter at fullback and defensive end.

• As a senior, rushed for 545 yards with five touchdowns while averaging 7.7 yards per carry. Recorded 83 total tackles, including 31 solo stops on defense.

• Was named first team all-area at defensive line and second team all-area at fullback.

• Also played basketball and baseball where he was an outfielder and catcher.

• Son of Glenda and Milton Murchison and has two brothers and two sisters.

• Follow Murchison on Twitter at @Murchboy92.

- Follow Murchison on Instagram at @thraxrell1.
- Born Larrell Montale Murchison on April 24, 1997, in Elizabethtown, N.C.

LARRELL MURCHISON'S GAME-BY-GAME

2020 Tennessee Titans

Date	Opp	W/L	P/S	Tot	Solo	Asst	Sk	- Yds	QBP	TFL	Int	- Yds	-TD	PD	FF	FR	- Yds	SpT	
Sept 14	@ Den	W	IA																
Sept 20	Jax	W	p	1	0	1	0.0	0.0	0	0	0	0	0	0	0	0	0	0	0
Sept 27	@ Min	W	p	0	0	0	0.0	0.0	0	0	0	0	0	0	0	0	0	0	0
Oct 13	Buf	W	p	2	1	1	0.0	0.0	0	1	0	0	0	0	0	0	0	0	0
Oct 18	Hou	W	p	0	0	0	0.0	0.0	0	0	0	0	0	0	0	0	0	0	0
Oct 25	Pit	L	p	0	0	0	0.0	0.0	0	0	0	0	0	0	0	0	0	0	0
Nov 1	@ Cin	L	p	0	0	0	0.0	0.0	0	0	0	0	0	0	0	0	0	0	0
Nov 8	Chi	W	p	0	0	0	0.0	0.0	0	0	0	0	0	0	0	0	0	0	0
Nov 12	Ind	L	p	0	0	0	0.0	0.0	0	0	0	0	0	0	0	0	0	0	0
Nov 22	@ Bal	W	IA																
Nov 29	@ Ind	W	IA																
Dec 6	Cle	L	IA																
Dec 13	@ Jax	W	p	1	0	1	0.0	0.0	0	0	0	0	0	0	0	0	0	0	0
Dec 20	Det	W	IA																
Dec 27	@ GB	L	IA																
Jan 3	@ Hou	W	p	1	0	1	0.0	0.0	0	0	0	0	0	0	0	0	0	0	0
Totals			11-5	10/0	5	1	4	0.0	0.0	0	1	0	0	0	0	0	0	0	0
Playoffs																			
Jan 10	Bal	L	p	1	0	1	0.0	0.0	0	0	0	0	0	0	0	0	0	0	0
Totals			0-1	1/0	1	0	1	0.0	0.0	0	0	0	0	0	0	0	0	0	0

2021 Tennessee Titans

Date	Opp	W/L	P/S	Tot	Solo	Asst	Sk	- Yds	QBP	TFL	Int	- Yds	-TD	PD	FF	FR	- Yds	SpT	
Sept 12	Ari	L	S	1	0	1	0.0	0.0	0	0	0	0	0	0	0	0	0	0	0
Sept 19	@ Sea	W	S	1	1	0	0.0	0.0	0	1	0	0	0	0	0	0	0	0	0
Sept 26	Ind	W	p	1	1	0	0.0	0.0	0	0	0	0	0	0	0	0	0	0	0
Oct 3	@ NYJ	L	IR																
Oct 10	@ Jax	W	IR																
Oct 18	Buf	W	IR																
Oct 24	KC	W	p	0	0	0	0.0	0.0	0	0	0	0	0	0	0	0	0	0	0
Oct 31	@ Ind																		
Nov 7	@ LAR																		
Nov 14	NO																		
Nov 21	Hou																		
Nov 28	@ NE																		
Dec 12	Jax																		
Dec 19	@ Pit																		
Dec 23	SF																		
Jan 2	Mia																		
Jan 9	@ Hou																		
Totals			5-2	4/2	3	2	1	0.0	0.0	0	1	0	0	0	0	0	0	0	0

LARRELL MURCHISON'S NFL STATISTICS

REGULAR SEASON

Year	Team	GP	GS	TACKLES								INTERCEPTIONS					FUMBLES			
				Tot	Solo	Asst	Sk	Yds	QBP	TFL	No	Yds	Lg	TD	PD	FF	FR	Yds	SpT	
2020	Tennessee	10	0	5	1	4	0.0	0.0	0	1	0	0	0	0	0	0	0	0	0	
2021	Tennessee	4	2	3	2	1	0.0	0.0	0	1	0	0	0	0	0	0	0	0	0	
NFL Totals		14	2	8	3	5	0.0	0.0	0	2	0	0	0	0	0	0	0	0	0	

PLAYOFFS

Year	Team	GP	GS	TACKLES								INTERCEPTIONS					FUMBLES			
				Tot	Solo	Asst	Sk	Yds	QBP	TFL	No	Yds	Lg	TD	PD	FF	FR	Yds	SpT	
2020	Tennessee	1	0	1	0	1	0.0	0.0	0	0	0	0	0	0	0	0	0	0	0	
NFL Totals		1	0	1	0	1	0.0	0.0	0	0	0	0	0	0	0	0	0	0	0	

Single-Game Highs

Tackles - 2 vs. Buffalo (10/13/20)

Tackles For Loss - 1 (Twice, last at Seattle 9/19/21)

Playoff Single-Game Highs

Tackles - 1 vs. Baltimore (1/10/21)



85 MYCOLE PRUITT

TIGHT END • 6'2" • 245 LBS • COLLEGE: SOUTHERN ILLINOIS
ACQUIRED: FREE AGENT - 2018 • NFL EXPERIENCE (NFL/TITANS): 6/4
HOMETOWN: SOUTH BEND, IND.
GAMES PLAYED/GAMES STARTED: 70/20 (PLAYOFFS: 5/2)

PRO: The Titans signed MyCole Pruitt from the Houston Texans' practice squad following Week 1 of the 2018 season. In his first two seasons with the club, he became an increasingly important member of the offense's tight end rotation, primarily excelling as a blocker. The 6-foot-2-inch, 245-pounder appeared in 31 games with 11 starts from 2018 through 2019 and totaled 15 receptions for 192 yards and two touchdowns. The Southern Illinois product was originally selected by the Minnesota Vikings in the fifth round of the 2015 NFL Draft and has also spent time with the Chicago Bears, Buffalo Bills and Houston Texans.

CAREER HIGHLIGHTS:

- In 2019, he played in all 16 games for the second time in his career and set a career high with 10 starts. He posted six receptions for 90 yards and one touchdown, and he added four catches for 28 yards in three playoff games (one start).
- In his first season with the Titans in 2018, Pruitt tallied nine catches for a career-best 102 yards with a touchdown.
- As a rookie in 2015, Pruitt saw action in all 16 games and grabbed 10 receptions for 89 yards.

TITANS TIDBITS:

- The name MyCole has a unique origin. Pruitt's mother's name is Colette. Cole means "people's victory" in Greek baby names. She named him MyCole for My-Victory. MyCole is his mother's victory.

CAREER TRANSACTIONS:

- The South Bend, Ind., native was originally selected by the Minnesota Vikings in the fifth round (143rd overall) of the 2015 NFL Draft.
- Waived by the Vikings on Nov. 8, 2016 and signed to the team's practice squad two days later.
- Signed by the Chicago Bears to their active roster from the Vikings' practice squad on Dec. 13, 2016.
- Waived by the Bears on Sept. 2, 2017.
- Signed by the Buffalo Bills to their practice squad on Sept. 4, 2017.
- Waived from the Bills practice squad on Sept. 14, 2017.
- Signed by the Houston Texans to their practice squad on Sept. 16, 2017.
- Signed by the Texans to their active roster from the practice squad on Dec. 5, 2017.
- Waived by the Texans on Sept. 2, 2018 and signed to the team's practice squad two days later.
- Signed by the Titans to their active roster from the Texans' practice squad on Sept. 10, 2018.
- Signed by the Titans to their practice squad on Sept. 3, 2021.
- Activated from the practice squad to the active roster standard elevation on Sept. 11, 2021.
- Signed to the Titans active roster from the practice squad on Sept. 13, 2021.

SEASON RECAPS:

- 2021 (7/2 - Tennessee):** Has tied for the team lead in special teams tackles once in 2021 (at NYJ).
- Against Arizona (9/12), started at tight end.
 - At Seattle (9/19), played as a reserve at tight end and posted career-highs with three receptions and 43 receiving yards.
 - Against Indianapolis (9/26), saw action as a reserve at tight end and caught one pass for seven yards. Kept the Titans' final scoring drive alive with a seven-yard reception on third-and-four in the final quarter.
 - At N.Y. Jets (10/3), started at tight end and caught one pass for 14

yards. Also added a two-point conversion reception. Registered a special teams tackle on coverage units. Made the score 17-10 with a two-point conversion reception in the fourth quarter.

- At Jacksonville (10/10), played as a reserve at tight end and snared a 14-yard touchdown reception. Increased the Titans' advantage to 21-13 with a 14-yard touchdown catch over the middle in the second quarter.
- Against Buffalo (10/18), saw action as a reserve at tight end and on special teams.
- Against Kansas City (10/24), played as a reserve at tight end and caught two passes for 27 yards with a touchdown. Gave the Titans an early 7-0 lead with a five-yard touchdown catch from Derrick Henry in the first quarter. Helped set up a Titans' field goal with a 22-yard catch over the middle in the second quarter.

2020 (11/4, 1/0 - Tennessee): Played in 11 games with four starts at tight end and caught five passes for 49 yards with two touchdowns. Added another touchdown on a fumble recovery. Was inactive for three games. Missed two games while on the reserve/COVID-19 list. Saw action as a reserve in the postseason contest.

- At Denver (9/14), started at tight end and snared a one-yard touchdown reception. Evened the score at 7-7 with an acrobatic one-yard touchdown grab from Ryan Tannehill in the second quarter.
- At Minnesota (9/27), saw action as a reserve at tight end and tied a career-best with two catches for 16 yards.
- Against Cleveland (12/6), started at tight end and hauled in a 22-yard touchdown reception. Scored another touchdown on a fumble recovery. Scored two touchdowns in a game for the first time in his career. Got open over the middle and hauled in a 22-yard touchdown pass early in the third quarter. Scooped up an A.J. Brown fumble and rumbled three yards for a touchdown in the third stanza.
- At Jacksonville (12/13), played as a reserve at tight end and helped open holes for Titans' rushers to gain 249 yards on the ground, including a 215-yard performance by Derrick Henry.
- At Houston (1/3), saw action as a reserve at tight end and blocked for Derrick Henry to gain a franchise-record 250 rushing yards in the Titans' division-clinching victory and in the process become the eighth player in NFL history to eclipse 2,000 rushing yards in a season.

2019 (16/10, 3/1 - Tennessee): Played in all 16 games with 10 starts at tight end and collected six receptions for 90 yards with a touchdown. Registered a special teams tackle on coverage units. Played in all three postseason contests with a start at tight end and notched four catches for 28 yards. Tied for the team lead in receptions once (at NE). Tied for the team lead in special teams tackles once (vs. BUF).

- Against Buffalo (10/6), started at tight end. Notched a special teams tackle on coverage units.
- Against L.A. Chargers (10/20), started at tight end and helped the offense amass 403 total yards.
- Against Kansas City (11/10), started at tight end and helped open holes for Titans' rushers to gain 225 yards on the ground.
- Against Jacksonville (11/24), saw action as a reserve at tight end and snared one pass for 20 yards.
- At Oakland (12/8), started at tight end and hauled in one pass for a career-long 42 yards. Set up a Titans touchdown by getting open down the seam and hauling in a 42-yard reception in the third stanza.
- Against Houston (12/15), started at tight end and helped open holes for Titans' rushers to gain 163 yards on the ground.
- Against New Orleans (12/22), started at tight end and caught two passes for 15 yards.

- At Houston (12/29), played as a reserve at tight end and caught two passes for 13 yards with a touchdown. Gave the Titans a 14-7 lead with a one-yard touchdown grab early in the second quarter.
- At New England (1/4), tied for the team lead with two catches for four yards.
- At Baltimore (1/11), started at tight end and grabbed one pass for 15 yards.
- At Kansas City (1/19), played as a reserve at tight end and snared one pass for nine yards.

2018 (15/1 - Tennessee): Played in 15 games with one start at tight end in his first season with the Titans. Registered nine receptions for a career-best 102 yards with a touchdown. Joined the Titans in Week 2 from the Texans' practice squad. Registered his first career touchdown reception against Washington (12/22/18).

- At Indianapolis (11/18), played as a reserve at tight end and caught one pass for 19 yards. Set up the Titans' touchdown with an acrobatic 19-yard catch down to the Colts' one-yard line in the fourth quarter.
- At Houston (11/26), saw action as a reserve at tight end and caught one pass for 13 yards.
- Against N.Y. Jets (12/2), played as a reserve at tight end and caught one pass for four yards.
- Against Jacksonville (12/6), saw action as a reserve at tight end and snared one reception for nine yards.
- At N.Y. Giants (12/16), played as a reserve at tight end and hauled in one reception for two yards.
- Against Washington (12/22), started at tight end and snared two receptions for 29 yards with a touchdown. Kickstarted a Titans' scoring drive with a 27-yard catch over the middle late in the third quarter. Gave the Titans a 19-16 lead with his first career touchdown catch, a two-yard play-action reception for the winning score, in the final stanza.
- Against Indianapolis (12/30), played as a reserve at tight end and caught two passes for 26 yards.

2017 (1/0 - Houston): Saw action in one game as a reserve tight end. Was inactive for one contest before being placed on injured reserve on Dec. 19, 2017. Spent 10 weeks on the Texans' practice squad. Spent the first week on the Buffalo Bills' practice squad.

2016 (2/0 - Minnesota; 2/0 - Chicago): Appeared in two games as a reserve with the Vikings and caught one pass for seven yards. Was inactive for six games. Spent five weeks on the Vikings' practice squad before signing to the Bears' active roster. Saw action in two games as a reserve with the Bears and snared one reception for six yards. Was inactive for one contest.

- Against N.Y. Giants (10/3), caught one pass for a seven-yard gain as a member of the Vikings.
- At Minnesota (1/1), recorded one reception for six yards in the season finale as a member of the Bears.

2015 (16/3, 1/1 - Minnesota): Played in all 16 games as a rookie and logged three starts. Hauled in 10 receptions for 89 yards. Started his first career postseason game and amassed two receptions for 22 yards.

- At Arizona (12/10), tied a career-high two receptions for a career-high 36 receiving yards.

COLLEGE:

- Played four seasons (2011-14) at Southern Illinois and finished his career

as the Missouri Valley Football Conference's all-time leader in career receptions (211), receiving yards (2,601) and receiving touchdowns (25) among tight ends. Named the best tight end in the history of the Missouri Valley Football Conference as part of the conference's 30-year anniversary.

- Named a consensus First-Team All-American following the 2013 and 2014 seasons. Was twice named the CFPA's FCS Tight End of the Year (2013, 2014).
- Holds the Southern Illinois career record with 221 receptions and the Southern Illinois single-season record with 81 receptions.
- As a senior (2014), named first-team All-American by the Associated Press, AFCA, ADA, The Sports Network and Walter Camp Foundation and was a first-team All-MVFC selection. Posted a school record and led the MVFC with 81 receptions. Had 13 touchdown receptions, including at least one in every MVFC game.
- As a junior (2013), started 10 games, but missed the final two games of the season after playing the second half against Missouri State with a broken leg. Led the MVFC and was third in the nation with 48 receptions by a tight end. Led the MVFC and was second in the nation with 601 receiving yards by a tight end. Finished third in the MVFC with 4.8 receptions per game.
- As a sophomore (2012), started all 11 games at tight end and led the team with 49 receptions, 577 receiving yards and four touchdown receptions.
- As a redshirt freshman (2011), started eight games, including the final seven games of the season and led the team in receptions, receiving yards and receiving touchdowns.
- Graduated in December 2014 from Southern Illinois with a bachelor's degree in industrial technology.

PERSONAL:

- Attended Kirkwood (Mo.) High School and named all-conference three times as a defensive end and as a tight end as a senior.
- As a senior, caught 30 passes for 397 yards and six touchdowns and posted 50 tackles, 14 tackles for a loss and six sacks.
- His team advanced to the second round of the playoffs in his junior season, and went 10-1 and made the state playoffs during his sophomore year.
- Played volleyball, track and field and basketball in high school, leading his basketball team to a 2008-09 district title.
- Follow Pruitt on Twitter and on Instagram at @flyycole_x4.
- Born MyCole Pruitt on March 24, 1992 in South Bend, Ind.

MyCOLE PRUITT'S TITANS GAME-BY-GAME

2018 Tennessee Titans

Date	Opp.	W/L	P/S	RECEIVING					TD
				No	Yds	Avg	Lg		
Sept 16	Hou	W	p	0	0	-	0	0	
Sept 23	@ Jax	W	p	0	0	-	0	0	
Sept 30	Phi	W	p	0	0	-	0	0	
Oct 7	@ Buf	L	p	0	0	-	0	0	
Oct 14	Bal	L	p	0	0	-	0	0	
Oct 21	@ LAC	L	p	0	0	-	0	0	
Nov 5	@ Dal	W	p	0	0	-	0	0	
Nov 11	NE	W	p	0	0	-	0	0	
Nov 18	@ Ind	L	p	1	19	19.0	19	0	
Nov 26	@ Hou	L	p	1	13	13.0	13	0	
Dec 2	NYJ	W	p	1	4	4.0	4	0	
Dec 6	Jax	W	p	1	9	9.0	9	0	
Dec 16	@ NYG	W	p	1	2	2.0	2	0	
Dec 22	Was	W	S	2	29	14.5	27	1	
Dec 30	Ind	L	p	2	26	13.0	17	0	
Totals		9-6	15/1	9	102	11.3	27	1	

2019 Tennessee Titans

Date	Opp.	W/L	P/S	RECEIVING					TD
				No	Yds	Avg	Lg		
Sept 8	@ Cle	W	p	0	0	-	0	0	
Sept 15	Ind	L	S	0	0	-	0	0	
Sept 19	@ Jax	L	p	0	0	-	0	0	
Sept 29	@ Atl	W	p	0	0	-	0	0	
Oct 6	Buf	L	S	0	0	-	0	0	
Oct 13	@ Den	L	S	0	0	-	0	0	
Oct 20	LAC	W	S	0	0	-	0	0	
Oct 27	TB	W	S	0	0	-	0	0	
Nov 3	@ Car	L	S	0	0	-	0	0	
Nov 10	KC	W	S	0	0	-	0	0	
Nov 24	Jax	W	p	1	20	20.0	20	0	
Dec 1	@ Ind	W	p	0	0	-	0	0	
Dec 8	@ Oak	W	S	1	42	42.0	42	0	
Dec 15	Hou	L	S	0	0	-	0	0	
Dec 22	NO	L	S	2	15	7.5	10	0	
Dec 29	@ Hou	W	p	2	13	6.5	12	1	
Totals		9-7	16/10	6	90	15.0	42	1	
Playoffs									
Jan 4	@ NE	W	p	2	4	2.0	4	0	
Jan 11	@ Bal	W	S	1	15	15.0	15	0	
Jan 19	@ KC	L	p	1	9	9.0	9	0	
Totals		2-1	3/1	4	28	7.0	15	0	

2020 Tennessee Titans

Date	Opp.	W/L	P/S	RECEIVING					TD
				No	Yds	Avg	Lg		
Sept 14	@ Den	W	S	1	1	1.0	1	1	
Sept 20	Jax	W	p	0	0	-	0	0	
Sept 27	@ Min	W	p	2	16	8.0	10	0	
Oct 13	Buf	W	R/C						
Oct 18	Hou	W	R/C						
Oct 25	Pit	L	S	0	0	-	0	0	
Nov 1	@ Cin	L	S	0	0	-	0	0	
Nov 8	Chi	W	p	0	0	-	0	0	
Nov 12	Ind	L	IA						
Nov 22	@ Bal	W	IA						
Nov 29	@ Ind	W	IA						
Dec 6	Cle	L	S	1	22	22.0	22t	1	
Dec 13	@ Jax	W	p	0	0	-	0	0	
Dec 20	Det	W	p	1	10	10.0	10	0	
Dec 27	@ GB	L	p	0	0	-	0	0	
Jan 3	@ Hou	W	p	0	0	-	0	0	
Totals		11-5	11/4	5	49	9.8	22t	2	
Playoffs									
Jan 10	Bal	L	p	0	0	-	0	0	
Totals		0-1	1/0	0	0	0.0	0	0	

2021 Tennessee Titans

Date	Opp.	W/L	P/S	RECEIVING					TD
				No	Yds	Avg	Lg		
Sept 12	Ari	L	S	0	0	-	0	0	
Sept 19	@ Sea	W	p	3	43	14.3	22	0	
Sept 26	Ind	W	p	1	7	7.0	7	0	
Oct 3	@ NYJ	L	S	1	14	14.0	14	0	
Oct 10	@ Jax	W	p	1	14	14.0	14t	1	
Oct 18	Buf	W	p	0	0	-	0	0	
Oct 24	KC	W	p	2	27	13.5	22	1	
Oct 31	@ Ind								
Nov 7	@ LAR								
Nov 14	NO								
Nov 21	Hou								
Nov 28	@ NE								
Dec 12	Jax								
Dec 19	@ Pit								
Dec 23	SF								
Jan 2	Mia								
Jan 9	@ Hou								
Totals		5-2	7/2	8	105	13.1	22	2	

MyCOLE PRUITT'S NFL STATISTICS

REGULAR SEASON

Year	Team	REGULAR SEASON		RECEIVING					RUSHING				
		GP	GS	No	Yds	Avg	Lg	TD	Att	Yds	Avg	Lg	TD
2015	Minnesota	16	3	10	89	8.9	32	0	0	0	-	0	0
2016	MIN/CHI	4	0	2	13	6.5	7	0	0	0	-	0	0
2017	Houston	1	0	0	0	-	0	0	0	0	-	0	0
2018	Tennessee	15	1	9	102	11.3	27	1	0	0	-	0	0
2019	Tennessee	16	10	6	90	15.0	42	1	0	0	-	0	0
2020	Tennessee	11	4	5	49	9.8	22t	2	0	0	-	0	0
2021	Tennessee	7	2	8	105	13.1	22	2	0	0	-	0	0
NFL Totals		70	20	40	448	11.2	42	6	0	0	-	0	0

PLAYOFFS

Year	Team	PLAYOFFS		RECEIVING					RUSHING				
		GP	GS	No	Yds	Avg	Lg	TD	Att	Yds	Avg	Lg	TD
2015	Minnesota	1	1	2	22	11.0	18	0	0	0	-	0	0
2019	Tennessee	3	1	4	28	7.0	15	0	0	0	-	0	0
2020	Tennessee	1	0	0	0	-	0	0	0	0	-	0	0
NFL Totals		5	2	6	50	8.3	18	0	0	0	-	0	0

Single-Game Highs


Receptions - **3 at Seattle (9/19/21)**
 Receiving Yards - **43 at Seattle (9/19/21)**
 Long Reception - 42 at Oakland (12/8/19)
 Touchdowns - 1 (**Six times, last vs. Kansas City 10/24/21**)

Playoff Single-Game Highs

Receptions - 2 (Twice, last at New England 1/4/20)
 Receiving Yards - 22 vs. Seattle (1/10/16)
 Long Reception - 18 vs. Seattle (1/10/16)

Additional Statistics

Special Teams Tackles - 1 (2015), 1 (2016), 1 (2019), **1 (2021)**
 Kickoff Returns - 1 for 12 yards (2015)
 Fumble Recovery For Touchdown - 1 vs. Cleveland (12/6/20)
 Two-Point Conversion Reception - **1 at N.Y. Jets (10/3/21)**



72 DAVID QUESSENBERY

OFFENSIVE LINEMAN • 6'5" • 305 LBS • COLLEGE: SAN JOSE STATE
ACQUIRED: FREE AGENT - 2018 • NFL EXPERIENCE (NFL/TITANS): 3/2
HOMETOWN: LA JOLLA, CALIF.
GAMES PLAYED/GAMES STARTED: 25/13 (PLAYOFFS: 1/1)

PRO: The Titans signed offensive lineman David Quessenberry to the practice squad during Week 2 of the 2018 season. The 6-foot-5-inch, 305-pounder enjoyed his most successful season in 2020 when he appeared in 12 games with six starts at left tackle. The San Jose State product was originally drafted by the Houston Texans in the sixth round (176th overall) of the 2013 NFL Draft. He spent his rookie season on injured reserve, and spent the 2014-16 seasons on reserve/non-football illness list after being diagnosed with non-Hodgkin's lymphoma in June 2014. He was medically cleared and returned to action in 2017 as a member of the Texans practice squad. He was signed to the active roster on Dec. 19, 2017 and appeared in two contests for Houston. Quessenberry spent majority of the 2018 season on the Titans' practice squad, and in 2019 he spent time on the team's active roster and practice squad. The La Jolla, Calif., native appeared in four games in 2019 and caught his first career touchdown.

CAREER HIGHLIGHTS:

- In 2020, Quessenberry saw action in a career-high 12 games with a career-best six starts at left tackle and helped open holes for Derrick Henry become the eighth player in NFL history to surpass 2,000 rushing yards in a season.
- In 2019, Quessenberry appeared in a then career-high four games for the Titans and caught his first career touchdown on a one-yard catch.

TITANS TIDBITS:

- Quessenberry was diagnosed with non-Hodgkin's lymphoma in June 2014. He returned to Houston's practice squad in 2017 and made his NFL debut in Week 16 of the 2017 season.
- Won the Professional Football Writers of America's 2017 George Halas Award, given to a player, coach or staff member in the NFL who overcomes adversity to succeed.
- His father, David Sr., graduated from the Naval Academy in 1980 where he played football for the Midshipmen.
- His younger brother, Paul, played defensive end and linebacker for Navy.
- His youngest brother, Scott, was an offensive lineman at UCLA and currently plays for the Los Angeles Chargers.

CAREER TRANSACTIONS:

- The La Jolla, Calif., native was selected by the Houston Texans in the sixth round (176th overall) of the 2013 NFL Draft.
- Placed on reserve/non-football illness list on Aug. 25, 2014.
- Placed on reserve/non-football illness list on Sept. 1, 2015.
- Placed on reserve/non-football illness list on May 31, 2016.
- Reinstated by the Texans on Feb. 7, 2017.
- Waived by the Texans on Sept. 2, 2017 and added to the team's practice squad a day later.
- Signed to the Texans active roster from the practice squad on Dec. 19, 2017.
- Waived by the Texans on Sept. 1, 2018.
- Signed by the Titans to the practice squad on Sept. 11, 2018.
- Signed by the Titans to a future's contract on Jan. 1, 2019.
- Waived by the Titans on Oct. 7, 2019 and signed to the team's practice squad a day later.
- Signed by the Titans to a future's contract on Jan. 20, 2020.
- Waived by the Titans on Sept. 5, 2020 and signed to the team's practice squad a day later.
- Activated from the practice squad to the active roster COVID-19 replacement on Oct. 13, 2020.

- Activated from the practice squad to the active roster standard elevation on Oct. 24, 2020.
- Signed to the Titans active roster from the practice squad on Oct. 27, 2020.

SEASON RECAPS:

2021 (7/7 - Tennessee):

- Against Arizona (9/12), started at right tackle.
- At Seattle (9/19), started at right tackle and helped open holes for Derrick Henry to rush for 182 yards.
- Against Indianapolis (9/26), started at right tackle and blocked for Titans' rushers to gain 180 yards on the ground.
- At N.Y. Jets (10/3), started at right tackle.
- At Jacksonville (10/10), started at right tackle and helped block for Derrick Henry to amass 130 yards on the ground with three rushing touchdowns.
- Against Buffalo (10/18), started at right tackle and was a part of an offensive front that did not allow a sack on 29 pass attempts. Helped open holes for Derrick Henry to amass 143 rushing yards and three scores on 23 carries.
- Against Kansas City (10/24), started at right tackle and helped block for an offense that registered 369 total yards while only allowing one sack on 28 pass attempts.

2020 (12/6, 1/1 - Tennessee): Played in a career-high 12 games with a career-best six starts at left tackle and helped Derrick Henry become the eighth player in NFL history to eclipse 2,000 rushing yards in a season. Spent four weeks on the team's practice squad. Was elevated to the active roster from the practice squad on gameday twice. Started the postseason contest at left tackle. Started his first career NFL contest at Indianapolis (11/29/20).

- At Baltimore (11/22), entered the game as a reserve at left tackle in the fourth quarter after Ty Sambrailo left the game with an injury.
- At Indianapolis (11/29), made his first career NFL start at left tackle and blocked for Titans' rushers to gain 229 yards on 45 carries. Member of an offensive front that allowed just one sack on 22 pass attempts.
- At Jacksonville (12/13), started at left tackle and helped open holes for Titans' rushers to gain 249 yards on the ground, including a 215-yard performance by Derrick Henry.
- Against Detroit (12/20), started at left tackle and helped block for Titans' ball carriers to gain 195 yards and score three touchdowns on the ground.
- At Houston (1/3), started at left tackle and blocked for Derrick Henry to gain a franchise-record 250 rushing yards in the Titans' division-clinching victory and in the process become the eighth player in NFL history to eclipse 2,000 rushing yards in a season.
- Against Baltimore (1/10), made his first career postseason start at left tackle in his playoff debut.

2019 (4/0 - Tennessee): Played in a career-high four games as a reserve and snared a touchdown reception. Was inactive for one contest. Spent the final 14 weeks, including all three postseason contests, on the Titans' practice squad.

- At Cleveland (9/8), made his Titans debut as a reserve on special teams.
- Against Indianapolis (9/15), played as a reserve and hauled in his first career touchdown reception. Evened the score at 7-7 with his first career reception, a one-yard touchdown catch, on the first play of the second quarter.
- At Jacksonville (9/19), saw limited action as an extra tight end.
- At Atlanta (9/29), played as a reserve on special teams and as an extra tight end.

2018 (0/0 - Tennessee): Spent the final 15 games of the season with the Titans on the practice squad.

2017 (2/0 - Houston): Spent majority of the season on the practice squad before being signed to the active roster Week 16. Appeared in the final two contests.

- Against Pittsburgh (12/25), made his NFL debut three years after being diagnosed with lymphoma and served as a team captain.
- At Indianapolis (12/31), saw action as an extra tackle.

2016 (0/0 - Houston): Spent the entire season on the reserve/non-football illness list.

2015 (0/0 - Houston): Spent the entire season on the reserve/non-football illness list.

2014 (0/0 - Houston): Spent the entire season on the reserve/non-football illness list.

2013 (0/0 - Houston): Was inactive for the season opener at San Diego (9/9) before being placed on injured reserve Sept. 10.

COLLEGE:

- In four seasons at San Jose State (2009-12), Quessenberry appeared in 49 games, starting the final 37 contests he appeared in at left tackle.
- As a senior (2012), started all 12 games at left tackle and earned All-Western Athletic Conference first-team honors. Became the first offensive lineman in program history to play in the Senior Bowl after recording 32 touchdown-resulting blocks. Named a finalist for the Burlsworth Trophy, given to the top FBS player that began his career as a non-scholarship player.
- As a junior (2011), started all 12 games at left tackle and earned second-team All-WAC honors as a junior.
- As a sophomore (2010), started all 13 games after taking over left tackle duties. Also contributed on special teams as a punt protector and lineman on kick-scoring tries. Placed on scholarship prior to the beginning of the season after walking on as a freshman.
- As a redshirt freshman (2009), played in all 12 games as a reserve offensive tackle and extra tight end.
- As a freshman (2008), redshirted.
- Graduated from San Jose State in December 2012 with a degree in history.

PERSONAL:

- Attended La Costa Canyon (Calif.) High School where he helped lead the Mavericks to a 7-4 record as a senior.
- As a junior, the 6-foot-3 inch, 190-pounder helped the Mavericks reach a 9-3 record. He grew two inches and added 35 pounds to his frame following his junior season.
- Also lettered in lacrosse.
- Follow Quessenberry on Twitter and Instagram at @davidqberry.
- Born David Quessenberry on Aug. 24, 1990 in La Jolla, Calif.

DAVID QUESSENBERRY'S NFL STATISTICS

REGULAR SEASON

Year	Team	GP	GS
2017	Houston	2	0
2019	Tennessee	4	0
2020	Tennessee	12	6
2021	Tennessee	7	7
NFL Totals		25	13

PLAYOFFS

Year	Team	GP	GS
2020	Tennessee	1	1
NFL Totals		1	1

Starts Breakdown:

2020 - LT 6 (Playoffs - LT 1); 2021 - RT 7

Additional Career Statistics

Receptions - 1-yard touchdown (vs. Indianapolis 9/15/19)

Forced Fumbles - **1 (2021)**

Misc. Tackles - **2 (2021)**



75 DILLON RADUNZ

OFFENSIVE LINEMAN • 6'6" • 301 LBS • COLLEGE: NORTH DAKOTA STATE
ACQUIRED: 2ND ROUND - 2021 • NFL EXPERIENCE (NFL/TITANS): ROOKIE
HOMETOWN: BECKER, MINN.
GAMES PLAYED/GAMES STARTED: 4/0 (PLAYOFFS: 0/0)

PRO: The Titans used their second-round selection in the 2021 NFL Draft on technically-sound offensive lineman Dillon Radunz with the expectation that he would compete for playing time along the offensive front as a rookie. The 6-foot-6-inch, 301-pounder brings athleticism and versatility to the position group. A native of Becker, Minn., Radunz declared for the NFL Draft after North Dakota State's lone fall game his senior season, choosing to forego the Bisons' spring football schedule. He started 32 collegiate games at NDSU and was a member of four Missouri Valley Football Conference championship teams and three NCAA Division I football national championships.

TITANS TIDBITS:

- Radunz has a long history with the jersey number 75. At Becker (Minn.) High School, No. 75 was passed down from the previous player of the year to him. After he won the player of the year award, he passed it on to the next winner. Then he was issued the number at North Dakota State and later passed it on to his younger brother, Nick.
- The community fellowship program Alcoholics Anonymous has a special place in Radunz's life due to his father's struggles with alcoholism. His father, Jeff, passed away at the age of 45 in an alcohol-related incident when Dillon was 12.
- During the COVID-19 pandemic in 2020-21, Radunz took up golfing and went hog hunting for the first time in Oklahoma. He is also trying to learn how to play the guitar.

CAREER TRANSACTIONS:

- The Becker, Minn., native was selected by the Titans in the second round (53rd overall) of the 2021 NFL Draft.

SEASON RECAPS:

2021 (4/0): Made his NFL debut at Seattle (9/19/21).

- Against Arizona (9/12), was inactive.
- At Seattle (9/19), saw action in his first NFL contest on special teams.
- Against Indianapolis (9/26), was inactive.
- At N.Y. Jets (10/3), was inactive.
- At Jacksonville (10/10), played as a reserve on special teams.
- Against Buffalo (10/18), saw action as a reserve on special teams.
- Against Kansas City (10/24), saw significant action at left guard after Rodger Saffold III left the game with an injury. Helped block for an offense that registered 369 total yards while only allowing one sack on 28 pass attempts.

COLLEGE:

- Played parts of four seasons at North Dakota State and saw action in 33 career games with 32 starts. Was a member of four Missouri Valley Football Conference championship teams and three NCAA Division I football national championships. Selected as a two-time FCS All-American and 2019 consensus first-team pick.

AS A SENIOR (2020), made his 32nd consecutive and final start at left tackle for the Bison in the Oct. 3 season opener against Central Arkansas and helped the Bison rush for 276 yards in the 39-28 victory. Received his 2021 Reese's Senior Bowl invitation in the postgame locker room. Announced during fall camp that he would graduate in December and pursue a professional football career rather than returning for the spring Missouri Valley Football Conference schedule.

AS A JUNIOR (2019), was a consensus first team All-American by the

Associated Press, AFCA, STATS, HERO Sports, FCS Athletic Directors Association, Walter Camp Football Foundation, Phil Steele and Athlon Sports. Named All-Missouri Valley Football Conference first team after starting all 16 games at left tackle. In 12 regular season games, played 682 snaps with 63 knockdowns and zero sacks allowed. NDSU rushed for a school-record 4,601 yards and ranked fourth in the FCS with 287.6 rushing yards per game while leading the FCS in tackles for loss allowed (3.56/game). Was a part of an extra point unit that scored three two-point conversions.

- At Youngstown State (11/2), named Missouri Valley Conference Offensive Lineman of the Week after having zero missed assignments or pressures allowed as the Bison rushed for 251 yards and 7.4 yards per carry.
- Against South Dakota (11/16), named Missouri Valley Conference Offensive Lineman of the Week after grading 100 percent with eight knockdowns and zero sacks as the Bison put up 700 total yards, including 419 yards on the ground.

AS A SOPHOMORE (2018), named All-Missouri Valley Football Conference second team after starting all 15 games at left tackle. Selected HERO Sports FCS sophomore All-American. In 11 regular season games, played 626 snaps with 27 knockdowns and three sacks allowed. Helped block for the No. 1 rushing attack in the Missouri Valley averaging 286.2 yards per game and 6.4 yards per carry. The Bison also led the conference and were Top 10 in FCS for fewest tackles for loss allowed (3.60/game) and sacks allowed (0.8/game).

- Against Delaware (9/22), named Missouri Valley Conference Offensive Lineman of the Week after helping North Dakota State put up 527 yards of total offense in a 38-10 win over eventual playoff participant Delaware. Earned a coaching grade of 97 percent on assignment and 82 percent technique against the Blue Hens.

AS A REDSHIRT FRESHMAN (2017), played 15 snaps in the opening game against Mississippi Valley State before suffering a season-ending knee injury. Dominated the line of attack and helped the Bison roll up 175 rushing yards and a 30-0 lead in the first quarter.

AS A TRUE FRESHMAN (2016), redshirted.

- Graduated in December 2020 with a bachelor's degree in industrial engineering and management from North Dakota State.

PERSONAL:

- Attended Becker (Minn.) High School and was a two-year starting left tackle for the back-to-back Minnesota Class 4A state champions in 2014 and 2015. His team went 25-1 over the two title-winning seasons.
- As a senior (2015), was a Top 10 finalist for Mr. Football in Minnesota while helping pave the way for a team that rushed for 3,091 yards and passed for 2,251 yards with 77 touchdowns.
- In 2015, was a team captain and district MVP who earned all-state recognition from the Associated Press, KARE-11 TV and Minnesota Vikings along with all-conference and all-metro honors.
- As a defensive lineman finished his high school career with 99 solo tackles and 64 assisted tackles, including 14 quarterback sacks.
- Was named all-conference in basketball, where he was a three-year starter.
- Also competed in track and field and was a sixth-place finisher in the shot put at the 2015 Class 2A state meet.
- Has an older sister, Danielle, and a younger brother, Nick, who is an offensive lineman who joined the North Dakota State football program in

spring 2020.

- Last name is pronounced RAY-dinz.
- Follow Radunz on Twitter at @DillonRadunz.
- Follow Radunz on Instagram at @dillon.radunz.
- Born Dillon Jeffrey Radunz on March 28, 1998 in St. Cloud, Minn.

DILLON RADUNZ'S COLLEGE STATISTICS

REGULAR SEASON

Year	Team	GP	GS
2016	North Dakota State	Redshirted	
2017	North Dakota State	1	0
2018	North Dakota State	15	15
2019	North Dakota State	16	16
2020	North Dakota State	1	1
College Totals		33	32

Starts Breakdown:

2018 - LT 15; 2019 - LT 16; 2020 - LT 1

DILLON RADUNZ'S NFL STATISTICS

REGULAR SEASON

Year	Team	GP	GS
2021	Tennessee	4	0
NFL Totals		4	0

Additional Career Statistics

Misc. Tackles - **1 (2021)**



18 JOSH REYNOLDS

WIDE RECEIVER • 6'3" • 196 LBS • COLLEGE: TEXAS A&M

ACQUIRED: UNRESTRICTED FREE AGENT (LAR) - 2021

NFL EXPERIENCE (NFL/TITANS): 5/1 • HOMETOWN: SAN ANTONIO, TEXAS

GAMES PLAYED/GAMES STARTED: 68/24 (PLAYOFFS: 6/3)

PRO: The Titans signed unrestricted free agent wide receiver Josh Reynolds early in the 2021 offseason to provide experience and versatility to the receiving corps. The 6-foot-3-inch, 196-pounder brings a complete skill set to his position, excelling in route running, making plays on the ball, and blocking. The former fourth-round selection spent his first four NFL campaigns with the Los Angeles Rams and arrived in Tennessee after having his most complete season in 2020 where he registered career-highs in receptions and receiving yards.

CAREER HIGHLIGHTS:

- In 2020, Reynolds set career highs with 52 catches and 618 receiving yards while appearing in all 16 games with a career-best 13 starts for the L.A. Rams.

TITANS TIDBITS:

- Reynolds broke Mike Evans' Texas A&M record for most touchdown receptions in a season with 13 scoring catches as a sophomore in 2014.
- Reynolds' brother, Moses, played cornerback at Incarnate Word during the 2020 season after transferring from Texas A&M.

CAREER TRANSACTIONS:

- The San Antonio, Texas, native was selected by the Los Angeles Rams in the fourth round (117th overall) of the 2017 NFL Draft.
- Signed by the Titans as an unrestricted free agent on March 23, 2021.

SEASON RECAPS:

2021 (4/0 - Tennessee):

- Against Arizona (9/12), was inactive.
- At Seattle (9/19), made his Titans debut as a reserve at wide receiver.
- Against Indianapolis (9/26), was inactive.
- At N.Y. Jets (10/3), saw significant action as a reserve at wide receiver and caught six passes for 59 yards. Extended the Titans' second scoring drive with an 11-yard grab on third-and-four late in the first quarter.
- At Jacksonville (10/10), played as a reserve at wide receiver and caught one pass for eight yards.
- Against Buffalo (10/18), was inactive.
- Against Kansas City (10/24), saw action as a reserve at wide receiver and caught three passes for 23 yards.

2020 (16/13, 2/1 - L.A. Rams): Played in all 16 games with 13 starts. Finished his fourth season with the Rams with a career-high 52 receptions and a career-best 618 receiving yards. Appeared in both postseason contests with a start and snared three passes for 65 yards.

- At Buffalo (9/27), posted four receptions for 60 yards with a long catch of 23 yards.
- At San Francisco (10/18), started at wide receiver and hauled in a career-long 40-yard touchdown strike. Finished the contest with two catches for 45 yards.
- Against Chicago (10/26), caught four passes for 52 yards with a touchdown grab.
- Against Seattle (11/15), started at wide receiver and tallied a career-high 94 yards receiving on eight receptions.
- At Seattle (12/27), hauled in six passes for 65 yards.
- At Green Bay (1/16), started at wide receiver in the divisional round matchup and posted three receptions for 65 yards.

2019 (16/2 - L.A. Rams): Played in all 16 games with two starts at wide receiver and collected 21 receptions for 327 receiving yards with one touchdown.

- Against Tampa Bay (9/29), caught his first reception of the season for 22 yards.
- Against Cincinnati (10/27), caught three passes for 73 yards with a long of 31 yards. Recorded his seventh career touchdown.
- At Pittsburgh (11/10), caught three passes for 49 yards with a long of 21 yards.
- Against Chicago (11/17), posted three catches for 55 yards with a long of 26 yards.

2018 (16/8, 3/2 - L.A. Rams): Saw action in all 16 games with eight starts at wide receiver and posted 29 receptions for 402 receiving yards with five touchdowns. Played in all three postseason contests and grabbed eight passes for 121 yards.

- At Seattle (10/7), caught two passes for 39 yards and rushed once for a 10-yard gain. Added a special teams tackle on coverage units.
- Against Green Bay (10/28), caught three passes for 42 yards and a career-high two touchdowns.
- Against Seattle (11/11), recovered an onside kick on special teams.
- Against Kansas City (11/19), caught a then career-high six passes for 80 yards and one touchdown.
- Against Philadelphia (12/16), caught five passes for 70 yards with a then career-long 33-yard reception.
- Against San Francisco (12/30), caught four passes for 55 yards and two touchdowns. Marked his second multi-touchdown game of the season.
- Against Dallas (1/12), made his first career playoff start in the divisional round. Caught one pass for 19 yards and rushed the ball once for nine yards.
- At New Orleans (1/20), caught four passes for 74 yards in the NFC Championship. Also rushed the ball once for 16 yards.
- Against New England (2/3), caught three passes for 28 yards in Super Bowl LIII.

2017 (16/1, 1/0 - L.A. Rams): Played in all 16 games with one start at wide receiver as a rookie and collected 11 receptions for 104 yards with a touchdown.

- Against Washington (9/17), recorded his first career reception for 28 yards on a fake punt from Johnny Hekker.
- Against New Orleans (11/26), made his first career start at wide receiver and tallied four catches for 37 yards. Scored his first career touchdown on a seven-yard strike from Jared Goff.
- Against Atlanta (1/6), saw action at wide receiver and on special teams in the Wild Card matchup. Notched a special teams tackle.

COLLEGE:

- Attended Texas A&M University (2014-16) and appeared in 38 career games. Recorded 164 career catches for 2,788 yards with 30 touchdowns. Became the only player in Texas A&M and SEC history with multiple 90-yard plus receptions in his career.
- Led the SEC with 30 career receiving touchdowns, which ranks second in school history, and in receiving yards (2,788).
- As a senior (2016), hauled in 61 receptions for 885 yards and 12 touchdowns. Caught a touchdown in the final eight games of his career.
- As a junior (2015), averaged a team-best 17.8 yards on 51 catches for 907 yards while seeing action in 12 games. Reeled in five touchdowns and notched three 100-yard receiving games.
- As a sophomore (2014), saw action in all 13 games in his first season at Texas A&M. Notched a team-best 842 receiving yards and 13 receiving touchdowns on 52 catches. Broke the school record for receiving touchdowns previously held by Jeff Fuller (2010) and Mike Evans (2013).

His 13 receiving scores ranked second in the SEC and tied for fifth nationally. Was the only Aggies receiver to catch at least one pass in all 13 games and reeled in at least one touch catch in nine games.

- As a freshman (2013), attended Tyler (Texas) Junior College and earned second-team all-conference honors after making 44 catches for 782 yards and 12 touchdowns.

- Majored in recreation, park and tourism sciences at Texas A&M.

PERSONAL:

- Attended John Jay (San Antonio, Texas) High School.
- As a senior, named to the San Antonio Express-News' Class 5A "Super Team." Also earned All-District 27-5A honors after making 44 catches for 667 yards and eight touchdowns and posting 48 tackles and three

interceptions on defense.

- Born Joshua Reynolds on Feb. 16, 1995 in San Antonio, Texas.

JOSH REYNOLDS' GAME-BY-GAME

2017 Los Angeles Rams				RECEIVING				
Date	Opp.	W/L	P/S	No	Yds	Avg	Lg	TD
Sept 10	Ind	W	p	0	0	-	0	0
Sept 17	Was	L	p	1	28	28.0	28	0
Sept 21	@ SF	W	p	0	0	-	0	0
Oct 1	@ Dal	W	p	0	0	-	0	0
Oct 8	Sea	L	p	0	0	-	0	0
Oct 15	@ Jax	W	p	0	0	-	0	0
Oct 22	Ari	W	p	0	0	-	0	0
Nov 5	@ NYG	W	p	0	0	-	0	0
Nov 12	Hou	W	p	0	0	-	0	0
Nov 19	@ Min	L	p	0	0	-	0	0
Nov 26	NO	W	S	4	37	9.3	14	1
Dec 3	@ Ari	W	p	2	6	3.0	3	0
Dec 10	Phi	L	p	2	17	8.5	15	0
Dec 17	@ Sea	W	p	0	0	-	0	0
Dec 24	@ Ten	W	p	0	0	-	0	0
Dec 31	SF	L	p	2	16	8.0	11	0
Totals		11-5	16/1	11	104	9.5	28	1
Playoffs								
Jan 6	Atl	L	p	0	0	-	0	0
Totals		0-1	1/0	0	0	-	0	0

2018 Los Angeles Rams				RECEIVING				
Date	Opp.	W/L	P/S	No	Yds	Avg	Lg	TD
Sept 10	@ Oak	W	p	0	0	-	0	0
Sept 16	Ari	W	p	0	0	-	0	0
Sept 23	LAC	W	p	0	0	-	0	0
Sept 27	Min	W	p	0	0	-	0	0
Oct 7	@ Sea	W	p	2	39	19.5	22	0
Oct 14	@ Den	W	p	1	-2	-2.0	-2	0
Oct 21	@ SF	W	S	1	19	19.0	19	0
Oct 28	GB	W	S	3	42	14.0	22	2
Nov 4	@ NO	L	p	0	0	-	0	0
Nov 11	Sea	W	p	0	0	-	0	0
Nov 19	KC	W	S	6	80	13.3	27	1
Dec 2	@ Det	W	S	2	19	9.5	14	0
Dec 9	@ Chi	L	S	3	36	12.0	16	0
Dec 16	Phi	L	S	5	70	12.0	33	0
Dec 23	@ Ari	W	S	2	44	22.0	26	0
Dec 30	SF	W	S	4	55	13.8	29t	2
Totals		13-3	16/8	29	402	13.9	33	5
Playoffs								
Jan 12	Dal	W	S	1	19	19.0	19	0
Jan 20	@ NO	W	p	4	74	18.5	33	0
Feb 3	NE	L	S	3	28	9.3	11	0
Totals		2-1	3/2	8	121	15.1	33	0

2019 Los Angeles Rams				RECEIVING				
Date	Opp.	W/L	P/S	No	Yds	Avg	Lg	TD
Sept 8	@ Car	W	p	0	0	-	0	0
Sept 15	NO	W	p	0	0	-	0	0
Sept 22	@ Cle	W	p	0	0	-	0	0
Sept 29	TB	L	p	1	22	22.0	22	0
Oct 3	@ Sea	L	p	1	12	12.0	12	0
Oct 13	SF	L	p	0	0	-	0	0
Oct 20	@ Atl	W	p	0	0	-	0	0

Oct 27	Cin	W	p	3	73	24.3	31	1
Nov 10	@ Pit	L	S	3	49	7.3	21	0
Nov 17	Chi	W	S	3	55	18.3	26	0
Nov 25	Bal	L	p	2	8	4.0	6	0
Dec 1	@ Ari	W	p	4	39	9.8	20	0
Dec 8	Sea	W	p	0	0	-	0	0
Dec 15	@ Dal	L	p	2	36	18.0	28	0
Dec 21	@ SF	L	p	2	32	16.0	24	0
Dec 29	Ari	W	p	0	0	-	0	0
Totals		9-7	16/2	21	327	15.5	31	1

2020 Los Angeles Rams				RECEIVING				
Date	Opp.	W/L	P/S	No	Yds	Avg	Lg	TD
Sept 13	Dal	W	S	1	17	17.0	17	0
Sept 20	@ Phi	W	S	2	33	16.5	20	0
Sept 27	@ Buf	L	S	4	60	15.0	23	0
Oct 4	NYG	W	p	3	25	8.3	11	0
Oct 11	@ Was	W	S	2	46	23.0	29	0
Oct 18	@ SF	L	S	2	45	22.5	40t	1
Oct 26	Chi	W	p	4	52	13.0	21	1
Nov 1	@ Mia	L	S	4	44	11.0	15	0
Nov 15	Sea	W	S	8	94	11.8	21	0
Nov 23	@ TB	W	S	3	32	10.7	18	0
Nov 29	SF	L	S	5	40	8.0	14	0
Dec 6	@ Ari	W	S	1	21	21.0	21	0
Dec 10	NE	W	S	1	6	6.0	6	0
Dec 19	NYJ	L	S	2	9	4.5	5	0
Dec 27	@ Sea	L	p	6	65	10.8	26	0
Jan 3	Ari	W	S	4	29	7.3	12	0
Totals		10-6	16/13	52	618	11.9	40t	2
Playoffs								
Jan 9	@ Sea	W	p	0	0	-	0	0
Jan 16	@ GB	L	S	3	65	21.7	28	0
Totals		1-1	2/1	3	65	21.7	28	0

2021 Tennessee Titans				RECEIVING				
Date	Opp.	W/L	P/S	No	Yds	Avg	Lg	TD
Sept 12	Ari	L	IA					
Sept 19	@ Sea	W	p	0	0	-	0	0
Sept 26	Ind	W	IA					
Oct 3	@ NYJ	L	p	6	59	9.8	12	0
Oct 10	@ Jax	W	p	1	8	8.0	8	0
Oct 18	Buf	W	IA					
Oct 24	KC	W	p	3	23	7.7	11	0
Oct 31	@ Ind							
Nov 7	@ LAR							
Nov 14	NO							
Nov 21	Hou							
Nov 28	@ NE							
Dec 12	Jax							
Dec 19	@ Pit							
Dec 23	SF							
Jan 2	Mia							
Jan 9	@ Hou							
Totals		5-2	4/0	10	90	9.0	12	0

JOSH REYNOLDS' NFL STATISTICS

REGULAR SEASON

Year	Team	REGULAR SEASON		RECEIVING					RUSHING				
		GP	GS	No	Yds	Avg	Lg	TD	Att	Yds	Avg	Lg	TD
2017	L.A. Rams	16	1	11	104	9.5	28	1	0	0	-	0	0
2018	L.A. Rams	16	8	29	402	13.9	33	5	2	8	4.0	10	0
2019	L.A. Rams	16	2	21	326	15.5	31t	1	5	23	4.6	12	0
2020	L.A. Rams	16	13	52	618	11.9	40t	2	1	5	5.0	5	0
2021	Tennessee	4	0	10	90	9.0	12	0	0	0	-	0	0
NFL Totals		68	24	123	1,540	12.5	40t	9	8	36	4.5	12	0

PLAYOFFS

Year	Team	PLAYOFFS		RECEIVING					RUSHING				
		GP	GS	No	Yds	Avg	Lg	TD	Att	Yds	Avg	Lg	TD
2017	L.A. Rams	1	0	0	0	-	0	0	0	0	-	0	0
2018	L.A. Rams	3	2	8	121	15.1	33	0	2	25	12.5	16	0
2020	L.A. Rams	2	1	3	65	21.7	28	0	0	0	-	0	0
NFL Totals		6	3	11	186	16.9	33	0	2	25	12.5	16	0

Single-Game Highs

Receptions - 8 vs. Seattle (11/15/20)
 Receiving Yards - 94 vs. Seattle (11/15/20)
 Long Reception - 40t at San Francisco (10/18/20)
 Touchdowns - 2 (Twice, last vs. San Francisco 12/30/18)

Additional Career Statistics

Special Teams Tackles - 2 (2017), 1 (2018)
 Fumble Recovery - 2 (2020)

Playoff Single-Game Highs

Receptions - 4 at New Orleans (1/20/19)
 Receiving Yards - 74 at New Orleans (1/20/19)
 Long Reception - 33 at New Orleans (1/20/19)

Additional Career Playoff Statistics

Special Teams Tackles - 1 (2017)



56 MONTY RICE

LINEBACKER • 6'0" • 233 LBS • COLLEGE: GEORGIA
ACQUIRED: 3RD ROUND - 2021 • NFL EXPERIENCE (NFL/TITANS): ROOKIE
HOMETOWN: HUNTSVILLE, ALA.
GAMES PLAYED/GAMES STARTED: 5/0 (PLAYOFFS: 0/0)

PRO: The Titans selected Monty Rice in the third round of the 2021 NFL Draft. The 6-foot, 233-pound defender possesses excellent speed, physicality and the instincts required to run and cover successfully at the linebacking position. The Huntsville, Ala., native played four seasons at Georgia (2017-20) where he appeared in 47 games with 28 starts and tallied 219 tackles, 10.5 tackles for loss, two sacks, 21 quarterback pressures, five passes defended, three forced fumbles and one fumble recovery returned for a touchdown for the Bulldogs. As a senior in 2020, Rice was a finalist for the Butkus Award and earned Associated Press All-SEC first-team honors.

CAREER HIGHLIGHTS:

- In 2020, Rice was named a finalist for the Butkus Award, which recognizes the nation's best linebacker, after amassing 49 tackles, four tackles for loss, one sack, one pass defended, two forced fumbles and one fumble recovery returned for a score.
- As a junior in 2019, Rice was Georgia's leading tackler with 89 total stops.

TITANS TIDBITS:

- A Huntsville, Ala., native, Rice grew up about two hours outside of Nashville. As a child, Rice attended about 10 Titans games, including the memorable Titans-Cardinals game on Nov. 29, 2009 (Titans 20, Cardinals 17). His favorite Titans players were Chris Johnson, Keith Bulluck and Kyle Vanden Bosch.
- Rice has a tattoo on his right forearm of his cousin's name, Haraesheo Rice. Haraesheo, who suffered from mental illness, was shot and killed by police in Huntsville in September 2017. 'I think about my cousin a lot. I know he's looking down on me smiling, watching what I'm doing,' Rice said. 'We used to live together. We were real close.'
- He has a black lab named Shadow.

CAREER TRANSACTIONS:

- The Huntsville, Ala., native was selected by the Titans in the third round (92nd overall) of the 2021 NFL Draft.

SEASON RECAPS:

- 2021 (5/0):** Has tied for the team lead in special teams tackles once in 2021 (at NYJ). Made his NFL debut against Arizona (9/12/21).
- Against Arizona (9/12), saw action in his first NFL contest and collected two tackles.
 - At Seattle (9/19), played as a reserve on special teams.
 - Against Indianapolis (9/26), saw action as a reserve on special teams.
 - At N.Y. Jets (10/3), notched a special teams tackle on coverage units.
 - At Jacksonville (10/10), saw action as a reserve at linebacker and on special teams before leaving the game in second quarter with an injury.
 - Against Buffalo (10/18), was inactive.
 - Against Kansas City (10/24), was inactive.

COLLEGE:

- In four seasons at Georgia (2017-20), Rice appeared in 47 games with 28 starts. He tallied 219 tackles, 10.5 tackles for loss, two sacks, 21 quarterback pressures, five passes defended, three forced fumbles and one fumble recovery returned for a touchdown.

AS A SENIOR (2020), appeared in nine games and made eight starts. Posted 49 tackles, four tackles for loss, one sack, one pass defended, five quarterback pressures, two forced fumbles and one fumble recovery returned for a score. Was a finalist for the Butkus Award, given to the nation's

best linebacker. Earned All-SEC first-team honors by the Associated Press and All-America second-team recognition by The Athletic.

- Against Tennessee (10/10), tallied a team-leading eight tackles, two tackles for loss, one sack, one quarterback pressure, one forced fumble and one fumble recovery returned for a 20-yard touchdown. Recorded a strip sack which resulted in his first career fumble recovery and touchdown.

AS A JUNIOR (2019), started all 14 games and notched a team-leading 89 tackles, three tackles for loss, 14 quarterback pressures and three passes defended. Earned Associated Press All-SEC second-team recognition. Co-winner of Georgia's Vince Dooley Defensive MVP award.

- Against South Carolina (10/12), posted a career-high 12 tackles, two quarterback pressures and one pass defended.
- At Auburn (11/16), named SEC Defensive Player of the Week after amassing 10 tackles.

AS A SOPHOMORE (2018), played in nine games and made five starts. Finished as Georgia's third-leading tackler with 59 stops. Also posted 1.5 tackles for loss, one sack, two quarterback pressures, one pass defended and one forced fumble.

- Against Florida (10/27), recorded 11 tackles and a forced fumble.

AS A FRESHMAN (2017), saw action in 14 games and made one start. Tallied 22 tackles and two tackles for loss.

- Majored in sociology at Georgia.

PERSONAL:

- Attended James Clemens (Ala.) High School where he earned Alabama Sports Writers Association Class 7A first team defense recognition after posting 137 tackles, one sack, four interceptions, one blocked punt for a touchdown, and four total touchdowns as a senior in 2016.
- Tabbed as a four-star prospect by PrepStar, ESPN, and Scout.com, and a three-star prospect by 247Sports and Rivals. Ranked as the No. 9 inside linebacker nationally by Scout, No. 11 by ESPN, No. 33 by 247Sports, and No. 34 by Rivals.
- As a junior, totaled 79 tackles, 11.0 tackles for loss, three quarterback hurries, three interceptions, five passes defended, three forced fumbles and three fumble recoveries.
- Also participated in track, competing in the shotput and 60-meter dash.
- Has one older brother and one younger brother.
- Son of Shavita Rice.
- Follow Rice on Twitter @ricemonty and on Instagram @mrice_32.
- Born Montavian Lamar Rice-Jordan on Jan. 8, 1999 in Huntsville, Ala.



80 CHESTER ROGERS

WIDE RECEIVER • 6'0" • 184 LBS • COLLEGE: GRAMBLING STATE
ACQUIRED: FREE AGENT - 2020 • NFL EXPERIENCE (NFL/TITANS): 5/1
HOMETOWN: HUNTSVILLE, ALA.
GAMES PLAYED/GAMES STARTED: 59/23 (PLAYOFFS: 2/1)

PRO: Veteran Chester Rogers joined the Titans as a member of their practice squad in September 2020, adding depth and versatility the wide receiver corps and punt return game. He spent the remainder of the 2020 campaign on the practice squad. The Grambling State product entered the NFL as a rookie free agent with the Indianapolis Colts in 2016. In four seasons with the Colts, Rogers caught 111 passes for 1,221 yards and four touchdowns and returned 60 punt returns for a 9.2-yard average. Before joining the Titans, he had a stint with the Miami Dolphins.

CAREER HIGHLIGHTS:

- In 2019, he appeared in 12 games with six starts for the Colts and posted 16 receptions for 179 yards and two touchdowns.
- In 2018, Rogers appeared in all 16 games for the Colts and amassed career-highs with 53 receptions, 485 receiving yards and two touchdowns.

TITANS TIDBITS:

- Rogers started acting when he was 10 years old with the stage name of Tre Rogers. His first movie, Constellation, was filmed in his hometown of Huntsville, Ala., where he played a younger version of the character played by actor Billy Dee Williams. Afterwards, Chester and his mom decided to pursue acting, and move out to California for four years. During that time, he also was in Madea's Family Reunion, Re-Animated on Cartoon Network, and Dirty with Cuba Gooding Jr.
- During the 2020 offseason, Rogers gave out free meals for families and children in Huntsville, Ala. Rogers and his team of volunteers also brought meals to local first responders to say thank you for all of their hard work during the pandemic.

CAREER TRANSACTIONS:

- The Huntsville, Ala., native was originally signed by the Indianapolis Colts as an undrafted free agent on May 2, 2016.
- Signed by the Miami Dolphins as a free agent on Aug. 9, 2020.
- Released by the Dolphins on Sept. 2, 2020.
- Signed by the Titans to their practice squad on Sept. 21, 2020.
- Re-signed by the Titans on Jan. 11, 2021.

SEASON RECAPS:

2021 (6/1 - Tennessee): Ranks second in the NFL with a 12.0 punt return avg. Ranks third on the team with 186 receiving yards. Has led the team in receiving yards once in 2021 (vs. ARI). Has tied for the team lead in receptions once in 2021 (vs. ARI).

- Against Arizona (9/12), made his Titans debut as a reserve at wide receiver and tied for the team lead with four receptions for a team-best 62 receiving yards. Returned one kickoff for 14 yards. Kickstarted the Titans' opening touchdown drive with a 39-yard reception on a flea-flicker in the second quarter.
- At Seattle (9/19), saw action as a reserve at wide receiver and snared two receptions for 22 yards. Returned career-high six kickoffs for 100 yards and three punts for 32 yards.
- Against Indianapolis (9/26), played as a reserve at wide receiver and caught a six-yard touchdown pass. Returned three punt returns for 44 yards, including returns of 12 yards and 18 yards in the first quarter and 14 yards in the third quarter. Gave the Titans an early 7-0 lead with a six-yard touchdown grab on third-and-goal in the first quarter.
- At N.Y. Jets (10/3), saw significant action as a reserve at wide receiver and snared five passes for 63 yards. Returned three punts for 44 yards with a long return of 22 yards. Kept the Titans' game-tying touchdown drive alive by drawing a pass interference penalty on fourth-and-10 late in the

fourth quarter.

- At Jacksonville (10/10), played as a reserve at wide receiver and snared one reception for 26 yards and rushed once for nine yards. Helped set up the Titans' field goal before halftime with a 26-yard reception to the Jaguars' 16-yard line.
- Against Buffalo (10/18), started at wide receiver and caught one pass for seven yards.
- Against Kansas City (10/24), was inactive.

2020 (0/0, 0/0 - Tennessee): Spent the final 14 games of the regular season and one postseason game on Tennessee's practice squad after spending portions of training camp and preseason with the Indianapolis Colts and Miami Dolphins.

2019 (12/6 - Indianapolis): Appeared in 12 games with six starts and had 16 receptions for 179 yards and two touchdowns. Also returned 14 punts for 137 yards. Was placed on injured reserve on Dec. 3, 2019 and missed the final four games of the regular season.

- Against Oakland (9/29), had three receptions for 48 yards and his first touchdown of the season. Hauled in a four-yard touchdown pass from Jacoby Brissett in the final stanza.
- At Pittsburgh (11/3), started at wide receiver and grabbed three passes for 22 yards with a score. Snared a four-yard touchdown toss from Brian Hoyer midway through the fourth quarter.

2018 (16/10, 2/1 - Indianapolis): Appeared in all 16 games with 10 starts and notched career-highs with 53 receptions, 485 receiving yards and two touchdowns as well as 23 punt returns for 215 yards. He also had one kickoff return for 10 yards. Appeared in two postseason games with one start and had nine receptions for 76 yards, as well as two punt returns for 20 yards.

- Against Houston (9/30), played as a reserve at wide receiver and caught eight passes for 85 yards.
- At New England (10/4), started at wide receiver and snagged eight passes for 66 yards.
- At N.Y. Jets (10/14), posted four receptions for 55 yards with a touchdown. Caught a 17-yard touchdown pass from Andrew Luck late in the fourth quarter.
- Against N.Y. Giants (12/23), notched seven catches for 54 yards with a score. Gave the Colts a 28-27 victory with a one-yard touchdown reception from Andrew Luck with 59 seconds remaining in the game.

2017 (11/4 - Indianapolis): Participated in 11 games with four starts and caught 23 passes for 284 yards and one touchdown while contributing three rushes for eight yards. Also totaled 10 punt returns for 80 yards and one kickoff return for five yards. Was inactive for the first five games of the season.

- Against Pittsburgh (11/12), snared six receptions for a career-best 104 yards with a touchdown. Hauled in his first career score, a 61-yard touchdown pass from Jacoby Brissett in the third quarter.
- At Jacksonville (12/3), posted four catches for 35 yards.

2016 (14/2 - Indianapolis): Saw action in 14 games with two starts during his rookie season and finished with 19 catches for 273 yards while adding 13 punt returns for 119 yards (9.2 avg.). Was inactive for two games.

- At Houston (10/16), made his first career NFL start and hauled in four receptions for 63 yards.
- Against Jacksonville (1/1), collected four catches for 72 yards.

COLLEGE:

- Played in 40 games at Grambling State and finished with 155 receptions for 2,257 yards and 17 touchdowns. Also had seven carries for 72 yards, two kickoff returns for 61 yards and eight punt returns for 70 yards and one touchdown.
- As a senior (2015), saw action in 12 games and finished second on the team with 48 receptions for 732 yards and a single-season career-high eight touchdowns. Also registered four punt returns for 70 yards and one touchdown.
- As a junior (2014), played in 12 games and led the team in receiving for the second consecutive season after catching a single-season career-high 53 passes for 712 yards and four touchdowns.
- As a sophomore (2013), appeared in 11 games and led the team in receiving after totaling 48 receptions for a single-season career-high 735 yards and five touchdowns.
- As a freshman (2012), saw action in five games and caught six passes for 78 yards.
- Graduated with a bachelor's degree in business management from Grambling State.

PERSONAL:

- Attended Lee (Huntsville, Ala.) High School.
- The son of Temeca and Chester Rogers Sr. and has one brother, Chase Robinson.
- Follow Rogers on Twitter at @ChesterRogers80.
- Follow Rogers on Instagram at @tripp.
- Born Chester Rogers Jr. on Jan. 12, 1994 in Huntsville, Ala.

CHESTER ROGERS' GAME-BY-GAME

2016 Indianapolis Colts				RECEIVING				
Date	Opp.	W/L	P/S	No	Yds	Avg	Lg	TD
Sept 11	Det	L	IA	0	0	-	-	0
Sept 18	@ Den	L	p	0	0	-	-	0
Sept 25	SD	W	p	0	0	-	-	0
Oct 2	@ Jax	L	p	2	39	19.5	23	0
Oct 9	Chi	W	p	3	24	8	19	0
Oct 16	@ Hou	L	WR	4	63	15.8	36	0
Oct 23	@ Ten	W	WR	2	30	15	21	0
Oct 30	KC	L	IA	0	0	-	-	0
Nov 6	@ GB	W	p	0	0	-	-	0
Nov 20	Ten	W	p	0	0	-	-	0
Nov 24	Pit	L	p	0	0	-	-	0
Dec 5	@ NYJ	W	p	0	0	-	-	0
Dec 11	Hou	L	p	1	21	21	21	0
Dec 18	@ Min	W	p	3	24	8	9	0
Dec 24	@ Oak	L	p	0	0	-	-	0
Jan 1	Jax	W	p	4	72	18	21	0
Totals		8-8	14/2	19	273	14.4	36	0

2017 Indianapolis Colts				RECEIVING				
Date	Opp.	W/L	P/S	No	Yds	Avg	Lg	TD
Sept 10	@ LAR	L	IA	0	0	-	-	0
Sept 17	Ari	L	IA	0	0	-	-	0
Sept 24	Cle	W	IA	0	0	-	-	0
Oct 1	@ Sea	L	IA	0	0	-	-	0
Oct 8	SF	W	IA	0	0	-	-	0
Oct 16	@ Ten	L	p	0	0	-	-	0
Oct 22	Jax	L	p	2	21	10.5	15	0
Oct 29	@ Cin	L	p	2	9	4.5	9	0
Nov 5	@ Hou	W	p	1	17	17.0	17	0
Nov 12	Pit	L	p	6	104	17.3	61t	1
Nov 26	Ten	L	p	3	34	11.3	19	0
Dec 3	@ Jax	L	p	4	35	8.8	15	0
Dec 10	@ Buf	L	WR	2	6	3.0	6	0
Dec 14	Den	L	WR	0	0	-	-	0
Dec 23	@ Bal	L	WR	1	19	19.0	19	0
Dec 31	Hou	W	WR	2	39	19.5	22	0
Totals		2-9	11/4	23	284	12.3	61t	1

2018 Indianapolis Colts				RECEIVING				
Date	Opp.	W/L	P/S	No	Yds	Avg	Lg	TD
Sept 9	Cin	L	p	3	18	6.0	8	0
Sept 16	@ Was	W	WR	3	17	5.7	6	0
Sept 23	@ Phi	L	p	2	14	7.0	8	0
Sept 30	Hou	L	p	8	85	10.6	22	0
Oct 4	@ NE	L	WR	8	66	8.3	24	0
Oct 14	@ NYJ	L	WR	4	55	13.8	21	1
Oct 21	Buf	W	p	4	40	10.0	29	0
Oct 28	@ Oak	W	WR	0	0	-	-	0
Nov 11	Jax	W	WR	0	0	-	-	0

Nov 18	Ten	W	WR	2	9	4.5	11	0
Nov 25	Mia	W	WR	3	49	16.3	34	0
Dec 2	@ Jax	L	p	0	0	-	-	0
Dec 9	@ Hou	W	WR	5	36	7.2	11	0
Dec 16	Dal	W	WR	1	10	10.0	10	0
Dec 23	NYG	W	p	7	54	7.7	15	1
Dec 30	@ Ten	W	WR	3	32	10.7	17	0
Totals		10-6	16/10	53	485	9.2	34	2
Playoffs								
Jan 5	@ Hou	W	p	4	46	11.5	16	0
Jan 12	@ KC	L	p	5	30	6.0	12	0
Totals		1-1	2/0	9	76	8.4	16	0

2019 Indianapolis Colts				RECEIVING				
Date	Opp.	W/L	P/S	No	Yds	Avg	Lg	TD
Sept 8	@ LAC	L	p	0	0	-	-	0
Sept 15	@ Ten	W	p	3	24	8.0	15	0
Sept 22	Atl	W	WR	0	0	-	-	0
Sept 29	Oak	L	p	3	48	16.0	27	1
Oct 6	@ KC	W	WR	0	0	-	-	0
Oct 20	Hou	W	p	2	24	12.0	19	0
Oct 27	Den	W	WR	1	7	7.0	7	0
Nov 3	@ Pit	L	WR	3	22	7.3	14	1
Nov 10	Mia	L	WR	2	31	15.5	20	0
Nov 17	Jax	W	WR	1	11	11.0	11	0
Nov 21	@ Hou	L	p	1	12	12.0	12	0
Dec 1	Ten	L	p	0	0	-	-	0
Placed on Injured Reserve on Dec. 3								
Totals		6-6	12/6	16	179	11.2	27	2

2021 Tennessee Titans				RECEIVING				
Date	Opp.	W/L	P/S	No	Yds	Avg	Lg	TD
Sept 12	Ari	L	p	4	62	15.5	39	0
Sept 19	@ Sea	W	p	2	22	11.0	12	0
Sept 26	Ind	W	p	1	6	6.0	6t	1
Oct 3	@ NYJ	L	p	5	63	12.6	20	0
Oct 10	@ Jax	W	p	1	26	26.0	26	0
Oct 18	Buf	W	S	1	7	7.0	7	0
Oct 24	KC	W	IA					
Oct 31	@ Ind							
Nov 7	@ LAR							
Nov 14	NO							
Nov 21	Hou							
Nov 28	@ NE							
Dec 12	Jax							
Dec 19	@ Pit							
Dec 23	SF							
Jan 2	Mia							
Jan 9	@ Hou							
Totals		5-2	6/1	14	186	13.3	39	1

CHESTER ROGERS' NFL STATISTICS

REGULAR SEASON

Year	Team	REGULAR SEASON		RECEIVING					RUSHING				
		GP	GS	No	Yds	Avg	Lg	TD	Att	Yds	Avg	Lg	TD
2016	Indianapolis	14	2	19	273	14.4	36	0	0	0	-	0	0
2017	Indianapolis	11	4	23	284	12.3	61t	1	3	8	2.7	7	0
2018	Indianapolis	16	10	53	485	9.2	34	2	1	-4	-4.0	-4	0
2019	Indianapolis	12	6	16	179	11.2	27	2	1	18	18.0	18	0
2020	Tennessee	0	0	Practice Squad									
2021	Tennessee	6	1	14	186	13.3	39	1	1	9	9.0	9	0
NFL Totals		59	23	125	1,407	11.3	61t	6	6	31	5.2	18	0

REGULAR SEASON

Year	Team	REGULAR SEASON		PUNT RETURNS				KICKOFF RETURNS				
		No	FC	Yds	Avg	Lg	TD	No	Yds	Avg	Lg	TD
2016	Indianapolis	13	12	119	9.2	30	0	0	0	-	0	0
2017	Indianapolis	10	5	80	8.0	30	0	1	5	5.0	5	0
2018	Indianapolis	23	28	215	9.3	51	0	1	10	10.0	10	0
2019	Indianapolis	14	17	137	9.8	21	0	3	27	9.0	13	0
2020	Tennessee	Practice Squad										
2021	Tennessee	10	9	120	12.0	22	0	7	114	16.3	19	0
NFL Totals		70	71	671	9.6	51	0	12	156	13.0	19	0

PLAYOFFS

Year	Team	PLAYOFFS		RECEIVING					RUSHING				
		GP	GS	No	Yds	Avg	Lg	TD	Att	Yds	Avg	Lg	TD
2018	Indianapolis	2	1	9	76	8.4	16	0	0	0	-	0	0
NFL Totals		2	1	9	76	8.4	16	0	0	0	-	0	0

PLAYOFFS

Year	Team	PLAYOFFS		PUNT RETURNS				KICKOFF RETURNS				
		No	FC	Yds	Avg	Lg	TD	No	Yds	Avg	Lg	TD
2018	Indianapolis	2	4	20	10.0	14	0	0	0	-	0	0
NFL Totals		2	4	20	10.0	14	0	0	0	-	0	0

Single-Game Highs

Receptions - 8 (Twice, last at New England 10/4/18)
 Receiving Yards - 104 vs. Pittsburgh (11/12/17)
 Long Reception - 61t vs. Pittsburgh (11/12/17)
 Touchdowns - **1 (Six times, last vs. Indianapolis 9/26/21)**
 Rushes - **1 (Six times, last at Jacksonville 10/10/21)**
 Rushing Yards - 18 vs. Jacksonville (11/17/19)
 Long Rush - 18 vs. Jacksonville (11/17/19)
 Kickoff Returns - **6 at Seattle (9/19/21)**
 Kickoff Return Yards - **100 at Seattle (9/19/21)**
 Kickoff Return Long - **19 at Seattle (9/19/21)**
 Punt Returns - 5 at Houston (12/9/18)
 Punt Return Yards - 65 vs. Tennessee (11/18/18)
 Punt Return Long - 51 vs. Tennessee (11/18/18)

Playoff Single-Game Highs

Receptions - 5 at Kansas City (1/12/19)
 Receiving Yards - 46 at Houston (1/5/19)
 Long Reception - 16 at Houston (1/5/19)
 Punt Returns - 2 at Houston (1/5/19)
 Punt Return Yards - 20 at Houston (1/5/19)
 Punt Return Long - 14 at Houston (1/5/19)

Additional Career Statistics

Misc. Tackles - 1 (2016)



76 RODGER SAFFOLD III

GUARD • 6'5" • 325 LBS • COLLEGE: INDIANA
ACQUIRED: UNRESTRICTED FREE AGENT (LOS ANGELES RAMS) - 2019
NFL EXPERIENCE (NFL/TITANS): 12/3 • HOMETOWN: BEDFORD, OHIO
GAMES PLAYED/GAMES STARTED: 152/149 (PLAYOFFS: 8/8)

PRO: The Titans signed Rodger Saffold III early in the 2019 free agency period to bring veteran leadership and experience to the interior of the offensive front. In his first two seasons with the Titans, he started all but one game at left guard. The 6-foot-5-inch, 325-pounder was originally selected by the St. Louis Rams in the second round (33rd overall) of the 2010 NFL Draft. The Indiana University product is a versatile player, having started contests at both guard and both tackle spots in his NFL career. Entering 2021, Saffold's 142 career starts rank seventh among all active NFL offensive linemen.

CAREER HIGHLIGHTS:

- In 2020, Saffold started 15 games in the regular season and one game in the postseason at left guard for the NFL's second-ranked offense (396.4 yards per game). He helped pave the way for Derrick Henry to produce the NFL's eighth all-time 2,000-yard rushing season (2,027).
- In 2019, Saffold started all 16 games and all three postseason contests at left guard for the second consecutive season and in his first season with the Titans. Helped open holes for Derrick Henry to lead the NFL with 1,540 rushing yards in 2019.
- In 2018, Saffold started all 16 games for the Rams and all three postseason contests on L.A.'s march to Super Bowl LIII. He helped open holes for Todd Gurley II to gain 1,251 rushing yards and 17 touchdowns on the ground.
- In 2017, Saffold started 15 games at left guard and blocked for Todd Gurley's 1,305-yard rushing campaign that included 13 rushing scores.
- In 2010, Saffold was named All-Rookie by Pro Football Weekly and the Pro Football Writers of America after finishing the season as the only NFL rookie to start all of his team's games at left tackle.

TITANS TIDBITS:

- Saffold is the co-owner and CEO of Rise Nation, a professional esports organization that competes in VALORANT, Gears of War and FIFA. He has been invested in the esports industry since April 2014.
- Saffold's expertise in football, esports and fashion has led him to being featured in non-sports publications such as Forbes, Black Enterprise and Delux.
- His late father, Rodger II, played football at the University of Iowa in the mid-1970s.

CAREER TRANSACTIONS:

- A native of Bedford, Ohio, Saffold was selected by the St. Louis Rams in the second round (33rd overall) of the 2010 NFL Draft.
- Signed by the Titans as an unrestricted free agent on March 15, 2019.

SEASON RECAPS:

2021 (7/7 - Tennessee):

- Against Arizona (9/12), started at left guard.
- At Seattle (9/19), started at left guard and helped open holes for Derrick Henry to rush for 182 yards. Left the game in the third quarter with an injury.
- Against Indianapolis (9/26), started at left guard and blocked for Titans' rushers to gain 180 yards on the ground.
- At N.Y. Jets (10/3), started at left guard.
- At Jacksonville (10/10), started at left guard in his 150th career game and helped block for Derrick Henry to amass 130 yards on the ground with three rushing touchdowns. Left the game in the third quarter with an injury.
- Against Buffalo (10/18), started at left guard and was a part of an offensive front that did not allow a sack on 29 pass attempts. Helped open

holes for Derrick Henry to amass 143 rushing yards and three scores on 23 carries.

- Against Kansas City (10/24), started at left guard and helped block for an offense that registered 369 total yards while only allowing one sack on 28 pass attempts. Left the game in the second half with an injury.

2020 (15/15, 1/1 - Tennessee): Started 15 games at left guard and helped Derrick Henry become the eighth player in NFL history to eclipse 2,000 rushing yards in a season. Was inactive for one contest. Started the postseason contest at left guard.

- At Denver (9/14), started at left guard and was a part of an offensive front that allowed the Titans to amass 377 total yards. Member of a line that allowed just one sack on 43 pass attempts.
- Against Jacksonville (9/20), started at left guard and helped the offense post 354 total yards.
- Against Buffalo (10/13), started at left guard and was a part of an offensive line that blocked for Titans' rushers to gain 139 yards on the ground while not allowing a sack on 28 pass attempts.
- Against Houston (10/18), started at left guard and helped the offense become the first unit in NFL history to have a passer reach 350 yards (364 by Ryan Tannehill) and a rusher reach 200 yards (212 by Derrick Henry) in a game.
- At Baltimore (11/22), was inactive for the first time since joining the Titans due to injury.
- At Indianapolis (11/29), started at left guard and blocked for Titans' rushers to gain 229 yards on 45 carries. Member of an offensive front that allowed just one sack on 22 pass attempts.
- At Jacksonville (12/13), started at left guard and helped open holes for Titans' rushers to gain 249 yards on the ground, including a 215-yard performance by Derrick Henry.
- At Houston (1/3), started at left guard and blocked for Derrick Henry to gain a franchise-record 250 rushing yards in the Titans' division-clinching victory and in the process become the eighth player in NFL history to eclipse 2,000 rushing yards in a season. Left the game in the third quarter with an injury.

2019 (16/16, 3/3 - Tennessee): Started all 16 games at left guard in his first season with the Titans and helped Derrick Henry lead the NFL with 1,540 rushing yards. Started all three postseason contests at left guard.

- At Cleveland (9/8), started at left guard in his Titans debut and opened holes for Titans' ball carriers to gain 123 yards on the ground.
- At Atlanta (9/29), started at left guard and was a part of an offensive front that did not allow a sack on 27 pass attempts, while opening holes for Titans' ball carriers to gain 138 yards on the ground.
- Against L.A. Chargers (10/20), started at left guard and helped the offense amass 403 total yards.
- Against Kansas City (11/10), started at left guard and helped open holes for Titans' rushers to gain 225 yards on the ground.
- Against Jacksonville (11/24), started at left guard and blocked for Titans' ball carriers to gain 219 rushing yards.
- At Indianapolis (12/1), started at left guard and helped open holes for Derrick Henry to collect 149 rushing yards on 26 carries.
- At Oakland (12/8), started at left guard and was a part of an offensive front that blocked for Titans' ball carriers to gain 161 yards on the ground, while also not allowing a sack on 27 pass attempts.
- Against Houston (12/15), started at left guard and was a member of an offensive line that opened holes for Titans' rushers to gain 163 yards on the ground.
- Against New Orleans (12/22), started at left guard and helped the Titans

amass 149 rushing yards on 26 carries.

- At Houston (12/29), started at left guard and was a part of an offensive front that blocked for Derrick Henry to amass 211 yards on the ground and become the NFL's leading rusher in 2019.
- At New England (1/4), started at left guard and was a member of an offensive front that opened holes for Derrick Henry to collect 182 yards on the ground.
- At Baltimore (1/11), started at left guard and was a part of an offensive line that blocked for Derrick Henry to collect a franchise postseason record 195 rushing yards.

2018 (16/16, 3/3 - Los Angeles Rams): Started all 16 regular season games and all three postseason contests at left guard. Was a member of an offensive front that blocked for the NFL's second ranked offense, including the third ranked ground game and fifth ranked passing attack.

- Against Arizona (9/16), started at left guard in his 100th career game and helped open holes for Todd Gurley II's three rushing touchdowns.
- Against Minnesota (9/27), played in all 55 offensive plays at left guard and helped the offense total 556 yards.
- At Denver (10/14), started at left guard and helped paved the way for Todd Gurley II to set a new career-high in rushing yards with 208 yards.
- Against Green Bay (10/28), appeared in all 78 offensive plays and blocked for Todd Gurley II to gain 195 yards from scrimmage.
- At New Orleans (11/4), started at left guard and played all 60 offensive plays and helped give Jared Goff time to throw for 391 yards and three touchdowns.
- Against Dallas (1/12), appeared in all 79 offensive plays and paved the way for Todd Gurley II to rush for 115 yards and one touchdown in the Divisional Round.
- At New Orleans (1/20), started at left guard and played all 69 offensive plays and protected Jared Goff to throw for 297 yards.
- Against New England in Super Bowl LIII (2/3), started at left guard and played all 65 offensive snaps.

2017 (15/15, 1/1 - Los Angeles Rams): Started 15 games at left guard plus one playoff start. Played a key role on the top-ranked scoring team in the league. Did not play in the regular season finale.

- At Dallas (10/1), played all 69 offensive snaps and paved the way for 168 total rushing yards.
- Against Arizona (10/22), played all 80 offensive snaps and opened running lanes for Todd Gurley II who notched his fourth 100-plus yard rushing game of the season.
- Against Houston (11/12), allowed Jared Goff to have time in the pocket to throw for a career-high 355 yards.
- At Tennessee (12/24), helped protect Jared Goff who recorded 301 passing yards and four touchdowns.
- Against Atlanta (1/6), made first-career postseason start at left guard in the Wild Card matchup. Helped give Jared Goff time to throw for 259 yards and one touchdown.

2016 (15/15 - Los Angeles Rams): Started 15 games at various positions along the line including left guard, left tackle, and right tackle. Started 12 games at left guard, two games at left tackle and the regular season finale at right tackle. Was inactive for one contest.

- At Tampa Bay (9/25), started at left guard and opened up running lanes for Todd Gurley to rush for two touchdowns.
- At New Orleans (11/27), started at left tackle for the first time since late in the 2012 campaign. Left the game in the second quarter and did not return.

2015 (5/5 - St. Louis): Started the first five games of the season at right guard before being placed on injured reserve on Oct. 15.

- At Arizona (10/4), part of an offensive line that helped produce 164 rushing yards.

2014 (16/16 - St. Louis): Started 16 games. Started 13 games at left guard and three contests at right guard. Saw action at both tackle positions.

- Against Dallas (9/21), started at left guard and helped block for an offense that produced 448 total yards.
- Against Denver (11/16), started at left guard and helped block for the offense to register a 100-yard rusher and 100-yard receiver.
- Against Oakland (11/30), started at left guard and was a member of an offensive front that helped the offense score 38 points in the first half, which is tied for second-most in franchise history.

2013 (12/9 - St. Louis): Played in 12 games with nine starts. Started three games at right tackle, five at right guard and one at left tackle. Was inactive for four games.

- Against Arizona (9/8), started at right tackle and was a part of an offensive line that helped block for Sam Bradford allowing him to throw for 299 yards and two touchdowns.
- At Indianapolis (11/10), marked his first career start at right guard. Helped block for the Rams' backs to run for 140 yards, the team's third straight 100 yard rushing game.
- Against Chicago (11/24), started at right guard and was a part of an offensive line that helped block for the Rams rushing corps to run for 258 yards, the team's highest single game total of the season.
- Against Tampa Bay (12/22), started at right guard and moved to left tackle for Jake Long who left in the first quarter with an injury. Helped block for two rushing touchdowns.

2012 (10/10 - St. Louis): Started 10 games at left tackle, including the final eight contests of the season. Helped Steven Jackson reach 1,000 yards for the eighth-straight season. Was inactive for six games.

- At San Francisco (11/11), started at left tackle and helped the Rams put up 458 total yards on offense.
- At Arizona (11/25), started at left tackle and helped Steven Jackson notch 139 yards on the ground.
- At Seattle (12/30), started at left tackle and was a part of an offensive line that allowed zero sacks.

2011 (9/9 - St. Louis): Started all nine games he played at left tackle from Weeks 1-10. Placed on injured reserve on Nov. 19 missing the final seven games of the campaign.

2010 (16/16 - St. Louis): Named All-Rookie by Pro Football Weekly and the Pro Football Writers of America. Finished the season as the only NFL rookie to start all of his team's games at left tackle. Allowed only three sacks in 590 pass attempts and was a part of an offensive line that helped Steven Jackson surpass the 1,000-yard mark for a sixth consecutive year.

COLLEGE:

- Started 41 of 42 games at Indiana. Never left the starting lineup after sliding in at left tackle midway through his true freshman campaign. While in the starting lineup the Hoosiers rushed over 100 yards in 29 games. In his last two seasons, registered 171 knockdowns and 20 touchdown-resulting blocks.
- As a senior (2009), named a team captain and started all 12 games at left tackle. Selected second team All-Big Ten by the conference coaches and named honorable mention by the league's media. Anchored an offensive line that allowed just 16 sacks on the season, a total that ranked second in the Big Ten and shared 28th nationally. The front five surrendered one sack per 27.5 pass attempts, which ranked second in the Big Ten. Saffold allowed just one sack on the year. Hoosiers rushed for over 180 yards on four occasions, including 197 yards at No. 23 Michigan and 196 yards against Purdue.
- As a junior (2008), started 10 games at left tackle. Battled a back injury the entire season and missed two games with a knee injury. The Hoosiers broke the 2,000-yard rushing mark (2,003) for the second straight year, the first time since 2000 and 2001 an Indiana team produced back-to-back 2,000-yard rushing seasons. Indiana averaged 4.5 yards per carry and posted 19 rushing scores, its best numbers since 2001. The team rushed for over 250 yards four times with a season-best 297 yards in the season-opening win over Western Kentucky.
- As a sophomore (2007), started all 13 games at left tackle. Helped the Hoosiers average 157.4 yards per game on the ground and 393.8 yards of total offense, the highest averages in each category since 2001. The Hoosiers also set a new school record with 412 points and finished second in school history averaging 31.7 points per game. A key component of an Indiana rushing attack that went over 100 yards nine times and over 200 yards five times.
- As a freshman (2006), played in seven games starting six times. Started at left tackle for six straight contests, beginning with the Hoosiers' game against Wisconsin. In those six starts, the Hoosier running game topped 100 yards five times and averaged 138.5 per contest.
- Graduated in May 2010 with a public affairs management degree from Indiana.

PERSONAL:

- Was a two-way lineman at Bedford (Ohio) High School and was rated a two-star prospect by Rivals.com.
- As a senior, earned first team All-Lake Erie League, All-District and honorable mention All-State honors after recording 18 tackles as a defensive end and notching a 94-percent blocking efficiency on the offensive front. Also played in 2006 Ohio North-South All-Star game.
- Follow Saffold on Twitter at @Rodger_Saffold.
- Follow Saffold on Instagram at @rsaff76.
- Born Rodger P. Saffold III on June 6, 1988 in Bedford, Ohio.

RODGER SAFFOLD'S NFL STATISTICS

REGULAR SEASON

Year	Team	GP	GS
2010	St. Louis Rams	16	16
2011	St. Louis Rams	9	9
2012	St. Louis Rams	10	10
2013	St. Louis Rams	12	9
2014	St. Louis Rams	16	16
2015	St. Louis Rams	5	5
2016	L.A. Rams	15	15
2017	L.A. Rams	15	15
2018	L.A. Rams	16	16
2019	Tennessee	16	16
2020	Tennessee	15	15
2021	Tennessee	7	7
NFL Totals		152	149

PLAYOFFS

Year	Team	GP	GS
2017	L.A. Rams	1	1
2018	L.A. Rams	3	3
2019	Tennessee	3	3
2020	Tennessee	1	1
NFL Totals		8	8

Starts Breakdown:

2010 - LT 16; 2011 - LT 9; 2012 - LT 10; 2013 - RT 3, RG 5, LT 1; 2014 - LG 13, RG 3; 2015 - RG 5; 2016 - LG 12, LT 2, RT 1; 2017 - LG 15 (Playoffs - LG 1); 2018 - LG 16 (Playoffs - LG 3); 2019 - LG 16 (Playoffs - LG 3); 2020 - LG 15 (Playoffs - LG 1); 2021 - LG 7

Additional Career Statistics

Misc. Tackles - 1 (2011), 1 (2013), 2 (2014), 1 (2015), 1 (2016)
Fumble Recoveries - 1 (2012), 1 (2019)



98 JEFFERY SIMMONS

DEFENSIVE TACKLE • 6'4" • 305 LBS • COLLEGE: MISSISSIPPI STATE
ACQUIRED: 1ST ROUND - 2019 • NFL EXPERIENCE (NFL/TITANS): 3/3
HOMETOWN: MACON, MISS.
GAMES PLAYED/GAMES STARTED: 31/29 (PLAYOFFS: 4/1)

C Captain: 2021

PRO: The Titans selected Jeffery Simmons with the 19th overall pick in the 2019 NFL Draft. Simmons began his rookie season on the non-football injury list due to a serious knee injury he suffered during training in February 2019. He missed the first six games of the season but was added to the 53-man roster in Week 7. He played a total of nine games (three starts) during the regular season and all three games in the playoffs. The Mississippi State product enjoyed a strong second campaign for the Titans in 2020 when he finished second on the club with three sacks and 20 quarterback pressures and tied for the NFL lead with three defensive fumble recoveries. The 6-foot-4, 305-pound defensive lineman provides a rare blend of size, power and quickness. He was a first-team All-SEC selection as a sophomore and junior, adding second-team All-American honors as a junior. Following his junior season, he declared for the NFL Draft.

CAREER HIGHLIGHTS:

- In 2020, Simmons started 15 games at defensive tackle for the Titans and tied for the NFL lead with three defensive fumble recoveries. He also ranked second on the team with three sacks and 20 quarterback pressures.
- As a rookie in 2019, Simmons totaled 40 tackles, two sacks, two tackles for loss, 14 quarterback pressures and one pass defended in nine games (seven starts). He added four tackles, three quarterback pressures and a fumble recovery in three playoff contests.
- As a junior in 2018, Simmons was named first team All-SEC and second team All-American after totaling 63 tackles, 17 tackles for loss and two sacks. His 17 tackles for loss led the team, ranked fourth in the SEC and were the third-most in single-season school history.

TITANS TIDBITS:

- During college Simmons was a two-time member of the SEC Academic Honor Roll.
- Simmons' brother, Dylan Bradley, played football at Southern Miss and then spent time with the Minnesota Vikings. His uncle, Jason Hatcher, played 10 total seasons with the Dallas Cowboys and Washington Football Team.
- Away from football, Simmons enjoys fishing and spending time outdoors.

CAREER TRANSACTIONS:

- The Macon, Miss., native was selected by the Titans in the first round (19th overall) of the 2019 NFL Draft.

SEASON RECAPS:

2021 (7/7): Tied for the team lead with 24 quarterback pressures. Tied for third on the squad with 2.5 sacks. Has tied for the team lead in sacks once in 2021 (vs. ARI). Has led or tied for the team lead in quarterback pressures three times in 2021 (at NYJ, at JAX, vs. BUF).

- Against Arizona (9/12), started at defensive tackle and collected five tackles, including a sack and a quarterback pressure. Stuffed Chase Edmonds for no gain on a rush up the middle early in the first stanza. Halted a Cardinals' drive by sacking Kyler Murray for a seven-yard loss on third-and-10 in the third quarter.
- At Seattle (9/19), started at defensive tackle and posted a half sack and two quarterback pressures. Halted a Seahawks' drive by combining with Denico Autry for a seven-yard sack of Russell Wilson on third-and-14 in the second quarter.
- Against Indianapolis (9/26), started at defensive tackle and tallied three tackles, four quarterback pressures and a pass defended. Batted down a pass at the line of scrimmage that was intended for Michael Pittman Jr.

- At N.Y. Jets (10/3), started at defensive tackle and notched four tackles, including a stop for loss. Led the team with seven quarterback pressures. Stonewalled Ty Johnson for a two-yard loss on a rush up the middle late in the third quarter. Stuffed Michael Carter for no gain on a rush off right tackle in the fourth quarter.
- At Jacksonville (10/10), started at defensive tackle and compiled three tackles, including a stop for loss, a team-best four quarterback pressures and a pass defended. Stuffed James Robinson for a one-yard loss on a rush up the middle in the second quarter. Deflected a pass intended for Jamal Agnew in the second stanza.
- Against Buffalo (10/18), started at defensive tackle and registered five tackles, a sack and tied for the team lead with six quarterback pressures. Dropped Josh Allen for a seven-yard sack midway through the fourth quarter. Sealed the victory by stonewalling Allen for no gain on a fourth-and-one quarterback sneak inside the Titans' five-yard line with less than 30 seconds remaining in the game.
- Against Kansas City (10/24), started at defensive tackle and collected two tackles.

2020 (15/15, 1/1): Started 15 games at defensive tackle and finished second on the club with three sacks and 20 quarterback pressures. Tied for the NFL lead with three defensive fumble recoveries in 2020. Registered 49 tackles, including three stops for loss, five passes defended and a forced fumble. Missed one game on the reserve/COVID-19 list. Started the postseason contest at defensive tackle and collected three tackles, including a stop for loss. Led or tied for the team lead in sacks three times in 2020 (at MIN, vs. HOU, at IND). Led or tied for the team lead in quarterback pressures eight times in 2020 (at MIN, vs. HOU, vs. PIT, at CIN, at BAL, at IND, vs. CLE, at GB). Tied for the team lead in passes defended once in 2020 (vs. IND).

- At Denver (9/14), started at defensive tackle and collected four tackles and a fumble recovery. Gave the Titans offense great field position by recovering a Melvin Gordon III fumble that was forced by Kevin Byard at the Broncos' 23-yard line early in the second quarter. Finished off the Titans' goal-line stand in the second quarter by stuffing Jake Butt for no gain on a short pass on fourth down.
- Against Jacksonville (9/20), started at defensive tackle and posted three tackles and a pass defended. Sealed the victory by deflecting a Gardner Minshew II pass that was intercepted by Harold Landry III with 47 seconds remaining in the game.
- At Minnesota (9/27), started at defensive tackle and registered five tackles, including a sack and a team-best five quarterback pressures. Ended a Vikings' drive by dropping Kirk Cousins for a six-yard sack on third-and-eight in the first quarter.
- Against Houston (10/18), started at defensive tackle and produced six tackles, including a sack and two quarterback pressures. Teamed with DaQuan Jones to stuff David Johnson for a one-yard loss on a rush off left tackle in the first quarter. Combined with Rashaan Evans to stuff David Johnson for no gain on a goalline rush in the second quarter. Halted a Texans' drive by dropping Deshaun Watson for a 12-yard sack on third-and-eight in the fourth quarter. Made a critical play by batting down a two-point conversion attempt intended to Randall Cobb that would have made it a two-score game late in the fourth quarter.
- Against Pittsburgh (10/25), started at defensive tackle and registered three tackles, a team-high two quarterback pressures and a pass defended. Pounced on James Conner for a 10-yard loss after Ben Roethlisberger pitched him the ball in the first quarter. Stuffed Conner for no gain on a rush up the middle in the third stanza. Batted a Roethlisberger pass that was then intercepted by Jayon Brown late in the third quarter.

- Against Chicago (11/8), named AFC Defensive Player of the Week after starting at defensive tackle and tallying three tackles, a forced fumble, a fumble recovery and a pass defended. Forced a David Montgomery fumble that was scooped up by Desmond King II and returned 63 yards for a touchdown in the third quarter. Deflected a pass intended for Anthony Miller in the final stanza. Recovered a Miller fumble that was forced by Jayon Brown in the fourth quarter.
- At Indianapolis (11/29), started at defensive tackle and recorded four tackles, a sack, two quarterback pressures and a pass defended. Halted a Colts' drive by dropping Philip Rivers for a six-yard sack on third-and-six in the third quarter. Batted down a pass intended for T.Y. Hilton late in the third stanza. Stuffed Nyheim Hines for no gain on a rush up the middle late in the fourth quarter.
- Against Cleveland (12/6), started at defensive tackle and tallied a career-high seven tackles with a quarterback pressure. Combined with David Long Jr. to stuff Nick Chubb for no gain on a rush off left guard in the first quarter. Teamed with Rashaan Evans to stonewall Kareem Hunt for a one-yard loss on a rush up the middle in the opening stanza. Stopped Hunt for no gain on a rush off right tackle in the second quarter.
- Against Detroit (12/20), started at defensive tackle and produced two tackles, two quarterback pressures and a fumble recovery. Recovered a T.J. Hockenson fumble that was forced by Derick Roberson in the third quarter.
- Against Baltimore (1/10), started at defensive tackle and posted three tackles and a quarterback pressure. Stuffed Lamar Jackson for a one-yard loss on a rush up the middle in the third quarter.

2019 (9/7, 3/0): Played in nine games with seven starts during his rookie campaign and collected 40 tackles, two sacks, 14 quarterback pressures, two tackles for loss and a pass defended. Spent the first six weeks of the season on the non-football injury list. Saw action in all three postseason contests and notched four tackles, three quarterback pressures and a fumble recovery. Led or tied for the team lead in sacks twice (vs. LAC, at OAK). Tied for the team lead in quarterback pressures once (at HOU). Saw action in his first career game and registered his first career sack against the L.A. Chargers (10/20/19). Made his first career start against Tampa Bay (10/27/19).

- Against L.A. Chargers (10/20), made his NFL debut as a reserve at defensive end and posted six tackles, including a sack, a stop for loss and two quarterback pressures. Teamed with Harold Landry to stonewall Melvin Gordon for a one-yard loss on a rush off right tackle in the opening quarter. Collected his first career sack by dropping Philip Rivers for a three-yard loss in the third quarter. Combined with Rashaan Evans to stop Gordon for no gain on first-and-goal during the final goal-line stand.
- Against Tampa Bay (10/27), notched his first career NFL start at defensive end and tallied four tackles and two quarterback pressures. Stonewalled Peyton Barber for no gain on a first-and-goal rush off right guard in the first quarter.
- At Indianapolis (12/1), started at defensive end and posted five tackles and three quarterback pressures. Teamed with Kamalei Correa to stuff Jonathan Williams for a two-yard loss on a rush off left end in the opening quarter.
- At Oakland (12/8), started at defensive end and amassed five tackles, including a sack and a stop for loss. Stuffed DeAndré Washington for a two-yard loss on a rush off left end late in the first quarter. Halted a Raiders' drive by sacking Derek Carr for a four-yard loss on third-and-two in the third quarter.
- Against Houston (12/15), started at defensive end and totaled four tackles, two quarterback pressures and a pass defended. Halted a potential Texans' scoring drive by deflecting a Deshaun Watson pass at the line of scrimmage that was then intercepted by Jayon Brown in the end zone.
- At Houston (12/29), played as a reserve on the defensive front and recorded three tackles and three quarterback pressures.
- At New England (1/4), saw action as a reserve on the defensive front in his first career postseason contest and posted two tackles and a quarterback pressure.
- At Baltimore (1/11), played as a reserve at defensive end and recorded two tackles, a fumble recovery and two quarterback pressures. Set up the Titans' final touchdown by recovering a Lamar Jackson fumble after a Jurrell Casey strip-sack midway through the third quarter.

COLLEGE:

- During a three-year career as a defensive tackle at Mississippi State, Simmons appeared in 38 contests with 28 starts. He finished his career

ranked sixth in school history with 32.5 in tackles for loss. He also tied for sixth in MSU annals with five forced fumbles and tied for fourth with three blocked kicks. His totals also included 163 tackles, seven sacks, seven passes defended and two defensive touchdowns. He was one of two players in the nation to be named a Bednarik Award Semifinalist in both 2017 and 2018.

- As a junior (2018), appeared in 13 games with 12 starts. Led the team and ranked fourth in the SEC with 17 tackles for loss, which made up the third-highest total in school history. Tied for second in the SEC among defensive linemen with 63 total tackles and added a pair of sacks, one forced a fumble and four passes defended. Collected two or more tackles for loss in six different games and had at least one in nine contests. Named a Bednarik Award Semifinalist and won the 2018 Conerly Trophy by the Mississippi Sports Hall of Fame and Museum as the top player in Mississippi. Also named second team All-American (AP, The Athletic) and first team All-SEC (AP, Coaches).
- As a sophomore (2017), started all 13 games and tallied 60 tackles, five sacks, 12 tackles for loss, 41 quarterback pressures, two forced fumbles, two fumble recoveries and one pass defended. With three total blocked kicks and punts, became the first SEC player since 2004 to lead the nation in the category. Named first team All-SEC (AP, Coaches, PFF) and was a Bednarik Award Semifinalist. Added 2017 SEC Academic Honor Roll recognition.
- As a freshman (2016), played in 12 games with three starts at defensive tackle and finished with 40 tackles, 3.5 tackles for loss and four quarterback hurries. Led all SEC freshman and tied for the team lead with two forced fumbles. Became the first MSU defensive lineman to earn Freshman All-SEC honors since Chris Jones in 2013. Named to the SEC First-Year Academic Honor Roll.
- Majored in human development at Mississippi State.

PERSONAL:

- Has a son, Jeffery Jr.
- Attended Noxubee County (Macon, Miss.) High School, where he was named the nation's No. 10 overall player and the No. 2 defensive end by Scout.com. Named a five-star prospect by Rivals.com and Scout.com and a four-star prospect by 247Sports.com and ESPN.com. Named the top-rated player in Mississippi by Rivals.com and 247Sports.com.
- As a high school senior in 2015, helped Noxubee County win its second straight MHSAA Class 4A State Championship with a 12-4 overall record. Finished second on the team with 105 tackles. Led the Tigers with 20.5 tackles for loss, 18.5 sacks, 21 quarterback hurries, three blocked field goals and two blocked punts. Also forced two fumbles, recovered two fumbles, broke up five passes and recorded an interception.
- His mother is Brenda Bradley. He has one brother, Dylan, and two sisters, Brooke and Ashley.
- List of favorites: (movie) "The Blind Side"; (TV show) "Martin"; (song on your pregame playlist) "The Man" by Aloe Blacc; (meal) chicken alfredo; (dessert) Pecan Pie; and (sports team as a child) L.A. Lakers with Kobe Bryant.
- Follow Simmons on Twitter at @grindsimmons94 and on Instagram at @jsimmons_94.
- Born Jeffery Bernard Simmons Jr. on July 28, 1997, in Lasalle, La.

JEFFERY SIMMONS' DEFENSIVE GAME-BY-GAME

2019 Tennessee Titans

Date	Opp	W/L	P/S	Tot Solo	Asst	Sk	- Yds	QBP	TFL	Int-	Yds	-TD	PD	FF	FR-	Yds	SpT
Sept 8	@ Cle	W	NFI														
Sept 15	Ind	L	NFI														
Sept 19	@ Jax	L	NFI														
Sept 29	@ Atl	W	NFI														
Oct 6	Buf	L	NFI														
Oct 13	@ Den	L	NFI														
Oct 20	LAC	W	p	6	5	1	1.0	3.0	2	1	0	0	0	0	0	0	0
Oct 27	TB	W	S	4	3	1	0.0	0.0	2	0	0	0	0	0	0	0	0
Nov 3	@ Car	L	S	4	1	3	0.0	0.0	1	0	0	0	0	0	0	0	0
Nov 10	KC	W	S	3	1	2	0.0	0.0	1	0	0	0	0	0	0	0	0
Nov 24	Jax	W	S	6	3	3	0.0	0.0	0	0	0	0	0	0	0	0	0
Dec 1	@ Ind	W	S	5	3	2	0.0	0.0	3	0	0	0	0	0	0	0	0
Dec 8	@ Oak	W	S	5	4	1	1.0	4.0	0	1	0	0	0	0	0	0	0
Dec 15	Hou	L	S	4	3	1	0.0	0.0	2	0	0	0	1	0	0	0	0
Dec 22	NO	L	IA														
Dec 29	@ Hou	W	p	3	2	1	0.0	0.0	3	0	0	0	0	0	0	0	0
Totals	9-7	9/7		40	25	15	2.0	7.0	14	2	0	0	1	0	0	0	0
Playoffs																	
Jan 4	@ NE	W	p	2	1	1	0.0	0.0	1	0	0	0	0	0	1	0	0
Jan 11	@ Bal	W	p	2	2	0	0.0	0.0	2	0	0	0	0	0	1	0	0
Jan 19	@ KC	L	p	0	0	0	0.0	0.0	0	0	0	0	0	0	0	0	0
Totals	2-1	3/0		4	3	1	0.0	0.0	3	0	0	0	0	0	1	0	0

2020 Tennessee Titans

Date	Opp	W/L	P/S	Tot Solo	Asst	Sk	- Yds	QBP	TFL	Int-	Yds	-TD	PD	FF	FR-	Yds	SpT
Sept 14	@ Den	W	S	4	3	1	0.0	0.0	0	0	0	0	0	0	1	0	0
Sept 20	Jax	W	S	3	0	3	0.0	0.0	0	0	0	0	1	0	0	0	0
Sept 27	@ Min	W	S	5	3	2	1.0	6.0	5	1	0	0	0	0	0	0	0
Oct 13	Buf	W	R/C														
Oct 18	Hou	W	S	6	4	2	1.0	12.0	2	1	0	0	0	0	0	0	0
Oct 25	Pit	L	S	3	1	2	0.0	0.0	2	0	0	0	1	0	0	0	0
Nov 1	@ Cin	L	S	4	2	2	0.0	0.0	1	0	0	0	0	0	0	0	0
Nov 8	Chi	W	S	3	3	0	0.0	0.0	0	0	0	0	1	1	1	0	0
Nov 12	Ind	L	S	2	0	2	0.0	0.0	0	0	0	0	1	0	0	0	0

Nov 22	@ Bal	W	S	3	1	2	0.0	0.0	1	0	0	0	0	0	0	0	0
Nov 29	@ Ind	W	S	4	2	2	1.0	6.0	2	1	0	0	0	1	0	0	0
Dec 6	Cle	L	S	7	3	4	0.0	0.0	1	0	0	0	0	0	0	0	0
Dec 13	@ Jax	W	S	1	1	0	0.0	0.0	1	0	0	0	0	0	0	0	0
Dec 20	Det	W	S	2	0	2	0.0	0.0	2	0	0	0	0	0	0	1	0
Dec 27	@ GB	L	S	2	1	1	0.0	0.0	1	0	0	0	0	0	0	0	0
Jan 3	@ Hou	W	S	0	0	0	0.0	0.0	2	0	0	0	0	0	0	0	0
Totals	11-5	15/15		49	24	25	3.0	24.0	20	3	0	0	0	5	1	3	0

Playoffs

Jan 10	Bal	L	S	3	2	1	0.0	0.0	0	1	0	0	0	0	0	0	0
Totals	0-1	1/1		3	2	1	0.0	0.0	0	1	0	0	0	0	0	0	0

2021 Tennessee Titans

Date	Opp	W/L	P/S	Tot Solo	Asst	Sk	- Yds	QBP	TFL	Int-	Yds	-TD	PD	FF	FR-	Yds	SpT
Sept 12	Ari	L	S	5	5	0	1.0	7.0	1	1	0	0	0	0	0	0	0
Sept 19	@ Sea	W	S	1	0	1	0.5	3.5	2	0	0	0	0	0	0	0	0
Sept 26	Ind	W	S	3	2	1	0.0	0.0	4	0	0	0	0	1	0	0	0
Oct 3	@ NYJ	L	S	4	4	0	0.0	0.0	7	1	0	0	0	0	0	0	0
Oct 10	@ Jax	W	S	3	3	0	0.0	0.0	4	1	0	0	0	1	0	0	0
Oct 18	Buf	W	S	5	3	2	1.0	7.0	6	1	0	0	0	0	0	0	0
Oct 24	KC	W	S	2	1	1	0.0	0.0	0	0	0	0	0	0	0	0	0
Oct 31	@ Ind																
Nov 7	@ LAR																
Nov 14	NO																
Nov 21	Hou																
Nov 28	@ NE																
Dec 12	Jax																
Dec 19	@ Pit																
Dec 23	SF																
Jan 2	Mia																
Jan 9	@ Hou																
Totals	5-2	7/7		23	18	5	2.5	17.5	24	4	0	0	0	2	0	0	0

JEFFERY SIMMONS' NFL STATISTICS

REGULAR SEASON

Year	Team	GP		TACKLES				INTERCEPTIONS					FUMBLES						
		GS	Tot	Solo	Asst	Sk	Yds	QBP	TFL	No	Yds	Lg	TD	PD	FF	FR	Yds	SpT	
2019	Tennessee	9	7	40	25	15	2.0	7.0	14	2	0	0	0	0	1	0	0	0	0
2020	Tennessee	15	15	49	24	25	3.0	24.0	20	3	0	0	0	0	5	1	3	0	0
2021	Tennessee	7	7	23	18	5	2.5	17.5	24	4	0	0	0	0	2	0	0	0	0
NFL Totals		31	29	112	67	45	7.5	48.5	58	9	0	0	0	0	8	1	3	0	0

PLAYOFFS


Year	Team	GP		TACKLES				INTERCEPTIONS					FUMBLES						
		GS	Tot	Solo	Asst	Sk	Yds	QBP	TFL	No	Yds	Lg	TD	PD	FF	FR	Yds	SpT	
2019	Tennessee	3	0	4	3	1	0.0	0.0	3	0	0	0	0	0	0	1	0	0	0
2020	Tennessee	1	1	3	2	1	0.0	0.0	0	1	0	0	0	0	0	0	0	0	0
NFL Totals		4	1	7	5	2	0.0	0.0	3	1	0	0	0	0	0	1	0	0	0

Single-Game Highs

- Tackles - 7 vs. Cleveland (12/6/20)
- Sacks - **1 (Seven times, last vs. Buffalo 10/18/21)**
- Quarterback Pressures - **7 at N.Y. Jets (10/3/21)**
- Tackles For Loss - **1 (Nine times, last vs. Buffalo 10/18/21)**
- Fumble Recovery - 1 (Three times, last vs. Detroit 12/20/20)
- Fumble Recovery - 1 vs. Chicago (11/8/20)
- Passes Defensed - **1 (Eight times, last at Jacksonville 10/10/21)**

Playoff Single-Game Highs

- Tackles - 3 vs. Baltimore (1/10/21)
- Quarterback Pressures - 2 at Baltimore (1/11/20)
- Fumble Recovery - 1 at Baltimore (1/11/20)



59 JOHN SIMON

OUTSIDE LINEBACKER • 6'2" • 260 LBS • COLLEGE: OHIO STATE

ACQUIRED: FREE AGENT - 2021

NFL EXPERIENCE (NFL/TITANS): 9/1 • HOMETOWN: YOUNGSTOWN, OHIO

GAMES PLAYED/GAMES STARTED: 98/52 (PLAYOFFS: 5/2)



Super Bowl: 2018

PRO: The Titans signed veteran John Simon prior to the 2021 training camp to add more experience to their outside linebacker room. The 6-foot-2-inch, 260-pounder arrived in Tennessee having collected 264 tackles and 21 sacks in eight seasons (2013-20) with the Baltimore Ravens, Houston Texans, Indianapolis Colts and New England Patriots. The Ohio State product is reunited with Titans head coach Mike Vrabel having been coached by him with the Texans and the Buckeyes.

CAREER HIGHLIGHTS:

- In 2020, Simon started all 16 games with the Patriots for the first time in his career and amassed 53 tackles, two sacks and three passes defended.
- In 2018, Simon helped the Patriots capture Super Bowl LIII after playing in 11 games and notching 17 tackles and two sacks.
- In 2015, Simon appeared in all 16 games for the Texans and tallied 49 tackles, a career-high five sacks and seven tackles and a fumble recovery on special teams.

TITANS TIDBITS:

- At Ohio State, Simon was named 2012 Big Ten Defensive Player of the Year after leading the league with a career-high nine sacks and adding 14.5 tackles for loss.

CAREER TRANSACTIONS:

- The Youngstown, Ohio, native was originally selected by the Baltimore Ravens in the fourth round (129th overall) of the 2013 NFL Draft.
- Waived by the Ravens on Aug. 30, 2014 and signed to the team's practice squad a day later.
- Signed by the Houston Texans to their active roster from the Ravens' practice squad on Oct. 7, 2014.
- Signed by the Indianapolis Colts as an unrestricted free agent on March 10, 2017.
- Released by the Colts on Sept. 1, 2018.
- Signed by the New England Patriots as a free agent on Sept. 26, 2018.
- Signed by the Titans as a free agent on July 25, 2021.
- Waived by the Titans on Aug. 29, 2021.
- Signed by the Titans to the team's practice squad on Oct. 5, 2021.
- Signed by the Titans to the team's active roster from their practice squad on Oct. 9, 2021.

SEASON RECAPS:

2021 (1/0 - Tennessee)

- At Jacksonville (10/10), made his Titans debut as a reserve at outside linebacker and compiled three tackles with a quarterback pressure.
- Against Buffalo (10/18), was inactive.
- Against Kansas City (10/24), was inactive.

2020 (16/16 - New England): Started all 16 games for the first time in his career and totaled 53 tackles, two sacks and three passes defended.

- At Seattle (9/20), started at defensive end and posted a team and season-high eight tackles.
- Against Denver (10/18), made four total tackles and notched his first sack of the season, a 13-yard loss of Drew Lock in the second quarter.
- Against Baltimore (11/5), started and played a key role in limiting the Ravens' offensive attack in the win. Tallied five tackles, a sack and batted down a pass on the Ravens' opening drive that helped force a punt.
- Against Arizona (11/29), started and made four total tackles as part of a Week 12 win. Was key in limiting Arizona to 298 net yards after they entered the game with the NFL's top-ranked offense, averaging 414.3-yards per game.

2019 (16/12, 1/1 - New England): Played all 16 games with 12 starts and totaled 43 tackles, four sacks, an interception, four passes defended and a forced fumble as part of a defense that finished No. 1 in the NFL in total defense (275.9 yards per game) and scoring defense (14.1 points allowed per game). Also made one special teams tackle.

- At Miami (9/15), contributed in a reserve role on defense and finished with one tackle while adding a sack and a pass defended in the victory.
- At Buffalo (9/29), started and contributed with five tackles, a pass defended and a sack of Josh Allen for a five-yard loss in the win.
- Against N.Y. Giants (10/10), started and posted two tackles, a pass defended and an interception in the win.
- At N.Y. Jets (10/21), played as a key reserve, recording three tackles, a sack and a forced fumble in the win.
- Against Buffalo (12/21), registered three tackles with a sack in the win.
- Against Tennessee (1/4), started along the defensive line and registered five tackles in the AFC Wild Card playoff contest.

2018 (11/2, 3/1 - New England): Joined the Patriots in late September and appeared in 11 games with two starts on the defensive line. Notched 17 tackles and two sacks. Was inactive for two contests. Contributed in all three postseason contests with one start and finished with four tackles and a half sack.

- Against Miami (9/30), made his first appearance as a Patriot after being signed earlier in the week and contributed on defense with five total tackles, including a 10-yard sack of Ryan Tannehill in the fourth quarter of the win.
- At Buffalo (10/29), made his first start as a Patriot after missing two games due to injury and contributed with two tackles during the victory.
- At Miami (12/9), contributed in a reserve role on defense, making one tackle and adding a fourth-quarter sack of Ryan Tannehill for an eight-yard loss.
- Against L.A. Chargers (1/13), made two tackles in a reserve role on defense in the AFC Divisional Playoff win.
- At Kansas City (1/20), sacked Patrick Mahomes in the AFC Championship Game victory.
- Against L.A. Rams (2/3), contributed in a reserve role on defense and added one pass defended in the Super Bowl LIII victory.

2017 (9/9 - Indianapolis): Started nine games in his only season with the Colts and recorded 27 tackles, three sacks and an interception returned for a touchdown. Was inactive for three games. Placed on injured reserve on Dec. 5 missing the final four contests.

- Against Arizona (9/17), started at defensive end recorded five tackles and a sack.
- Against Cleveland (9/24), notched a sack for the second consecutive game in the win.
- At Tennessee (10/16), tallied a season-high 11 total tackles, including a sack and returned an interception for a touchdown.

2016 (11/5, 0/0 - Houston): Played in 11 games with five starts and notched a then career-high 51 tackles, two passes defended, 3.5 sacks and four tackles for loss. Was inactive for five regular season games and both postseason contests.

- Against Chicago (9/11), started at defensive end and made six tackles, including a sack.
- Against Kansas City (9/18), recorded 1.5 sacks and six total tackles in the win.
- Against Indianapolis (10/16), notched a season-high nine tackles.
- At Jacksonville (11/13), posted a sack, six tackles and two tackles for

JOHN SIMON'S NFL STATISTICS

REGULAR SEASON				TACKLES							INTERCEPTIONS					FUMBLES				
Year	Team	GP	GS	Tot	Solo	Asst	Sk	Yds	QBP	TFL	No	Yds	Lg	TD	PD	FF	FR	Yds	SpT	
2013	Baltimore	7	0	0	0	0	0.0	0.0	0	0	0	0	0	0	0	0	0	0	0	4
2014	Houston	11	0	9	4	5	1.5	5.0	6	2	0	0	0	0	1	0	0	0	0	3
2015	Houston	16	8	49	36	13	5.0	28.0	11	3	0	0	0	0	0	0	1	0	0	3
2016	Houston	11	5	51	32	19	3.5	19.0	10	4	0	0	0	0	2	1	0	0	0	0
2017	Indianapolis	9	9	42	27	15	3.0	15.0	12	7	1	26	26t	1	1	0	0	0	0	1
2018	New England	11	2	17	8	9	2.0	18.0	3	2	0	0	0	0	0	0	0	0	0	0
2019	New England	16	12	43	28	15	4.0	24.0	7	3	1	6	6	0	4	1	0	0	0	1
2020	New England	16	16	53	34	19	2.0	13.0	4	4	0	0	0	0	3	0	0	0	0	0
2021	Tennessee	1	0	3	2	1	0.0	0.0	1	0	0	0	0	0	0	0	0	0	0	0
NFL Totals		98	52	267	171	96	21.0	122.0	54	25	2	32	26t	1	11	2	1	0	12	

PLAYOFFS				TACKLES							INTERCEPTIONS					FUMBLES				
Year	Team	GP	GS	Tot	Solo	Asst	Sk	Yds	QBP	TFL	No	Yds	Lg	TD	PD	FF	FR	Yds	SpT	
2015	Houston	1	0	8	5	3	0.0	0.0	0	1	0	0	0	0	0	0	0	0	0	0
2018	New England	3	1	4	1	3	0.5	1.5	1	1	0	0	0	0	1	0	0	0	0	0
2019	New England	1	1	5	4	1	0.0	0.0	1	1	0	0	0	0	0	0	0	0	0	0
Playoff Totals		5	2	17	10	7	0.5	1.5	2	3	0	0	0	0	1	0	0	0	0	0

Single-Game Highs


Tackles - 11 at Tennessee (10/16/17)
 Sacks - 1.5 vs. Kansas City (9/18/16)
 Interceptions - 1 (Twice, last vs. N.Y. Giants 10/10/19)
 Interception Long - 26t at Tennessee (10/16/17)
 Passes Defensed - 1 (11 times, last at Houston 11/22/20)
 Forced Fumbles - 1 (Twice, last at N.Y. Jets 10/21/19)
 Fumble Recoveries - 1 vs. New England (12/13/15)

Playoff Single-Game Highs

Tackles - 8 vs. Kansas City (1/9/16)
 Sacks - 0.5 at Kansas City (1/20/19)
 Passes Defensed - 1 vs. L.A. Rams (2/3/19)

Additional Statistics

Touchdowns - 1 (26-yard interception return at Tennessee, 10/16/17)



87 GEOFF SWAIM

TIGHT END • 6'4" • 260 LBS • COLLEGE: TEXAS

ACQUIRED: FREE AGENT - 2020 • NFL EXPERIENCE (NFL/TITANS): 7/2

HOMETOWN: CHICO, CALIF.

GAMES PLAYED/GAMES STARTED: 60/35 (PLAYOFFS: 1/1)

PRO: The Titans signed Geoff Swaim as a free agent during the 2020 training camp to add competition and experience to the tight end room. The 6-foot-4-inch, 260-pounder is known for his toughness and physicality at the line of scrimmage. He was originally drafted by the Dallas Cowboys in the seventh round (246th overall) of the 2015 NFL Draft. Swaim appeared in 37 games with 18 starts and caught 35 passes for 336 yards and one touchdown in his four seasons with the Cowboys. The Chico, Calif., native spent the 2019 season with the Jacksonville Jaguars and totaled 13 catches for 65 yards before being placed on injured reserve.

CAREER HIGHLIGHTS:

- In 2020, Swaim saw action in 10 games with eight starts for the Titans and hauled in nine receptions for 83 yards with a score. He also helped open holes for Derrick Henry to become the eighth player in NFL history to eclipse 2,000 rushing yards in a season.
- In 2018, Swaim set career marks in receptions (26), receiving yards (242) and receiving touchdowns (1).

TITANS TIDBITS:

- Swaim's brother, Mycal, played safety at Eastern Michigan. Mycal signed as a rookie free agent with the Tampa Bay Buccaneers following the 2014 NFL Draft.

CAREER TRANSACTIONS:

- The Chico, Calif., native was selected by the Dallas Cowboys in the seventh round (246th overall) of the 2015 NFL Draft.
- Signed by the Jacksonville Jaguars as a free agent on May 15, 2019.
- Released by the Jaguars on March 17, 2020.
- Signed by the Titans as a free agent on Aug. 19, 2020.

SEASON RECAPS:

2021 (7/7 - Tennessee):

- Against Arizona (9/12), started at tight end.
- At Seattle (9/19), started at tight end and hauled in two receptions for 10 yards.
- Against Indianapolis (9/26), started at tight end and caught three passes for 27 yards. Snared a 26-yard reception in the second quarter.
- At N.Y. Jets (10/3), started at tight end.
- At Jacksonville (10/10), started at tight end.
- Against Buffalo (10/18), started at tight end and snared one pass for eight yards.
- Against Kansas City (10/24), started at tight end and caught one pass for eight yards.

2020 (10/8, 1/1 - Tennessee): Played in 10 games with eight starts at tight end in his first season with the Titans and caught nine passes for 83 yards with a touchdown. Was inactive for six games. Started the postseason contest at tight end and snared one reception for five yards. Tied the team lead in special teams tackles once in 2020 (vs. HOU).

- Against Buffalo (10/13), started at tight end in his Titans debut and helped open holes for Titans' rushers to gain 139 yards on the ground.
- Against Houston (10/18), saw significant action as a reserve at tight end and caught two passes for 10 yards. Posted a special teams tackle on coverage units.

- At Baltimore (11/22), started at tight end and hauled in one reception for nine yards.

- At Indianapolis (11/29), started at tight end and caught three passes for 30 yards. Helped block for Titans' rushers to gain 229 yards on 45 carries. Extended the Titans' opening touchdown drive with an eight-yard catch to the Colts' 12-yard line on third-and-one in the first quarter.

- At Jacksonville (12/13), started at tight end and caught three passes for 34 yards with a touchdown. Helped open holes for Titans' rushers to gain 249 yards on the ground, including a 215-yard performance by Derrick Henry. Got open in the end zone for a five-yard touchdown catch and a 24-3 advantage early in the third quarter. Set up the Titans final touchdown with a 16-yard catch down to the Jaguars' one-yard line in the third stanza.

- At Houston (1/3), started at tight end and blocked for Derrick Henry to gain a franchise-record 250 rushing yards in the Titans' division-clinching victory and in the process become the eighth player in NFL history to eclipse 2,000 rushing yards in a season.

- Against Baltimore (1/10), started at tight end and caught one pass for five yards in his postseason debut.

2019 (6/2 - Jacksonville): Saw action in six games with two starts and caught 13 passes for 65 yards before being placed on injured reserve on Oct. 22, 2019.

- Against Kansas City (9/8), made four receptions for 17 yards.

2018 (9/9 - Dallas): Started nine games and tallied career-highs with 26 catches for 242 yards and one touchdown. Placed on injured reserve on Dec. 22, 2018.

- At Seattle (9/23), made a career-high five receptions for 47 yards.

- Against Detroit (9/30), caught three passes for 39 yards and his first career touchdown.

- At Houston (10/7), totaled a career-high 55 receiving yards on three catches, including a career-long 43-yard reception.

2017 (15/2 - Dallas): Played in 15 games and made two starts. Caught two passes for 25 yards.

2016 (9/6 - Dallas): Saw action in nine games with six starts and made six catches for 69 yards. Placed on injured reserve on Nov. 16, 2016.

- Against N.Y. Giants (9/11), caught one pass for 21 yards.

- At Washington (9/18), made two catches for 29 yards.

2015 (4/0 - Dallas): Appeared in four games and totaled one reception for no gain.

COLLEGE:

- In two seasons at Texas (2013-14), Swaim played in 26 games with 22 starts and totaled 13 catches for 84 yards and one touchdown. Transferred to Texas from Butte College (Calif.) where he played two seasons.

- As a senior (2014), started all 13 games for the Longhorns and totaled 10 receptions for 60 yards and one touchdown.

- As a junior (2013), played in all 13 games with nine starts at Texas and posted three catches for 14 yards. Earned honorable mention All-Big 12 recognition by the league's coaches.

- Transferred to Texas from Butte College (Calif.) where he helped Butte to back-to-back bowl wins and the 2012 Nor Cal Conference Championship.
- Majored in corporate communications at Texas.
- Born Geoff Swaim on Sept. 16, 1993 in Chico, Calif.

PERSONAL:

- Attended Pleasant Valley (Calif.) High School where he earned an all-city selection and all-league honors at linebacker after totaling 124 tackles, six sacks and one interception as a senior.
- Also played basketball.
- Son of Casey and Kathy Swaim.
- Has three siblings.

GEOFF SWAIM'S GAME-BY-GAME

2015 Dallas Cowboys				RECEIVING				
Date	Opp.	W/L	P/S	No	Yds	Avg	Lg	TD
Sept 13	NYG	W	IA					
Sept 20	@ Phi	W	p	1	0	0.0	0	0
Sept 27	Atl	L	IA					
Oct 4	@ NO	L	IA					
Oct 11	NE	L	S	0	0	-	0	0
Oct 25	@ NYG	L	IA					
Nov 1	Sea	L	IA					
Nov 8	Phi	L	IA					
Nov 15	@ TB	L	IA					
Nov 22	@ Mia	W	IA					
Nov 26	Car	L	IA					
Dec 7	@ Was	W	IA					
Dec 13	@ GB	L	IA					
Dec 19	NYJ	L	IA					
Dec 27	@ Buf	L	p	0	0	-	0	0
Jan 1	Was	L	p	0	0	-	0	0
Totals		4-12	4/1	1	0	-	0	0

2016 Dallas Cowboys				RECEIVING				
Date	Opp.	W/L	P/S	No	Yds	Avg	Lg	TD
Sept 11	NYG	L	S	1	21	21.0	21	0
Sept 18	@ Was	W	p	2	29	14.5	28	0
Sept 25	Chi	W	S	0	0	-	0	0
Oct 2	@ SF	W	p	0	0	-	0	0
Oct 9	Cin	W	S	0	0	-	0	0
Oct 16	@ GB	W	S	0	0	-	0	0
Oct 30	Phi	W	p	1	8	8.0	8	0
Nov 6	@ Cle	W	S	2	11	5.5	8	0
Nov 13	@ Pit	W	S	0	0	-	0	0
Placed on injured reserve on Nov. 16, 2016.								
Totals		8-1	9/6	6	69	11.5	28	0

2017 Dallas Cowboys				RECEIVING				
Date	Opp.	W/L	P/S	No	Yds	Avg	Lg	TD
Sept 10	NYG	W	p	0	0	-	0	0
Sept 17	@ Den	L	p	0	0	-	0	0
Sept 25	@ Ari	W	p	0	0	-	0	0
Oct 1	LAR	L	p	0	0	-	0	0
Oct 8	GB	L	p	0	0	-	0	0
Oct 22	@ SF	W	p	1	7	7.0	7	0
Oct 29	@ Was	W	p	1	18	18.0	18	0
Nov 5	KC	W	p	0	0	-	0	0
Nov 12	@ Atl	L	IA					
Nov 19	Phi	L	p	0	0	-	0	0
Nov 23	LAC	L	p	0	0	-	0	0
Nov 30	Was	W	p	0	0	-	0	0
Dec 10	@ NYG	W	p	0	0	-	0	0
Dec 17	@ Oak	W	S	0	0	-	0	0
Dec 24	Sea	L	p	0	0	-	0	0
Dec 31	@ Phi	W	S	0	0	-	0	0
Totals		9-7	15/2	2	25	12.5	18	0

2018 Dallas Cowboys				RECEIVING				
Date	Opp.	W/L	P/S	No	Yds	Avg	Lg	TD
Sept 9	@ Car	L		3	18	6.0	11	0
Sept 16	NYG	W		0	0	-	-	0
Sept 23	@ Sea	L		5	47	9.4	20	0
Sept 30	Det	W		3	39	13.0	31	1
Oct 7	@ Hou	L		3	55	18.3	43	0
Oct 14	Jax	W		2	21	10.5	1	0
Oct 21	@ Was	L		3	25	8.3	17	0
Nov 5	Ten	L	IA					
Nov 11	@ Phi	W		3	13	4.3	7	0
Nov 18	@ Atl	W		4	24	6.0	12	0
Placed on injured reserve on Dec. 22, 2016.								
Totals		5-5	15/2	26	242	9.3	43	1

2019 Jacksonville Jaguars				RECEIVING				
Date	Opp.	W/L	P/S	No	Yds	Avg	Lg	TD
Sept 8	KC	L	p	4	17	4.3	5	0
Sept 15	@ Hou	L	p	3	14	4.7	9	0
Sept 19	Ten	W	p	1	8	8.0	8	0
Sept 29	@ Den	W	S	3	17	5.7	9	0
Oct 6	@ Car	L	p	1	4	4.0	4	0
Oct 13	NO	L	S	1	5	5.0	5	0
Oct 20	@ Cin	W	IA					
Placed on injured reserve on Oct. 22, 2019.								
Totals		3-4	6/2	13	65	5.0	9	0

2020 Tennessee Titans				RECEIVING				
Date	Opp.	W/L	P/S	No	Yds	Avg	Lg	TD
Sept 14	@ Den	W	IA					
Sept 20	Jax	W	IA					
Sept 27	@ Min	W	IA					
Oct 13	Buf	W	S	0	0	-	0	0
Oct 18	Hou	W	p	2	10	5.0	8	0
Oct 25	Pit	L	p	0	0	-	0	0
Nov 1	@ Cin	L	IA					
Nov 8	Chi	W	IA					
Nov 12	Ind	L	S	0	0	-	0	0
Nov 22	@ Bal	W	S	1	9	9.0	9	0
Nov 29	@ Ind	W	S	3	30	10.0	12	0
Dec 6	Cle	L	S	0	0	-	0	0
Dec 13	@ Jax	W	S	3	34	11.3	16	1
Dec 20	Det	W	IA					
Dec 27	@ GB	L	S	0	0	-	0	0
Jan 3	@ Hou	W	S	0	0	-	0	0
Totals		11-5	10/8	9	83	9.2	16	1
Playoffs								
Jan 10	Bal	L	S	1	5	5.0	5	0
Totals		0-1	1/1	1	5	5.0	5	0

2021 Tennessee Titans				RECEIVING				
Date	Opp.	W/L	P/S	No	Yds	Avg	Lg	TD
Sept 12	Ari	L	S	0	0	-	0	0
Sept 19	@ Sea	W	S	2	10	5.0	5	0
Sept 26	Ind	W	S	3	27	9.0	26	0
Oct 3	@ NYJ	L	S	0	0	-	0	0
Oct 10	@ Jax	W	S	0	0	-	0	0
Oct 18	Buf	W	S	1	8	8.0	8	0
Oct 24	KC	W	S	1	8	8.0	8	0
Oct 31	@ Ind							
Nov 7	@ LAR							
Nov 14	NO							
Nov 21	Hou							
Nov 28	@ NE							
Dec 12	Jax							
Dec 19	@ Pit							
Dec 23	SF							
Jan 2	Mia							
Jan 9	@ Hou							
Totals		5-2	7/7	7	53	7.6	26	0

GEOFF SWAIM'S NFL STATISTICS

REGULAR SEASON

Year	Team	REGULAR SEASON		RECEIVING					RUSHING				
		GP	GS	No	Yds	Avg	Lg	TD	Att	Yds	Avg	Lg	TD
2015	Dallas	4	1	1	0	0.0	0	0	0	0	-	0	0
2016	Dallas	9	6	6	69	11.5	28	0	0	0	-	0	0
2017	Dallas	15	2	2	25	12.5	18	0	0	0	-	0	0
2018	Dallas	9	9	26	242	9.3	43	1	0	0	-	0	0
2019	Jacksonville	6	2	13	65	5.0	9	0	0	0	-	0	0
2020	Tennessee	10	8	9	83	9.2	16	1	0	0	-	0	0
2021	Tennessee	7	7	7	53	7.6	26	0	0	0	-	0	0
NFL Totals		60	35	64	537	8.4	43	2	0	0	-	0	0

PLAYOFFS

Year	Team	PLAYOFFS		RECEIVING					RUSHING				
		GP	GS	No	Yds	Avg	Lg	TD	Att	Yds	Avg	Lg	TD
2020	Tennessee	1	1	1	5	5.0	5	0	0	0	-	0	0
NFL Totals		1	1	1	5	5.0	5	0	0	0	-	0	0

Single-Game Highs

Receptions - 5 at Seattle (9/23/18)
 Receiving Yards - 55 at Houston (10/7/18)
 Long Reception - 43 at Houston (10/7/18)
 Touchdowns - 1 (Twice, last at Jacksonville 12/13/20)

Playoff Single-Game Highs

Receptions - 1 vs. Baltimore (1/10/21)
 Receiving Yards - 5 vs. Baltimore (1/10/21)
 Long Reception - 5 vs. Baltimore (1/10/21)

Additional Statistics

Special Teams Tackles - 1 (2020)
 Misc Tackles - **1 (2021)**



17 RYAN TANNEHILL

QUARTERBACK • 6'4" • 217 LBS • COLLEGE: TEXAS A&M

ACQUIRED: TRADE (MIA) - 2019

NFL EXPERIENCE (NFL/TITANS): 10/3 • HOMETOWN: BIG SPRING, TEXAS

GAMES PLAYED/GAMES STARTED: 123/121 (PLAYOFFS: 4/4)



Pro Bowl: 2019



Captain: 2020, 2021

PRO: The Titans traded for Ryan Tannehill in the 2019 offseason, bringing an experienced, veteran leader to the team. He took control as the team's starting quarterback by midseason and subsequently led the Titans to the playoffs and an AFC championship game appearance. In the process, he set single-season franchise records and led the NFL with a 117.5 passer rating and a passing average of 9.6 yards per attempt. His play led to his first career Pro Bowl appearance. He was rewarded with a multi-year contract extension in March 2020. Tannehill excelled again in his second season with the club, registering a career-best 33 touchdown passes while leading the Titans to a second consecutive postseason appearance. Tannehill spent his first seven seasons as a member of the Miami Dolphins after being selected in the first round of the 2012 NFL Draft. He started 88 games over six seasons in South Florida and accumulated 20,434 passing yards and 123 touchdown passes. The Texas A&M product has also shown mobility as a signal caller, having rushed for 1,661 career yards and 17 touchdowns through 2020.

CAREER HIGHLIGHTS:

- In 2020, Tannehill finished fifth in the NFL with a 106.5 passer rating and tied for seventh in the NFL with a career-high 33 touchdown tosses. He passed for 3,819 yards and rushed for 266 yards with a career-high seven rushing touchdowns. In the process, he set a franchise record with 40 combined touchdowns in a season.
- In his first season in Tennessee, Tannehill led the Titans to a 9-4 combined record as a starter in the regular season and playoffs and won the NFL Comeback Player of the Year Award. He earned his first Pro Bowl invitation after leading the NFL in passer rating (117.5) and passing average (9.6 yards per attempt) and ranking third in completion percentage (70.3). He set club records in all three categories.
- He was named AFC Offensive Player of the Month for December 2019 after completing 90 of 132 passes for 1,322 yards with 12 touchdowns and two interceptions. His passer rating for the calendar month was 124.6, which led the AFC.
- Tannehill made his first career playoff appearance at the conclusion of the 2019 campaign and helped lead the Titans to a wild card win at New England and a divisional round victory at Baltimore.
- During his seven seasons (2012-18) in Miami, Tannehill passed for at least 3,000 yards four times and more than 4,000 yards twice. He totaled 16 career 300-yard passing games, which is the second-most in Dolphins history.
- Tannehill engineered 17 career fourth-quarter comebacks during the first eight seasons of his career.
- In 2015, Tannehill posted 4,208 passing yards with 24 touchdowns and set a then-NFL record with 25 consecutive completions. His 4,208 passing yards was the fifth-highest single-season total in Dolphins history and most by a Dolphins quarterback other than Dan Marino.
- In 2014, Tannehill passed for 4,045 yards with 27 touchdowns for a 92.8 passer rating. He registered a career-best 311 rushing yards with a touchdown. His 392 completions were the most in Dolphins history.

TITANS TIDBITS:

- Ryan founded the Tannehill's A.C.E.S. (Achieving Community Educations Success) program with wife, Lauren, which consisted of 17 sophomores from American Senior High School and is focused on awarding scholarships to the participating students who strive for good grades and took on an active role in their community by hosting monthly events to reward the students and help them give back to the community.
- Ryan's father, Tim, played wide receiver at Texas Tech from 1985-87.

CAREER TRANSACTIONS:

- The Big Spring, Texas, native was originally selected by the Miami Dolphins in the first round (eighth overall) of the 2012 NFL Draft.
- Traded by the Dolphins to the Titans along with a 2019 sixth-round pick for a 2019 seventh-round draft pick and a 2020 fourth-round draft choice on March 15, 2019.

SEASON RECAPS:

- **2021 (7/7 - Tennessee):** Has engineered 24 career game-winning drives (including the playoffs), defined as when the team trailed or was tied in the fourth quarter or overtime, including two in 2021 (at SEA, vs. BUF). Has registered 23 career games with at least 300 passing yards, including one in 2021 (at SEA). Has posted 42 career games with a 100.0 or better passer rating, including two in 2021 (vs. JAX, vs. KC).
- Against Arizona (9/12), completed 21 of 35 passes for 212 yards with one touchdown and one interception. Rushed twice for 17 yards with a touchdown. Kickstarted the Titans' opening touchdown drive with a 39-yard connection to Chester Rogers on a flea-flicker in the second quarter. Set up the Titans' first touchdown with a 10-yard pass to Nick Westbrook-Ikhine down to the Cardinals' one-yard line on third-and-10 in the second quarter. Cut the Cardinals lead to 17-6 with a one-yard touchdown run on third-and-goal. He became the first quarterback in franchise history to rush for at least one touchdown in four consecutive contests. Found A.J. Brown in the end zone for a 13-yard touchdown strike early in the third quarter. With a streak that dates back to the end of the 2020 campaign, he became the first player for the franchise and only the third NFL player since 1970 to register four consecutive games with at least one touchdown pass and at least one rushing touchdown.
- At Seattle (9/19), completed 27 of 40 passes for 347 yards for a 94.5 passer rating. Rushed four times for 27 yards. Recorded his 23rd career game-winning drive. It was his 10th game-winning drive since joining the Titans in 2019, which leads all NFL quarterbacks during the past three seasons. Kept the Titans' initial scoring drive alive with a pair of third-down conversions: a 14-yard pass to Tommy Hudson on third-and-three and a 17-yard connection with Julio Jones on third-and-five. Kickstarted the Titans' second scoring drive with a 51-yard bomb to Jones to the Seattle 25-yard line in the second stanza.
- Against Indianapolis (9/26), connected on 18 of 27 passes for 197 yards with three touchdowns and two interceptions for a 94.2 passer rating. Tied a career-high with 56 rushing yards on five carries. Kept the Titans' opening touchdown drive alive with a 17-yard scamper on third-and-three in the first quarter. Extended the opening touchdown drive with a 15-yard connection to Julio Jones on fourth-and-four in the first stanza. Gave the Titans an early 7-0 lead with a six-yard touchdown strike to Chester Rogers on third-and-goal. Found Nick Westbrook-Ikhine for an 18-yard touchdown pass and a 14-7 lead in the second quarter. Increased the Titans' advantage to 22-13 with a 10-yard touchdown toss to Jeremy McNichols on third-and-goal early in the fourth quarter. Kept the Titans' final scoring drive alive with a seven-yard pass to MyCole Pruitt on third-and-four in the final quarter.
- At N.Y. Jets (10/3), completed 30 of 49 passes for 298 yards with a touchdown. Rushed three times for nine yards. Kept the Titans' first scoring drive alive with a pair of third-down conversions: a 27-yard swing pass to Jeremy McNichols on third-and-21 and a two-yard sneak on third-and-one in the first stanza. Extended the Titans' second scoring drive with an 11-yard connection to Josh Reynolds on third-and-four late in the first quarter. Evened the score at 24-24 with a two-yard touchdown strike to Cameron Batson with 16 seconds remaining in the fourth quarter.
- At Jacksonville (10/10), connected on 14 of 22 passes for 197 yards with

a touchdown pass for a 107.6 passer rating. Rushed three times for 21 yards. Extended the Titans' initial touchdown drive with a pair of third-down conversions: a 25-yard pass to Jeremy McNichols on third-and-six and a 10-yard connection to Marcus Johnson on third-and-10 in the first quarter. Increased the Titans' advantage to 21-13 with a 14-yard touchdown toss to MyCole Pruitt in the second quarter. Kept the Titans' third-quarter touchdown drive alive with a pair of third-down conversions: a 20-yard pass to Johnson on third-and-four and a six-yard pass to A.J. Brown on third-and-four.

- Against Buffalo (10/18), completed 18 of 29 passes for 216 yards with an interception. Rushed for a touchdown. In the second half, connected on 14 of 17 passes for 145 yards with no interceptions (102.2 passer rating). Extended the Titans' second scoring drive with a 48-yard pass to Julio Jones on third-and-eight in the second quarter. Gave the Titans a 17-13 lead with a four-yard touchdown scamper in the second quarter. Kept the Titans' third-quarter touchdown drive alive with a 14-yard pass to A.J. Brown on fourth-and-two. Converted a key third-and-five with a 13-yard strike to Brown during a Titans' scoring drive early in the fourth quarter. Completed all five of his pass attempts for 58 total yards during the go-ahead drive in the fourth quarter. Found Nick Westbrook-Ikhine for an eight-yard grab on third-and-six during the Titans' game-winning touchdown drive.

- Against Kansas City (10/24), completed 21 of 27 passes for 270 yards with a touchdown and an interception for a 105.2 passer rating. Rushed twice for six yards with a score. Registered his second game of 2021 and his 12th career game in which he had at least one passing touchdown and at least one rushing touchdown. Extended the Titans' second touchdown drive with a 10-yard pass to Jeremy McNichols on third-and-nine in the opening quarter. Set up the Titans' second touchdown with a 46-yard bomb to A.J. Brown down the left sideline. Increased the Titans' lead to 14-0 with 24-yard touchdown strike to Brown on third-and-seven late in the first stanza. Kept a Titans' scoring drive alive with a four-yard run on third-and-four early in the second quarter. Gave the Titans a 24-0 advantage with a two-yard touchdown run in the second quarter.

2020 (16/16, 1/1 - Tennessee): Started all 16 games at quarterback and finished fifth in the NFL with a 106.5 passer rating and tied for seventh in the NFL with a career-high 33 touchdown passes. Completed 315 of 481 passes for 3,819 yards. Rushed 43 times for 266 yards and set a career-high with seven rushing touchdowns. Set a franchise record with 40 combined touchdowns (33 passing and seven rushing) in a season. With 3,819 passing yards in 2020, he moved into third place on the franchise single-season passing list. Started the postseason contest and completed 18 of 26 passes for 165 yards with a touchdown. Has registered 22 career games with three or more touchdown passes, including five in 2020 (vs. JAX, vs. BUF, vs. HOU, vs. CLE, vs. DET). Became the third player in franchise history to pass for 30 touchdowns in a season. Set a franchise record with his fifth consecutive game with a passer rating of at least 100.0 (11/22-12/20), breaking the record he established in 2019.

- Against Jacksonville (9/20), made his 100th career regular season start at quarterback and completed 18 of 24 passes for 239 yards with a career-high tying four touchdown passes for a 145.7 passer rating. Marked his second-highest career passer rating in a game with a minimum of 20 attempts. Rushed four times for 12 yards. Opened the game with a 63-yard play-action toss to Jonnu Smith down the left sideline on the first play from scrimmage. Gave the Titans an early 7-0 lead with a 13-yard touchdown pass to Smith early in the first stanza. Increased the lead to 14-0 with a nine-yard touchdown pass to Corey Davis in the first stanza. Found Smith for a four-yard touchdown connection on third-and-four late in the second quarter. Reached 150 career touchdown passes on his third touchdown pass of the day. Stood in the pocket and took a hit to deliver an 18-yard touchdown pass to Adam Humphries on third-and-nine late in the third quarter.

- Against Buffalo (10/13), started at quarterback and completed 21 of 28 passes for 195 yards with three touchdowns for a 129.3 passer rating. Rushed four times for 42 yards with a score on the ground. Recorded the second game of his career with at least three passing touchdowns and at least one rushing touchdown. Got the Titans on the board early in the first quarter with a 16-yard touchdown strike to A.J. Brown. Gave the Titans a 21-10 halftime lead with a 10-yard touchdown run with 16 seconds left in the second quarter. Extended the Titans' lead to 28-10 with a four-yard touchdown pass to Jonnu Smith late in the third quarter. Capped the scoring with a seven-yard touchdown toss to Smith to make the score 42-16 late in the final quarter.

- Against Houston (10/18), started at quarterback and completed 30 of

41 passes for 366 yards with four touchdowns and one interception for a passer rating of 122.6. His yardage total was the fifth-highest number of his career and his second-highest figure in a Titans uniform. Registered his 20th career game-winning drive and his seventh in a Titans uniform. It was his fourth game-winning drive of 2020. Completed his final 10 passes of the game in the fourth quarter and overtime. Gave the Titans a 7-0 lead with a seven-yard touchdown pass to Anthony Firkser in the opening stanza. Increased the Titans lead to 14-0 with a six-yard touchdown toss to A.J. Brown late in the opening quarter. Found Humphries down the left sideline for a 22-yard touchdown and a 21-7 lead. Increased the Titans' lead to 29-23 with a two-point conversion pass to Nick Westbrook-Ikhine in the back of the endzone in the fourth quarter. Sent the game to overtime with a seven-yard touchdown pass to Brown with four seconds left to play in regulation. Kickstarted the Titans' game-winning drive with a 53-yard catch-and-run pass to Derrick Henry down the right sideline in overtime.

- Against Pittsburgh (10/25), started at quarterback and completed 18 of 30 passes for 220 yards with two touchdowns for a 104.9 passer rating. Rushed twice for five yards. Got the Titans on the scoreboard with a four-yard touchdown pass to Corey Davis on third-and-goal in the second quarter. Found A.J. Brown for a 73-yard catch-and-run touchdown in the third quarter.

- Against Chicago (11/8), started at quarterback and completed 10 of 21 passes for 158 yards with two touchdowns for a 104.9 passer rating. Rushed three times for three yards. Reached the 25,000-yard career passing mark during the first quarter. Found A.J. Brown down the left sideline for a 40-yard touchdown strike and a 10-0 advantage in the second stanza. Increased the Titans lead to 24-3 with a two-yard touchdown toss to Jonnu Smith in the fourth quarter.

- At Baltimore (11/22), connected on 22 of 31 passes for 259 yards with two touchdowns and an interception for a 104.1 passer rating. Rushed four times for 35 yards. Gave the Titans an early 7-0 lead with a one-yard touchdown toss to Jonnu Smith in the first quarter. Found A.J. Brown for a 14-yard touchdown on third-and-10 with 2:26 remaining in the fourth quarter. Made the Titans' lead 24-21 with a two-point conversion run.

- At Indianapolis (11/29), completed 13 of 22 passes for 221 yards with a touchdown for a 108.3 passer rating. Rushed twice for three yards with a rushing score. Extended the Titans' opening touchdown drive with an eight-yard pass to Geoff Swaim on third-and-one in the first quarter. Gave the Titans a 14-7 advantage by finding A.J. Brown over the middle for a 69-yard catch-and-run touchdown late in the opening stanza. Set up the Titans' fifth and final touchdown of the first half with a 37-yard strike to Corey Davis down to the Colts' one-yard line late in the second quarter. Extended the Titans' lead to 35-14 with a one-yard touchdown run on a zone read with 20 seconds remaining in the first half.

- Against Cleveland (12/6), completed 29 of 45 passes for 389 yards with three touchdowns and an interception for a 104.8 passer rating. Got the Titans on the scoreboard with a 17-yard touchdown toss to Corey Davis in the second stanza. Found MyCole Pruitt for a 22-yard touchdown pass early in the third quarter. Connected with Cameron Batson for an eight-yard touchdown pass with less than a minute remaining in the contest.

- At Jacksonville (12/13), completed 19 of 24 passes for 212 yards with two touchdowns for a 131.2 passer rating. On his first pass of the game, a 13-yard completion to tight end Geoff Swaim, he passed the 3,000-yard passing mark for the fifth time in his career and for the first time since 2015. Gave the Titans an early 7-0 lead with a 37-yard touchdown connection to A.J. Brown on a flea-flicker in the first quarter. Found Geoff Swaim for a five-yard touchdown toss and a 24-3 advantage early in the third quarter.

- Against Detroit (12/20), completed 21 of 27 passes for 273 yards with three touchdowns for a 145.8 passer rating. Rushed three times for 21 yards with two touchdowns on the ground. Registered the first game of his career with five combined passing and rushing touchdowns. His 145.8 passer rating was the second best of his career in a qualifying game (min. 20 attempts) and his best in a Titans uniform. Joined Michael Vick (Nov. 15, 2010) and Jack Kemp (Dec. 4, 1960) as the only players in NFL history with at least three passing touchdowns, at least two rushing touchdowns and a 145.8 or higher passer rating in a single game. Extended the Titans' opening touchdown drive with a six-yard pass to A.J. Brown on third-and-two in the first quarter. Answered the Lions' opening touchdown in the first stanza with a 75-yard touchdown pass to Corey Davis on the first play from scrimmage following the Detroit score. Gave the Titans a 21-7 advantage with a 17-yard touchdown scamper in which he dove for the left pylon in the second quarter. Increased the Titans' lead to 32-18 with a three-yard touchdown run early in the fourth quarter. Found Brown for a two-yard touchdown pass and a 39-18 lead in the fourth quarter. Gave the Titans a 46-25 lead with a three-yard pass to Darrynton Evans late in the final

stanza.

- At Houston (1/3), connected on 18 of 27 passes for 216 yards with a touchdown for a 103.3 passer rating in the Titans' division-clinching victory. Rushed seven times for 38 yards with two touchdowns on the ground. Increased the Titans lead to 17-6 with a four-yard touchdown toss to A.J. Brown in the second quarter. Gave the Titans a 31-15 lead with a five-yard touchdown scramble in the third quarter. Helped the Titans regain the lead at 38-35 with a five-yard touchdown run on a zone read in the fourth quarter. Set up the Titans' game-winning field goal with a 52-yard deep bomb to A.J. Brown down to the Texans' 23-yard line with 10 seconds remaining in the game.
- Against Baltimore (1/10), completed 18 of 26 passes for 165 yards with a touchdown and an interception. Rushed twice for six yards. Gave the Titans an early 7-0 lead with a 10-yard touchdown pass to A.J. Brown in the opening quarter.

2019 (12/10, 3/3 - Tennessee): Named to his first career Pro Bowl. Named the NFL's Comeback Player of the Year. Played in 12 games with 10 starts at quarterback and led the NFL with a 117.5 passer rating and ranked third in the NFL with a 70.3 completion percentage. Established the fourth-highest single-season passer rating in NFL history. Completed 201 of 286 passes for 2,742 yards with 22 touchdowns and six interceptions. Became the third qualifying passer in NFL history to have a season with at least a 70.0 completion percentage and an average of at least 9.0 yards per attempt, joining Sammy Baugh and Joe Montana. Established new franchise single-season records for completion percentage (70.7) and yards per attempt (9.6). Rushed 43 times for 185 yards with four rushing touchdowns. Did not play in four games. Started all three postseason contests and connected on 36 of 60 passes for 369 yards with five touchdowns and an interception for a 98.5 passer rating. Rushed 13 times for 35 yards with a rushing score. Named the AFC Offensive Player of the Month for December, after completing 90 of 132 passes for 1,322 yards with 12 touchdowns and two interceptions. His passer rating for the calendar month was 124.6, which led the AFC.

- At Denver (10/13), entered the game in the third quarter and completed 13 of 16 passes for 144 yards with an interception. Rushed once for six yards.
- Against L.A. Chargers (10/20), started at quarterback and completed 23 of 29 passes for 312 yards with two touchdowns and an interception for a 120.1 passer rating. Rushed five times for seven yards. Set a new career-high by completing 79.3 percent of his passes. Evened the score at 10-10 with an eight-yard touchdown strike to Corey Davis late in the second quarter. Extended the Titans' second touchdown drive with a pair of conversions: a two-yard sneak on third-and-two and a 14-yard pass to Adam Humphries on third-and-11. Gave the Titans a 16-10 lead with a five-yard touchdown pass to Tajaé Sharpe in the back of the end zone on third-and-goal early in the fourth quarter. Kept the Titans' final touchdown drive alive with a 38-yard completion to Corey Davis on third-and-one in the final stanza.
- Against Tampa Bay (10/27), connected on 21 of 33 passes for 193 yards with three touchdowns for a 109.8 passer rating. Gave the Titans a 7-3 lead with a five-yard touchdown strike to Jonnu Smith in the first quarter. Increased the Titans lead to 14-3 with a six-yard touchdown pass to Tajaé Sharpe on third-and-goal late in the first stanza. Gave the Titans a 27-23 lead with an eight-yard touchdown strike to A.J. Brown on third-and-eight midway through the fourth quarter.
- At Carolina (11/3), completed 27 of 39 passes for 331 yards with a touchdown and two interceptions. Rushed four times for 38 yards with a score. Extended the Titans' second touchdown drive with a pair of third-down conversions: a 25-yard pass to Adam Humphries on third-and-two and a 35-yard bomb to A.J. Brown on third-and-seven. Found Derrick Henry for a 23-yard touchdown reception on a screen in the fourth quarter. Cut the Panthers' lead to 30-20 with a 10-yard touchdown run with less than three minutes remaining in the game.
- Against Kansas City (11/10), completed 13 of 19 passes for 181 yards with two touchdowns for a 133.9 passer rating. Rushed three times for 37 yards. Added a two-point conversion rushing score. Kickstarted the Titans' initial scoring drive with a deep 52-yard pass to Kalif Raymond to the Kansas City 21-yard line in the second quarter. Found Anthony Firkser for a nine-yard touchdown pass in the second quarter. Extended a Titans' touchdown drive with a 12-yard run on third-and-10 early in the fourth quarter. Gave the Titans the lead by finding Adam Humphries for a 23-yard touchdown strike with 23 seconds remaining in the fourth quarter. Increased the lead to 35-32 with an extra effort, two-point conversion run.
- Against Jacksonville (11/24), completed 14 of 18 passes for 259 yards

with two touchdowns for a 155.8 passer rating. Rushed seven times for 40 yards with a career-best two rushing scores. Extended the Titans' opening touchdown drive with a six-yard pass to Adam Humphries on third-and-four in the second quarter. Gave the Titans a 7-0 lead with a 21-yard touchdown run on a bootleg in the second stanza. Kickstarted the Titans' touchdown drive to open the second half with a 35-yard pass to A.J. Brown. Extended the Titans' lead to 14-3 with a one-yard touchdown toss to Dennis Kelly early in the third quarter. Increased the Titans lead to 35-3 with a 65-yard touchdown strike to Brown in the third stanza. Collected his career-best second rushing touchdown with a three-yard score on third-and-one in the fourth quarter.

- At Indianapolis (12/1), completed 17 of 22 passes for 182 yards with two touchdowns for a 131.2 passer rating. Rushed four times for five yards. Evened the score at 7-7 with a 13-yard touchdown pass to Adam Humphries on third-and-eight in the opening stanza. Sealed the victory with a 40-yard touchdown strike to Kalif Raymond on third-and-six late in the fourth quarter.
- At Oakland (12/8), named AFC Offensive Player of the Week after completing 21 of 27 passes for 391 yards with three touchdowns and an interception for a 140.4 passer rating. Rushed four times for 19 yards. His passer rating of 140.4 was the second-best single-game mark of his career in a contest in which he attempted at least 20 passes. Gave the Titans a 14-7 advantage with a career-long 91-yard touchdown bomb to A.J. Brown early in the second quarter. Gave the Titans a 21-14 lead with a 16-yard touchdown pass to Brown on third-and-13 in the second quarter. Found Jonnu Smith in the back of the end zone for a 17-yard touchdown and a 35-21 lead early in the fourth quarter.
- Against Houston (12/15), completed 22 of 36 passes for 279 yards with two touchdowns and an interception. Rushed three times for 10 yards with a score. Connected with A.J. Brown for a 60-yard reception down the right sideline in the opening quarter. Cut the Texans' lead to 14-7 with a one-yard touchdown run on fourth-and-goal in the third quarter. Evened the score at 14-14 with a five-yard touchdown strike to Brown early in the fourth quarter. Found Dion Lewis for an 11-yard touchdown toss late in the final stanza.
- Against New Orleans (12/22), completed 17 of 27 passes for 272 yards with three touchdowns for a 133.6 passer rating. Gave the Titans a 7-0 lead with a 41-yard touchdown strike to Jonnu Smith in the first quarter. Cut the Saints lead to 24-21 with a 36-yard touchdown pass to Tajaé Sharpe on third-and-one in the third quarter. Found Sharpe in the back of the end zone for a seven-yard touchdown on third-and-two midway through the fourth quarter.
- At Houston (12/29), started at quarterback in his 100th career game and completed 13 of 20 passes for 198 yards with two touchdowns for a 130.8 passer rating. Registered his seventh consecutive game with at least two touchdown passes, the best streak of his career. Rushed five times for 20 yards. Evened the score at 7-7 with a 51-yard touchdown toss to A.J. Brown on third-and-five in the opening quarter. Extended the Titans' second touchdown drive with three third-down conversions: a 12-yard connection to Corey Davis on third-and-nine, a 13-yard completion to Tajaé Sharpe on third-and-eight and a five-yard strike to Davis on third-and-two. Gave the Titans a 14-7 lead with a one-yard touchdown pass to MyCole Pruitt early in the second quarter. Set up the Titans' fourth touchdown with a 47-yard bomb to Brown down to the Houston one-yard line early in the fourth quarter.
- At New England (1/4), started at quarterback in his postseason debut and completed eight of 15 passes for 72 yards with a touchdown and an interception. Rushed four times for 11 yards. Gave the Titans a 7-3 lead with a 12-yard touchdown strike to Anthony Firkser on third-and-10 in the first quarter. Converted a key third-and-eight with an 11-yard toss to Firkser along the sideline allowing the offense to run more clock late in the fourth quarter.
- At Baltimore (1/11), connected on seven of 14 passes for 88 yards with two touchdowns for a 109.5 passer rating. Rushed six times for 13 yards with a score. Gave the Titans a 7-0 lead with a 12-yard touchdown connection to Jonnu Smith in the corner of the end zone on third-and-12 in the first quarter. Increased the Titans lead to 14-0 with a 45-yard touchdown bomb to Kalif Raymond early in the second quarter. Found the end zone for a one-yard touchdown run on an option play in the third stanza.
- At Kansas City (1/19), started at quarterback and completed 21 of 31 passes for 209 yards with two touchdowns for a 108.1 passer rating. Rushed three times for 11 yards. Kickstarted the Titans' first scoring drive with a 37-yard connection to A.J. Brown on the second play from scrimmage. Kept the Titans' first touchdown drive alive with a three-yard

pass to Adam Humphries on fourth-and-two in the first stanza. Increased the Titans lead to 17-7 with a one-yard touchdown toss to Dennis Kelly in the second stanza. Cut the Chiefs' lead to 35-24 with a 22-yard scoring connection to Anthony Firkser in the final quarter.

2018 (10/10 - Miami): Started 10 games and completed 158 of 243 passes for 1,832 yards with 17 touchdowns. Tallied 30 carries for 136 yards. Was inactive for five games. Served as a season-long team captain.

- Against Tennessee (9/9), connected on 20 of 28 passes for 230 yards with two touchdowns. Completed a 75-yard pass to Kenny Stills in the fourth quarter to give Miami a 24-10 lead. It was the second-longest completion of his career.
- Against Oakland (9/23), completed 17 of 23 passes for 289 yards with three touchdowns for a 155.3 passer rating.
- Against New England (12/2), completed 14 of 19 passes for 265 yards with three touchdowns for a 155.2 passer rating. Eclipsed 20,000 career passing yards, becoming the third quarterback in Dolphins history to accomplish the feat. Led his 14th career fourth quarter comeback, connecting on a 69-yard pass that was double-lateraled to Kenyan Drake for a game-winning touchdown on the final play of the game known as "The Miami Miracle."

2017 (0/0 - Miami): Missed the entire season after being placed on injured reserve on Aug. 12.

2016 (13/13 - Miami): Started 13 games and completed 261 of 389 passes for 2,995 yards with 19 touchdowns. Produced 39 carries for 164 yards with a touchdown. Was inactive for three games. His 67.1 completion percentage was the second-highest single-season completion percentage in franchise history.

- Against Buffalo (10/23), made good on 15 of 25 passes for 204 yards with a touchdown. Completed a 66-yard touchdown pass to Kenny Stills with 2:24 left to give Miami a two-score lead.
- At Los Angeles Rams (11/20), completed 24 of 34 passes for 172 yards with two touchdowns. Registered two carries for 19 yards. Hit DeVante Parker for a nine-yard touchdown pass to give Miami the lead with 36 seconds left. Marked the 13th come-from-behind win of his career. In Miami's final two drives, completed 12 of 13 passes for 115 yards and two scores. Became the franchise's all-time leading rusher as a quarterback, surpassing Hall of Fame quarterback Bob Griese (994).
- Against San Francisco (11/27), connected on 20 of 30 passes for 285 yards with three touchdowns for a 130.6 passer rating.
- At Pittsburgh (1/8), was inactive for the Wild Card matchup.

2015 (16/16 - Miami): Started all 16 games and completed 363 of 586 passes for 4,208 yards with 24 touchdowns. Set a then NFL record with 25 consecutive completions on Oct. 18 (at Tennessee) and Oct. 25 (vs. Houston). His 4,208 passing yards was the fifth-highest single-season total in team history and most by a Dolphins quarterback other than Dan Marino. His 24 touchdown passes marked the third straight season he passed for 20 or more touchdowns, joining Marino as the only Dolphins quarterback to accomplish the feat.

- At Jacksonville (9/20), connected on 30 of 44 passes for 359 yards with two touchdowns for a 108.0 passer rating.
- Against Buffalo (9/27), completed 26 of 49 passes for 297 yards and two touchdowns. Set a team record with 160 consecutive passes without an interception, breaking Dan Marino's mark.
- Against Houston (10/25), named AFC Offensive Player of the Week and FedEx Air NFL Player of the Week by completing 18 of 19 passes for 282 yards with four touchdowns for a perfect 158.3 passer rating. His 94.7 completion percentage was a single-game team record. Became the first NFL quarterback since Randall Cunningham in 1998 to complete three 50-yard touchdown passes in the first half of a game.

2014 (16/16 - Miami): Started all 16 games and completed 392 of 590 passes for 4,045 yards with 27 touchdowns for a 92.8 passer rating. Registered 56 carries for 311 yards with a touchdown. His 392 completions were the most in team history and his 590 pass attempts were the fourth-most in team history. Completed 70 percent of passes in five consecutive games (Nov. 2 to Dec. 1), setting a team record. His 27 touchdown passes were the sixth-most in team history and the most by anyone other than Dan Marino.

- Against San Diego (11/2), connected on 24 of 34 passes for 288 yards with three touchdowns for a season-high 125.6 passer rating.
- At N.Y. Jets (12/1), completed 25 of 35 passes for 235 yards. Engineered

a game-winning drive that led to a 26-yard field goal with 1:57 left to give Miami the 16-13 victory.

- Against Minnesota (12/21), connected on 35 of 47 passes for 396 yards with four touchdowns for a 118.8 passer rating. His 396 passing yards marked the eighth 300-yard game of his career, moving him into second place in team history in the category.

2013 (16/16 - Miami): Started all 16 games and completed 355 of 588 passes for 3,913 yards with 24 touchdowns for an 81.7 passer rating. Tallied 40 carries for 238 yards with a touchdown.

- At Atlanta (9/22), completed 24 of 35 passes for 236 yards with two touchdowns. Led the team on a 13-play, 75-yard drive that culminated in a one-yard touchdown pass to Dion Sims with 38 seconds left to win the game. Completed nine of 12 passes for 69 yards with a touchdown on the game-winning drive.
- At N.Y. Jets (12/1), connected on 28 of 43 passes for 331 yards with two touchdowns. Marked his second consecutive 300-yard passing game, the first back-to-back 300-yard games of his career.
- Against New England (12/15), completed 25 of 37 passes for 312 yards with three touchdowns for a 120.6 passer rating. It was his second straight three plus touchdown performance as he became the first Dolphins quarterback since Dan Marino in 1994 to accomplish the feat. Led the team on a nine-play, 60-yard drive capped off by a 14-yard touchdown pass to Marcus Thigpen with 1:15 left to win the game.

2012 (16/16 - Miami): Started all 16 games as a rookie and completed 282 of 484 passes for 3,294 yards with 12 touchdowns for a 76.1 passer rating. Carried the ball 49 times for 211 yards and two touchdowns. Set franchise rookie records in completions (282), attempts (484) and passing yards (3,294). His 58.3 completion percentage was second-best among rookies in team history.

- At Houston (9/9), made his NFL debut and his first NFL start and completed 20 of 36 passes for 219 yards. Became the first rookie quarterback in team history to start a season opener.
- Against Oakland (9/16), collected his first win by completing 18 of 30 passes for 200 yards and a touchdown. Scored his first NFL rushing touchdown with a two-yard run in the first quarter. Threw his first NFL touchdown with a 14-yard pass to Anthony Fasano in the fourth quarter.
- At Arizona (9/30), connected on 26 of 41 passes for 431 yards with a touchdown. His 26 completions were the most in team history by a rookie and his 431 passing yards was the third-highest single-game total by a rookie in NFL history, the most by a rookie in Dolphins history and tied for the sixth-most in any game in team history.

COLLEGE:

- Was a four-year letterman (2008-11) and two-year starter as a quarterback and wide receiver at Texas A&M.
- Played in 50 games with 25 starts and completed 484 of 774 passes for 5,450 yards with 42 touchdowns. Hauled in 112 receptions for 1,596 yards with 10 touchdowns. Rushed 115 times for 369 yards with five touchdowns.
- Started 19 games at quarterback and six contests at wide receiver, while playing both quarterback and wide receiver in five games.
- As a senior (2011), started all 13 games and completed 327 of 531 passes for 3,744 yards and 29 touchdowns. Notched 58 carries for 306 yards and four touchdowns.
- In his final collegiate campaign, was named honorable mention All-American, a finalist for the Johnny Unitas Golden Arm Award (nation's top quarterback), a semifinalist for the Davey O'Brien Award (nation's top quarterback) and a finalist for the William V. Campbell Trophy (nation's best scholar-athlete).
- As a junior (2010), played in all 13 games with six starts at quarterback and connected on 152 of 234 passes for 1,638 yards and 13 touchdowns. As a wide receiver registered 11 receptions for 143 yards with a touchdown. Rushed 51 times for 76 yards and a score. Saw action at wide receiver for the first seven games of the season. Took over starting quarterback duties for the final six games and posted a 5-1 record.
- As a sophomore (2009), played in all 13 games and was named honorable mention All-Big 12. Collected 46 receptions for 609 yards and four touchdowns. Completed four of eight passes for 60 yards. Notched four carries for minus five yards.
- As a redshirt freshman (2008), played in 11 games with six starts at wide receiver. Battled for the starting quarterback spot in camp but moved to receiver at the start of the season. Tallied 55 receptions for 844 yards with five touchdowns. Completed his only pass for eight yards. Notched two carries for minus eight yards. His 55 receptions, 844 receiving yards

and five receiving touchdowns were school freshman records. Received honorable mention Freshman All-American honors and was voted school's offensive MVP by his teammates.

- Redshirted in 2007.
- Majored in biology at Texas A&M.

PERSONAL:

- Married to Lauren and the couple has two children.
- Attended Big Spring (Texas) High School and played defensive back, punter, wide receiver and quarterback.
- As a senior (2006), passed for 1,258 yards and rushed for 617 yards. Hauled in three receptions for 62 yards. Posted a 39.2-yard punt return average. Received first-team All-CIF honors.
- As a junior (2005), notched 62 receptions for 1,500 yards and 17 touchdowns.
- Also lettered in basketball, baseball, golf and track and field.
- Follow Tannehill on Twitter at @ryantannehill1.
- Follow Tannehill on Instagram at @rtannehill17.
- Born Ryan Timothy Tannehill on July 27, 1988 in Lubbock, Texas.

RYAN TANNEHILL'S GAME-BY-GAME

2012 Miami Dolphins				PASSING											RUSHING					COMBINED RUSH + PASS	
Date	Opp	W/L	P/S	Att	Cmp	Pct	Yds	Yds/Att	TD	Int	Lg	Sk	Lst	Rating	Att	Yds	Avg	Lg	TD	Yards	Touchdowns
Sept 9	@ Hou	L	S	36	20	55.6	219	6.1	0	3	34	2	20	39.0	3	-4	-1.3	0	0	215	
Sept 16	@ Oak	W	S	30	18	60.0	200	6.7	1	0	25	1	11	91.0	3	14	4.7	13	1	214	2r, 14
Sept 23	NYJ	L	S	36	16	44.4	196	5.4	0	1	41	0	0	50.2	3	3	1.0	5	0	199	
Sept 30	@ Ari	L	S	41	26	63.4	431	10.5	1	2	80t	4	37	86.5	1	0	0.0	0	0	431	80
Oct 7	@ Cin	W	S	26	17	65.4	223	8.6	0	0	30	2	12	92.3	4	-4	-1.0	-1	0	219	
Oct 14	StL	W	S	29	21	72.4	185	6.4	2	0	29t	3	29	112.0	4	16	4.0	10	0	201	29, 1
Oct 28	@ NYJ	W	S	5	2	40.0	18	3.6	0	0	12	1	9	50.4	0	0	0.0	-	0	18	
Nov 4	@ Ind	L	S	38	22	57.9	290	7.6	1	0	35	2	9	90.9	1	-1	-1.0	-1	0	289	31
Nov 11	Ten	L	S	39	23	59.0	217	5.6	0	3	17	1	8	42.4	1	-1	-1.0	-1	0	216	
Nov 15	@ Buf	L	S	28	14	50.0	141	5.0	1	2	19	3	17	46.9	1	7	7.0	7	0	148	2
Nov 25	Sea	W	S	26	18	69.2	253	9.7	1	1	39	1	7	97.1	4	33	8.3	19	0	286	29
Dec 2	NE	L	S	29	13	44.8	186	6.4	0	0	28	3	10	66.2	5	19	3.8	9	1	205	2r
Dec 9	@ SF	L	S	33	17	51.5	150	4.5	1	0	28	2	17	74.1	3	25	8.3	20	0	175	3
Dec 16	Jax	W	S	28	22	78.6	220	7.9	2	0	37	1	11	123.2	8	52	6.5	30	0	272	4, 2
Dec 23	Buf	W	S	25	13	52.0	130	5.2	2	0	30	2	11	93.8	6	44	7.3	31	0	174	17, 12
Dec 30	@ NE	L	S	35	20	57.1	235	6.7	0	1	22	7	26	65.8	2	8	4.0	8	0	243	
Totals		7-9	16/16	484	282	58.3	3,294	6.8	12	13	80t	35	234	76.1	49	211	4.3	31	2	3,505	

2013 Miami Dolphins				PASSING											RUSHING					COMBINED RUSH + PASS	
Date	Opp	W/L	P/S	Att	Cmp	Pct	Yds	Yds/Att	TD	Int	Lg	Sk	Lst	Rating	Att	Yds	Avg	Lg	TD	Yards	Touchdowns
Sept 8	@ Cle	W	S	38	24	63.2	272	7.2	1	1	34t	4	17	82.3	5	3	0.6	3	0	275	34
Sept 15	@ Ind	W	S	34	23	67.6	319	9.4	1	0	67	5	22	107.4	4	1	0.3	2	0	320	18
Sept 22	Atl	W	S	35	24	68.6	236	6.7	2	1	21	5	41	94.5	2	7	3.5	8	0	243	18, 1
Sept 30	@ NO	L	S	35	22	62.9	249	7.1	1	3	50	4	33	57.9	4	48	12.0	26	0	297	3
Oct 6	Bal	L	S	40	21	52.5	307	7.7	1	0	49	6	35	86.1	2	6	3.0	6	0	313	9
Oct 20	Buf	L	S	37	19	51.4	194	5.2	3	2	46	2	21	71.2	3	5	1.7	3	0	199	7, 13, 4
Oct 27	@ NE	L	S	42	22	52.4	192	4.6	2	2	25	6	47	60.8	1	12	12.0	12	0	204	4, 5
Oct 31	Cin	W	S	28	20	71.4	208	7.4	0	0	40	3	20	92.6	1	1	1.0	1	1	209	1r
Nov 11	@ TB	L	S	42	27	64.3	229	5.5	2	1	19t	2	18	84.3	1	2	2.0	2	0	231	6, 19
Nov 17	SD	W	S	35	22	62.9	268	7.7	1	1	39t	4	29	84.0	4	21	5.3	10	0	289	39
Nov 24	Car	L	S	42	28	66.7	310	7.4	1	1	57	3	30	86.4	4	36	9.0	19	0	346	53
Dec 1	@ NYJ	W	S	43	28	65.1	331	7.7	2	1	31t	1	3	94.2	3	22	7.3	18	0	353	31, 28
Dec 8	@ Pit	W	S	33	20	60.6	200	6.1	3	1	40	2	14	95.5	3	56	18.7	48	0	256	6, 4, 12
Dec 15	NE	W	S	37	25	67.6	312	8.4	3	0	39t	4	23	120.6	1	-1	-1.0	-1	0	311	39, 2, 14
Dec 22	@ Buf	L	S	27	10	37.0	82	3.0	0	0	13	7	46	45.6	0	0	0.0	-	0	82	
Dec 29	NYJ	L	S	40	20	50.0	204	5.1	1	3	25	0	0	42.1	2	19	9.5	20	0	223	5
Totals		8-8	16/16	588	355	60.4	3,913	6.7	24	17	67	58	399	81.7	40	238	6.0	48	1	4,151	

2014 Miami Dolphins				PASSING											RUSHING					COMBINED RUSH + PASS	
Date	Opp	W/L	P/S	Att	Cmp	Pct	Yds	Yds/Att	TD	Int	Lg	Sk	Lst	Rating	Att	Yds	Avg	Lg	TD	Yards	Touchdowns
Sept 7	NE	W	S	32	18	56.3	178	5.6	2	1	24	1	9	79.9	3	-2	-0.7	0	0	176	4, 14
Sept 14	@ Buf	L	S	49	31	63.3	241	4.9	1	1	18	4	31	73.6	4	11	2.8	6	0	252	7
Sept 21	KC	L	S	43	21	48.8	205	4.8	1	0	30	4	14	70.4	1	9	9.0	9	0	214	1
Sept 28	@ Oak	W	S	31	23	74.2	278	9.0	2	1	35	0	0	109.3	5	35	7.0	18	0	313	13, 18
Oct 12	GB	L	S	31	20	64.5	244	7.9	2	2	25	1	7	83.3	3	49	16.3	40	0	293	11, 5
Oct 19	@ Chi	W	S	32	25	78.1	277	8.7	2	0	26	4	21	123.6	6	48	8.0	30	0	325	13, 10
Oct 26	@ Jax	W	S	29	16	55.2	196	6.8	1	1	50	3	18	73.3	5	48	9.6	30	0	244	3
Nov 2	SD	W	S	34	24	70.6	288	8.5	3	0	38	0	0	125.6	4	47	11.8	22	0	335	6, 21, 14
Nov 9	@ Det	L	S	38	27	71.1	207	5.4	1	1	20	3	29	81.8	2	0	0.0	3	0	207	3
Nov 13	Buf	W	S	34	26	76.5	240	7.1	2	0	32	5	35	114.8	4	16	4.0	15	0	256	7, 8
Nov 23	@ Den	L	S	36	26	72.2	228	6.3	3	1	21	1	12	104.9	4	15	3.8	8	1	243	1r, 10, 5, 1
Dec 1	@ NYJ	W	S	35	25	71.4	235	6.7	0	1	25	2	18	77.7	4	13	3.3	10	0	248	
Dec 7	Bal	L	S	33	23	69.7	227	6.9	1	0	27	6	41	98.9	2	6	3.0	7	0	233	3
Dec 14	@ NE	L	S	47	29	61.7	346	7.4	1	2	50	4	38	73.5	3	21	7.0	15	0	367	32
Dec 21	Min	W	S	47	35	74.5	396	8.4	4	1	41	1	13	118.8	6	-5	-0.8	5	0	391	14, 16, 7, 3
Dec 28	NYJ	L	S	39	23	59.0	259	6.6	1	0	33	7	51	87.4	0	0	0.0	-	0	259	23
Totals		8-8	16/16	590	392	66.4	4,045	6.9	27	12	50	46	337	92.8	56	311	5.6	40	1	4,356	

RYAN TANNEHILL'S GAME-BY-GAME CONT.

2015 Miami Dolphins				PASSING										RUSHING					COMBINED RUSH + PASS		
Date	Opp	W/L	P/S	Att	Cmp	Pct	Yds	Yds/Att	TD	Int	Lg	Sk	Lst	Rating	Att	Yds	Avg	Lg	TD	Yards	Touchdowns
Sept 13	@ Was	W	S	34	22	64.7	226	6.6	1	0	27	3	44	93.5	3	7	2.3	5	0	233	3
Sept 20	@ Jax	L	S	44	30	68.2	359	8.2	2	0	48	2	15	108.0	3	17	5.7	9	0	376	10, 5
Sept 27	Buf	L	S	49	26	53.1	297	6.1	2	3	46t	2	8	59.7	1	-1	-1.0	-1	0	296	21, 46
Oct 4	NYJ	L	S	44	19	43.2	198	4.5	2	2	42	3	31	53.0	1	4	4.0	4	0	202	8, 10
Oct 18	@ Ten	W	S	29	22	75.9	266	9.2	2	2	38	2	12	97.8	2	14	7.0	10	0	280	2, 12
Oct 25	Hou	W	S	19	18	94.7	282	14.8	4	0	54t	4	41	158.3	1	3	3.0	3	0	285	53, 50, 10, 54
Oct 29	@ NE	L	S	44	28	63.6	300	6.8	0	2	29	5	45	64.6	2	-1	-0.5	0	0	299	
Nov 8	@ Buf	L	S	35	26	74.3	307	8.8	0	0	46	2	27	100.5	2	3	1.5	3	0	310	
Nov 15	@ Phi	W	S	36	21	58.3	217	6.0	2	0	43	4	27	94.3	2	-2	-1.0	-1	0	215	13, 4
Nov 22	Dal	L	S	24	13	54.2	188	7.8	2	1	47	3	48	90.3	3	13	4.3	7	0	201	12, 29
Nov 29	@ NYJ	L	S	58	33	56.9	351	6.1	3	1	40	3	30	84.8	0	0	0.0	-	0	351	5, 5, 33
Dec 6	Bal	W	S	19	9	47.4	86	4.5	1	0	38t	1	4	78.0	1	11	11.0	11	0	97	38
Dec 14	NYG	L	S	41	25	61.0	236	5.8	1	0	47t	1	1	85.0	4	24	6.0	12	0	260	47
Dec 20	@ SD	L	S	34	20	58.8	216	6.4	0	0	35	3	29	77.6	3	4	1.3	2	1	220	1r
Dec 27	Ind	L	S	38	26	68.4	329	8.7	0	1	49	6	50	84.2	1	28	28.0	28	0	357	
Jan 3	NE	W	S	38	25	65.8	350	9.2	2	0	46	1	8	112.8	3	17	5.7	19	0	367	15, 2
Totals		6-10	16/16	586	363	61.9	4,208	7.2	24	12	54t	45	420	88.7	32	141	4.4	28	1	4,349	

2016 Miami Dolphins				PASSING										RUSHING					COMBINED RUSH + PASS			
Date	Opp	W/L	P/S	Att	Cmp	Pct	Yds	Yds/Att	TD	Int	Lg	Sk	Lst	Rating	Att	Yds	Avg	Lg	TD	Yards	Touchdowns	
Sept 11	Sea	L	S	29	16	55.2	186	6.4	0	0	50	5	36	74.8	5	17	3.4	11	1	203	2r	
Sept 18	NE	L	S	45	32	71.1	387	8.6	2	2	33	0	0	93.5	6	35	5.8	17	0	422	24, 12	
Sept 25	Cle	W	S	39	25	64.1	319	8.2	3	2	42t	1	8	93.9	1	2	2.0	2	0	321	26, 42, 10	
Sept 29	Cin	L	S	25	15	60.0	189	7.6	1	1	74t	5	29	80.3	0	0	0.0	-	0	189	74	
Oct 9	Ten	L	S	18	12	66.7	191	10.6	0	2	58	6	42	62.3	0	0	0.0	-	0	191		
Oct 16	Pit	W	S	32	24	75.0	252	7.9	0	0	53	0	0	97.4	2	3	1.5	4	0	255		
Oct 23	Buf	W	S	25	15	60.0	204	8.2	1	0	66t	1	6	99.4	6	21	3.5	13	0	225	66	
Nov 6	NYJ	W	S	28	17	60.7	149	5.3	1	0	24	1	12	86.8	2	-3	-1.5	-1	0	146	1	
Nov 13	SD	W	S	24	17	70.8	240	10.0	2	0	56	1	9	130.6	3	16	5.3	18	0	256	39, 18	
Nov 20	LAR	W	S	34	24	70.6	172	5.1	2	1	15	4	30	89.3	2	19	9.5	10	0	191	10, 9	
Nov 27	SF	W	S	30	20	66.7	285	9.5	3	0	46	2	22	130.6	6	34	5.7	17	0	319	16, 43, 15	
Dec 4	Bal	L	S	40	29	72.5	226	5.7	1	3	26	2	11	63.1	1	0	0.0	0	0	226	8	
Dec 11	Ari	W	S	20	15	75.0	195	9.8	3	1	71	1	11	124.0	5	20	4.0	12	0	215	28, 7, 3	
Dec 17	@ NYJ	W	IA																			
Dec 24	@ Buf	W	IA																			
Jan 1	NE	L	IA																			
Totals		10-6	13/13	389	261	67.1	2,995	7.7	19	12	74t	29	216	93.5	39	164	4.2	18	1	3,159		
Playoffs																						
Jan 8	@ Pit	L	IA																			
Totals		0-1	0/0	0	0	0.0	0	0.0	0	0	0	0	0	0.0	0	0	0.0	0	0	0	0	

2017 Miami Dolphins				PASSING										RUSHING					COMBINED RUSH + PASS			
Date	Opp	W/L	P/S	Att	Cmp	Pct	Yds	Yds/Att	TD	Int	Lg	Sk	Lst	Rating	Att	Yds	Avg	Lg	TD	Yards	Touchdowns	
Injured Reserve																						
Totals		0-0	0/0	0	0	0.0	0	0.0	0	0	0	0	0	0.0	0	0	0.0	0	0	0	0	

2018 Miami Dolphins				PASSING										RUSHING					COMBINED RUSH + PASS			
Date	Opp	W/L	P/S	Att	Cmp	Pct	Yds	Yds/Att	TD	Int	Lg	Sk	Lst	Rating	Att	Yds	Avg	Lg	TD	Yards	Touchdowns	
Sept 9	Ten	W	S	28	20	71.4	230	8.2	2	2	75t	1	8	89.9	4	4	1.0	4	0	234	10, 75	
Sept 16	NYJ	W	S	23	17	73.9	168	7.3	2	0	29t	4	46	123.1	8	44	5.5	20	0	212	29, 19	
Sept 23	Oak	W	S	23	17	73.9	289	12.6	3	0	74t	1	9	155.3	3	26	8.7	18	0	315	34, 18, 74	
Sept 30	NE	L	S	20	11	55.0	100	5.0	0	1	22	2	19	47.9	1	0	0.0	0	0	100		
Oct 7	Cin	L	S	35	20	57.1	185	5.3	1	2	22t	3	16	57.4	3	17	5.7	9	0	202	22	
Oct 14	Chi	W	IA																			
Oct 21	Det	L	IA																			
Oct 25	@ Hou	L	IA																			
Nov 4	NYJ	W	IA																			
Nov 11	@ GB	L	IA																			
Nov 25	Ind	L	S	25	17	68.0	204	8.2	2	0	74	1	3	119.4	3	14	4.7	9	0	218	33, 74	
Dec 2	Buf	W	S	24	16	66.7	137	5.7	3	1	18	3	22	103.6	3	-5	-1.7	-1	0	132	18, 3, 13	
Dec 9	NE	W	S	19	14	73.7	265	13.9	3	0	69	4	36	155.2	1	13	13.0	13	0	278	7, 23, 69	
Dec 16	Min	L	S	24	11	45.8	108	4.5	0	0	18	9	71	59.0	1	1	1.0	1	0	109		
Dec 23	Jax	L	S	22	15	68.2	146	6.6	1	1	31	3	25	82.8	3	22	7.3	12	0	168	4	
Dec 30	Buf	L	S	31	18	58.1	147	4.7	0	2	19	4	24	43.3	2	9	4.5	12	0	156		
Totals		7-9	11/11	274	176	64.2	1,979	7.2	17	9	75t	35	279	92.7	32	145	4.5	20	0	2,124		

RYAN TANNEHILL'S GAME-BY-GAME CONT.

2019 Tennessee Titans				PASSING											RUSHING					COMBINED RUSH + PASS	
Date	Opp	W/L	P/S	Att	Cmp	Pct	Yds	Yds/Att	TD	Int	Lg	Sk	Lst	Rating	Att	Yds	Avg	Lg	TD	Yards	Touchdowns
Sept 8	@ Cle	W	p	0	0	-	0	-	0	0	0	0	0	-	2	-2	-1.0	-1	0	-2	
Sept 15	Ind	L	DNP																		
Sept 19	@ Jax	L	DNP																		
Sept 29	@ Atl	W	DNP																		
Oct 6	Buf	L	DNP																		
Oct 13	@ Den	L	p	16	13	81.3	144	9.0	0	1	25	4	35	78.1	1	6	6.0	6	0	150	
Oct 20	LAC	W	S	29	23	79.3	312	10.8	2	1	38	2	17	120.1	5	7	1.4	6	0	319	8, 5
Oct 27	TB	W	S	33	21	63.6	193	5.8	3	0	26	3	19	109.8	4	-3	-0.8	1	0	190	5, 6, 8
Nov 3	@ Car	L	S	39	27	69.2	331	8.5	1	2	35	4	21	82.3	4	38	9.5	25	1	369	23, 10r
Nov 10	KC	W	S	19	13	68.4	181	9.5	2	0	52	4	35	133.9	3	37	12.3	18	0	218	9, 23
Nov 24	Jax	W	S	18	14	77.8	259	14.4	2	0	65t	1	7	155.8	7	40	5.7	21t	2	299	21r, 1, 65, 3r
Dec 1	@ Ind	W	S	22	17	77.3	182	8.3	2	0	40t	6	44	131.3	4	5	1.3	8	0	187	13, 40
Dec 8	@ Oak	W	S	27	21	77.8	391	14.5	3	1	91t	0	0	140.4	4	19	4.8	10	0	410	91, 16, 17
Dec 15	Hou	L	S	36	22	61.1	279	7.8	2	1	60	2	10	92.2	3	10	3.3	10	1	289	1r, 5
Dec 22	NO	L	S	27	17	63.0	272	10.1	3	0	41t	5	24	133.6	1	8	8.0	8	0	280	41, 36, 7
Dec 29	@ Hou	W	S	20	13	65.0	198	9.9	2	0	51t	0	0	130.8	5	20	4.0	19	0	218	51, 1
Totals		9-7	12/10	286	201	70.3	2,742	9.6	22	6	91t	31	212	117.5	43	185	4.3	25	4	2,927	
Playoffs																					
Jan 4	@ NE	W	S	15	8	53.3	72	4.8	1	1	22	1	5	61.0	4	11	2.8	5	0	83	12
Jan 11	@ Bal	W	S	14	7	50.0	88	6.3	2	0	45t	1	8	109.5	6	13	2.2	9	1	101	12, 45, 1r
Jan 19	@ KC	L	S	31	21	67.7	209	6.7	2	0	37	3	27	108.1	3	11	3.7	6	0	220	1, 22
Totals		2-1	3/3	60	36	60.0	369	6.2	5	1	45t	5	40	98.5	13	35	2.7	9	1	404	

2020 Tennessee Titans				PASSING											RUSHING					COMBINED RUSH + PASS	
Date	Opp	W/L	P/S	Att	Cmp	Pct	Yds	Yds/Att	TD	Int	Lg	Sk	Lst	Rating	Att	Yds	Avg	Lg	TD	Yards	Touchdowns
Sept 14	@ Den	W	S	43	29	67.4	249	5.8	2	0	23	1	2	97.9	3	14	4.7	11	0	263	1, 1
Sept 20	Jax	W	S	24	18	75.0	239	10.0	4	0	63	1	8	145.7	4	12	3.0	8	0	251	13, 9, 4, 18
Sept 27	@ Min	W	S	37	23	62.2	321	8.7	0	1	61	1	11	78.8	4	9	2.3	10	0	330	
Oct 13	Buf	W	S	28	21	75.0	195	7.0	3	0	20	0	0	129.3	4	42	10.5	23	1	237	16, 10r, 4, 7
Oct 18	Hou	W	S	41	30	73.2	366	8.9	4	1	53	2	22	122.6	0	0	-	0	0	366	7, 6, 22, 7
Oct 25	Pit	L	S	30	18	60.0	220	7.3	2	0	73t	2	10	104.9	2	5	2.5	4	0	225	4, 73
Nov 1	@ Cin	L	S	30	18	60.0	233	7.8	2	1	27	1	10	92.8	2	20	10.0	15	0	253	9, 12
Nov 8	Chi	W	S	21	10	47.6	158	7.5	2	0	40	3	22	104.9	3	3	1.0	5	0	161	40, 2
Nov 12	Ind	L	S	27	15	55.6	147	5.4	1	0	21	1	10	83.4	2	9	4.5	5	0	156	5
Nov 22	@ Bal	W	S	31	22	71.0	259	8.4	2	1	50	2	16	104.1	4	35	8.8	21	0	294	1, 14
Nov 29	@ Ind	W	S	22	13	59.1	221	10.0	1	0	69t	1	1	108.3	2	3	1.5	2	1	224	69, 1r
Dec 6	Cle	L	S	45	29	64.4	389	8.6	3	1	43	3	20	104.8	0	0	-	0	0	389	17, 22, 8
Dec 13	@ Jax	W	S	24	19	79.2	212	8.8	2	0	37t	1	7	131.3	0	0	-	0	0	212	37, 5
Dec 20	Det	W	S	27	21	77.8	273	10.1	3	0	75t	1	5	145.8	3	21	7.0	17t	2	294	75, 17r, 3r, 2, 3
Dec 27	@ GB	L	S	24	11	45.8	121	5.0	1	2	19	2	17	40.5	3	55	18.3	45t	1	176	12, 45r
Jan 3	@ Hou	W	S	27	18	66.7	216	8.0	1	0	52	2	12	103.3	7	38	5.4	11	2	254	4, 5r, 5r
Totals		11-5	16/16	481	315	65.5	3,819	7.9	33	7	75t	24	173	106.5	43	266	6.2	45t	7	4,085	
Playoffs																					
Jan 10	Bal	L	S	26	18	69.2	165	6.3	1	1	35	1	7	83.0	2	6	3.0	4	0	171	
Totals		0-1	1/1	26	18	69.2	165	6.3	1	1	35	1	7	83.0	2	6	3.0	4	0	171	

2021 Tennessee Titans				PASSING											RUSHING					COMBINED RUSH + PASS	
Date	Opp	W/L	P/S	Att	Cmp	Pct	Yds	Yds/Att	TD	Int	Lg	Sk	Lst	Rating	Att	Yds	Avg	Lg	TD	Yards	Touchdowns
Sept 12	Ari	L	S	35	21	60.0	212	6.1	1	1	39	6	56	74.9	2	17	8.5	16	1	229	1r, 13
Sept 19	@ Sea	W	S	40	27	67.5	347	8.7	0	0	51	3	27	94.5	4	27	6.8	19	0	374	
Sept 26	Ind	W	S	27	18	66.7	197	7.3	3	2	26	1	9	94.2	5	56	11.2	28	0	253	6, 18, 10
Oct 3	@ NYJ	L	S	49	30	61.2	298	6.1	1	0	27	7	45	85.2	3	9	3.0	7	0	307	2
Oct 10	@ Jax	W	S	22	14	63.6	197	9.0	1	0	26	3	13	107.6	3	21	7.0	8	0	218	14
Oct 18	Buf	W	S	29	18	62.1	216	7.4	0	1	48	0	0	70.5	2	3	1.5	4t	1	219	4r
Oct 24	KC	W	S	27	21	77.8	270	10.0	1	1	46	1	9	105.2	2	6	3.0	4	1	276	24, 2r
Oct 31	@ Ind																				
Nov 7	@ LAR																				
Nov 14	NO																				
Nov 21	Hou																				
Nov 28	@ NE																				
Dec 12	Jax																				
Dec 19	@ Pit																				
Dec 23	SF																				
Jan 2	Mia																				
Jan 9	@ Hou																				
Totals		5-2	7/7	229	149	65.1	1,737	7.6	7	5	51	21	159	89.0	21	139	6.6	28	3	1,876	

RYAN TANNEHILL'S NFL STATISTICS

REGULAR SEASON			PASSING											RUSHING				
Year	Team	GP/GS	Att	Cmp	Pct	Yds	Yd/Att	TD	INT	Lg	Sk	Yds	Rat	Att	Yds	Avg	Lg	TD
2012	MIA	16/16	484	282	58.3	3,294	6.8	12	13	80t	35	234	76.1	49	211	4.3	31	2
2013	MIA	16/16	588	355	60.4	3,913	6.7	24	17	67	58	399	81.7	40	238	6.0	48	1
2014	MIA	16/16	590	392	66.4	4,045	6.9	27	12	50	46	337	92.8	56	311	5.6	40	1
2015	MIA	16/16	586	363	61.9	4,208	7.2	24	12	54t	45	420	88.7	32	141	4.4	28	1
2016	MIA	13/13	389	261	67.1	2,995	7.7	19	12	74t	29	216	93.5	39	164	4.2	18	1
2017	MIA	0/0	Injured Reserve															
2018	MIA	11/11	274	176	64.2	1,979	7.2	17	9	75t	35	279	92.7	32	145	4.5	20	0
2019	TEN	12/10	286	201	70.3	2,742	9.6	22	6	91t	31	212	117.5	43	185	4.3	25	4
2020	TEN	16/16	481	315	65.5	3,819	7.9	33	7	75t	24	173	106.5	43	266	6.2	45t	7
2021	TEN	7/7	229	149	65.1	1,737	7.6	7	5	51	21	159	89.0	21	139	6.6	28	3
NFL Totals		123/121	3,907	2,494	63.8	28,732	7.4	185	93	91t	324	2,429	91.8	355	1,800	5.1	48	20

Regular Season Career record as starter: 65-56 (.537); Playoffs: 2-2 (.500)

PLAYOFFS			PASSING											RUSHING				
Year	Team	GP/GS	Att	Cmp	Pct	Yds	Yd/Att	TD	INT	Lg	Sk	Yds	Rat	Att	Yds	Avg	Lg	TD
2019	TEN	3/3	60	36	60.0	369	6.2	5	1	45t	5	40	98.5	13	35	2.7	9	1
2020	TEN	1/1	26	18	69.2	165	6.3	1	1	35	1	7	83.0	2	6	3.0	4	0
NFL Totals		4/4	86	54	62.8	534	6.2	6	2	45t	6	47	93.8	15	41	2.7	9	1

Single-Game Highs

Attempts - 58 at N.Y. Jets (11/29/15)
 Completions - 35 vs. Minnesota (12/21/14)
 Passing Yards - 431 at Arizona (9/30/12)
 Touchdown Passes - 4 (Four times, last vs. Houston 10/18/20)
 Long Completion - 91t at Oakland (12/8/19)
 Completion Percentage - 79.3 vs. L.A. Chargers (10/20/19)
 Passer Rating - 155.3 - vs. Oakland (9/23/18)
 Rushes - 8 (Twice, last at N.Y. Jets 9/16/18)
 Rushing Yards - **56 (Twice, last vs. Indianapolis 9/26/21)**
 Long Rush - 48 at Pittsburgh (12/8/13)
 Rushing Touchdowns - 2 (Three times, last at Houston 1/3/21)

Additional Statistics

Receptions - 1 for -4 yards (2014), 1 for 9 yards (2015), 1 for 0 yards (2020)
 Misc. Tackles - 1 (2012), 2 (2013), 3 (2014), 4 (2015), 1 (2018), 2 (2019), **1 (2021)**
 Fumble Recoveries - 1 (2012), 3 (2013), 4 (2014), 5 (2015), 3 (2016), 1 (2019), 3 (2020), **1 (2021)**
 Two-Point Conversions - 1 rush (2019), 1 pass, 1 rush (2020)

Playoff Single-Game Highs

Attempts - 31 at Kansas City (1/19/20)
 Completions - 21 at Kansas City (1/19/20)
 Passing Yards - 209 at Kansas City (1/19/20)
 Touchdown Passes - 2 (Twice, last at Kansas City 1/19/20)
 Long Completion - 45t at Baltimore (1/11/20)
 Rushes - 6 at Baltimore (1/11/20)
 Rushing Yards - 13 at Baltimore (1/11/20)
 Long Rush - 9 at Baltimore (1/11/20)
 Rushing Touchdowns - 1 at Baltimore (1/11/20)

Additional Playoff Statistics

Fumble Recoveries - 1 (2019)



93 TEAIR TART

DEFENSIVE TACKLE • 6'2" • 304 LBS • COLLEGE: FLORIDA INTERNATIONAL
ACQUIRED: FREE AGENT - 2020 • NFL EXPERIENCE (NFL/TITANS): 2/2
HOMETOWN: PHILADELPHIA, PA.
GAMES PLAYED/GAMES STARTED: 14/8 (PLAYOFFS: 0/0)

PRO: The Titans signed Teair Tart (first name pronounced "tee-AIR") as a rookie free agent following the 2020 NFL Draft. He registered seven total games played with one start during his rookie campaign. The 6-foot-2-inch, 304-pounder appeared in 23 games with 10 starts over two seasons at Florida International (2018-19), and totaled 51 tackles, 19.0 tackles for loss, six sacks, one pass defended, five quarterback pressures and two forced fumbles.

TITANS TIDBITS:

- Tart traveled an unlikely road to the NFL. He played two years of high school basketball in his hometown of Philadelphia, Pa., at Palmer Leadership Learning Partners Charter School—a school that did not have a football program. Prior to his junior year, West Philadelphia High School's defensive coordinator, Karl Patrick, saw Tart playing in a basketball tournament and eventually convinced him to transfer and begin playing football for the first time in his life. Two years later, Tart continued his football career at ASA College in New York but left six games into his first season after an older brother, Rasheed Spencer, was tragically killed in a motorcycle accident. Time passed, and Tart headed to Valley Forge (Pa.) Military Academy, followed by stops at East Mississippi Community College and Ellsworth (Iowa) Community College before finding a home for his final two collegiate campaigns at Florida International.
- Tart is the second youngest of 11 children in his family.

CAREER TRANSACTIONS:

- The Philadelphia, Pa., native was signed by the Titans as a rookie free agent on May 7, 2020.
- Waived by the Titans on Sept. 5, 2020 and signed to the practice squad a day later.
- Signed by the Titans to their active roster from the practice squad on Nov. 7, 2020.

SEASON RECAPS:

2021 (7/7):

- Against Arizona (9/12), started at nose tackle and collected two tackles.
- At Seattle (9/19), started at nose tackle and posted two tackles and two quarterback pressures. Teamed with David Long Jr. to stonewall Chris Carson for a one-yard loss on a rush off right tackle in the third quarter.
- Against Indianapolis (9/26), started at nose tackle and tallied a tackle.
- At N.Y. Jets (10/3), started at nose tackle and notched two tackles, including a stop for loss and a quarterback pressure. Stuffed Tevin Coleman for a one-yard loss on a rush off left tackle late in the second quarter.
- At Jacksonville (10/10), started at nose tackle. Shot through the line and disrupted Carlos Hyde resulting in a three-yard loss on a fourth-and-goal rush from the one-yard line in the fourth quarter.
- Against Buffalo (10/18), started at nose tackle and registered a tackle.
- Against Kansas City (10/24), started at nose tackle and collected two tackles.

2020 (7/1, 0/0): Played in seven games with one start at defensive end as a rookie and registered five tackles, two quarterback pressures, a stop for loss and a pass defended. Was suspended by the league for one contest. Missed two games, including the postseason contest while on the reserve/COVID-19 list. Spent the first seven weeks of the season on the team's practice squad. Tied for the team lead in passes defended once in 2020 (vs. IND). Made his NFL debut against Chicago (11/8/20). Made his first career NFL start on the defensive front at Green Bay (12/27/20).

- Against Chicago (11/8), saw action in his first NFL contest as a reserve at

defensive tackle and tallied a quarterback pressure.

- Against Indianapolis (11/12), played as a reserve at defensive tackle and collected a pass defended. Tipped a pass intended for Nyheim Hines at the line of scrimmage in the second quarter.
- At Indianapolis (11/29), played as a reserve at defensive tackle and recorded a tackle and a quarterback pressure. Shot through the line and dropped Nyheim Hines for no gain on a rush off right tackle in the fourth quarter.
- Against Detroit (12/20), played as a reserve on the defensive front and produced a tackle for loss. Stuffed Matthew Stafford for a one-yard loss after a botched shotgun snap in the fourth quarter.
- At Green Bay (12/27), made his first career NFL start at defensive end and registered two tackles. Combined with Matt Dickerson to stop Aaron Jones for no gain on a rush off right guard in the third stanza.

COLLEGE:

- Appeared in 23 games with 10 starts over two seasons at Florida International and totaled 51 tackles, 19.0 tackles for loss, six sacks, one pass defended, five quarterback pressures and two forced fumbles. Played at Ellsworth (Iowa) Community College in 2017 and ASA (N.Y.) College in 2016.
- As a senior (2019), appeared in 11 games and made eight starts. Tallied 32 tackles, a team-leading 12.0 tackles for loss, two sacks and one forced fumble.
- As a junior (2018), saw action in 12 games and made two starts. Posted 19 tackles, a team-high-tying seven tackles for loss, a team-leading four sacks, one pass defended and one forced fumble.
- As a sophomore (2017), appeared in two games for Ellsworth (Iowa) Community College and tallied five tackles, two tackles for loss and a sack.
- As a freshman (2016), saw action in six games for ASA (N.Y.) College and amassed 12 tackles, 7.5 tackles for loss and five sacks.
- Graduated from Florida International in December 2019 with a degree in liberal studies.

PERSONAL:

- Attended West Philadelphia (Pa.) High School where he was a first team All-Public and second team Daily News All-City Selection in 2014.
- Played offensive and defensive line and helped guide his team to its first PIAA 3A title.
- Son of Louise and Gary Spencer.
- Follow Tart on Instagram @teair215 and on Twitter @speedboy_te715.
- Born Teair Tart on Feb. 28, 1997 in Philadelphia, Pa.

TEAIR TART'S GAME-BY-GAME

2020 Tennessee Titans

Date	Opp	W/L	P/S	Tot Solo	Asst	Sk	- Yds	QBP	TFL	Int - Yds	-TD	PD	FF	FR - Yds	SpT
Sept 14	@ Den	W	PS												
Sept 20	Jax	W	PS												
Sept 27	@ Min	W	PS												
Oct 13	Buf	W	PS												
Oct 18	Hou	W	PS												
Oct 25	Pit	L	PS												
Nov 1	@ Cin	L	PS												
Nov 8	Chi	W	p	0	0	0	0.0	0.0	1	0	0	0	0	0	0
Nov 12	Ind	L	p	0	0	0	0.0	0.0	0	0	0	0	0	1	0
Nov 22	@ Bal	W	p	1	0	1	0.0	0.0	0	0	0	0	0	0	0
Nov 29	@ Ind	W	p	1	1	0	0.0	0.0	1	0	0	0	0	0	0
Dec 6	Cle	L	p	0	0	0	0.0	0.0	0	0	0	0	0	0	0
Dec 13	@ Jax	WSUS													
Dec 20	Det	W	p	1	1	0	0.0	0.0	0	1	0	0	0	0	0
Dec 27	@ GB	L	S	2	0	2	0.0	0.0	0	0	0	0	0	0	0
Jan 3	@ Hou	W	R/C												
Totals	11-5	7/1		5	2	3	0.0	0.0	2	1	0	0	1	0	0
Playoffs															
Jan 10	Bal	L	R/C												
Totals	0-1	0/0		0	0	0	0.0	0.0	0	0	0	0	0	0	0

2021 Tennessee Titans

Date	Opp	W/L	P/S	Tot Solo	Asst	Sk	- Yds	QBP	TFL	Int - Yds	-TD	PD	FF	FR - Yds	SpT
Sept 12	Ari	L	S	2	1	1	0.0	0.0	0	0	0	0	0	0	0
Sept 19	@ Sea	W	S	2	0	2	0.0	0.0	2	0	0	0	0	0	0
Sept 26	Ind	W	S	1	0	1	0.0	0.0	0	0	0	0	0	0	0
Oct 3	@ NYJ	L	S	2	2	0	0.0	0.0	1	1	0	0	0	0	0
Oct 10	@ Jax	W	S	0	0	0	0.0	0.0	0	0	0	0	0	0	0
Oct 18	Buf	W	S	1	1	0	0.0	0.0	0	0	0	0	0	0	0
Oct 24	KC	W	S	2	2	0	0.0	0.0	0	0	0	0	0	0	0
Oct 31	@ Ind														
Nov 7	@ LAR														
Nov 14	NO														
Nov 21	Hou														
Nov 28	@ NE														
Dec 12	Jax														
Dec 19	@ Pit														
Dec 23	SF														
Jan 2	Mia														
Jan 9	@ Hou														
Totals	5-2	7/7		10	6	4	0.0	0.0	3	1	0	0	0	0	0

TEAIR TART'S NFL STATISTICS

REGULAR SEASON

Year	Team	GP	GS	TACKLES							INTERCEPTIONS					FUMBLES			
				Tot	Solo	Asst	Sk	Yds	QBP	TFL	No	Yds	Lg	TD	PD	FF	FR	Yds	SpT
2020	Tennessee	7	1	5	2	3	0.0	0.0	2	1	0	0	0	0	1	0	0	0	0
2021	Tennessee	7	7	10	6	4	0.0	0.0	3	1	0	0	0	0	0	0	0	0	0
NFL Totals		14	8	15	8	7	0.0	0.0	5	2	0	0	0	1	0	0	0	0	0

PLAYOFFS

Year	Team	GP	GS	TACKLES							INTERCEPTIONS					FUMBLES			
				Tot	Solo	Asst	Sk	Yds	QBP	TFL	No	Yds	Lg	TD	PD	FF	FR	Yds	SpT
2020	Tennessee	0	0	0	0	0	0.0	0.0	0	0	0	0	0	0	0	0	0	0	0
NFL Totals		0	0	0	0	0	0.0	0.0	0	0	0	0	0	0	0	0	0	0	0

Single-Game Highs

Tackles - **2 (Five times, last vs. Kansas City 10/24/21)**

Tackles For Loss - **1 (Twice, last at N.Y. Jets 10/3/21)**

Quarterback Pressures - **2 at Seattle (9/19/21)**

Passes Defensed - **1 vs. Indianapolis (11/12/20)**



15 NICK WESTBROOK-IKHINE

WIDE RECEIVER • 6'2" • 211 LBS • COLLEGE: INDIANA
ACQUIRED: FREE AGENT - 2020 • NFL EXPERIENCE (NFL/TITANS): 2/2
HOMETOWN: LAKE MARY, FLA.
GAMES PLAYED/GAMES STARTED: 20/3 (PLAYOFFS: 1/0)

PRO: The Titans signed Nick Westbrook-Ikhine as a rookie free agent following the 2020 NFL Draft. The 6-foot-2-inch, 211-pounder appeared in 14 games with one start as a rookie in 2020 and caught three passes for 33 yards. The Lake Mary, Fla., native appeared in 52 games with 36 starts and totaled 144 receptions for 2,226 yards with 16 touchdowns over four seasons at Indiana. He ranked sixth in school history in catches, seventh in yardage and touchdowns, and tied for seventh in 100-yard receiving games (six), and became the seventh Hoosier to reach 125 receptions and 2,000 yards.

CAREER HIGHLIGHTS:

- As a rookie in 2020, Westbrook-Ikhine saw action in 14 games with one start and collected three receptions for 33 yards.

CAREER TRANSACTIONS:

- The Lake Mary, Fla., native was signed by the Titans as a rookie free agent on May 7, 2020.
- Waived by the Titans on Sept. 5, 2020 and signed to the practice squad a day later.
- Activated from the practice squad to the active roster standard elevation on Sept. 14, 2020.
- Signed by the Titans from the practice squad to the active roster on Sept. 16, 2020.

SEASON RECAPS:

2021 (6/2): Has led the team in receptions once in 2021 (vs. IND). Has led the team in receiving yards once in 2021 (vs. IND). Has tied for the team lead in special teams tackles once in 2021 (vs. BUF).

- Against Arizona (9/12), played as a reserve at wide receiver and on special teams. Set up the Titans' first touchdown with a 10-yard catch down to the Cardinals' one-yard line on third-and-10 in the second quarter.
- At Seattle (9/19), saw action as a reserve at wide receiver and on special teams. Caught one pass for six yards. Posted a special teams tackle on coverage units.
- Against Indianapolis (9/26), started at wide receiver and led the with a career-high four catches and a career-best 53 receiving yards with his first career touchdown. Corralled his first career touchdown reception on an 18-yard slant to give the Titans a 14-7 lead in the second quarter. Drew a 30-yard pass interference penalty during the Titans' third touchdown drive early in the fourth quarter.
- At N.Y. Jets (10/3), started at wide receiver and caught three passes for 29 yards.
- At Jacksonville (10/10), was inactive.
- Against Buffalo (10/18), saw action as a reserve at wide receiver and caught three passes for 27 yards. Registered a special teams stop on coverage units. Hauled in all three receptions for 27 yards, including an eight-yard grab on third-and-six during the Titans' game-winning touchdown drive in the fourth quarter.
- Against Kansas City (10/24), saw action as a reserve at wide receiver and on special teams.

2020 (14/1, 1/0): Appeared in 14 games with one start at wide receiver as a rookie and caught three passes for 33 yards. Collected two special teams tackles on coverage units. Was inactive for two games. Saw action as a reserve in the postseason contest and caught two passes for 17 yards and led the team with a special teams tackle. Led or tied for the team lead

in special teams tackles twice in 2020 (at HOU, vs. BAL). Made his NFL debut against Jacksonville (9/20/20). Made his first career start against Houston (10/18/20).

- Against Jacksonville (9/20), played as a reserve on special teams and at wide receiver in his first NFL contest.
- Against Buffalo (10/13), played significant snaps as a reserve at wide receiver and notched his first career NFL reception for seven yards.
- Against Houston (10/18), made his first career start at wide receiver and hauled in a two-point conversion in the fourth quarter. Increased the Titans' lead to 29-23 with a two-point conversion grab in the back of the endzone in the fourth quarter.
- At Baltimore (11/22), played as a reserve on special teams and caught one pass from Logan Woodside for seven yards on a fake punt in the second quarter.
- Against Detroit (12/20), played as a reserve on special teams. Notched a tackle on defense and a special teams stop on coverage units. Raced down the field as a gunner and stonewalled Jamal Agnew for a one-yard loss on a punt return in the third quarter. Sniffed out a fake punt and stuffed C.J. Moore one yard short of the first down in the fourth quarter.
- At Green Bay (12/27), saw action as a reserve at wide receiver and on special teams. Hauled in one pass for 19 yards.
- At Houston (1/3), played as a reserve at wide receiver and on special teams in the Titans' division-clinching victory. Notched a special teams tackle on coverage units.
- Against Baltimore (1/10), saw action as a reserve at wide receiver and caught two passes for 17 yards in his postseason debut. Registered a special teams tackle on coverage units.

COLLEGE:

- Appeared 52 games with 36 starts and totaled 144 receptions for 2,226 yards with 16 touchdowns over four seasons at Indiana. Ranked sixth in school history in catches, seventh in yardage and touchdowns, and tied for seventh in 100-yard receiving games (six). Became the seventh Hoosier to reach 125 receptions and 2,000 yards.
- As a senior (2019), appeared in all 13 games and made 12 starts. Caught 42 passes for 572 yards and a team-high five touchdowns. Named as a William V. Campbell Trophy semifinalist.
- As a redshirt junior (2018), started all 12 games and made 42 catches for a team-leading 590 yards and four touchdowns. Named to the Biletnikoff Award Watch List.
- As a junior (2017), received a medical redshirt after suffering a season-ending injury in the season opener.
- As a sophomore (2016), saw action in all 13 games and made 12 starts. Made 54 receptions for 995 yards and six touchdowns, all of which were career-high marks. His 995 yards led the team and ranked seventh on Indiana's single-season list.
- As a freshman (2015), appeared in all 13 games and made six receptions for 69 yards and one touchdown.
- Graduated in December 2019 with a business marketing degree from Indiana.

PERSONAL:

- Attended Lake Mary (Fla.) High School where he was named first team all-state, all-district and All-Central Florida as a senior after he recorded 84 receptions for 1,853 yards and 21 touchdowns.
- Caught 52 passes for 826 yards and 13 scores as a junior.

- Also lettered in track and field and lacrosse.
- Son of Amy and Jeff Nickel.
- Follow Westbrook-Ikhine on Twitter @nick_west15 and on Instagram @nickwestbrook15.
- Born Nicholas Westbrook-Ikhine on March 21, 1997 in Lake Mary, Fla.

NICK WESTBROOK-IKHINE'S GAME-BY-GAME

2020 Tennessee Titans					RECEIVING				
Date	Opp.	W/L	P/S	No	Yds	Avg	Lg	TD	
Sept 14	@ Den	W	IA						
Sept 20	Jax	W	p	0	0	-	0	0	
Sept 27	@ Min	W	p	0	0	-	0	0	
Oct 13	Buf	W	p	1	7	7.0	7	0	
Oct 18	Hou	W	S	0	0	-	0	0	
Oct 25	Pit	L	p	0	0	-	0	0	
Nov 1	@ Cin	L	p	0	0	-	0	0	
Nov 8	Chi	W	p	0	0	-	0	0	
Nov 12	Ind	L	p	0	0	-	0	0	
Nov 22	@ Bal	W	p	1	7	7.0	7	0	
Nov 29	@ Ind	W	p	0	0	-	0	0	
Dec 6	Cle	L	IA						
Dec 13	@ Jax	W	p	0	0	-	0	0	
Dec 20	Det	W	p	0	0	-	0	0	
Dec 27	@ GB	L	p	1	19	19.0	19	0	
Jan 3	@ Hou	W	p	0	0	-	0	0	
Totals		11-5	14/1	3	33	11.0	19	0	
Playoffs									
Jan 10	Bal	L	p	2	17	8.5	12	0	
Totals		0-1	1/0	2	17	8.5	12	0	

2021 Tennessee Titans					RECEIVING				
Date	Opp.	W/L	P/S	No	Yds	Avg	Lg	TD	
Sept 12	Ari	L	p	1	10	10.0	10	0	
Sept 19	@ Sea	W	p	1	6	6.0	6	0	
Sept 26	Ind	W	S	4	53	13.3	18t	1	
Oct 3	@ NYJ	L	S	3	29	9.7	18	0	
Oct 10	@ Jax	W	IA						
Oct 18	Buf	W	p	3	27	9.0	14	0	
Oct 24	KC	W	p	0	0	-	0	0	
Oct 31	@ Ind								
Nov 7	@ LAR								
Nov 14	NO								
Nov 21	Hou								
Nov 28	@ NE								
Dec 12	Jax								
Dec 19	@ Pit								
Dec 23	SF								
Jan 2	Mia								
Jan 9	@ Hou								
Totals		5-2	6/2	12	125	10.4	18t	1	

NICK WESTBROOK-IKHINE'S NFL STATISTICS

REGULAR SEASON				RECEIVING					RUSHING				
Year	Team	GP	GS	No	Yds	Avg	Lg	TD	Att	Yds	Avg	Lg	TD
2020	Tennessee	14	1	3	33	11.0	19	0	0	0	-	0	0
2021	Tennessee	6	2	12	125	10.4	18t	1	0	0	-	0	0
NFL Totals		20	3	15	158	10.5	19	1	0	0	-	0	0

PLAYOFFS				RECEIVING					RUSHING				
Year	Team	GP	GS	No	Yds	Avg	Lg	TD	Att	Yds	Avg	Lg	TD
2020	Tennessee	1	0	2	17	8.5	12	0	0	0	-	0	0
NFL Totals		1	0	2	17	8.5	12	0	0	0	-	0	0

Single-Game Highs

Receptions - **4 vs. Indianapolis (9/26/21)**
 Receiving Yards - **53 vs. Indianapolis (9/26/21)**
 Long Reception - 19 at Green Bay (12/27/20)
 Receiving Touchdown - **1 vs. Indianapolis (9/26/21)**

Additional Career Statistics

Tackles - 1 (2020)
 Special Teams Tackles - 2 (2020), **2 (2021)**
 Misc. Tackles - 1 (2020)
 Two-Point Conversions - 1 reception (2020)

Playoff Single-Game Highs

Receptions - 2 vs. Baltimore (1/10/21)
 Receiving Yards - 17 vs. Baltimore (1/10/21)
 Long Reception - 12 vs. Baltimore (1/10/21)

Additional Career Playoff Statistics

Special Teams Tackles - 1 (2020)



53 AVERY WILLIAMSON

LINEBACKER • 6'1" • 246 LBS • COLLEGE: KENTUCKY
ACQUIRED: FREE AGENT - 2021 • NFL EXPERIENCE (NFL/TITANS): 8/5
HOMETOWN: MILAN, TENN.
GAMES PLAYED/GAMES STARTED: 95/85 (PLAYOFFS: 3/2)

PRO: The Titans used their fifth-round pick in the 2014 NFL Draft on Kentucky linebacker Avery Williamson. The 6-foot-1-inch, 246-pound defender returned to the Titans in 2021 after parts of three seasons with the N.Y. Jets and Pittsburgh Steelers. He entered the NFL with a reputation as an aggressive, downhill, sure-tackling inside linebacker. In 2016, Williamson led Tennessee with 149 tackles and became the first player in the Titans era to start his career with back-to-back-to-back 100-tackle seasons. He had one of the most productive seasons of any Titans defensive rookie in recent memory in 2014. Even though he did not record his first start until Week 5, he produced 107 tackles to rank third on the team and record the highest tackle total by a rookie in the "Titans era" (1999–present).

CAREER HIGHLIGHTS:

- In 2018, Williamson posted a career-high 159 tackles in his first campaign with the N.Y. Jets.
- In 2017, Williamson finished second on the Titans with 125 tackles, three sacks, 12 quarterback pressures, seven stops for loss, two passes defended and two forced fumbles.
- In 2016, Williamson led the Titans in tackles for the second consecutive season with 149 stops.
- In 2015, Williamson led the Titans with 137 tackles and ranked third on the squad with nine tackles for loss. He became the first player in the Titans era to start his career with back-to-back 100-tackle seasons.
- As a rookie, Williamson saw action in all 16 games with 12 starts at linebacker and ranked third on the Titans with 107 tackles. He also tied for third on the squad with three sacks.

TITANS TIDBITS:

- Williamson grew up in the West Tennessee town of Milan, which is approximately a two-hour drive from Nashville. He lists Eddie George, Steve McNair and Jevon Kearse as his favorite Titans as a child.
- Williamson returned to Kentucky the offseason following his first year with the Jets (2019) to complete his degree in communications, finishing his last final following the team's voluntary minicamp in April.
- Received the 2018 Kyle Clifton "Good Guy" Award from the Jets staff that regularly interacts with players.
- Following the 2017 season, Williamson along with other current and former NFL players, visited Israel for the week-long tour, presenting a jersey to president Reuven Rivlin and meeting with Prime Minister Benjamin Netanyahu. On the trip he swam in the Dead Sea, and visited Jerusalem's Western Wall Tunnels, City of David and Christian holy sites in the Old City. He was also baptized in the Jordan River along with his sister.
- During the 2016 offseason, Williamson spent time as an analyst on the set of NFL Network.
- One of Williamson's "bucket list" items is to see the pyramids in Egypt.
- In 2013, he was chosen to represent the Kentucky football program on a one-week educational/service trip in Ethiopia.

CAREER TRANSACTIONS:

- The Milan, Tenn., native was selected by the Titans in the fifth round (151st overall) of the 2014 NFL Draft.
- Signed by the N.Y. Jets as an unrestricted free agent on March 14, 2018.
- Traded by the Jets with their 2022 seventh-round pick to the Pittsburgh Steelers for a 2022 fifth-round pick.
- Signed by the Denver Broncos to their practice squad on Oct. 6, 2021.
- Signed by the Titans to their active roster from the Broncos' practice

squad on Oct. 13, 2021.

SEASON RECAPS:

2021 (1/0 - Tennessee):

- Against Buffalo (10/18), dressed but did not play.
- Against Kansas City (10/24), played as a reserve on special teams.

2020 (7/6 - N.Y. Jets; 8/4, 1/0 - Pittsburgh): Saw action in seven games with six starts for the Jets and registered 59 tackles, an interception and three passes defended. Was inactive for the regular season opener. Traded to the Steelers on Nov. 2, 2020. Played in eight games with four starts for the Steelers and collected 52 tackles, a sack, three stops for loss and two quarterback pressures. Did not play in one contest. Played as a reserve in Pittsburgh's postseason contest.

- Against Arizona (10/11), notched eight tackles and two passes defended, including an interception of Kyler Murray that he returned 21 yards in the second quarter.
- Against Indianapolis (12/27), posted 14 tackles, two tackles for loss and an eight-yard sack of Philip Rivers in the third quarter.

2019 (0/0 - N.Y. Jets): Missed the entire season after being placed on injured reserve on Aug. 18 with an injury suffered in the preseason.

2018 (16/16 - N.Y. Jets): Started all 16 games for the third consecutive season and registered a single-season-best 159 tackles to lead the team. It marked the fifth consecutive season with 100+ tackles to begin his career. Added three sacks, an interception, a career-best seven passes defended, two forced fumbles and a fumble recovery. Finished the season as one of just eight players to register multiple sacks, forced fumbles, passes defended, tackles for loss and quarterback hits, all while producing at least 100 total tackles.

- At Cleveland (9/20), posted 14 tackles, including two sacks of Tyrod Taylor.
- At Miami (11/4), recorded 11 tackles, including an eight-yard sack of Brock Osweiler.
- Against Indianapolis (10/14), notched five tackles and intercepted an Andrew Luck pass which he returned 36 yards.

2017 (16/16, 2/2 - Tennessee): Started all 16 games at linebacker and ranked second on the team with 125 tackles, three sacks, 12 quarterback pressures, seven stops for loss, two passes defended and two forced fumbles. Started at linebacker in his first two career postseason games and amassed two tackles, a quarterback pressure and a pass defended. Led or tied for the team lead in tackles five times in 2017 (vs. OAK, at MIA, at CLE, at IND, vs. JAX). Tied for the team lead in sacks once in 2017 (at SF). Led the team in quarterback pressures once in 2017 (at SF). Tied for the team lead in passes defended once in 2017 (at JAX).

- Against Oakland (9/10), started at linebacker and tied for the team lead with 10 tackles. Stopped DeAndré Washington for no gain on a rush off right tackle in the final stanza.
- At Jacksonville (9/17), started at linebacker and collected nine tackles and a pass defended. Tipped a pass intended for Marquise Lee that was then intercepted by Curtis Riley in the second quarter.
- At Miami (10/8), started at linebacker and led the team with 10 tackles. Combined with Erik Walden to stuff Jay Ajayi for no gain on a rush off right guard in the third quarter.
- Against Indianapolis (10/16), started at linebacker and recorded six

tackles and a forced fumble. Forced a Jack Doyle fumble that was recovered by Wesley Woodyard in the third quarter.

- At Cleveland (10/22), started at linebacker and led the team with 15 tackles, including a stop for loss. Stuffed Isaiah Crowell for a five-yard loss on a rush off right tackle in the third quarter.
- At Indianapolis (11/26), started at linebacker and led the team with 12 tackles, including a sack, a stop for loss and a quarterback pressure. Teamed with Kevin Dodd to stuff Frank Gore for no gain on a rush up the middle in the second quarter. Combined with Wesley Woodyard to stonewall Gore for a one-yard loss on a rush off right guard in the third quarter. Sacked Jacoby Brissett in the third quarter.
- Against Houston (12/3), started at linebacker and produced seven tackles and a quarterback pressure. Combined with DaQuan Jones to stuff Lamar Miller for no gain on a rush off left guard in the first quarter. Teamed with Johnathan Cyprien to stop Alfred Blue for a one-yard loss on a rush up the middle in the first quarter.
- At Arizona (12/10), started at linebacker and tallied four tackles, including a sack, a stop for loss and a quarterback pressure. Sacked Blaine Gabbert for a four-yard loss on third-and-eight late in the fourth quarter.
- At San Francisco (12/17), started at linebacker and posted six tackles, including a sack, a team-best four quarterback pressures and two stops for loss. Flew through the line and sacked Jimmy Garoppolo for an eight-yard loss in the first quarter. Stuffed Carlos Hyde for a four-yard loss on a rush off left tackle in the second stanza.
- Against Jacksonville (12/31), started at linebacker and led the team with 12 tackles, including two stops for loss, a quarterback pressure, a forced fumble and a pass defended. Batted down a pass intended for James O'Shaughnessy early in the first quarter. Stuffed T.J. Yeldon for a two-yard loss on a screen pass in the opening stanza. Stonewalled Leonard Fournette for no gain on a rush off right tackle in the first quarter. Combined with Sylvester Williams to stop Fournette for no gain on a rush off left guard in the third stanza. Forced a Fournette fumble that was recovered by the Jaguars in the fourth quarter.
- At Kansas City (1/6), started at linebacker and recorded a tackle and a quarterback pressure in his first career postseason game. Combined with Wesley Woodyard to stuff Kareem Hunt for a one-yard loss on a rush off right end in the third quarter.
- At New England (1/13), started at linebacker and registered a tackle and a pass defended. Teamed with Kevin Byard to stop James White for no gain on a rush up the middle early in the second quarter. Broke up a pass intended for Rob Gronkowski on the first play of the fourth quarter.

2016 (16/16 - Tennessee): Started all 16 games at linebacker and led the team for the second consecutive season with 149 tackles. Led or tied for the team lead in tackles 13 times in 2016 (vs. MIN, at DET, vs. OAK, at HOU, at MIA, vs. CLE, vs. IND, vs. JAX, at SD, at IND, at CHI, vs. DEN, vs. HOU). Tied for the team lead in sacks twice in 2016 (vs. CLE, vs. JAX).

- Against Minnesota (9/11), started at linebacker and led the team with 10 tackles, including a stop for loss and a quarterback pressure. Teamed with Sean Spence to stuff Adrian Peterson for a two-yard loss on the rush off left tackle in the second quarter.
- At Detroit (9/18), started at linebacker and led the team with 11 tackles before leaving the game early in the fourth quarter with an injury.
- Against Oakland (9/25), started at linebacker and led the team with 13 tackles with an interception and a quarterback pressure. Intercepted a Derek Carr pass that was deflected by Jason McCourty at the Tennessee 26-yard line in the fourth quarter.
- At Houston (10/2), started at linebacker and recorded a team-best 15 tackles, including a stop for loss. Teamed with Karl Klug to stuff Alfred Blue for no gain on a rush off left guard in the second quarter.
- Against Cleveland (10/16), started at linebacker and led the team with 10 tackles, including a sack and two quarterback pressures. Dropped Cody Kessler for a five-yard sack early in the fourth quarter.
- Against Indianapolis (10/23), started at linebacker and led the team with nine tackles. Combined with Jurrell Casey to stonewall Robert Turbin for no gain on a rush up the middle in the final stanza.
- Against Jacksonville (10/27), started at linebacker and tied for the team lead with eight tackles, including a sack and a quarterback pressure. Halted a Jaguars' drive by dropping Blake Bortles for a nine-yard sack on third-and-six late in the second quarter.
- At Indianapolis (11/20), started at inside linebacker and led the team with 10 tackles while adding a quarterback pressure. Combined with Wesley

Woodyard to stop Frank Gore for no gain on a rush off right tackle late in the fourth quarter.

- Against Denver (12/11), started at inside linebacker and tied for the team lead with seven tackles, a stop for loss and a forced fumble. Stonewalled Devontae Booker for no gain on a third-and-one rush up the middle late in the first quarter. Sealed the win by forcing an A.J. Derby fumble that was recovered by Daimion Stafford with 53 seconds left to play in the fourth quarter.
- At Kansas City (12/18), started at inside linebacker and tallied seven tackles, including a stop for loss and a quarterback pressure. Got the Titans' offense the ball back late in the fourth quarter by stuffing Alex Smith for no gain on a third-and-two rush late in the fourth quarter.
- Against Houston (1/1), started at inside linebacker and led the team with 11 tackles, including two stops for loss and a quarterback pressure. Stuffed Jonathan Grimes for a two-yard loss on a rush up the middle early in the second quarter.

2015 (15/15 - Tennessee): Started 15 games at inside linebacker and led the team with 137 tackles. Became the first player in the Titans era to start his career with back-to-back 100-tackle seasons. Ranked third on the squad with nine tackles for loss. Registered 3.5 sacks, 13 quarterback pressures and an interception. Was inactive for one contest. Led or tied for the team lead in tackles six times in 2015 (vs. IND, at NO, vs. CAR, vs. OAK, at NE at IND). Led or tied for the team lead in tackles for loss four times in 2015 (vs. CAR, at JAX, vs. OAK, vs. HOU). Led or tied for the team lead in sacks twice in 2015 (at JAX, vs. OAK). Tied for the team lead in quarterback pressures once in 2015 (vs. CAR). Registered a career-best 16 tackles against Carolina (11/15/15).

- Against Indianapolis (9/27), started at inside linebacker and led the team with a then career-high tying 12 tackles. Stuffed Frank Gore for no gain on a rush off right tackle in the first quarter.
- Against Buffalo (10/11), started at linebacker and finished second on the team with nine tackles, including a sack, a tackle for loss and a quarterback pressure. Dropped Tyrod Taylor for a 12-yard sack in the third quarter.
- Against Atlanta (10/25), started at inside linebacker and amassed five tackles and his first career interception. Teamed with Wesley Woodyard to stuff Devonta Freeman for no gain on a rush off left guard early in the fourth quarter. Intercepted a deflected Matt Ryan fourth-and-goal pass in the end zone late in the fourth quarter.
- At New Orleans (11/8), started at inside linebacker and tied for the team lead with 10 tackles, including two quarterback pressures. Teamed with Angelo Blackson to stuff Mark Ingram for a one-yard loss on a rush off right tackle in the final stanza. Stonewalled Ingram for no gain on a run off right guard in the fourth quarter.
- Against Carolina (11/15), started at inside linebacker and led the team with a career-high 16 tackles, including a half sack, three tackles for loss and two quarterback pressures. Stonewalled Jonathan Stewart for a one-yard loss on a rush off right end in the first quarter. Stuffed Stewart for a two-yard loss on a rush off left tackle in the third stanza. Combined with David Bass to drop Cam Newton for a nine-yard sack late in the third quarter.
- At Jacksonville (11/19), started at inside linebacker and collected five tackles, a sack, three tackles for loss and a quarterback pressure. Combined with Wesley Woodyard to stuff Denard Robinson for no gain on a rush up the middle in the third quarter. Ended a Jaguars' drive by sacking Blake Bortles for a five-yard loss on third-and-nine in the fourth quarter. Stuffed T.J. Yeldon for no gain on a third-and-one carry up the middle late in the fourth quarter.
- Against Oakland (11/29), started at inside linebacker and led the team with 13 tackles, a sack, a stop for loss and a quarterback pressure. Dropped Derek Carr for a seven-yard sack in the first quarter.
- At New England (12/20), started at inside linebacker and led the team with 15 tackles. Combined with DaQuan Jones to stuff Brandon Bolden for no gain on a rush off right tackle in the final stanza.
- At Indianapolis (1/3), started at inside linebacker and led the team with 10 tackles with a quarterback pressure.

2014 (16/12 - Tennessee): Appeared in 16 games with 12 starts at linebacker and ranked third on the team with 107 tackles in his rookie campaign. Tied for third on the squad with three sacks. Posted eight quarterback pressures, eight stops for loss, four passes defended and two fumble recoveries. Recorded seven special teams tackles on coverage

units. Led or tied for the team lead in tackles three times in 2014 (vs. HOU, at BAL, vs. PIT). Led or tied for the team lead in sacks twice in 2014 (vs. HOU, vs. PIT). Tied for the team lead in passes defended twice in 2014 (vs. CLE, at HOU). Led or tied for the team lead in quarterback pressures three times in 2014 (at BAL, vs. PIT, at HOU). Registered his first career NFL start against Cleveland (10/5/14). Made his NFL debut at Kansas City (9/7/14).

- At Kansas City (9/7), made his NFL debut as a reserve on special teams.
- At Cincinnati (9/21), played as a reserve at linebacker and posted four tackles, including a stop for loss. Stonewalled Jeremy Hill for a two-yard loss on a rush off right guard in the second quarter.
- At Indianapolis (9/28), saw significant action as a reserve inside linebacker and finished second on the team with nine tackles.
- Against Cleveland (10/5), made his first career start at inside linebacker and finished second on the team with nine tackles and two passes defended. Halted a Browns' drive by breaking up a third-and-five pass intended for Jordan Cameron late in the second quarter. Broke up a pass intended for Cameron on third-and-three late in the third stanza.
- Against Jacksonville (10/12), started at inside linebacker and totaled seven tackles, including a stop for loss and a fumble recovery. Stopped Jordan Todman for no gain on a rush up the middle in the first stanza. Stuffed Todman for a one-yard loss on a rush off left end in the second quarter. Ended a potential Jaguars' scoring drive by recovering a Cecil Shorts III fumble that was forced by Jason McCourty at the Titans' eight-yard line in the fourth quarter.
- At Washington (10/19), started at inside linebacker and collected nine tackles and a fumble recovery. Recovered a Kirk Cousins fumble that was forced by a Derrick Morgan strip-sack in the first quarter.
- Against Houston (10/26), started at linebacker and led the team with 11 tackles, including a sack, two tackles for loss, a pass defended and a quarterback pressure. Stonewalled Arian Foster for a four-yard loss on a screen pass in the first quarter. Stopped Alfred Blue for no gain on a rush up the middle in the opening quarter. Registered his first career sack by dropping Ryan Fitzpatrick for a seven-yard loss in the second quarter. Knocked down a pass intended for Damaris Johnson in the second quarter.
- At Baltimore (11/9), started at linebacker and led the team with a career-best 12 tackles, including two stops for loss and two quarterback pressures. Stuffed Justin Forsett for a two-yard loss on a rush off left tackle in the second quarter. Stonewalled Steve Smith for no gain on a short pass early in the third quarter. Stopped Forsett for a three-yard loss on a rush off right end in the final stanza. Notched a special teams tackle on coverage units.
- Against Pittsburgh (11/17), started at linebacker and tied for the team lead with nine tackles, including a career-best two sacks, a team-high three quarterback pressures and a stop for loss. Teamed with Derrick Morgan to sack Ben Roethlisberger for a one-yard loss in the second quarter. Combined with Wesley Woodyard to sack Roethlisberger for an eight-yard loss in the third quarter. On the next play, ended a Steelers' drive by sacking Roethlisberger for an eight-yard loss on third-and-14. Collected a special teams tackle.
- At Houston (11/30), started at linebacker and notched six tackles, two quarterback pressures and a pass defended. Teamed with Derrick Morgan to stop Damaris Johnson for a seven-yard loss on a reverse in the fourth quarter. Batted down a pass intended for Foster in the fourth quarter.
- Against N.Y. Giants (12/7), started at linebacker and totaled eight tackles, including a stop for loss. Notched a special teams tackle. Teamed with Jurrell Casey to stonewall Andre Williams for a three-yard loss on a rush off left tackle in the second quarter. Stuffed Williams for no gain on a rush up the middle in the second stanza.

COLLEGE:

- In a four-year career at Kentucky, Williamson played in 49 games with 21 starts. He finished his career with 296 total tackles, including double-digit tackles in 12 career contests. After primarily serving on special teams in his first two years, he went over the 100-tackle mark as a junior (135) and senior (102).
- As a senior (2013), played in 12 games with 11 starts and finished the season as Kentucky's leading tackler for the second consecutive year, posting 102 total tackles to tie for fourth in the SEC. Additionally, he posted four tackles for loss, one sack, three quarterback hurries and two fumble recoveries. Served as captain in all 12 games. Had double-digit tackles in four games. Named All-SEC first team by CollegeSportsMadness.

com. Earned All-SEC second-team honors from Associated Press, SEC Coaches, ESPN.com, Phil Steele's College Football and Athlon Sports. Also named to the SEC Community Service Team.

- As a junior (2012), registered 10 starts in 12 games and finished first on the team, second in the SEC and placed seventh nationally with 135 total tackles. Earned second-team All-SEC honors from CollegeSportsMadness.com and third-team All-SEC by Phil Steele's College Football. Had eight double-figure tackle performances. Recorded a streak of four games with at least 13 tackles in each game, the first UK player to do so since Randy Holleran in 1990. Additional contributions during the season included 4.5 tackles for loss, three sacks, an interception, four passes defended, two forced fumbles and a fumble recovery.
- As a sophomore (2011), played in all 12 games and registered 49 tackles, a tackle for loss, an interception, a pass defended and a forced fumble. Recorded at least two tackles in every game.
- As a freshman (2010), played in all 13 games, helping give the Wildcats depth at middle linebacker and totaled 10 tackles and one pass breakup.
- At the 2014 NFL Scouting Combine, he placed sixth among linebackers with a 4.66-second 40-yard dash and third among his position group with a 4.07-second short shuttle.
- Graduated with a degree in integrated strategic communications from Kentucky.

PERSONAL:

- Attended Milan (Tenn.) High School, where he was a first-team Class AAA All-State linebacker as tabbed by the Tennessee Sports Writers Association. Led Milan to consecutive state championship finals with identical 14-1 records as a junior and senior. Named Region Defensive Player of the Year as a junior and senior. Named one of the top 15 players in Tennessee by Rivals.com.
- As a senior, named West Tennessee Player of the Year by the *Jackson Sun*. Made 125 tackles with one interception during the regular season in his senior year, and he also rushed for 416 yards and seven touchdowns at fullback.
- As a junior, collected 119 tackles, including 21 for loss. He set a Tennessee state championship game record with 22 tackles in the title contest.
- Was named the Outstanding Senior of his graduating high school class, recognizing academics, character and athletics. He was also a member of the honor-student club and the Spanish Club.
- At Kentucky, he was active in the community, participating in the Big Blue U Move-In (2011, 2012), the God's Pantry project (2012, 2013), Read Across America (2012, 2013), Salvation Army bellringing (2012), the "Be the Match" bone marrow drive (2012) and several school visits.
- List of favorites: (movie) "Friday"; (TV show) "Chappelle's Show"; (music artist) Yo Gotti; (school subject) public speaking; (car) Lamborghini; (books) mysteries; (food) baked chicken; and (athlete as a child) Ray Lewis.
- Follow Williamson on Twitter and Instagram at @AWilliamson54.
- Born Avery Milton Williamson on March 9, 1992 in Cleveland, Ohio.

AVERY WILLIAMSON'S TITANS GAME-BY-GAME

2014 Tennessee Titans

Date	Opp	W/L	P/S	Tot Solo Asst	Sk - Yds	QBP	TFL	Int - Yds	-TD	PD	FF	FR - Yds	SpT
Sept 7	@ KC	W	p	0	0	0	0	0	0	0	0	0	0
Sept 14	Dal	L	p	0	0	0	0	0	0	0	0	0	0
Sept 21	@ Cin	L	p	4	2	2	0	0	0	0	0	0	0
Sept 28	@ Ind	L	p	9	6	3	0	0	0	0	0	0	0
Oct 5	Cle	L	S	9	4	5	0	0	0	2	0	0	1
Oct 12	Jax	W	S	7	3	4	0	0	0	0	1	41	0
Oct 19	@ Was	L	S	9	5	4	0	0	0	0	0	1	2
Oct 26	Hou	L	S	11	8	3	1.0	7.0	1	2	0	0	0
Nov 9	@ Bal	L	S	12	7	5	0.0	0.0	2	2	0	0	0
Nov 17	Pit	L	S	9	3	6	2.0	12.5	3	1	0	0	0
Nov 23	@ Phi	L	S	6	4	2	0.0	0.0	0	0	0	0	0
Nov 30	@ Hou	L	S	6	2	4	0.0	0.0	2	0	0	0	0
Dec 7	NYG	L	S	8	3	5	0.0	0.0	0	1	0	0	0
Dec 14	NYJ	L	S	6	4	2	0.0	0.0	0	0	0	0	0
Dec 18	@ Jax	L	S	5	2	3	0.0	0.0	0	0	0	0	0
Dec 28	Ind	L	S	6	2	4	0.0	0.0	0	0	0	0	0
Totals				2-14	16/12	107	55	52	3.0	19.5	8	8	0

2015 Tennessee Titans

Date	Opp	W/L	P/S	Tot Solo Asst	Sk - Yds	QBP	TFL	Int - Yds	-TD	PD	FF	FR - Yds	SpT
Sept 13	@ TB	W	S	5	2	3	0.0	0.0	1	0	0	0	0
Sept 20	@ Cle	L	S	6	3	3	0.0	0.0	0	0	0	0	0
Sept 27	Ind	L	S	12	8	4	0.0	0.0	0	0	0	0	0
Oct 11	Buf	L	S	9	7	2	1.0	12.0	1	1	0	0	0
Oct 18	Mia	L	IA										
Oct 25	Atl	L	S	5	4	1	0.0	0.0	0	0	1	0	0
Nov 1	@ Hou	L	S	7	2	5	0.0	0.0	2	0	0	0	0
Nov 8	@ NO	W	S	10	6	4	0.0	0.0	2	0	0	0	0
Nov 15	Car	L	S	16	9	7	0.5	4.5	2	3	0	0	0
Nov 19	@ Jax	L	S	5	3	2	1.0	5.0	1	3	0	0	0
Nov 29	Oak	L	S	13	7	6	1.0	7.0	1	1	0	0	0
Dec 6	Jax	W	S	8	4	4	0.0	0.0	1	0	0	0	0
Dec 13	@ NYJ	L	S	7	2	5	0.0	0.0	1	0	0	0	0
Dec 20	@ NE	L	S	15	9	6	0.0	0.0	0	0	0	0	0
Dec 27	Hou	L	S	9	5	4	0.0	0.0	0	1	0	0	0
Jan 3	@ Ind	L	S	10	8	2	0.0	0.0	1	0	0	0	0
Totals				3-13	15/15	137	79	58	3.5	28.5	13	9	1

2016 Tennessee Titans

Date	Opp	W/L	P/S	Tot Solo Asst	Sk - Yds	QBP	TFL	Int - Yds	-TD	PD	FF	FR - Yds	SpT
Sept 11	Min	L	S	10	4	6	0.0	0.0	1	1	0	0	0
Sept 18	@ Det	W	S	11	6	5	0.0	0.0	0	0	0	0	0
Sept 25	Oak	L	S	13	4	9	0.0	0.0	1	0	1	0	0
Oct 2	@ Hou	L	S	15	9	6	0.0	0.0	0	1	0	0	0
Oct 9	@ Mia	W	S	8	3	5	0.0	0.0	0	0	0	0	0
Oct 16	Cle	W	S	10	6	4	1.0	5.0	2	0	0	0	0
Oct 23	Ind	L	S	9	5	4	0.0	0.0	0	0	0	0	0
Oct 27	Jax	W	S	8	6	2	1.0	9.0	1	0	0	0	0
Nov 6	@ SD	L	S	10	4	6	0.0	0.0	0	0	0	0	0
Nov 13	GB	W	S	3	2	1	0.0	0.0	0	0	0	0	0
Nov 20	@ Ind	L	S	10	7	3	0.0	0.0	1	0	0	0	0
Nov 27	@ Chi	W	S	11	6	5	0.0	0.0	1	0	0	0	0

Dec 11	Den	W	S	7	2	5	0.0	0.0	0	1	0	0	0
Dec 18	@ KC	W	S	7	3	4	0.0	0.0	1	1	0	0	0
Dec 24	@ Jax	L	S	6	3	3	0.0	0.0	0	0	0	0	0
Jan 1	Hou	W	S	11	6	5	0.0	0.0	1	2	0	0	0
Totals				9-7	16/16	149	76	73	2.0	14.0	9	6	1

2017 Tennessee Titans

Date	Opp	W/L	P/S	Tot Solo Asst	Sk - Yds	QBP	TFL	Int - Yds	-TD	PD	FF	FR - Yds	SpT
Sept 10	Oak	L	S	10	5	5	0.0	0.0	0	0	0	0	0
Sept 17	@ Jax	W	S	9	4	5	0.0	0.0	0	0	0	0	0
Sept 24	Sea	W	S	8	6	2	0.0	0.0	0	0	0	0	0
Oct 1	@ Hou	L	S	8	4	4	0.0	0.0	1	0	0	0	0
Oct 8	@ Mia	L	S	10	7	3	0.0	0.0	0	0	0	0	0
Oct 16	Ind	W	S	6	4	2	0.0	0.0	0	0	0	0	0
Oct 22	@ Cle	W	S	15	9	6	0.0	0.0	0	1	0	0	0
Nov 5	Bal	W	S	7	1	6	0.0	0.0	1	0	0	0	0
Nov 12	Cin	W	S	1	0	1	0.0	0.0	0	0	0	0	0
Nov 16	@ Pit	L	S	4	2	2	0.0	0.0	0	0	0	0	0
Nov 26	@ Ind	W	S	12	5	7	1.0	0.0	1	1	0	0	0
Dec 3	Hou	W	S	7	4	3	0.0	0.0	1	0	0	0	0
Dec 10	@ Ari	L	S	4	2	2	1.0	4.0	1	1	0	0	0
Dec 17	@ SF	L	S	6	6	0	1.0	8.0	4	2	0	0	0
Dec 24	LAR	L	S	6	5	1	0.0	0.0	2	0	0	0	0
Dec 31	Jax	W	S	12	6	6	0.0	0.0	1	2	0	0	0
Totals				9-7	16/16	125	70	55	3.0	12.0	12	7	0

Playoffs

Jan 6	@ KC	W	S	1	0	1	0.0	0.0	1	0	0	0	0
Jan 13	@ NE	L	S	1	1	0	0.0	0.0	0	0	0	0	0
Totals				1-1	2/2	2	1	1	0.0	1	0	0	0

2021 Tennessee Titans

Date	Opp	W/L	P/S	Tot Solo Asst	Sk - Yds	QBP	TFL	Int - Yds	-TD	PD	FF	FR - Yds	SpT
Oct 18	Buf	W	DNP										
Oct 24	KC	W	p	0	0	0	0.0	0.0	0	0	0	0	0
Oct 31	@ Ind												
Nov 7	@ LAR												
Nov 14	NO												
Nov 21	Hou												
Nov 28	@ NE												
Dec 12	Jax												
Dec 19	@ Pit												
Dec 23	SF												
Jan 2	Mia												
Jan 9	@ Hou												
Totals				2-0	1/0	0	0	0	0.0	0.0	0	0	0

AVERY WILLIAMSON'S NFL STATISTICS

REGULAR SEASON				TACKLES							INTERCEPTIONS					FUMBLES			
Year	Team	GP	GS	Tot	Solo	Asst	Sk	Yds	QBP	TFL	No	Yds	Lg	TD	PD	FF	FR	Yds	SpT
2014	Tennessee	16	12	107	55	52	3.0	19.5	8	8	0	0	0	0	4	0	2	43	7
2015	Tennessee	15	15	137	79	58	3.5	28.5	13	9	1	0	0	0	1	0	0	0	0
2016	Tennessee	16	16	149	76	73	2.0	14.0	9	6	1	0	0	0	1	1	0	0	0
2017	Tennessee	16	16	125	70	55	3.0	12.0	12	7	0	0	0	0	2	2	0	0	0
2018	N.Y. Jets	16	16	159	105	54	3.0	21.0	4	6	1	36	36	0	7	2	1	0	0
2019	N.Y. Jets	0	0	Injured Reserve															
2020	NYJ/PIT	15	10	111	73	38	1.0	8.0	2	3	1	21	21	0	3	0	0	0	0
2021	Tennessee	1	0	0	0	0	0.0	0.0	0	0	0	0	0	0	0	0	0	0	0
NFL Totals		95	85	788	548	330	15.5	103.0	48	39	4	57	36	0	18	5	3	43	7

PLAYOFFS				TACKLES							INTERCEPTIONS					FUMBLES			
Year	Team	GP	GS	Tot	Solo	Asst	Sk	Yds	QBP	TFL	No	Yds	Lg	TD	PD	FF	FR	Yds	SpT
2017	Tennessee	2	2	2	1	1	0.0	0.0	1	0	0	0	0	0	1	0	0	0	0
2020	Pittsburgh	1	0	0	0	0	0.0	0.0	0	0	0	0	0	0	0	0	0	0	0
NFL Totals		3	2	2	1	1	0.0	0.0	1	0	0	0	0	0	1	0	0	0	0

Single-Game Highs

Tackles - 16 vs. Carolina (11/15/15)
 Sacks - 2 (Twice, last at Cleveland 9/20/18)
 Tackle For Loss - 3 (Twice, last at Jacksonville 11/19/15)
 Interceptions - 1 (Four times, last vs. Arizona 10/11/20)
 Forced Fumbles - 1 (Five times, last vs. Buffalo 11/11/18)
 Fumble Recovery - 1 (Three times, last vs. Miami 9/16/18)
 Passes Defensed - 3 vs. Indianapolis (10/14/18)

Playoff Single-Game Highs

Tackles - 1 (Twice, last at New England 1/13/18)
 Passes Defensed - 1 at New England (1/13/18)
 Quarterback Pressures - 1 at Kansas City (1/6/18)



5 LOGAN WOODSIDE

QUARTERBACK • 6'1" • 213 LBS • COLLEGE: TOLEDO
ACQUIRED: FREE AGENT - 2018 • NFL EXPERIENCE (NFL/TITANS): 2/2
HOMETOWN: FRANKFORT, KY.
GAMES PLAYED/GAMES STARTED: 7/0 (PLAYOFFS: 0/0)

PRO: Quarterback Logan Woodside spent the first three weeks of the 2018 season with the Titans on the practice squad, and he re-signed with the club during the 2019 offseason following a stint with the Alliance of American Football League's San Antonio Commanders. The 6-foot-1 inch, 213-pounder was originally drafted by the Cincinnati Bengals in the seventh round (249th overall) of the 2018 NFL Draft. A native of Frankfort, Ky., he established program records at Toledo in passing yards (10,514), touchdowns (93), passing efficiency (162.87) and 300-yard games (17) during a four-year career. His 93 touchdown passes ranks fifth all-time in MAC history.

CAREER HIGHLIGHTS:

- In 2020, Woodside made his NFL debut as a reserve at quarterback and appeared in six contests on the season. He completed one seven-yard pass on a fake punt.

TITANS TIDBITS:

- In his free time, he enjoys playing golf and fishing in his home state of Kentucky.
- His hometown of Frankfort, Ky., is a three-hour drive from Nashville.
- During the 2019 offseason, Woodside played for the Alliance of American Football League's San Antonio Commanders. In seven AAF games, he completed 116 of 201 passes for 1,385 yards and seven touchdowns.

CAREER TRANSACTIONS:

- The Frankfort, Ky., native was originally selected by the Cincinnati Bengals in the seventh round (249th overall) of the 2018 NFL Draft.
- Waived by the Bengals on Sept. 1, 2018.
- Signed by the Titans to the practice squad on Sept. 3, 2018.
- Released by the Titans from the practice squad on Sept. 25, 2018.
- Re-signed by the Titans on April 8, 2019.
- Waived by the Titans on Aug. 31, 2019, and signed to the team's practice squad a day later.
- Signed by the Titans to a future's contract on Jan. 20, 2020.

SEASON RECAPS:

2021 (1/0):

- Against Arizona (9/12), did not play as the backup quarterback.
- At Seattle (9/19), did not play as the backup quarterback.
- Against Indianapolis (9/26), did not play as the backup quarterback.
- At N.Y. Jets (10/3), did not see action as the backup quarterback.
- At Jacksonville (10/10), did not play as the backup quarterback.
- Against Buffalo (10/18), did not play as the backup quarterback.
- Against Kansas City (10/24), entered the game as a reserve for the final drive and knelt down once.

2020 (6/0, 0/0): Saw action as a reserve at quarterback in six games and completed one of three passes for seven yards. Rushed seven times for 10 yards. Did not play as the backup quarterback in 10 regular season games and the postseason contest. Appeared in his first career NFL contest against Indianapolis (11/12/20).

- Against Indianapolis (11/12), made his NFL debut as a reserve late in the fourth quarter but did not attempt a pass.
- At Baltimore (11/22), completed his first career pass on a fake punt with a seven-yard connection to Nick Westbrook-Ikhine in the second quarter.
- At Indianapolis (11/29), entered the game as a reserve for the final series and knelt three times for minus five yards.
- At Jacksonville (12/13), entered the game at quarterback for the final drive and rushed once for 18 yards on a third-and-one bootleg.

- Against Detroit (12/20), played as a reserve for the final series and knelt three times for minus three yards.
- At Green Bay (12/27), entered the game for the final drive of the game and attempted two passes.

2019 (0/0, 0/0): Began the season on the practice squad and was placed on the practice squad injured list in Week 1.

COLLEGE:

- Appeared in 43 games over four seasons at Toledo and set program records for passing yards (10,514), touchdowns (93), passing efficiency (162.87) and 300-yard games (17). He tied for fourth in completion percentage (65.1). Woodside ranks fifth all-time in MAC history with 93 touchdown passes. Completed 759 of 1,166 passes for 10,514 yards and 93 touchdowns, averaging 244.5 yards per game, and also carried the ball 146 times for 88 yards and four touchdowns. Went 29-9 as a starter over four seasons.
- As a senior (2017), appeared in 14 contests and completed 264 of 411 passes for 3,882 yards with 28 touchdowns and eight interceptions. Led the MAC in completion percentage (64.2), passing efficiency (162.2), touchdowns (28), passing yards (3,882), yards per completion (14.7), and yards per attempt (9.45). Named MAC Offensive Player of the Year, earned Vern Smith Leadership Award (MAC MVP), first team All-MAC, and named MAC West Offensive Player of the Week three times. Also named official contender for the Heisman Trophy by the Heisman Trophy Trust. Had six 300-yard passing games as a senior, including one 400-yard game against Tulsa (9/16).
- As a junior (2016), saw action in 13 games and was a first-team All-MAC selection. Completed 289 of 418 passes for 4,129 yards with 45 touchdowns and nine interceptions. His 45 touchdowns led the nation and broke the previous Toledo record of 29. Led the MAC and ranked sixth in the nation in passing yards per game (317.6), second in the MAC and fourth in the nation in completion percentage (69.1) and threw at least three touchdown passes in 12 of 13 games. Named a Heisman Trophy contender by the Heisman Trophy Trust.
- Redshirted in 2015 and retained junior eligibility.
- As a sophomore (2014), appeared in 12 contests and completed 185 of 296 passes for 2,263 yards with 19 touchdowns and eight interceptions. Ranked fourth in the MAC in passing efficiency (142.5) and completion percentage (62.5).
- As a freshman (2013), played in four games with one start as a true freshman. Completed 21 of 41 attempts for 240 yards and one touchdown.
- Graduated from Toledo in 2016 with a degree in marketing.

PERSONAL:

- Attended Franklin County (Ky.) High School and earned first-team all-state honors from MaxPreps as a senior.
- As a senior, completed 138 of 212 passes for 2,951 yards and a school record 41 touchdowns. Led his school to a 12-1 record and advanced to the third round of state playoffs. Rushed for 428 yards and nine touchdowns, and added 65.5 tackles, five interceptions and 13 passes defended on defense.
- As a junior, threw for 2,560 yards and 29 touchdowns. Rushed for 417 yards and seven touchdowns.
- Son of Jason Woodside and Emily Cleveland.
- Has one step-brother, Tyler Cleveland.
- Born Logan Miles Woodside on Jan. 27, 1995 in Frankfort, Ky.

LOGAN WOODSIDE'S GAME-BY-GAME

2020 Tennessee Titans				PASSING											RUSHING					COMBINED RUSH + PASS		
Date	Opp	W/L	P/S	Att	Cmp	Pct	Yds	Yds/Att	TD	Int	Lg	Sk	Lst	Rating	Att	Yds	Avg	Lg	TD	Yards	Touchdowns	
Sept 14	@ Den	W	DNP																			
Sept 20	Jax	W	DNP																			
Sept 27	@ Min	W	DNP																			
Oct 13	Buf	W	DNP																			
Oct 18	Hou	W	DNP																			
Oct 25	Pit	L	DNP																			
Nov 1	@ Cin	L	DNP																			
Nov 8	Chi	W	DNP																			
Nov 12	Ind	L	p	0	0	-	0	-	0	0	0	0	0	-	0	0	-	0	0	0	0	
Nov 22	@ Bal	W	p	1	1	100.0	7	7.0	0	0	7	0	0	95.8	0	0	-	0	0	7	7	
Nov 29	@ Ind	W	p	0	0	-	0	-	0	0	0	0	0	-	3	-5	-1.7	-1	0	-5	-5	
Dec 6	Cle	L	DNP																			
Dec 13	@ Jax	W	p	0	0	-	0	-	0	0	0	0	0	-	1	18	18.0	18	0	18	18	
Dec 20	Det	W	p	0	0	-	0	-	0	0	0	0	0	-	3	-3	-1.0	-1	0	-3	-3	
Dec 27	@ GB	L	p	2	0	0.0	0	0.0	0	0	0	0	0	39.6	0	0	-	0	0	0	0	
Jan 3	@ Hou	W	DNP																			
Totals		11-5	6/0	3	1	33.3	7	2.3	0	0	7	0	0	42.4	7	10	1.4	18	0	17	17	
Playoffs																						
Jan 10	Bal	L	DNP																			
Totals		0-1	0/0	0	0	0.0	0	0.0	0	0	0	0	0	0.0	0	0	0.0	0	0	0	0	

2021 Tennessee Titans				PASSING											RUSHING					COMBINED RUSH + PASS	
Date	Opp	W/L	P/S	Att	Cmp	Pct	Yds	Yds/Att	TD	Int	Lg	Sk	Lst	Rating	Att	Yds	Avg	Lg	TD	Yards	Touchdowns
Sept 12	Ari	L	DNP																		
Sept 19	@ Sea	W	DNP																		
Sept 26	Ind	W	DNP																		
Oct 3	@ NYJ	L	DNP																		
Oct 10	@ Jax	W	DNP																		
Oct 18	Buf	W	DNP																		
Oct 24	KC	W	p	0	0	-	0	-	0	0	0	0	0	-	1	-1	-1.0	-1	0	-1	-1
Oct 31	@ Ind																				
Nov 7	@ LAR																				
Nov 14	NO																				
Nov 21	Hou																				
Nov 28	@ NE																				
Dec 12	Jax																				
Dec 19	@ Pit																				
Dec 23	SF																				
Jan 2	Mia																				
Jan 9	@ Hou																				
Totals		5-2	1/0	0	0	-	-	-	0	0	0	0	0	-	1	-1	-1.0	-1	0	-1	-1

LOGAN WOODSIDE'S NFL STATISTICS

REGULAR SEASON			PASSING											RUSHING				
Year	Team	GP/GS	Att	Cmp	Pct	Yds	Yd/Att	TD	INT	Lg	Sk	Yds	Rat	Att	Yds	Avg	Lg	TD
2020	TEN	6/0	3	1	33.3	7	2.3	0	0	7	0	0	42.4	7	10	1.4	18	0
2021	TEN	1/0	0	0	-	0	-	0	0	0	0	0	-	1	-1	-1.0	-1	0
NFL Totals		7/0	3	1	33.3	7	2.3	0	0	7	0	0	42.4	8	9	1.1	18	0

PLAYOFFS			PASSING											RUSHING				
Year	Team	GP/GS	Att	Cmp	Pct	Yds	Yd/Att	TD	INT	Lg	Sk	Yds	Rat	Att	Yds	Avg	Lg	TD
2020	TEN	0/0	0	0	0.0	0	0.0	0	0	0	0	0	0.0	0	0	-	0	0
NFL Totals		0/0	0	0	0.0	0	0.0	0	0	0	0	0	0.0	0	0	-	0	0

Single-Game Highs

Attempts - 2 at Green Bay (12/27/20)
 Completions - 1 at Baltimore (11/22/20)
 Passing Yards - 7 at Baltimore (11/22/20)
 Touchdown Passes -
 Long Completion - 7 at Baltimore (11/22/20)
 Completion Percentage -
 Passer Rating -

Rushes - 3 (Twice, last vs. Detroit 12/20/20)
 Rushing Yards - 18 at Jacksonville (12/13/20)
 Long Rush - 18 at Jacksonville (12/13/20)



TENNESSEE
TITANS

NFL STATISTICS

WEEK 7 / THROUGH SUNDAY, OCTOBER 24, 2021

AFC / LEADING PASSERS

Player, Team	Pct				Avg		Pct			Pct Rating	
	Att	Comp	Comp	Yds	Gain	TD	TD	Long	Int	Int	Points
Burrow, Cin.	212	146	68.9	1956	9.23	17	8.0	82t	8	3.8	108.9
Allen, Buf.	230	149	64.8	1723	7.49	15	6.5	61	3	1.3	103.6
Wentz, Ind.	219	141	64.4	1695	7.74	11	5.0	76t	1	0.5	102.8
Carr, L.V.	266	180	67.7	2269	8.53	12	4.5	61t	5	1.9	101.2
Bridgewater, Den.	231	162	70.1	1701	7.36	12	5.2	55	5	2.2	99.5
Herbert, LA-C	246	161	65.4	1771	7.20	14	5.7	72t	4	1.6	98.8
Mahomes, K.C.	277	187	67.5	2093	7.56	18	6.5	75t	9	3.2	97.9
Mayfield, Cle.	173	116	67.1	1474	8.52	6	3.5	71t	3	1.7	97.8
Jackson, Bal.	225	146	64.9	1943	8.64	10	4.4	49t	5	2.2	97.7
Tagovailoa, Mia.	118	82	69.5	835	7.08	7	5.9	36	4	3.4	95.1
*M. Jones, N.E.	247	174	70.4	1779	7.20	9	3.6	75t	6	2.4	92.8
Tannehill, Ten.	229	149	65.1	1737	7.59	7	3.1	51	5	2.2	89.0
Roethlisberger, Pit.	235	153	65.1	1515	6.45	7	3.0	59	4	1.7	86.0
Brissett, Mia.	159	104	65.4	883	5.55	4	2.5	42	2	1.3	82.9
*Lawrence, Jac.	216	129	59.7	1465	6.78	7	3.2	58	8	3.7	75.5
*Mills, Hou.	171	111	64.9	1047	6.12	5	2.9	67t	7	4.1	74.4
*Z. Wilson, NY-J	181	104	57.5	1168	6.45	4	2.2	54	9	5.0	63.5

AFC / LEADING PASSERS, RANKS

Player, Team	Pct				Avg		Pct			Pct Rating	
	Att	Comp	Comp	Yds	Gain	TD	TD	Long	Int	Int	Points
Burrow, Cin.	12	9t	4	3	1	2	1		14t	15	1
Allen, Buf.	7	7t	14	8	8	3	2		3t	3	2
Wentz, Ind.	10	11	15	10	5	7	7		1	1	3
Carr, L.V.	2	2	5	1	3	5t	8		8t	7	4
Bridgewater, Den.	6	4	2	9	9	5t	6		8t	8	5
Herbert, LA-C	4	5	8	6	11	4	5		5t	4	6
Mahomes, K.C.	1	1	6	2	7	1	3		16t	12	7
Mayfield, Cle.	14	13	7	12	4	14	11		3t	6	8
Jackson, Bal.	9	9t	13	4	2	8	9		8t	10	9
Tagovailoa, Mia.	17	17	3	17	12	10t	4		5t	13	10
*M. Jones, N.E.	3	3	1	5	10	9	10		12	11	11
Tannehill, Ten.	8	7t	11	7	6	10t	13		8t	9	12
Roethlisberger, Pit.	5	6	10	11	15	10t	14		5t	5	13
Brissett, Mia.	16	15t	9	16	17	16t	16		2	2	14
*Lawrence, Jac.	11	12	16	13	13	10t	12		14t	14	15
*Mills, Hou.	15	14	12	15	16	15	15		13	16	16
*Z. Wilson, NY-J	13	15t	17	14	14	16t	17		16t	17	17

AFC / FOURTH-QUARTER PASSING LEADERS

Rank	Player, Team	Att	Comp	Comp%	Yards	YPA	TD	TD%	Int	Int%	Rating
1)	Mahomes, K.C.	60	39	65.0	446	7.43	7	11.7	1	1.7	119.2
2)	Tagovailoa, Mia.	28	23	82.1	264	9.43	3	10.7	2	7.1	111.9
3)	Allen, Buf.	41	29	70.7	308	7.51	2	4.9	0	0.0	108.6
4)	Herbert, LA-C	69	43	62.3	591	8.57	5	7.2	1	1.4	107.8
5)	Wentz, Ind.	61	39	63.9	523	8.57	3	4.9	0	0.0	107.5
6)	Tannehill, Ten.	55	39	70.9	371	6.75	2	3.6	0	0.0	101.4
7)	Bridgewater, Den.	67	48	71.6	535	7.99	5	7.5	3	4.5	101.3
8)	Carr, L.V.	54	35	64.8	509	9.43	2	3.7	1	1.9	100.0
9)	*M. Jones, N.E.	63	41	65.1	438	6.95	4	6.3	2	3.2	93.2
10)	Roethlisberger, Pit.	71	50	70.4	483	6.80	2	2.8	1	1.4	92.6
11)	Brissett, Mia.	42	28	66.7	264	6.29	2	4.8	1	2.4	89.8
12)	*Z. Wilson, NY-J	62	37	59.7	510	8.23	3	4.8	2	3.2	88.8
13)	Jackson, Bal.	50	32	64.0	424	8.48	2	4.0	2	4.0	87.4
14)	Burrow, Cin.	43	30	69.8	351	8.16	4	9.3	4	9.3	86.5
15)	Mayfield, Cle.	42	23	54.8	286	6.81	1	2.4	1	2.4	74.1
16)	M. White, NY-J	15	9	60.0	75	5.00	0	0.0	0	0.0	72.9
17)	*Lawrence, Jac.	74	44	59.5	489	6.61	1	1.4	3	4.1	66.8
18)	*Mills, Hou.	58	35	60.3	316	5.45	1	1.7	3	5.2	59.3

AFC / THIRD-DOWN PASSING LEADERS

Rank	Player, Team	Att	Comp	Comp%	Yards	YPA	TD	TD%	Int	Int%	Rating
1)	Wentz, Ind.	60	40	66.7	545	9.08	7	11.7	1	1.7	127.4
2)	Carr, L.V.	61	41	67.2	733	12.02	5	8.2	3	4.9	115.0
3)	Allen, Buf.	54	28	51.9	371	6.87	8	14.8	0	0.0	113.5
4)	Burrow, Cin.	61	41	67.2	583	9.56	5	8.2	3	4.9	104.7
5)	Herbert, LA-C	64	40	62.5	547	8.55	4	6.3	1	1.6	104.1
6)	Bridgewater, Den.	64	43	67.2	437	6.83	3	4.7	2	3.1	89.1
7)	*Mills, Hou.	49	32	65.3	323	6.59	3	6.1	2	4.1	87.4
8)	Mahomes, K.C.	55	37	67.3	447	8.13	5	9.1	5	9.1	84.4
9)	Roethlisberger, Pit.	71	43	60.6	505	7.11	4	5.6	3	4.2	83.4
10)	*M. Jones, N.E.	62	39	62.9	416	6.71	2	3.2	2	3.2	79.8
11)	*Z. Wilson, NY-J	44	24	54.5	298	6.77	1	2.3	1	2.3	73.9
12)	Brissett, Mia.	40	24	60.0	198	4.95	0	0.0	0	0.0	72.7
13)	Tannehill, Ten.	63	37	58.7	448	7.11	3	4.8	5	7.9	63.5
14)	*Lawrence, Jac.	53	23	43.4	313	5.91	1	1.9	1	1.9	61.3
15)	Mayfield, Cle.	41	21	51.2	215	5.24	1	2.4	2	4.9	54.4
16)	Jackson, Bal.	44	22	50.0	260	5.91	3	6.8	4	9.1	53.2

WEEK 7 / THROUGH SUNDAY, OCTOBER 24, 2021**AFC / LEADING RUSHERS**

Rank	Player, Team	Att	Yards	Avg	Long	TD
1)	Henry, Ten.	191	869	4.5	76t	10
2)	Taylor, Ind.	105	579	5.5	83	5
3)	Mixon, Cin.	123	539	4.4	27	4
4)	Chubb, Cle.	90	523	5.8	52t	4
5)	Jackson, Bal. (QB)	76	480	6.3	31	2
6)	J. Robinson, Jac.	84	460	5.5	58	5
7)	Harris, N.E.	95	437	4.6	35	5
8)	*Harris, Pit.	102	388	3.8	20	2
9)	Hunt, Cle.	69	361	5.2	33	5
10)	Ekeler, LA-C	73	356	4.9	20	4
11)	Gordon, Den.	78	350	4.5	70t	2
12)	*J. Williams, Den.	69	320	4.6	49	1
13)	Singletary, Buf.	60	311	5.2	46t	1
14)	Edwards-Helaire, K.C.	65	304	4.7	17	0
15)	Ingram, Hou.	92	294	3.2	24	1
16)	Gaskin, Mia.	54	243	4.5	18	0
17)	Mahomes, K.C. (QB)	32	219	6.8	23	1
18)	Allen, Buf. (QB)	44	214	4.9	22	2
19)	Murray, Bal.	59	212	3.6	14t	4
20)	Moss, Buf.	54	208	3.9	17	3
21)	Jacobs, L.V.	60	204	3.4	15t	5
22)	*Michael Carter, NY-J	58	202	3.5	14	2
23)	Darre. Williams, K.C.	52	181	3.5	11	4
24)	T. Williams, Bal.	33	180	5.5	35t	1
25)	Drake, L.V.	42	160	3.8	18t	2
26)	D. Johnson, Cle.	25	157	6.3	20	1
27)	Barber, L.V.	37	143	3.9	27	1
28t)	Perine, Cin.	31	139	4.5	46t	1
28t)	Tannehill, Ten. (QB)	21	139	6.6	28	3
30)	Brown, Mia.	33	125	3.8	24t	1

AFC / THIRD-AND-ONE RUSHING LEADERS

Rank	Player, Team	Att	FD	Pct
1t)	Harris, N.E.	4	4	100.0
1t)	Brissett, Mia.	3	3	100.0
1t)	Burton, K.C.	3	3	100.0
1t)	*M. Jones, N.E.	3	3	100.0
1t)	Coleman, NY-J	2	2	100.0
1t)	*Harris, Pit.	2	2	100.0
1t)	Herbert, LA-C	2	2	100.0
1t)	Hunt, Cle.	2	2	100.0
1t)	Jackson, Bal.	2	2	100.0
1t)	Keenum, Cle.	2	2	100.0
1t)	*Mills, Hou.	2	2	100.0
1t)	Stanton, Cle.	2	2	100.0
1t)	Darre. Williams, K.C.	2	2	100.0
14)	Henry, Ten.	7	6	85.7
15)	Taylor, Ind.	6	5	83.3
16t)	Carr, L.V.	4	3	75.0
16t)	Tannehill, Ten.	4	3	75.0
18)	Allen, Buf.	3	2	66.7
19)	Ingram, Hou.	7	4	57.1
20)	Mixon, Cin.	6	3	50.0

WEEK 7 / THROUGH SUNDAY, OCTOBER 24, 2021**AFC / LEADERS IN RECEPTIONS**

Rank	Player, Team	Rec	Yards	Avg	Long	TD
1)	Hill, K.C.	52	641	12.3	75t	5
2t)	Kelce, K.C. (TE)	45	533	11.8	46t	4
2t)	Cooks, Hou.	45	502	11.2	52	1
4)	*Waddle, Mia.	44	384	8.7	36	3
5)	Meyers, N.E.	41	390	9.5	27	0
6)	Allen, LA-C	39	419	10.7	42	1
7t)	Sutton, Den.	38	539	14.2	55	2
7t)	Renfrow, L.V.	38	399	10.5	27	2
9t)	Brown, Bal.	37	566	15.3	49t	6
9t)	Andrews, Bal. (TE)	37	516	13.9	41	3
9t)	Diggs, Buf.	37	463	12.5	61	2
9t)	Gesicki, Mia. (TE)	37	427	11.5	32	2
13t)	*Chase, Cin.	35	754	21.5	82t	6
13t)	Pittman, Ind.	35	508	14.5	57	2
13t)	Fant, Den. (TE)	35	312	8.9	26	3
16t)	D. Johnson, Pit.	34	376	11.1	50t	3
16t)	*Harris, Pit. (RB)	34	244	7.2	25t	2
18t)	Williams, LA-C	33	498	15.1	72t	6
18t)	Waller, L.V. (TE)	33	378	11.5	33	2
18t)	Beasley, Buf.	33	303	9.2	29t	1
21)	Boyd, Cin.	32	329	10.3	33	1
22)	Hardman, K.C.	30	289	9.6	49	1
23t)	M. Jones, Jac.	28	343	12.3	33	3
23t)	Gaskin, Mia. (RB)	28	146	5.2	24t	3
25t)	T. Patrick, Den.	27	360	13.3	31	3
25t)	Ekeler, LA-C (RB)	27	242	9.0	20	3
27)	Shenault, Jac.	26	306	11.8	58	0
28t)	A.J. Brown, Ten.	25	354	14.2	46	2
28t)	Higgins, Cin.	25	256	10.2	28	2
30t)	Ruggs III, L.V.	24	469	19.5	61t	2
30t)	Sanders, Buf.	24	413	17.2	41	4
30t)	C. Davis, NY-J	24	349	14.5	53t	4
30t)	Henry, N.E. (TE)	24	264	11.0	32	4

AFC / RECEIVING YARDAGE LEADERS

Rank	Player, Team	Yards	Rec	Avg	Long	TD
1)	*Chase, Cin.	754	35	21.5	82t	6
2)	Hill, K.C.	641	52	12.3	75t	5
3)	Brown, Bal.	566	37	15.3	49t	6
4)	Sutton, Den.	539	38	14.2	55	2
5)	Kelce, K.C. (TE)	533	45	11.8	46t	4
6)	Andrews, Bal. (TE)	516	37	13.9	41	3
7)	Pittman, Ind.	508	35	14.5	57	2
8)	Cooks, Hou.	502	45	11.2	52	1
9)	Williams, LA-C	498	33	15.1	72t	6
10)	Ruggs III, L.V.	469	24	19.5	61t	2
11)	Diggs, Buf.	463	37	12.5	61	2
12)	Gesicki, Mia. (TE)	427	37	11.5	32	2
13)	Allen, LA-C	419	39	10.7	42	1
14)	Sanders, Buf.	413	24	17.2	41	4
15)	Renfrow, L.V.	399	38	10.5	27	2
16)	Meyers, N.E.	390	41	9.5	27	0
17)	*Waddle, Mia.	384	44	8.7	36	3
18)	Waller, L.V. (TE)	378	33	11.5	33	2
19)	D. Johnson, Pit.	376	34	11.1	50t	3
20)	T. Patrick, Den.	360	27	13.3	31	3
21)	Claypool, Pit.	358	22	16.3	59	1
22)	A.J. Brown, Ten.	354	25	14.2	46	2
23)	Bourne, N.E.	350	22	15.9	75t	2
24)	C. Davis, NY-J	349	24	14.5	53t	4
25)	Edwards, L.V.	346	18	19.2	51	1
26)	M. Jones, Jac.	343	28	12.3	33	3
27)	Boyd, Cin.	329	32	10.3	33	1
28)	Fant, Den. (TE)	312	35	8.9	26	3
29)	Shenault, Jac.	306	26	11.8	58	0
30)	Beasley, Buf.	303	33	9.2	29t	1
31)	Ju. Jones, Ten.	301	17	17.7	51	0
32)	Watkins, Bal.	292	18	16.2	49	0

WEEK 7 / THROUGH SUNDAY, OCTOBER 24, 2021**AFC / THIRD-DOWN RECEIVING LEADERS**

Rank	Player, Team	Rec	Yards	Avg	Long	TD
1t)	Cooks, Hou.	15	230	15.3	52	1
1t)	Renfrow, L.V.	15	161	10.7	25	2
3t)	Pittman, Ind.	14	227	16.2	57	1
3t)	Hill, K.C.	14	169	12.1	44t	2
3t)	Fant, Den. (TE)	14	100	7.1	12	1
6)	*Waddle, Mia.	13	121	9.3	17	0
7t)	*Chase, Cin.	12	259	21.6	82t	1
7t)	Allen, LA-C	12	167	13.9	42	0
7t)	Gesicki, Mia. (TE)	12	118	9.8	20	0
10t)	Diggs, Buf.	11	161	14.6	61	1
10t)	Meyers, N.E.	11	145	13.2	27	0
12)	Boyd, Cin.	10	108	10.8	22	1
13t)	Kelce, K.C. (TE)	9	100	11.1	23	1
13t)	Bolden, N.E. (RB)	9	75	8.3	20	1
15t)	D. Johnson, Pit.	8	166	20.8	50t	2
15t)	Waller, L.V. (TE)	8	127	15.9	29	1
15t)	Claypool, Pit.	8	98	12.3	23	1
15t)	McNichols, Ten. (RB)	8	97	12.1	27	1
15t)	*Harris, Pit. (RB)	8	87	10.9	25t	1
15t)	T. Johnson, NY-J (RB)	8	72	9.0	15	0
21t)	Williams, LA-C	7	149	21.3	72t	2
21t)	Arnold, Car.-Jac. (TE)	7	64	9.1	19	0
21t)	*Freiermuth, Pit. (TE)	7	48	6.9	14	0
24t)	Ruggs III, L.V.	6	225	37.5	61t	2
24t)	M. Jones, Jac.	6	116	19.3	25t	1
24t)	C. Moore, Hou.	6	104	17.3	67t	1
24t)	Cook, LA-C (TE)	6	88	14.7	23	1
24t)	Parker, Mia.	6	76	12.7	30	0
24t)	Shenault, Jac.	6	68	11.3	20	0
24t)	Gordon, Den. (RB)	6	59	9.8	21	1
24t)	Henry, N.E. (TE)	6	54	9.0	13t	1
24t)	D. Johnson, Hou. (RB)	6	52	8.7	16	1
24t)	C. Davis, NY-J	6	50	8.3	17	2
34t)	Ju. Jones, Ten.	5	97	19.4	48	0
34t)	Taylor, Ind. (RB)	5	90	18.0	76t	1
34t)	Bourne, N.E.	5	89	17.8	46	0
34t)	P. Campbell, Ind.	5	85	17.0	51t	1
34t)	Brown, Bal.	5	69	13.8	42t	2
34t)	T. Patrick, Den.	5	63	12.6	31	0
34t)	Beasley, Buf.	5	61	12.2	29t	1
34t)	Crowder, NY-J	5	61	12.2	21	0
34t)	Higgins, Cin.	5	60	12.0	14	0
34t)	Rogers, Ten.	5	57	11.4	20	1
34t)	A.J. Brown, Ten.	5	56	11.2	24t	1
34t)	Sutton, Den.	5	53	10.6	16	0
34t)	Akins, Hou. (TE)	5	51	10.2	17	0
34t)	White, N.E. (RB)	5	42	8.4	26	0
34t)	*J. Williams, Den. (RB)	5	41	8.2	10t	1

WEEK 7 / THROUGH SUNDAY, OCTOBER 24, 2021**AFC / LEADING SCORERS, NONKICKERS**

Rank	Player, Team	TD	Rush	Rec	Ret	X2	Pts
1)	Henry, Ten. (RB)	10	10	0	0	1	62
2)	Ekeler, LA-C (RB)	7	4	3	0	1	44
3)	Williams, LA-C (WR)	6	0	6	0	1	38
4t)	Brown, Bal. (WR)	6	0	6	0	0	36
4t)	*Chase, Cin. (WR)	6	0	6	0	0	36
4t)	Taylor, Ind. (RB)	6	5	1	0	0	36
7)	Hunt, Cle. (RB)	5	5	0	0	1	32
8t)	Harris, N.E. (RB)	5	5	0	0	0	30
8t)	Hill, K.C. (WR)	5	0	5	0	0	30
8t)	Jacobs, L.V. (RB)	5	5	0	0	0	30
8t)	Knox, Buf. (TE)	5	0	5	0	0	30
8t)	Mixon, Cin. (RB)	5	4	1	0	0	30
8t)	J. Robinson, Jac. (RB)	5	5	0	0	0	30
8t)	Uzomah, Cin. (TE)	5	0	5	0	0	30
15t)	Alie-Cox, Ind. (TE)	4	0	4	0	0	24
15t)	Chubb, Cle. (RB)	4	4	0	0	0	24
15t)	C. Davis, NY-J (WR)	4	0	4	0	0	24
15t)	*Harris, Pit. (RB)	4	2	2	0	0	24
15t)	Henry, N.E. (TE)	4	0	4	0	0	24
15t)	Kelce, K.C. (TE)	4	0	4	0	0	24
15t)	Moss, Buf. (RB)	4	3	1	0	0	24
15t)	Murray, Bal. (RB)	4	4	0	0	0	24
15t)	Sanders, Buf. (WR)	4	0	4	0	0	24
15t)	Darre. Williams, K.C. (RB)	4	4	0	0	0	24
25)	Andrews, Bal. (TE)	3	0	3	0	2	22
26t)	Drake, L.V. (RB)	3	2	1	0	0	18
26t)	Fant, Den. (TE)	3	0	3	0	0	18
26t)	Gaskin, Mia. (RB)	3	0	3	0	0	18
26t)	Gordon, Den. (RB)	3	2	1	0	0	18
26t)	D. Johnson, Pit. (WR)	3	0	3	0	0	18
26t)	M. Jones, Jac. (WR)	3	0	3	0	0	18
26t)	Pascal, Ind. (WR)	3	0	3	0	0	18
26t)	T. Patrick, Den. (WR)	3	0	3	0	0	18
26t)	Tannehill, Ten. (QB)	3	3	0	0	0	18
26t)	*Waddle, Mia. (WR)	3	0	3	0	0	18

AFC / LEADING SCORERS, KICKERS

Rank	Player, Team	PAT	FG	Pct	Long	Pts
1t)	Bass, Buf.	21/21	14/15	.933	52	63
1t)	Folk, N.E.	15/18	16/17	.941	52	63
3)	Carlson, L.V.	16/18	14/16	.875	55	58
4)	Tucker, Bal.	15/15	14/15	.933	66	57
5)	Bullock, Ten.	17/18	13/15	.867	51	56
6)	McManus, Den.	14/14	12/12	1.000	47	50
7)	*McPherson, Cin.	22/22	9/12	.750	53	49
8)	McLaughlin, Cle.	17/17	10/11	.909	57	47
9)	Boswell, Pit.	12/12	11/12	.917	56	45
10)	Butker, K.C.	23/23	7/ 8	.875	54	44
11)	Blankenship, Ind.	7/ 8	11/14	.786	48	40
12)	Sanders, Mia.	14/14	7/10	.700	50	35
13)	Vizcaino, LA-C	10/15	6/ 7	.857	46	28
14)	*Ammendola, NY-J	4/ 5	6/ 8	.750	49	22
15)	Wright, Jac.	6/ 7	3/ 4	.750	54	15
16)	Badgley, Ten.-Ind.	8/ 9	2/ 3	.667	42	14
17)	Fairbairn, Hou.	1/ 3	3/ 4	.750	53	10
18)	Lambo, Jac.	5/ 7	0/ 3	.000	--	5

AFC / TOUCHBACKS ON KICKOFFS

Rank	Player, Team	TB
1)	Butker, K.C.	26
2t)	McManus, Den.	25
2t)	*McPherson, Cin.	25
4)	Tucker, Bal.	24
5)	Bullock, Ten.	23
6t)	Bass, Buf.	22
6t)	Carlson, L.V.	22
8)	Bailey, N.E.	20
9)	Sanders, Mia.	18
10t)	McLaughlin, Cle.	16
10t)	Sanchez, Ind.	16
12)	Boswell, Pit.	14
13)	Vizcaino, LA-C	13
14)	*Ammendola, NY-J	12
15)	Cooke, Jac.	9
16)	Lambo, Jac.	7
17t)	Badgley, Ten.-Ind.	2
17t)	Fairbairn, Hou.	2

WEEK 7 / THROUGH SUNDAY, OCTOBER 24, 2021

AFC / MOST YARDS FROM SCRIMMAGE

Rank	Player, Team	Total			Rushing			Receiving		
		Yards	Att+Rec	Avg	Yards	Att	Avg	Yards	Rec	Avg
1)	Henry, Ten. (RB)	1023	209	4.9	869	191	4.5	154	18	8.6
2)	Taylor, Ind. (RB)	792	123	6.4	579	105	5.5	213	18	11.8
3)	*Chase, Cin. (WR)	752	36	20.9	-2	1	-2.0	754	35	21.5
4)	Hill, K.C. (WR)	704	57	12.4	63	5	12.6	641	52	12.3
5)	*Harris, Pit. (RB)	632	136	4.6	388	102	3.8	244	34	7.2
6)	Mixon, Cin. (RB)	629	136	4.6	539	123	4.4	90	13	6.9
7)	Ekeler, LA-C (RB)	598	100	6.0	356	73	4.9	242	27	9.0
8)	J. Robinson, Jac. (RB)	576	101	5.7	460	84	5.5	116	17	6.8
9)	Brown, Bal. (WR)	571	38	15.0	5	1	5.0	566	37	15.3
10)	Chubb, Cle. (RB)	558	95	5.9	523	90	5.8	35	5	7.0
11)	Sutton, Den. (WR)	539	38	14.2	0	0	---	539	38	14.2
12)	Kelce, K.C. (TE)	533	45	11.8	0	0	---	533	45	11.8
13)	Hunt, Cle. (RB)	522	89	5.9	361	69	5.2	161	20	8.1
14t)	Andrews, Bal. (TE)	516	37	13.9	0	0	---	516	37	13.9
14t)	Pittman, Ind. (WR)	516	37	13.9	8	2	4.0	508	35	14.5
16)	Cooks, Hou. (WR)	507	46	11.0	5	1	5.0	502	45	11.2
17)	Williams, LA-C (WR)	498	33	15.1	0	0	---	498	33	15.1
18)	Harris, N.E. (RB)	497	105	4.7	437	95	4.6	60	10	6.0
19)	Ruggs III, L.V. (WR)	485	27	18.0	16	3	5.3	469	24	19.5
20)	Gordon, Den. (RB)	483	93	5.2	350	78	4.5	133	15	8.9
21)	Jackson, Bal. (QB)	480	76	6.3	480	76	6.3	0	0	---
22)	Diggs, Buf. (WR)	463	37	12.5	0	0	---	463	37	12.5
23)	*J. Williams, Den. (RB)	442	89	5.0	320	69	4.6	122	20	6.1
24)	Gesicki, Mia. (TE)	427	37	11.5	0	0	---	427	37	11.5
25)	Sanders, Buf. (WR)	420	25	16.8	7	1	7.0	413	24	17.2
26)	Allen, LA-C (WR)	419	39	10.7	0	0	---	419	39	10.7
27)	D. Johnson, Pit. (WR)	401	35	11.5	25	1	25.0	376	34	11.1
28)	Renfrow, L.V. (WR)	399	38	10.5	0	0	---	399	38	10.5
29)	Meyers, N.E. (WR)	390	41	9.5	0	0	---	390	41	9.5
30)	Gaskin, Mia. (RB)	389	82	4.7	243	54	4.5	146	28	5.2

AFC / LEADERS IN FIRST DOWNS

Rank	Player, Team	Rush	Rec	Tot
1)	Henry, Ten. (RB)	45	7	52
2)	Taylor, Ind. (RB)	37	7	44
3)	Hill, K.C. (WR)	3	34	37
4)	Kelce, K.C. (TE)	0	33	33
5)	Ekeler, LA-C (RB)	19	13	32
6)	*Harris, Pit. (RB)	19	12	31
7)	Hunt, Cle. (RB)	21	9	30
8t)	Jackson, Bal. (QB)	29	0	29
8t)	J. Robinson, Jac. (RB)	24	5	29
10)	Mixon, Cin. (RB)	24	4	28
11)	Andrews, Bal. (TE)	0	27	27
12t)	Chubb, Cle. (RB)	24	2	26
12t)	Harris, N.E. (RB)	25	1	26
12t)	Sutton, Den. (WR)	0	26	26
15t)	*Chase, Cin. (WR)	0	25	25
15t)	Diggs, Buf. (WR)	0	25	25
17t)	Allen, LA-C (WR)	0	23	23
17t)	Brown, Bal. (WR)	1	22	23
17t)	Gesicki, Mia. (TE)	0	23	23
17t)	Pittman, Ind. (WR)	0	23	23
17t)	*Waddle, Mia. (WR)	0	23	23
17t)	Williams, LA-C (WR)	0	23	23
23t)	Cooks, Hou. (WR)	0	22	22
23t)	Sanders, Buf. (WR)	1	21	22
25)	Gordon, Den. (RB)	16	5	21
26t)	*Michael Carter, NY-J (RB)	12	8	20
26t)	T. Patrick, Den. (WR)	0	20	20
26t)	Darre. Williams, K.C. (RB)	16	4	20
29t)	A.J. Brown, Ten. (WR)	0	19	19
29t)	D. Johnson, Pit. (WR)	1	18	19
29t)	Moss, Buf. (RB)	13	6	19
29t)	*J. Williams, Den. (RB)	15	4	19

WEEK 7 / THROUGH SUNDAY, OCTOBER 24, 2021**AFC / LEADING PUNTERS**

Rank	Player, Team	No	Yards	Lg	Avg	TB	Blk	Dwn	OB	Opp Ret	In Yds	Net 20	Avg
1)	Cole, L.V.	29	1524	71	52.6	3	0	2	3	14	179	13	44.3
2)	Long, LA-C	19	908	69	47.8	1	0	3	1	12	112	7	40.8
3)	Morstead, NY-J	19	907	59	47.7	0	0	1	1	9	109	6	42.0
4)	Bailey, N.E.	22	1043	68	47.4	3	2	2	2	8	71	10	38.0
5)	Cooke, Jac.	26	1228	64	47.2	0	0	4	4	9	82	9	44.1
6)	Huber, Cin.	29	1363	61	47.0	4	0	4	4	9	97	11	40.9
7)	Sanchez, Ind.	27	1249	79	46.3	1	0	2	4	14	96	10	42.0
8)	Koch, Bal.	28	1294	57	46.2	2	0	2	3	13	106	10	41.0
9)	Johnston, Hou.	36	1648	69	45.8	2	0	6	4	16	112	15	41.6
10)	Martin, Den.	31	1413	68	45.6	2	0	6	3	9	86	15	41.5
11)	*Harvin, Pit.	25	1122	63	44.9	1	0	3	5	11	82	11	40.8
12)	Haack, Buf.	16	715	60	44.7	3	1	2	3	5	12	5	37.8
13)	Gillan, Cle.	20	888	65	44.4	1	0	0	2	11	58	7	40.5
14)	Palardy, Mia.	29	1262	61	43.5	3	0	5	1	11	78	11	38.8

AFC / LEADING PUNTERS, NET AVERAGE

Rank	Player, Team	No	Yards	Lg	Avg	TB	Blk	Dwn	OB	Opp Ret	In Yds	Net 20	Avg
1)	Cole, L.V.	29	1524	71	52.6	3	0	2	3	14	179	13	44.3
2)	Cooke, Jac.	26	1228	64	47.2	0	0	4	4	9	82	9	44.1
3)	Morstead, NY-J	19	907	59	47.7	0	0	1	1	9	109	6	42.0
4)	Sanchez, Ind.	27	1249	79	46.3	1	0	2	4	14	96	10	42.0
5)	Johnston, Hou.	36	1648	69	45.8	2	0	6	4	16	112	15	41.6
6)	Martin, Den.	31	1413	68	45.6	2	0	6	3	9	86	15	41.5
7)	Koch, Bal.	28	1294	57	46.2	2	0	2	3	13	106	10	41.0
8)	Huber, Cin.	29	1363	61	47.0	4	0	4	4	9	97	11	40.9
9)	Long, LA-C	19	908	69	47.8	1	0	3	1	12	112	7	40.8
10)	*Harvin, Pit.	25	1122	63	44.9	1	0	3	5	11	82	11	40.8
11)	Gillan, Cle.	20	888	65	44.4	1	0	0	2	11	58	7	40.5
12)	Palardy, Mia.	29	1262	61	43.5	3	0	5	1	11	78	11	38.8
13)	Bailey, N.E.	22	1043	68	47.4	3	2	2	2	8	71	10	38.0
14)	Haack, Buf.	16	715	60	44.7	3	1	2	3	5	12	5	37.8

AFC / PUNT RETURN LEADERS

Rank	Player, Team	Ret	FC	Yards	Avg	Long	TD
1)	Duvernay, Bal.	16	8	270	16.9	42	0
2)	Rogers, Ten.	10	9	120	12.0	22	0
3)	Olszewski, N.E.	12	3	133	11.1	23	0
4)	D. Spencer, Den.	12	7	124	10.3	25	0
5)	*Felton, Cle.	22	1	213	9.7	24	0
6)	McCloud, Pit.	10	7	83	8.3	15	0
7)	Renfrow, L.V.	12	11	96	8.0	17	0
8)	McKenzie, Buf.	13	4	97	7.5	20	0
9)	D. Phillips, Cin.	15	7	108	7.2	16	0
10)	Hines, Ind.	9	5	49	5.4	13	0
11)	Roberts, Hou.-LA-C	8	2	33	4.1	11	0

AFC / KICKOFF RETURN LEADERS

Rank	Player, Team	Ret	Yards	Avg	Long	TD
1)	Agnew, Jac.	11	305	27.7	102t	1
2)	McKenzie, Buf.	9	244	27.1	75	0
3)	Duvernay, Bal.	9	226	25.1	47	0
4)	McCloud, Pit.	13	321	24.7	40	0
5)	Pringle, K.C.	14	344	24.6	33	0
6t)	Berrios, NY-J	9	215	23.9	38	0
6t)	*Schwartz, Cle.	9	215	23.9	35	0
8)	B. Wilson, Cin.	10	238	23.8	44	0
9)	Roberts, Hou.-LA-C	18	386	21.4	38	0
10)	D. Spencer, Den.	11	198	18.0	23	0

WEEK 7 / THROUGH SUNDAY, OCTOBER 24, 2021**AFC / LEADERS IN INTERCEPTIONS**

Rank	Player, Team	Int	Yards	Avg	Long	TD
1)	L. Wilson, Cin.	4	31	7.8	18	0
2t)	L. Johnson, Hou.	3	47	15.7	32	0
2t)	Hyde, Buf.	3	37	12.3	26t	1
2t)	Byard, Ten.	3	28	9.3	16	0
2t)	J. Jackson, N.E.	3	1	0.3	1	0
6t)	Mathieu, K.C.	2	50	25.0	34t	1
6t)	Ju. Reid, Hou.	2	45	22.5	24	0
6t)	Dugger, N.E.	2	43	21.5	29	0
6t)	Poyer, Buf.	2	43	21.5	26	0
6t)	*Samuel Jr., LA-C	2	26	13.0	26	0
6t)	White, LA-C	2	22	11.0	22	0
6t)	Leonard, Ind.	2	8	4.0	4	0
6t)	Howard, Mia.	2	1	0.5	1	0
6t)	Averett, Bal.	2	0	0.0	0	0
6t)	Willis, Ind.	2	0	0.0	0	0

AFC / LEADERS IN SACKS

Rank	Player, Team	Sacks
1)	Garrett, Cle. (DE)	9.5
2)	Landry, Ten. (LB)	7.5
3)	T. Watt, Pit. (LB)	7.0
4t)	Hendrickson, Cin. (DE)	6.5
4t)	Judon, N.E. (LB)	6.5
6)	Greenard, Hou. (DE)	6.0
7)	Crosby, L.V. (DE)	5.0
8)	Miller, Den. (LB)	4.5
9t)	Hubbard, Cin. (DE)	4.0
9t)	Ngakoue, L.V. (DE)	4.0
11t)	Autry, Ten. (DE)	3.5
11t)	Bosa, LA-C (DE)	3.5
11t)	Clowney, Cle. (DE)	3.5
11t)	Quinn. Williams, NY-J (DT)	3.5
15t)	Buckner, Ind. (DT)	3.0
15t)	Danna, K.C. (DE)	3.0
15t)	Franklin-Myers, NY-J (DE)	3.0
15t)	B. Hill, Cin. (DE)	3.0
15t)	Muhammad, Ind. (DE)	3.0
15t)	*Oweh, Bal. (LB)	3.0
15t)	*Rousseau, Buf. (DE)	3.0
15t)	Uche, N.E. (LB)	3.0
23t)	Adeniyi, Ten. (LB)	2.5
23t)	J. Allen, Jac. (LB)	2.5
23t)	Bowser, Bal. (LB)	2.5
23t)	Ogbah, Mia. (DE)	2.5
23t)	Ogunjobi, Cin. (DT)	2.5
23t)	Simmons, Ten. (DE)	2.5
23t)	Thomas, L.V. (DE)	2.5

WEEK 7 / THROUGH SUNDAY, OCTOBER 24, 2021

AFC / FUMBLE RECOVERIES

Rank	Player, Team	TotRec	OffRec	DefRec
1)	Carr, L.V.	4	4	0
2t)	Dulin, Ind.	3	1	2
2t)	Leonard, Ind.	3	1	2
4t)	Allen, Buf.	2	2	0
4t)	Brissett, Mia.	2	2	0
4t)	Davis, LA-C	2	0	2
4t)	Duvernay, Bal.	2	2	0
4t)	Jackson, Bal.	2	2	0
4t)	Mahomes, K.C.	2	2	0
4t)	Milano, Buf.	2	0	2
4t)	*Mills, Hou.	2	2	0
4t)	*Paye, Ind.	2	0	2
4t)	Perryman, L.V.	2	0	2
4t)	Sieler, Mia.	2	0	2
4t)	Simpson, L.V.	2	2	0
4t)	*Z. Wilson, NY-J	2	2	0

WEEK 7 / THROUGH SUNDAY, OCTOBER 24, 2021**AFC / OFFENSIVE FUMBLE RECOVERIES**

Rank	Player, Team	Ret	Yards	Avg	Long	TD
1)	Carr, L.V.	4	0	0.0	0	0
2t)	Duvernay, Bal.	2	2	1.0	2t	1
2t)	Allen, Buf.	2	0	0.0	0	0
2t)	Brissett, Mia.	2	0	0.0	0	0
2t)	Jackson, Bal.	2	0	0.0	0	0
2t)	Mahomes, K.C.	2	0	0.0	0	0
2t)	*Mills, Hou.	2	0	0.0	0	0
2t)	Simpson, L.V.	2	0	0.0	0	0
2t)	*Z. Wilson, NY-J	2	0	0.0	0	0
10t)	*Holland, Mia.	1	3	3.0	3	0
10t)	Ingold, L.V.	1	1	1.0	1	0
10t)	Andrews, N.E.	1	0	0.0	0	0
10t)	Andrews, Bal.	1	0	0.0	0	0
10t)	Cannon, Hou.	1	0	0.0	0	0
10t)	C. Davis, NY-J	1	0	0.0	0	0
10t)	Dulin, Ind.	1	0	0.0	0	0
10t)	Durant, N.E.	1	0	0.0	0	0
10t)	*Felton, Cle.	1	0	0.0	0	0
10t)	Gaskin, Mia.	1	0	0.0	0	0
10t)	Gillan, Cle.	1	0	0.0	0	0
10t)	Griffin, NY-J	1	0	0.0	0	0
10t)	Guyton, LA-C	1	0	0.0	0	0
10t)	Jackson, Mia.	1	0	0.0	0	0
10t)	Leonard, Ind.	1	0	0.0	0	0
10t)	McCloud, Pit.	1	0	0.0	0	0
10t)	McKinnon, K.C.	1	0	0.0	0	0
10t)	Mixon, Cin.	1	0	0.0	0	0
10t)	Njoku, Cle.	1	0	0.0	0	0
10t)	Okorafor, Pit.	1	0	0.0	0	0
10t)	Oliver, Bal.	1	0	0.0	0	0
10t)	Remmers, K.C.	1	0	0.0	0	0
10t)	Roberts, Hou.-LA-C	1	0	0.0	0	0
10t)	Roethlisberger, Pit.	1	0	0.0	0	0
10t)	Sanders, Buf.	1	0	0.0	0	0
10t)	Shenault, Jac.	1	0	0.0	0	0
10t)	J. Smith, N.E.	1	0	0.0	0	0
10t)	Tannehill, Ten.	1	0	0.0	0	0
10t)	Wentz, Ind.	1	0	0.0	0	0
10t)	Wesco, NY-J	1	0	0.0	0	0
10t)	Da. Williams, Buf.	1	0	0.0	0	0

WEEK 7 / THROUGH SUNDAY, OCTOBER 24, 2021**AFC / DEFENSIVE FUMBLE RECOVERIES**

Rank	Player, Team	Ret	Yards	Avg	Long	TD
1t)	Davis, LA-C	2	34	17.0	20	0
1t)	Leonard, Ind.	2	29	14.5	21	0
1t)	Perryman, L.V.	2	2	1.0	1	0
1t)	Dulin, Ind.	2	0	0.0	0t	1
1t)	Milano, Buf.	2	0	0.0	0	0
1t)	*Paye, Ind.	2	0	0.0	0	0
1t)	Sieler, Mia.	2	0	0.0	0	0
8t)	D. Phillips, NY-J	1	34	34.0	34	0
8t)	Byard, Ten.	1	30	30.0	30t	1
8t)	Ya-Sin, Ind.	1	13	13.0	13	0
8t)	A. Johnson, Den.	1	10	10.0	10	0
8t)	Br. Jones, Mia.	1	3	3.0	3	0
8t)	M. Farley, Ten.	1	1	1.0	1	0
8t)	Abram, L.V.	1	0	0.0	0	0
8t)	Bush, Pit.	1	0	0.0	0	0
8t)	*Carter II, NY-J	1	0	0.0	0	0
8t)	Chesley, Ind.	1	0	0.0	0	0
8t)	Collins, Det.-N.E.	1	0	0.0	0	0
8t)	R. Evans, Ten.	1	0	0.0	0	0
8t)	Fackrell, LA-C	1	0	0.0	0	0
8t)	Ferguson, Mia.	1	0	0.0	0	0
8t)	Heyward, Pit.	1	0	0.0	0	0
8t)	Howard, Mia.	1	0	0.0	0	0
8t)	J. Johnson, N.O.-Hou.	1	0	0.0	0	0
8t)	T. Jones, Buf.	1	0	0.0	0	0
8t)	Klein, Buf.	1	0	0.0	0	0
8t)	S. Lawson, NY-J	1	0	0.0	0	0
8t)	Littleton, L.V.	1	0	0.0	0	0
8t)	McDowell, Cle.	1	0	0.0	0	0
8t)	Needham, Mia.	1	0	0.0	0	0
8t)	Niemann, K.C.	1	0	0.0	0	0
8t)	*Oweh, Bal.	1	0	0.0	0	0
8t)	Philon, L.V.	1	0	0.0	0	0
8t)	Pratt, Cin.	1	0	0.0	0	0
8t)	Rankins, NY-J	1	0	0.0	0	0
8t)	Reed, Den.	1	0	0.0	0	0
8t)	A. Smith, Buf.	1	0	0.0	0	0
8t)	Sneed, K.C.	1	0	0.0	0	0
8t)	Takitaki, Cle.	1	0	0.0	0	0
8t)	Uche, N.E.	1	0	0.0	0	0
8t)	Van Noy, N.E.	1	0	0.0	0	0
8t)	T. Watt, Pit.	1	0	0.0	0	0
8t)	White, Buf.	1	0	0.0	0	0
8t)	B. Williams, Bal.	1	0	0.0	0	0
8t)	Willis, Ind.	1	0	0.0	0	0
8t)	Kirksey, Hou.	1	-1	-1.0	-1	0
8t)	Judon, N.E.	1	-6	-6.0	-6	0

WEEK 7 / THROUGH SUNDAY, OCTOBER 24, 2021**NFC / LEADING PASSERS**

Player, Team	Pct			Avg		Pct			Pct Rating		
	Att	Comp	Comp	Yds	Gain	TD	TD	Long	Int	Int	Points
Wilson, Sea.	125	90	72.0	1196	9.57	10	8.0	69t	1	0.8	125.3
K. Murray, Ariz	223	164	73.5	2002	8.98	17	7.6	77t	5	2.2	116.8
Stafford, LA-R	241	167	69.3	2172	9.01	19	7.9	75t	4	1.7	116.7
Prescott, Dal.	216	158	73.1	1813	8.39	16	7.4	49t	4	1.9	115.0
Aa. Rodgers, G.B.	221	151	68.3	1710	7.74	15	6.8	59	3	1.4	108.2
Brady, T.B.	303	203	67.0	2275	7.51	21	6.9	62t	3	1.0	108.2
J. Winston, N.O.	116	70	60.3	892	7.69	12	10.3	72t	3	2.6	108.1
Cousins, Min.	239	166	69.5	1769	7.40	13	5.4	64t	2	0.8	105.4
Ryan, Atl.	244	166	68.0	1668	6.84	12	4.9	49t	4	1.6	96.8
Garoppolo, S.F.	145	94	64.8	1106	7.63	6	4.1	79t	4	2.8	90.2
Hurts, Phi.	242	148	61.2	1716	7.09	10	4.1	91	4	1.7	89.5
Heinicke, Was.	235	151	64.3	1658	7.06	10	4.3	73t	7	3.0	86.8
D. Jones, NY-G	241	153	63.5	1727	7.17	5	2.1	54t	4	1.7	84.8
Goff, Det.	274	181	66.1	1773	6.47	8	2.9	63t	6	2.2	84.7
Darnold, Car.	249	153	61.4	1684	6.76	7	2.8	57t	8	3.2	77.5
*Fields, Chi.	131	75	57.3	816	6.23	2	1.5	64	6	4.6	61.8

NFC / LEADING PASSERS, RANKS

Player, Team	Pct			Avg		Pct			Pct Rating		
	Att	Comp	Comp	Yds	Gain	TD	TD	Long	Int	Int	Points
Wilson, Sea.	15	14	3	13	1	9t	2		1	1	1
K. Murray, Ariz	10	6	1	3	3	3	4		12	11	2
Stafford, LA-R	6t	3	5	2	2	2	3		6t	7t	3
Prescott, Dal.	12	7	2	4	4	4	5		6t	9	4
Aa. Rodgers, G.B.	11	10t	6	9	5	5	7		3t	4	5
Brady, T.B.	1	1	8	1	8	1	6		3t	3	6
J. Winston, N.O.	16	16	15	15	6	7t	1		3t	12	7
Cousins, Min.	8	4t	4	6	9	6	8		2	2	8
Ryan, Atl.	4	4t	7	11	13	7t	9		6t	5	9
Garoppolo, S.F.	13	13	10	14	7	14	11		6t	13	10
Hurts, Phi.	5	12	14	8	11	9t	12		6t	6	11
Heinicke, Was.	9	10t	11	12	12	9t	10		15	14	12
D. Jones, NY-G	6t	8t	12	7	10	15	15		6t	7t	13
Goff, Det.	2	2	9	5	15	12	13		13t	10	14
Darnold, Car.	3	8t	13	10	14	13	14		16	15	15
*Fields, Chi.	14	15	16	16	16	17t	16		13t	16	16

NFC / FOURTH-QUARTER PASSING LEADERS

Rank	Player, Team	Att	Comp	Comp%	Yards	YPA	TD	TD%	Int	Int%	Rating
1)	Stafford, LA-R	42	32	76.2	362	8.62	5	11.9	0	0.0	141.1
2)	K. Murray, Ariz	29	25	86.2	287	9.90	2	6.9	0	0.0	130.9
3)	Wilson, Sea.	30	20	66.7	253	8.43	2	6.7	0	0.0	115.0
4)	J. Winston, N.O.	22	13	59.1	217	9.86	4	18.2	1	4.5	113.1
5)	Brady, T.B.	73	51	69.9	563	7.71	4	5.5	0	0.0	110.7
6)	Prescott, Dal.	44	29	65.9	314	7.14	2	4.5	0	0.0	101.9
7)	Hurts, Phi.	73	44	60.3	537	7.36	4	5.5	0	0.0	101.2
8)	Darnold, Car.	64	41	64.1	467	7.30	3	4.7	1	1.6	95.0
9)	Garoppolo, S.F.	30	20	66.7	268	8.93	2	6.7	2	6.7	89.3
10)	Goff, Det.	112	78	69.6	751	6.71	2	1.8	3	2.7	82.8
11)	Smith, Sea.	28	19	67.9	181	6.46	1	3.6	1	3.6	82.6
12)	Cousins, Min.	75	49	65.3	558	7.44	0	0.0	1	1.3	82.0
13)	*Lance, S.F.	24	12	50.0	138	5.75	1	4.2	0	0.0	81.6
14)	Aa. Rodgers, G.B.	41	20	48.8	297	7.24	1	2.4	0	0.0	81.0
15)	Heinicke, Was.	82	52	63.4	589	7.18	4	4.9	4	4.9	80.8
16)	D. Jones, NY-G	76	44	57.9	469	6.17	1	1.3	0	0.0	80.4
17)	Ryan, Atl.	60	41	68.3	398	6.63	2	3.3	3	5.0	76.9
18)	Glennon, NY-G	18	10	55.6	116	6.44	1	5.6	1	5.6	70.6
19)	*Fields, Chi.	35	20	57.1	191	5.46	1	2.9	2	5.7	58.2

NFC / THIRD-DOWN PASSING LEADERS

Rank	Player, Team	Att	Comp	Comp%	Yards	YPA	TD	TD%	Int	Int%	Rating
1)	Stafford, LA-R	53	36	67.9	592	11.17	5	9.4	0	0.0	136.7
2)	K. Murray, Ariz	51	35	68.6	472	9.25	8	15.7	1	2.0	129.2
3)	Aa. Rodgers, G.B.	57	36	63.2	473	8.30	6	10.5	1	1.8	117.1
4)	J. Winston, N.O.	34	20	58.8	283	8.32	6	17.6	1	2.9	113.1
5)	Prescott, Dal.	50	35	70.0	477	9.54	3	6.0	1	2.0	111.8
6)	Ryan, Atl.	67	49	73.1	488	7.28	6	9.0	2	3.0	110.8
7)	Cousins, Min.	68	48	70.6	520	7.65	3	4.4	0	0.0	107.5
8)	Brady, T.B.	61	36	59.0	388	6.36	7	11.5	2	3.3	102.4
9)	Hurts, Phi.	54	29	53.7	389	7.20	3	5.6	0	0.0	95.4
10)	D. Jones, NY-G	63	38	60.3	530	8.41	1	1.6	0	0.0	92.7
11)	Goff, Det.	62	37	59.7	397	6.40	3	4.8	2	3.2	81.2
12)	Garoppolo, S.F.	36	21	58.3	299	8.31	2	5.6	2	5.6	80.7
13)	Darnold, Car.	62	34	54.8	297	4.79	2	3.2	2	3.2	65.1
14)	Heinicke, Was.	52	25	48.1	275	5.29	2	3.8	3	5.8	53.0
15)	*Fields, Chi.	35	16	45.7	179	5.11	0	0.0	5	14.3	21.9

WEEK 7 / THROUGH SUNDAY, OCTOBER 24, 2021**NFC / LEADING RUSHERS**

Rank	Player, Team	Att	Yards	Avg	Long	TD
1)	Elliott, Dal.	102	521	5.1	47	5
2)	Henderson, LA-R	96	417	4.3	29	4
3)	Fournette, T.B.	93	413	4.4	21	4
4)	Gibson, Was.	103	408	4.0	27	3
5)	Jones, G.B.	89	404	4.5	57	2
6)	Edmonds, Ariz	68	397	5.8	54	0
7)	Kamara, N.O.	94	368	3.9	23t	1
8t)	Cook, Min.	80	366	4.6	23	2
8t)	Pollard, Dal.	61	366	6.0	28	1
10)	Hurts, Phi. (QB)	66	361	5.5	27	5
11)	Conner, Ariz	89	336	3.8	18t	6
12)	J. Williams, Det.	71	312	4.4	20	2
13t)	*Hubbard, Car.	84	309	3.7	26	1
13t)	Montgomery, Chi.	69	309	4.5	41	3
15)	Sanders, Phi.	63	300	4.8	24	0
16)	*Mitchell, S.F.	63	296	4.7	38t	2
17)	*Herbert, Chi.	58	279	4.8	29	1
18)	Mattison, Min.	68	268	3.9	48	0
19)	Swift, Det.	78	262	3.4	16	3
20)	Patterson, Atl.	55	233	4.2	14	2
21)	Carson, Sea.	54	232	4.3	33	3
22)	Dillon, G.B.	52	231	4.4	36	0
23)	D. Jones, NY-G (QB)	41	229	5.6	46	2
24)	Collins, Sea.	48	225	4.7	25	2
25)	Heinicke, Was. (QB)	35	222	6.3	38	1
26)	M. Davis, Atl.	66	214	3.2	17	1
27)	Michel, LA-R	56	209	3.7	15	1
28)	McCaffrey, Car.	52	201	3.9	18	1
29)	Barkley, NY-G	54	195	3.6	41	2
30)	R. Jones, T.B.	41	181	4.4	19	1

NFC / THIRD-AND-ONE RUSHING LEADERS

Rank	Player, Team	Att	FD	Pct
1t)	J. Williams, Det.	6	6	100.0
1t)	Carson, Sea.	4	4	100.0
1t)	Penny, NY-G	4	4	100.0
1t)	Garoppolo, S.F.	3	3	100.0
1t)	R. Jones, T.B.	3	3	100.0
1t)	Dillon, G.B.	2	2	100.0
1t)	*Gainwell, Phi.	2	2	100.0
1t)	Ham, Min.	2	2	100.0
1t)	Jones, G.B.	2	2	100.0
1t)	Mattison, Min.	2	2	100.0
1t)	McKissic, Was.	2	2	100.0
1t)	Wilson, Sea.	2	2	100.0
13t)	Fournette, T.B.	7	6	85.7
13t)	Gibson, Was.	7	6	85.7
15t)	Darnold, Car.	4	3	75.0
15t)	Hurts, Phi.	4	3	75.0
15t)	D. Jones, NY-G	4	3	75.0
15t)	J. Winston, N.O.	4	3	75.0
19)	Conner, Ariz	7	5	71.4
20t)	*Lance, S.F.	3	2	66.7
20t)	Montgomery, Chi.	3	2	66.7
20t)	Pollard, Dal.	3	2	66.7
23)	Elliott, Dal.	5	3	60.0
24)	Sanders, Phi.	4	2	50.0
25)	Michel, LA-R	5	2	40.0

WEEK 7 / THROUGH SUNDAY, OCTOBER 24, 2021**NFC / LEADERS IN RECEPTIONS**

Rank	Player, Team	Rec	Yards	Avg	Long	TD
1)	Kupp, LA-R	56	809	14.4	59	9
2)	D. Adams, G.B.	52	744	14.3	59	3
3)	D.J. Moore, Car.	46	586	12.7	39	3
4t)	Godwin, T.B.	42	520	12.4	34	3
4t)	Swift, Det. (RB)	42	391	9.3	63t	2
6)	Jefferson, Min.	41	542	13.2	37	3
7)	McLaurin, Was.	40	550	13.8	40t	4
8t)	Samuel, S.F.	38	648	17.1	79t	4
8t)	Hockenson, Det. (TE)	38	359	9.4	33	2
10t)	Evans, T.B.	37	496	13.4	46	7
10t)	Thielen, Min.	37	393	10.6	35	5
12)	Woods, LA-R	35	423	12.1	25	3
13t)	Lamb, Dal.	33	497	15.1	49t	4
13t)	Hopkins, Ariz	33	420	12.7	38	7
15)	*Smith, Phi.	32	406	12.7	37	1
16t)	*Pitts, Atl. (TE)	31	471	15.2	39	1
16t)	Metcalf, Sea.	31	441	14.2	30	5
16t)	Schultz, Dal. (TE)	31	359	11.6	30	3
16t)	Ridley, Atl.	31	281	9.1	22	2
20t)	Kirk, Ariz	30	408	13.6	35	4
20t)	Cooper, Dal.	30	373	12.4	35t	4
22)	Brown, T.B.	29	418	14.4	62t	4
23)	Shepard, NY-G	28	299	10.7	37t	1
24t)	Lockett, Sea.	27	425	15.7	69t	3
24t)	Mooney, Chi.	27	345	12.8	64	1
24t)	Patterson, Atl. (RB)	27	296	11.0	42t	4
24t)	Higbee, LA-R (TE)	27	248	9.2	37	2
24t)	Fournette, T.B. (RB)	27	222	8.2	23	0
24t)	Edmonds, Ariz (RB)	27	172	6.4	36	0
30t)	Raymond, Det.	26	334	12.8	37	2
30t)	Osborn, Min.	26	311	12.0	64t	2
30t)	*Moore, Ariz	26	303	11.7	77t	1
30t)	Jones, G.B. (RB)	26	186	7.2	26	4

NFC / RECEIVING YARDAGE LEADERS

Rank	Player, Team	Yards	Rec	Avg	Long	TD
1)	Kupp, LA-R	809	56	14.4	59	9
2)	D. Adams, G.B.	744	52	14.3	59	3
3)	Samuel, S.F.	648	38	17.1	79t	4
4)	D.J. Moore, Car.	586	46	12.7	39	3
5)	McLaurin, Was.	550	40	13.8	40t	4
6)	Jefferson, Min.	542	41	13.2	37	3
7)	Godwin, T.B.	520	42	12.4	34	3
8)	Lamb, Dal.	497	33	15.1	49t	4
9)	Evans, T.B.	496	37	13.4	46	7
10)	*Pitts, Atl. (TE)	471	31	15.2	39	1
11)	Metcalf, Sea.	441	31	14.2	30	5
12)	Lockett, Sea.	425	27	15.7	69t	3
13)	Woods, LA-R	423	35	12.1	25	3
14)	Hopkins, Ariz	420	33	12.7	38	7
15)	Brown, T.B.	418	29	14.4	62t	4
16)	Kirk, Ariz	408	30	13.6	35	4
17t)	Green, Ariz	406	24	16.9	41t	3
17t)	*Smith, Phi.	406	32	12.7	37	1
19)	Thielen, Min.	393	37	10.6	35	5
20)	Swift, Det. (RB)	391	42	9.3	63t	2
21)	Cooper, Dal.	373	30	12.4	35t	4
22t)	Hockenson, Det. (TE)	359	38	9.4	33	2
22t)	Schultz, Dal. (TE)	359	31	11.6	30	3
24)	Watkins, Phi.	348	18	19.3	91	0
25)	Mooney, Chi.	345	27	12.8	64	1
26)	Raymond, Det.	334	26	12.8	37	2
27)	*Toney, NY-G	317	23	13.8	38	0
28)	Osborn, Min.	311	26	12.0	64t	2
29)	Jefferson, LA-R	304	21	14.5	67t	3
30)	*Moore, Ariz	303	26	11.7	77t	1

WEEK 7 / THROUGH SUNDAY, OCTOBER 24, 2021**NFC / THIRD-DOWN RECEIVING LEADERS**

Rank	Player, Team	Rec	Yards	Avg	Long	TD
1)	Jefferson, Min.	15	236	15.7	37	1
2t)	D. Adams, G.B.	12	179	14.9	50	0
2t)	Ridley, Atl.	12	128	10.7	22	1
4t)	Woods, LA-R	11	131	11.9	22	1
4t)	Osborn, Min.	11	104	9.5	25	0
6t)	Samuel, S.F.	10	172	17.2	79t	1
6t)	Kupp, LA-R	10	155	15.5	59	1
6t)	*Pitts, Atl. (TE)	10	129	12.9	24	0
6t)	D.J. Moore, Car.	10	121	12.1	29	1
6t)	Thielen, Min.	10	93	9.3	19	2
6t)	Bernard, T.B. (RB)	10	46	4.6	10t	1
12)	Schultz, Dal. (TE)	9	119	13.2	30	1
13t)	Brown, T.B.	8	176	22.0	62t	1
13t)	Swift, Det. (RB)	8	108	13.5	63t	1
13t)	Shepard, NY-G	8	98	12.3	20	0
13t)	McKissic, Was. (RB)	8	92	11.5	30t	1
13t)	Godwin, T.B.	8	69	8.6	19	1
13t)	*Moore, Ariz	8	65	8.1	18	0
13t)	Raymond, Det.	8	55	6.9	12	1
20t)	Kirk, Ariz	7	123	17.6	26t	3
20t)	Cobb, G.B.	7	106	15.1	25	1
20t)	Robinson, Chi.	7	101	14.4	20	1
20t)	Cooper, Dal.	7	93	13.3	21t	1
20t)	*Smith, Phi.	7	88	12.6	19	1
20t)	Patterson, Atl. (RB)	7	74	10.6	23	2
20t)	Hopkins, Ariz	7	70	10.0	23	4
20t)	Higbee, LA-R (TE)	7	61	8.7	14	1
20t)	*St. Brown, Det.	7	60	8.6	17	0
20t)	Edmonds, Ariz (RB)	7	42	6.0	7	0
30t)	*Toney, NY-G	6	119	19.8	38	0
30t)	Metcalf, Sea.	6	90	15.0	28	0
30t)	Tonyan, G.B. (TE)	6	85	14.2	25	2
30t)	C. Wilson, Dal.	6	84	14.0	35	0
30t)	Reagor, Phi.	6	60	10.0	24	1
30t)	Mooney, Chi.	6	58	9.7	15	0
30t)	Hurst, Atl. (TE)	6	51	8.5	17t	1
30t)	Hockenson, Det. (TE)	6	44	7.3	15	1
30t)	*Marshall Jr., Car.	6	44	7.3	11	0

WEEK 7 / THROUGH SUNDAY, OCTOBER 24, 2021**NFC / LEADING SCORERS, NONKICKERS**

Rank	Player, Team	TD	Rush	Rec	Ret	X2	Pts
1)	Kupp, LA-R (WR)	9	0	9	0	0	54
2t)	Evans, T.B. (WR)	7	0	7	0	0	42
2t)	Hopkins, Ariz (WR)	7	0	7	0	0	42
4t)	Conner, Ariz (RB)	6	6	0	0	0	36
4t)	Elliott, Dal. (RB)	6	5	1	0	0	36
4t)	Jones, G.B. (RB)	6	2	4	0	0	36
4t)	Patterson, Atl. (RB)	6	2	4	0	0	36
8t)	Darnold, Car. (QB)	5	5	0	0	0	30
8t)	Henderson, LA-R (RB)	5	4	1	0	0	30
8t)	Hurts, Phi. (QB)	5	5	0	0	0	30
8t)	Metcalfe, Sea. (WR)	5	0	5	0	0	30
8t)	Samuel, S.F. (WR)	5	1	4	0	0	30
8t)	Swift, Det. (RB)	5	3	2	0	0	30
8t)	Thielen, Min. (WR)	5	0	5	0	0	30
15t)	Brown, T.B. (WR)	4	0	4	0	0	24
15t)	Cooper, Dal. (WR)	4	0	4	0	0	24
15t)	Fournette, T.B. (RB)	4	4	0	0	0	24
15t)	Gibson, Was. (RB)	4	3	1	0	0	24
15t)	Godwin, T.B. (WR)	4	1	3	0	0	24
15t)	Gronkowski, T.B. (TE)	4	0	4	0	0	24
15t)	Kamara, N.O. (RB)	4	1	3	0	0	24
15t)	Kirk, Ariz (WR)	4	0	4	0	0	24
15t)	Lamb, Dal. (WR)	4	0	4	0	0	24
15t)	McLaurin, Was. (WR)	4	0	4	0	0	24
25t)	*Gainwell, Phi. (RB)	3	2	1	0	1	20
25t)	Woods, LA-R (WR)	3	0	3	0	1	20

NFC / LEADING SCORERS, KICKERS

Rank	Player, Team	PAT	FG	Pct	Long	Pts
1)	Prater, Ariz	27/27	12/15	.800	62	63
2)	Gay, LA-R	22/23	13/14	.929	53	61
3)	Zuerlein, Dal.	19/21	12/15	.800	56	55
4)	Crosby, G.B.	18/19	12/16	.750	54	54
5t)	Gano, NY-G	8/ 8	15/17	.882	55	53
5t)	Succop, T.B.	29/30	8/11	.727	48	53
7)	Joseph, Min.	12/13	13/17	.765	55	51
8)	Hopkins, Was.	10/12	12/14	.857	50	46
9)	Koo, Atl.	13/13	10/10	1.000	52	43
10)	Gonzalez, Det.-Car.	12/13	9/11	.818	50	39
11t)	Elliott, Phi.	14/14	7/ 9	.778	58	35
11t)	Santos, Chi.	11/11	8/ 8	1.000	47	35
11t)	Seibert, Det.	5/ 5	10/11	.909	52	35
14)	Myers, Sea.	17/18	5/ 7	.714	53	32
15)	Slye, Hou.-S.F.	8/10	7/ 8	.875	56	29
16)	Gould, S.F.	11/11	3/ 4	.750	52	20
17)	Rosas, N.O.	13/13	1/ 4	.250	44	16
18)	Santoso, Car.-Ten.-Det.	5/ 6	3/ 3	1.000	35	14
19)	Blewitt, Was.	1/ 1	1/ 2	.500	45	4
20)	Parkey, N.O.	3/ 5	0/ 0	---	--	3
21)	Wishnowsky, S.F.	1/ 2	0/ 1	.000	--	1
22)	Pinion, T.B.	0/ 0	0/ 1	.000	--	0

NFC / TOUCHBACKS ON KICKOFFS

Rank	Player, Team	TB
1)	Prater, Ariz	39
2)	Pinion, T.B.	37
3)	Zuerlein, Dal.	35
4)	Joseph, Min.	27
5)	Gay, LA-R	25
6)	Hopkins, Was.	22
7)	Elliott, Phi.	21
8)	Slye, Hou.-S.F.	20
9t)	Gano, NY-G	17
9t)	Gonzalez, Det.-Car.	17
11t)	Crosby, G.B.	16
11t)	Rosas, N.O.	16
13)	Santos, Chi.	15
14)	Santoso, Car.-Ten.-Det.	11
15t)	Koo, Atl.	8
15t)	Myers, Sea.	8
17)	Wishnowsky, S.F.	7
18)	Nizialek, Atl.	6
19)	Seibert, Det.	5
20)	Gould, S.F.	4
21t)	Blewitt, Was.	2
21t)	Gillikin, N.O.	2
23)	Parkey, N.O.	1

WEEK 7 / THROUGH SUNDAY, OCTOBER 24, 2021**NFC / MOST YARDS FROM SCRIMMAGE**

Rank	Player, Team	Total			Rushing			Receiving		
		Yards	Att+Rec	Avg	Yards	Att	Avg	Yards	Rec	Avg
1)	Kupp, LA-R (WR)	804	57	14.1	-5	1	-5.0	809	56	14.4
2)	D. Adams, G.B. (WR)	744	52	14.3	0	0	---	744	52	14.3
3)	Samuel, S.F. (WR)	670	44	15.2	22	6	3.7	648	38	17.1
4)	Swift, Det. (RB)	653	120	5.4	262	78	3.4	391	42	9.3
5)	Fournette, T.B. (RB)	635	120	5.3	413	93	4.4	222	27	8.2
6)	Elliott, Dal. (RB)	626	118	5.3	521	102	5.1	105	16	6.6
7)	D.J. Moore, Car. (WR)	607	51	11.9	21	5	4.2	586	46	12.7
8)	Jones, G.B. (RB)	590	115	5.1	404	89	4.5	186	26	7.2
9)	Edmonds, Ariz (RB)	569	95	6.0	397	68	5.8	172	27	6.4
10)	Henderson, LA-R (RB)	555	111	5.0	417	96	4.3	138	15	9.2
11)	McLaurin, Was. (WR)	550	40	13.8	0	0	---	550	40	13.8
12)	Jefferson, Min. (WR)	542	41	13.2	0	0	---	542	41	13.2
13)	Gibson, Was. (RB)	532	117	4.5	408	103	4.0	124	14	8.9
14)	Patterson, Atl. (RB)	529	82	6.5	233	55	4.2	296	27	11.0
15)	Godwin, T.B. (WR)	522	43	12.1	2	1	2.0	520	42	12.4
16)	Lamb, Dal. (WR)	515	37	13.9	18	4	4.5	497	33	15.1
17)	Evans, T.B. (WR)	496	37	13.4	0	0	---	496	37	13.4
18t)	Kamara, N.O. (RB)	481	109	4.4	368	94	3.9	113	15	7.5
18t)	Pollard, Dal. (RB)	481	76	6.3	366	61	6.0	115	15	7.7
20)	*Pitts, Atl. (TE)	471	31	15.2	0	0	---	471	31	15.2
21t)	Metcalf, Sea. (WR)	441	31	14.2	0	0	---	441	31	14.2
21t)	Woods, LA-R (WR)	441	39	11.3	18	4	4.5	423	35	12.1
23)	Cook, Min. (RB)	439	92	4.8	366	80	4.6	73	12	6.1
24)	Lockett, Sea. (WR)	425	27	15.7	0	0	---	425	27	15.7
25)	Brown, T.B. (WR)	424	30	14.1	6	1	6.0	418	29	14.4
26)	Hopkins, Ariz (WR)	420	33	12.7	0	0	---	420	33	12.7
27t)	*Hubbard, Car. (RB)	419	101	4.1	309	84	3.7	110	17	6.5
27t)	Kirk, Ariz (WR)	419	31	13.5	11	1	11.0	408	30	13.6
29)	Sanders, Phi. (RB)	418	82	5.1	300	63	4.8	118	19	6.2
30)	J. Williams, Det. (RB)	411	87	4.7	312	71	4.4	99	16	6.2

NFC / LEADERS IN FIRST DOWNS

Rank	Player, Team	Rush	Rec	Tot
1)	Fournette, T.B. (RB)	24	14	38
2)	Kupp, LA-R (WR)	0	37	37
3t)	D. Adams, G.B. (WR)	0	35	35
3t)	Elliott, Dal. (RB)	29	6	35
5)	D.J. Moore, Car. (WR)	2	32	34
6t)	Godwin, T.B. (WR)	1	30	31
6t)	Jones, G.B. (RB)	18	13	31
8t)	Gibson, Was. (RB)	26	4	30
8t)	Swift, Det. (RB)	14	16	30
8t)	J. Williams, Det. (RB)	24	6	30
11)	Henderson, LA-R (RB)	23	6	29
12)	Evans, T.B. (WR)	0	27	27
13t)	Cook, Min. (RB)	23	3	26
13t)	Jefferson, Min. (WR)	0	26	26
13t)	Lamb, Dal. (WR)	2	24	26
13t)	McLaurin, Was. (WR)	0	26	26
13t)	Patterson, Atl. (RB)	12	14	26
13t)	Woods, LA-R (WR)	0	26	26
19t)	Conner, Ariz (RB)	24	1	25
19t)	Hopkins, Ariz (WR)	0	25	25
19t)	Hurts, Phi. (QB)	25	0	25
19t)	Samuel, S.F. (WR)	1	24	25
23t)	Edmonds, Ariz (RB)	19	4	23
23t)	Pollard, Dal. (RB)	18	5	23
25t)	Metcalf, Sea. (WR)	0	22	22
25t)	Thielen, Min. (WR)	0	22	22
27t)	Cooper, Dal. (WR)	0	21	21
27t)	*Hubbard, Car. (RB)	17	4	21
27t)	Kamara, N.O. (RB)	14	7	21
27t)	Kirk, Ariz (WR)	1	20	21
27t)	Montgomery, Chi. (RB)	18	3	21
27t)	*Pitts, Atl. (TE)	0	21	21

WEEK 7 / THROUGH SUNDAY, OCTOBER 24, 2021**NFC / LEADING PUNTERS**

Rank	Player, Team	No	Yards	Lg	Avg	TB	Blk	Dwn	OB	Opp Ret	In Yds	Net 20	Avg
1)	Fox, Det.	25	1271	67	50.8	2	0	6	1	10	96	10	45.4
2)	Lee, Ariz	24	1211	60	50.5	3	0	3	1	14	121	5	42.9
3)	Gillikin, N.O.	21	1046	60	49.8	1	0	3	4	10	107	7	43.8
4)	Way, Was.	21	1043	66	49.7	1	0	1	2	13	128	6	42.6
5)	Berry, Min.	28	1356	63	48.4	0	1	2	3	17	116	7	42.8
6)	Bojorquez, G.B.	21	992	82	47.2	1	0	3	5	8	73	7	42.8
7)	Dickson, Sea.	33	1554	68	47.1	6	0	6	2	15	110	14	40.1
8)	O'Donnell, Chi.	28	1316	63	47.0	2	0	1	2	15	215	9	37.9
9)	Wishnowsky, S.F.	23	1067	65	46.4	2	0	6	3	7	47	13	42.6
10)	Dixon, NY-G	26	1200	63	46.2	3	0	4	2	12	124	6	39.1
11)	Siposs, Phi.	28	1290	68	46.1	2	0	5	3	12	112	8	40.6
12)	Nizialek, Atl.	18	817	62	45.4	2	0	3	3	7	61	6	39.8
13)	Pinion, T.B.	24	1030	65	42.9	2	0	3	2	10	64	10	38.6
14)	Hekker, LA-R	18	748	54	41.6	0	0	1	6	3	20	13	40.4
15)	Charlton, Car.	21	821	54	39.1	0	1	2	2	3	33	8	35.8

NFC / LEADING PUNTERS, NET AVERAGE

Rank	Player, Team	No	Yards	Lg	Avg	TB	Blk	Dwn	OB	Opp Ret	In Yds	Net 20	Avg
1)	Fox, Det.	25	1271	67	50.8	2	0	6	1	10	96	10	45.4
2)	Gillikin, N.O.	21	1046	60	49.8	1	0	3	4	10	107	7	43.8
3)	Lee, Ariz	24	1211	60	50.5	3	0	3	1	14	121	5	42.9
4)	Bojorquez, G.B.	21	992	82	47.2	1	0	3	5	8	73	7	42.8
5)	Berry, Min.	28	1356	63	48.4	0	1	2	3	17	116	7	42.8
6)	Way, Was.	21	1043	66	49.7	1	0	1	2	13	128	6	42.6
7)	Wishnowsky, S.F.	23	1067	65	46.4	2	0	6	3	7	47	13	42.6
8)	Siposs, Phi.	28	1290	68	46.1	2	0	5	3	12	112	8	40.6
9)	Hekker, LA-R	18	748	54	41.6	0	0	1	6	3	20	13	40.4
10)	Dickson, Sea.	33	1554	68	47.1	6	0	6	2	15	110	14	40.1
11)	Nizialek, Atl.	18	817	62	45.4	2	0	3	3	7	61	6	39.8
12)	Dixon, NY-G	26	1200	63	46.2	3	0	4	2	12	124	6	39.1
13)	Pinion, T.B.	24	1030	65	42.9	2	0	3	2	10	64	10	38.6
14)	O'Donnell, Chi.	28	1316	63	47.0	2	0	1	2	15	215	9	37.9
15)	Charlton, Car.	21	821	54	39.1	0	1	2	2	3	33	8	35.8

NFC / PUNT RETURN LEADERS

Rank	Player, Team	Ret	FC	Yards	Avg	Long	TD
1)	*Moore, Ariz	12	5	117	9.8	27	0
2)	Raymond, Det.	10	5	89	8.9	22	0
3)	Grant, Mia.-Chi.	14	1	121	8.6	21	0
4)	Erickson, Car.	16	10	130	8.1	22	0
5)	Aiyuk, S.F.	12	0	89	7.4	14	0
6)	Peppers, NY-G	9	3	58	6.4	19	0
7)	*A. Williams, Atl.	9	1	52	5.8	15	0
8)	Reagor, Phi.	12	9	58	4.8	22	0
9)	Westbrook, Min.	12	11	52	4.3	15	0

NFC / KICKOFF RETURN LEADERS

Rank	Player, Team	Ret	Yards	Avg	Long	TD
1)	Harris, N.O.	9	239	26.6	39	0
2)	*Herbert, Chi.	9	234	26.0	50	0
3)	Carter, Was.	21	538	25.6	101t	1
4)	Board, NY-G	11	273	24.8	38	0
5)	Patterson, Atl.	10	242	24.2	32	0
6)	Dallas, Sea.	12	267	22.3	38	0
7)	Cannon, Bal.-S.F.	10	209	20.9	68	0
8)	*Hill, G.B.	9	186	20.7	41	0
9)	Abdullah, Min.-Car.	10	201	20.1	45	0

WEEK 7 / THROUGH SUNDAY, OCTOBER 24, 2021**NFC / LEADERS IN INTERCEPTIONS**

Rank	Player, Team	Int	Yards	Avg	Long	TD
1)	Diggs, Dal.	7	142	20.3	59t	2
2t)	Murphy, Ariz	3	36	12.0	29t	1
2t)	Bradberry, NY-G	3	19	6.3	14	0
2t)	Oruwariye, Det.	3	18	6.0	18	0
5t)	M. Williams, N.O.	2	56	28.0	53	0
5t)	Edwards, T.B.	2	46	23.0	31t	2
5t)	P. Williams, N.O.	2	46	23.0	46	0
5t)	A. Brown, Dal.	2	45	22.5	45t	1
5t)	*Adebo, N.O.	2	33	16.5	33	0
5t)	Rapp, LA-R	2	31	15.5	18	0
5t)	Ramsey, LA-R	2	25	12.5	25	0
5t)	Slay, Phi.	2	25	12.5	19	0
5t)	X. McKinney, NY-G	2	23	11.5	23	0
5t)	Campbell, G.B.	2	15	7.5	13	0
5t)	Jay. Hawkins, Atl.	2	11	5.5	11	0
5t)	Dean, T.B.	2	6	3.0	6	0
5t)	Diggs, Sea.	2	5	2.5	5	0
5t)	Scott, LA-R	2	3	1.5	3	0
5t)	Reeder, LA-R	2	2	1.0	2	0

NFC / LEADERS IN SACKS

Rank	Player, Team	Sacks
1)	Reddick, Car. (LB)	6.5
2t)	Golden, Ariz (LB)	6.0
2t)	Hargrave, Phi. (DT)	6.0
2t)	Hunter, Min. (DE)	6.0
2t)	K. Mack, Chi. (LB)	6.0
6t)	Barrett, T.B. (LB)	5.5
6t)	*Ojulari, NY-G (LB)	5.5
6t)	Quinn, Chi. (LB)	5.5
9t)	J. Allen, Was. (DT)	5.0
9t)	Bosa, S.F. (DE)	5.0
9t)	C. Jones, Ariz (LB)	5.0
12t)	Floyd, LA-R (LB)	4.5
12t)	L. Williams, NY-G (DE)	4.5
14t)	Burns, Car. (DE)	4.0
14t)	Gregory, Dal. (DE)	4.0
14t)	Griffen, Min. (DE)	4.0
14t)	C. Harris, Det. (LB)	4.0
14t)	Sweat, Was. (DE)	4.0
14t)	Taylor, Sea. (DE)	4.0
20t)	Donald, LA-R (DE)	3.5
20t)	Gary, G.B. (LB)	3.5
22t)	Clark, G.B. (NT)	3.0
22t)	Ford, S.F. (DE)	3.0
22t)	Hicks, Ariz (LB)	3.0
22t)	A. Johnson, NY-G (NT)	3.0
22t)	Joseph-Day, LA-R (DT)	3.0
22t)	Lewis, LA-R (LB)	3.0
22t)	Mercilus, Hou.-G.B. (DE)	3.0
29t)	Keke, G.B. (DE)	2.5
29t)	*Parsons, Dal. (LB)	2.5
29t)	Pierre-Paul, T.B. (LB)	2.5
32t)	Der. Brown, Car. (DT)	2.0
32t)	A. Bryant, Det. (LB)	2.0
32t)	Fowler, Atl. (DE)	2.0
32t)	Gholston, T.B. (DE)	2.0
32t)	Tr. Gipson, Chi. (LB)	2.0
32t)	Hollins, LA-R (LB)	2.0
32t)	Jones, Atl. (LB)	2.0
32t)	Kendricks, Min. (LB)	2.0
32t)	Kpassagnon, N.O. (DE)	2.0
32t)	Lowry, G.B. (DE)	2.0
32t)	*Odighizuwa, Dal. (DT)	2.0
32t)	J. Okwara, Det. (LB)	2.0
32t)	Pierce, Min. (DT)	2.0
32t)	P. Smith, G.B. (LB)	2.0
32t)	Ro. Smith, Chi. (LB)	2.0
32t)	Street, S.F. (DE)	2.0
32t)	*Tryon-Shoyinka, T.B. (LB)	2.0
32t)	Tuioti-Mariner, Atl. (LB)	2.0
32t)	Young, LA-R (LB)	2.0

WEEK 7 / THROUGH SUNDAY, OCTOBER 24, 2021

NFC / FUMBLE RECOVERIES

Rank	Player, Team	TotRec	OffRec	DefRec
1)	K. Murray, Ariz	7	7	0
2t)	*Fields, Chi.	3	3	0
2t)	Heinicke, Was.	3	3	0
2t)	Prescott, Dal.	3	3	0
5t)	Cousins, Min.	2	2	0
5t)	Garoppolo, S.F.	2	2	0
5t)	Goff, Det.	2	2	0
5t)	Golden, Ariz	2	0	2
5t)	*Herbert, Chi.	2	2	0
5t)	Hurts, Phi.	2	2	0
5t)	Hyder, Sea.	2	0	2
5t)	D. Jones, NY-G	2	2	0
5t)	Paradis, Car.	2	2	0
5t)	Patterson, Atl.	2	2	0
5t)	Swain, Sea.	2	2	0

WEEK 7 / THROUGH SUNDAY, OCTOBER 24, 2021**NFC / OFFENSIVE FUMBLE RECOVERIES**

Rank	Player, Team	Ret	Yards	Avg	Long	TD
1)	K. Murray, Ariz	7	0	0.0	0	0
2t)	*Fields, Chi.	3	0	0.0	0	0
2t)	Heinicke, Was.	3	0	0.0	0	0
2t)	Prescott, Dal.	3	0	0.0	0	0
5t)	Cousins, Min.	2	0	0.0	0	0
5t)	Garoppolo, S.F.	2	0	0.0	0	0
5t)	Goff, Det.	2	0	0.0	0	0
5t)	*Herbert, Chi.	2	0	0.0	0	0
5t)	Hurts, Phi.	2	0	0.0	0	0
5t)	D. Jones, NY-G	2	0	0.0	0	0
5t)	Paradis, Car.	2	0	0.0	0	0
5t)	Patterson, Atl.	2	0	0.0	0	0
5t)	Swain, Sea.	2	0	0.0	0	0
14t)	Edmonds, Ariz	1	8	8.0	8	0
14t)	White, T.B.	1	5	5.0	5	0
14t)	Bernard, T.B.	1	0	0.0	0	0
14t)	Biadasz, Dal.	1	0	0.0	0	0
14t)	Boyd, Min.	1	0	0.0	0	0
14t)	Bradberry, NY-G	1	0	0.0	0	0
14t)	Dallas, Sea.	1	0	0.0	0	0
14t)	Darnold, Car.	1	0	0.0	0	0
14t)	Dissly, Sea.	1	0	0.0	0	0
14t)	Glennon, NY-G	1	0	0.0	0	0
14t)	Hamilton, Ariz	1	0	0.0	0	0
14t)	Hekker, LA-R	1	0	0.0	0	0
14t)	Herbig, Phi.	1	0	0.0	0	0
14t)	Hernandez, NY-G	1	0	0.0	0	0
14t)	*C. Johnson, Chi.	1	0	0.0	0	0
14t)	Lee, Ariz	1	0	0.0	0	0
14t)	Mack, S.F.	1	0	0.0	0	0
14t)	Martin, Dal.	1	0	0.0	0	0
14t)	Patrick, G.B.	1	0	0.0	0	0
14t)	Ross, NY-G	1	0	0.0	0	0
14t)	Roullier, Was.	1	0	0.0	0	0
14t)	Rudolph, NY-G	1	0	0.0	0	0
14t)	Stafford, LA-R	1	0	0.0	0	0
14t)	Thielen, Min.	1	0	0.0	0	0
14t)	Thomas, Was.	1	0	0.0	0	0
14t)	Whitworth, LA-R	1	0	0.0	0	0
14t)	C. Wilson, Dal.	1	0	0.0	0	0
14t)	Wilson, Sea.	1	0	0.0	0	0
14t)	*Stoll, Phi.	1	-2	-2.0	-2	0

WEEK 7 / THROUGH SUNDAY, OCTOBER 24, 2021**NFC / DEFENSIVE FUMBLE RECOVERIES**

Rank	Player, Team	Ret	Yards	Avg	Long	TD
1t)	Golden, Ariz	2	0	0.0	0	0
1t)	Hyder, Sea.	2	0	0.0	0	0
3t)	Reddick, Car.	1	22	22.0	22	0
3t)	Chinn, Car.	1	18	18.0	18	0
3t)	Ta. Gipson, Chi.	1	13	13.0	13	0
3t)	Al-Shaair, S.F.	1	12	12.0	12	0
3t)	Lewis, Dal.	1	10	10.0	10	0
3t)	K. Mack, Chi.	1	8	8.0	8	0
3t)	*Golston, Dal.	1	6	6.0	6	0
3t)	Payne, Was.	1	6	6.0	6	0
3t)	Baker, Ariz	1	5	5.0	5	0
3t)	Peters, Ariz	1	4	4.0	4	0
3t)	Sherman, T.B.	1	4	4.0	4	0
3t)	Walker, Atl.	1	4	4.0	4	0
3t)	Campbell, G.B.	1	3	3.0	3	0
3t)	Kendricks, Min.	1	2	2.0	2	0
3t)	Oliver, Atl.	1	2	2.0	2	0
3t)	Barrett, T.B.	1	1	1.0	1	0
3t)	C. Jones, Ariz	1	1	1.0	1	0
3t)	Nichols, Chi.	1	1	1.0	1	0
3t)	Allen, Ariz	1	0	0.0	0	0
3t)	Barnes, G.B.	1	0	0.0	0	0
3t)	Carter, NY-G	1	0	0.0	0	0
3t)	Clark, G.B.	1	0	0.0	0	0
3t)	Collins, Was.	1	0	0.0	0	0
3t)	Cox, Phi.	1	0	0.0	0t	1
3t)	Curl, Was.	1	0	0.0	0	0
3t)	Dogbe, Ariz	1	0	0.0	0	0
3t)	Elliss, N.O.	1	0	0.0	0	0
3t)	Floyd, LA-R	1	0	0.0	0	0
3t)	Gregory, Dal.	1	0	0.0	0	0
3t)	Houston-Carson, Chi.	1	0	0.0	0	0
3t)	D. Johnson, S.F.	1	0	0.0	0	0
3t)	Kennard, Ariz	1	0	0.0	0	0
3t)	Lowry, G.B.	1	0	0.0	0	0
3t)	J. Lynch, Min.	1	0	0.0	0	0
3t)	*Melifonwu, Det.	1	0	0.0	0	0
3t)	Ragland, NY-G	1	0	0.0	0	0
3t)	Reed, Sea.	1	0	0.0	0	0
3t)	Reeves-Maybin, Det.	1	0	0.0	0	0
3t)	*Rhattigan, Sea.	1	0	0.0	0	0
3t)	Ryan, NY-G	1	0	0.0	0	0
3t)	Suh, T.B.	1	0	0.0	0	0
3t)	Tomlinson, Min.	1	0	0.0	0	0
3t)	Vea, T.B.	1	0	0.0	0	0
3t)	Warner, S.F.	1	0	0.0	0	0
3t)	Young, LA-R	1	0	0.0	0	0

WEEK 7 / THROUGH SUNDAY, OCTOBER 24, 2021

NFL / LEADING PASSERS

Player, Team	Att	Comp	Pct		Avg		Pct			Pct Rating	
			Comp	Yds	Gain	TD	TD	Long	Int	Int	Points
Wilson, Sea.	125	90	72.0	1196	9.57	10	8.0	69t	1	0.8	125.3
K. Murray, Ariz	223	164	73.5	2002	8.98	17	7.6	77t	5	2.2	116.8
Stafford, LA-R	241	167	69.3	2172	9.01	19	7.9	75t	4	1.7	116.7
Prescott, Dal.	216	158	73.1	1813	8.39	16	7.4	49t	4	1.9	115.0
Burrow, Cin.	212	146	68.9	1956	9.23	17	8.0	82t	8	3.8	108.9
Aa. Rodgers, G.B.	221	151	68.3	1710	7.74	15	6.8	59	3	1.4	108.2
Brady, T.B.	303	203	67.0	2275	7.51	21	6.9	62t	3	1.0	108.2
J. Winston, N.O.	116	70	60.3	892	7.69	12	10.3	72t	3	2.6	108.1
Cousins, Min.	239	166	69.5	1769	7.40	13	5.4	64t	2	0.8	105.4
Allen, Buf.	230	149	64.8	1723	7.49	15	6.5	61	3	1.3	103.6
Wentz, Ind.	219	141	64.4	1695	7.74	11	5.0	76t	1	0.5	102.8
Carr, L.V.	266	180	67.7	2269	8.53	12	4.5	61t	5	1.9	101.2
Bridgewater, Den.	231	162	70.1	1701	7.36	12	5.2	55	5	2.2	99.5
Herbert, LA-C	246	161	65.4	1771	7.20	14	5.7	72t	4	1.6	98.8
Mahomes, K.C.	277	187	67.5	2093	7.56	18	6.5	75t	9	3.2	97.9
Mayfield, Cle.	173	116	67.1	1474	8.52	6	3.5	71t	3	1.7	97.8
Jackson, Bal.	225	146	64.9	1943	8.64	10	4.4	49t	5	2.2	97.7
Ryan, Atl.	244	166	68.0	1668	6.84	12	4.9	49t	4	1.6	96.8
Tagovailoa, Mia.	118	82	69.5	835	7.08	7	5.9	36	4	3.4	95.1
*M. Jones, N.E.	247	174	70.4	1779	7.20	9	3.6	75t	6	2.4	92.8
Garoppolo, S.F.	145	94	64.8	1106	7.63	6	4.1	79t	4	2.8	90.2
Hurts, Phi.	242	148	61.2	1716	7.09	10	4.1	91	4	1.7	89.5
Tannehill, Ten.	229	149	65.1	1737	7.59	7	3.1	51	5	2.2	89.0
Heinicke, Was.	235	151	64.3	1658	7.06	10	4.3	73t	7	3.0	86.8
Roethlisberger, Pit.	235	153	65.1	1515	6.45	7	3.0	59	4	1.7	86.0
D. Jones, NY-G	241	153	63.5	1727	7.17	5	2.1	54t	4	1.7	84.8
Goff, Det.	274	181	66.1	1773	6.47	8	2.9	63t	6	2.2	84.7
Brissett, Mia.	159	104	65.4	883	5.55	4	2.5	42	2	1.3	82.9
Darnold, Car.	249	153	61.4	1684	6.76	7	2.8	57t	8	3.2	77.5
*Lawrence, Jac.	216	129	59.7	1465	6.78	7	3.2	58	8	3.7	75.5
*Mills, Hou.	171	111	64.9	1047	6.12	5	2.9	67t	7	4.1	74.4
*Z. Wilson, NY-J	181	104	57.5	1168	6.45	4	2.2	54	9	5.0	63.5
*Fields, Chi.	131	75	57.3	816	6.23	2	1.5	64	6	4.6	61.8

NFL / LEADING PASSERS, RANKS

Player, Team	Att	Comp	Pct		Avg		Pct			Pct Rating	
			Comp	Yds	Gain	TD	TD	Long	Int	Int	Points
Wilson, Sea.	31	30	3	26	1	16t	3		1t	2	1
K. Murray, Ariz	19	9	1	5	4	4t	5		19t	21	2
Stafford, LA-R	10t	6	8	3	3	2	4		10t	11t	3
Prescott, Dal.	22t	12	2	8	8	6	6		10t	15	4
Burrow, Cin.	24	21t	9	6	2	4t	2		29t	30	5
Aa. Rodgers, G.B.	20	16t	10	17	10	7t	8		5t	7	6
Brady, T.B.	1	1	15	1	15	1	7		5t	4	7
J. Winston, N.O.	33	33	30	30	11	11t	1		5t	23	8
Cousins, Min.	12	7t	7	12	17	10	13		3t	3	9
Allen, Buf.	16	18t	24	15	16	7t	9		5t	6	10
Wentz, Ind.	21	23	25	19	9	15	15		1t	1	11
Carr, L.V.	4	4	12	2	6	11t	17		19t	16	12
Bridgewater, Den.	15	10	5	18	18	11t	14		19t	17	13
Herbert, LA-C	7	11	17	11	20	9	12		10t	8	14
Mahomes, K.C.	2	2	13	4	14	3	10		32t	27	15
Mayfield, Cle.	26	25	14	24	7	27t	23		5t	14	16
Jackson, Bal.	18	21t	22	7	5	16t	18		19t	20	17
Ryan, Atl.	8	7t	11	21	25	11t	16		10t	9	18
Tagovailoa, Mia.	32	31	6	32	23	22t	11		10t	28	19
*M. Jones, N.E.	6	5	4	9	19	20	22		24t	22	20
Garoppolo, S.F.	29	29	23	28	12	27t	20		10t	24	21
Hurts, Phi.	9	20	29	16	22	16t	21		10t	10	22
Tannehill, Ten.	17	18t	20	13	13	22t	25		19t	18	23
Heinicke, Was.	13t	16t	26	22	24	16t	19		27t	25	24
Roethlisberger, Pit.	13t	13t	19	23	30	22t	26		10t	13	25
D. Jones, NY-G	10t	13t	27	14	21	29t	32		10t	11t	26
Goff, Det.	3	3	16	10	28	21	28		24t	19	27
Brissett, Mia.	28	27t	18	31	33	31t	30		3t	5	28
Darnold, Car.	5	13t	28	20	27	22t	29		29t	26	29
*Lawrence, Jac.	22t	24	31	25	26	22t	24		29t	29	30
*Mills, Hou.	27	26	21	29	32	29t	27		27t	31	31
*Z. Wilson, NY-J	25	27t	32	27	29	31t	31		32t	33	32
*Fields, Chi.	30	32	33	33	31	35t	33		24t	32	33

WEEK 7 / THROUGH SUNDAY, OCTOBER 24, 2021

NFL / FOURTH-QUARTER PASSING LEADERS

Rank	Player, Team	Att	Comp	Comp%	Yards	YPA	TD	TD%	Int	Int%	Rating
1)	Stafford, LA-R	42	32	76.2	362	8.62	5	11.9	0	0.0	141.1
2)	K. Murray, Ariz	29	25	86.2	287	9.90	2	6.9	0	0.0	130.9
3)	Mahomes, K.C.	60	39	65.0	446	7.43	7	11.7	1	1.7	119.2
4)	Wilson, Sea.	30	20	66.7	253	8.43	2	6.7	0	0.0	115.0
5)	J. Winston, N.O.	22	13	59.1	217	9.86	4	18.2	1	4.5	113.1
6)	Tagovailoa, Mia.	28	23	82.1	264	9.43	3	10.7	2	7.1	111.9
7)	Brady, T.B.	73	51	69.9	563	7.71	4	5.5	0	0.0	110.7
8)	Allen, Buf.	41	29	70.7	308	7.51	2	4.9	0	0.0	108.6
9)	Herbert, LA-C	69	43	62.3	591	8.57	5	7.2	1	1.4	107.8
10)	Wentz, Ind.	61	39	63.9	523	8.57	3	4.9	0	0.0	107.5
11)	Prescott, Dal.	44	29	65.9	314	7.14	2	4.5	0	0.0	101.9
12)	Tannehill, Ten.	55	39	70.9	371	6.75	2	3.6	0	0.0	101.4
13)	Bridgewater, Den.	67	48	71.6	535	7.99	5	7.5	3	4.5	101.3
14)	Hurts, Phi.	73	44	60.3	537	7.36	4	5.5	0	0.0	101.2
15)	Carr, L.V.	54	35	64.8	509	9.43	2	3.7	1	1.9	100.0
16)	Darnold, Car.	64	41	64.1	467	7.30	3	4.7	1	1.6	95.0
17)	*M. Jones, N.E.	63	41	65.1	438	6.95	4	6.3	2	3.2	93.2
18)	Roethlisberger, Pit.	71	50	70.4	483	6.80	2	2.8	1	1.4	92.6
19)	Brissett, Mia.	42	28	66.7	264	6.29	2	4.8	1	2.4	89.8
20)	Garoppolo, S.F.	30	20	66.7	268	8.93	2	6.7	2	6.7	89.3
21)	*Z. Wilson, NY-J	62	37	59.7	510	8.23	3	4.8	2	3.2	88.8
22)	Jackson, Bal.	50	32	64.0	424	8.48	2	4.0	2	4.0	87.4
23)	Burrow, Cin.	43	30	69.8	351	8.16	4	9.3	4	9.3	86.5
24)	Goff, Det.	112	78	69.6	751	6.71	2	1.8	3	2.7	82.8
25)	Smith, Sea.	28	19	67.9	181	6.46	1	3.6	1	3.6	82.6
26)	Cousins, Min.	75	49	65.3	558	7.44	0	0.0	1	1.3	82.0
27)	*Lance, S.F.	24	12	50.0	138	5.75	1	4.2	0	0.0	81.6
28)	Aa. Rodgers, G.B.	41	20	48.8	297	7.24	1	2.4	0	0.0	81.0
29)	Heinicke, Was.	82	52	63.4	589	7.18	4	4.9	4	4.9	80.8
30)	D. Jones, NY-G	76	44	57.9	469	6.17	1	1.3	0	0.0	80.4
31)	Ryan, Atl.	60	41	68.3	398	6.63	2	3.3	3	5.0	76.9
32)	Mayfield, Cle.	42	23	54.8	286	6.81	1	2.4	1	2.4	74.1
33)	M. White, NY-J	15	9	60.0	75	5.00	0	0.0	0	0.0	72.9
34)	Glennon, NY-G	18	10	55.6	116	6.44	1	5.6	1	5.6	70.6
35)	*Lawrence, Jac.	74	44	59.5	489	6.61	1	1.4	3	4.1	66.8
36)	*Mills, Hou.	58	35	60.3	316	5.45	1	1.7	3	5.2	59.3
37)	*Fields, Chi.	35	20	57.1	191	5.46	1	2.9	2	5.7	58.2

NFL / THIRD-DOWN PASSING LEADERS

Rank	Player, Team	Att	Comp	Comp%	Yards	YPA	TD	TD%	Int	Int%	Rating
1)	Stafford, LA-R	53	36	67.9	592	11.17	5	9.4	0	0.0	136.7
2)	K. Murray, Ariz	51	35	68.6	472	9.25	8	15.7	1	2.0	129.2
3)	Wentz, Ind.	60	40	66.7	545	9.08	7	11.7	1	1.7	127.4
4)	Aa. Rodgers, G.B.	57	36	63.2	473	8.30	6	10.5	1	1.8	117.1
5)	Carr, L.V.	61	41	67.2	733	12.02	5	8.2	3	4.9	115.0
6)	Allen, Buf.	54	28	51.9	371	6.87	8	14.8	0	0.0	113.5
7)	J. Winston, N.O.	34	20	58.8	283	8.32	6	17.6	1	2.9	113.1
8)	Prescott, Dal.	50	35	70.0	477	9.54	3	6.0	1	2.0	111.8
9)	Ryan, Atl.	67	49	73.1	488	7.28	6	9.0	2	3.0	110.8
10)	Cousins, Min.	68	48	70.6	520	7.65	3	4.4	0	0.0	107.5
11)	Burrow, Cin.	61	41	67.2	583	9.56	5	8.2	3	4.9	104.7
12)	Herbert, LA-C	64	40	62.5	547	8.55	4	6.3	1	1.6	104.1
13)	Brady, T.B.	61	36	59.0	388	6.36	7	11.5	2	3.3	102.4
14)	Hurts, Phi.	54	29	53.7	389	7.20	3	5.6	0	0.0	95.4
15)	D. Jones, NY-G	63	38	60.3	530	8.41	1	1.6	0	0.0	92.7
16)	Bridgewater, Den.	64	43	67.2	437	6.83	3	4.7	2	3.1	89.1
17)	*Mills, Hou.	49	32	65.3	323	6.59	3	6.1	2	4.1	87.4
18)	Mahomes, K.C.	55	37	67.3	447	8.13	5	9.1	5	9.1	84.4
19)	Roethlisberger, Pit.	71	43	60.6	505	7.11	4	5.6	3	4.2	83.4
20)	Goff, Det.	62	37	59.7	397	6.40	3	4.8	2	3.2	81.2
21)	Garoppolo, S.F.	36	21	58.3	299	8.31	2	5.6	2	5.6	80.7
22)	*M. Jones, N.E.	62	39	62.9	416	6.71	2	3.2	2	3.2	79.8
23)	*Z. Wilson, NY-J	44	24	54.5	298	6.77	1	2.3	1	2.3	73.9
24)	Brissett, Mia.	40	24	60.0	198	4.95	0	0.0	0	0.0	72.7
25)	Darnold, Car.	62	34	54.8	297	4.79	2	3.2	2	3.2	65.1
26)	Tannehill, Ten.	63	37	58.7	448	7.11	3	4.8	5	7.9	63.5
27)	*Lawrence, Jac.	53	23	43.4	313	5.91	1	1.9	1	1.9	61.3
28)	Mayfield, Cle.	41	21	51.2	215	5.24	1	2.4	2	4.9	54.4
29)	Jackson, Bal.	44	22	50.0	260	5.91	3	6.8	4	9.1	53.2
30)	Heinicke, Was.	52	25	48.1	275	5.29	2	3.8	3	5.8	53.0
31)	*Fields, Chi.	35	16	45.7	179	5.11	0	0.0	5	14.3	21.9

WEEK 7 / THROUGH SUNDAY, OCTOBER 24, 2021**NFL / LEADING RUSHERS**

Rank	Player, Team	Att	Yards	Avg	Long	TD
1)	Henry, Ten.	191	869	4.5	76t	10
2)	Taylor, Ind.	105	579	5.5	83	5
3)	Mixon, Cin.	123	539	4.4	27	4
4)	Chubb, Cle.	90	523	5.8	52t	4
5)	Elliott, Dal.	102	521	5.1	47	5
6)	Jackson, Bal. (QB)	76	480	6.3	31	2
7)	J. Robinson, Jac.	84	460	5.5	58	5
8)	Harris, N.E.	95	437	4.6	35	5
9)	Henderson, LA-R	96	417	4.3	29	4
10)	Fournette, T.B.	93	413	4.4	21	4
11)	Gibson, Was.	103	408	4.0	27	3
12)	Jones, G.B.	89	404	4.5	57	2
13)	Edmonds, Ariz	68	397	5.8	54	0
14)	*Harris, Pit.	102	388	3.8	20	2
15)	Kamara, N.O.	94	368	3.9	23t	1
16t)	Cook, Min.	80	366	4.6	23	2
16t)	Pollard, Dal.	61	366	6.0	28	1
18t)	Hunt, Cle.	69	361	5.2	33	5
18t)	Hurts, Phi. (QB)	66	361	5.5	27	5
20)	Ekeler, LA-C	73	356	4.9	20	4
21)	Gordon, Den.	78	350	4.5	70t	2
22)	Conner, Ariz	89	336	3.8	18t	6
23)	*J. Williams, Den.	69	320	4.6	49	1
24)	J. Williams, Det.	71	312	4.4	20	2
25)	Singleton, Buf.	60	311	5.2	46t	1
26t)	*Hubbard, Car.	84	309	3.7	26	1
26t)	Montgomery, Chi.	69	309	4.5	41	3
28)	Edwards-Helaire, K.C.	65	304	4.7	17	0
29)	Sanders, Phi.	63	300	4.8	24	0
30)	*Mitchell, S.F.	63	296	4.7	38t	2

NFL / THIRD-AND-ONE RUSHING LEADERS

Rank	Player, Team	Att	FD	Pct
1t)	J. Williams, Det.	6	6	100.0
1t)	Carson, Sea.	4	4	100.0
1t)	Harris, N.E.	4	4	100.0
1t)	Penny, NY-G	4	4	100.0
1t)	Brissett, Mia.	3	3	100.0
1t)	Burton, K.C.	3	3	100.0
1t)	Garoppolo, S.F.	3	3	100.0
1t)	*M. Jones, N.E.	3	3	100.0
1t)	R. Jones, T.B.	3	3	100.0
1t)	Coleman, NY-J	2	2	100.0
1t)	Dillon, G.B.	2	2	100.0
1t)	*Gainwell, Phi.	2	2	100.0
1t)	Ham, Min.	2	2	100.0
1t)	*Harris, Pit.	2	2	100.0
1t)	Herbert, LA-C	2	2	100.0
1t)	Hunt, Cle.	2	2	100.0
1t)	Jackson, Bal.	2	2	100.0
1t)	Jones, G.B.	2	2	100.0
1t)	Keenum, Cle.	2	2	100.0
1t)	Mattison, Min.	2	2	100.0
1t)	McKissic, Was.	2	2	100.0
1t)	*Mills, Hou.	2	2	100.0
1t)	Stanton, Cle.	2	2	100.0
1t)	Darre. Williams, K.C.	2	2	100.0
1t)	Wilson, Sea.	2	2	100.0
26t)	Fournette, T.B.	7	6	85.7
26t)	Gibson, Was.	7	6	85.7
26t)	Henry, Ten.	7	6	85.7
29)	Taylor, Ind.	6	5	83.3
30t)	Carr, L.V.	4	3	75.0
30t)	Darnold, Car.	4	3	75.0
30t)	Hurts, Phi.	4	3	75.0
30t)	D. Jones, NY-G	4	3	75.0
30t)	Tannehill, Ten.	4	3	75.0
30t)	J. Winston, N.O.	4	3	75.0
36)	Conner, Ariz	7	5	71.4
37t)	Allen, Buf.	3	2	66.7
37t)	*Lance, S.F.	3	2	66.7
37t)	Montgomery, Chi.	3	2	66.7
37t)	Pollard, Dal.	3	2	66.7
41)	Elliott, Dal.	5	3	60.0
42)	Ingram, Hou.	7	4	57.1
43t)	Mixon, Cin.	6	3	50.0
43t)	Sanders, Phi.	4	2	50.0
45)	Michel, LA-R	5	2	40.0

WEEK 7 / THROUGH SUNDAY, OCTOBER 24, 2021**NFL / LEADERS IN RECEPTIONS**

Rank	Player, Team	Rec	Yards	Avg	Long	TD
1)	Kupp, LA-R	56	809	14.4	59	9
2t)	D. Adams, G.B.	52	744	14.3	59	3
2t)	Hill, K.C.	52	641	12.3	75t	5
4)	D.J. Moore, Car.	46	586	12.7	39	3
5t)	Kelce, K.C. (TE)	45	533	11.8	46t	4
5t)	Cooks, Hou.	45	502	11.2	52	1
7)	*Waddle, Mia.	44	384	8.7	36	3
8t)	Godwin, T.B.	42	520	12.4	34	3
8t)	Swift, Det. (RB)	42	391	9.3	63t	2
10t)	Jefferson, Min.	41	542	13.2	37	3
10t)	Meyers, N.E.	41	390	9.5	27	0
12)	McLaurin, Was.	40	550	13.8	40t	4
13)	Allen, LA-C	39	419	10.7	42	1
14t)	Samuel, S.F.	38	648	17.1	79t	4
14t)	Sutton, Den.	38	539	14.2	55	2
14t)	Renfrow, L.V.	38	399	10.5	27	2
14t)	Hockenson, Det. (TE)	38	359	9.4	33	2
18t)	Brown, Bal.	37	566	15.3	49t	6
18t)	Andrews, Bal. (TE)	37	516	13.9	41	3
18t)	Evans, T.B.	37	496	13.4	46	7
18t)	Diggs, Buf.	37	463	12.5	61	2
18t)	Gesicki, Mia. (TE)	37	427	11.5	32	2
18t)	Thielen, Min.	37	393	10.6	35	5
24t)	*Chase, Cin.	35	754	21.5	82t	6
24t)	Pittman, Ind.	35	508	14.5	57	2
24t)	Woods, LA-R	35	423	12.1	25	3
24t)	Fant, Den. (TE)	35	312	8.9	26	3
28t)	D. Johnson, Pit.	34	376	11.1	50t	3
28t)	*Harris, Pit. (RB)	34	244	7.2	25t	2
30t)	Williams, LA-C	33	498	15.1	72t	6
30t)	Lamb, Dal.	33	497	15.1	49t	4
30t)	Hopkins, Ariz	33	420	12.7	38	7
30t)	Waller, L.V. (TE)	33	378	11.5	33	2
30t)	Beasley, Buf.	33	303	9.2	29t	1

NFL / RECEIVING YARDAGE LEADERS

Rank	Player, Team	Yards	Rec	Avg	Long	TD
1)	Kupp, LA-R	809	56	14.4	59	9
2)	*Chase, Cin.	754	35	21.5	82t	6
3)	D. Adams, G.B.	744	52	14.3	59	3
4)	Samuel, S.F.	648	38	17.1	79t	4
5)	Hill, K.C.	641	52	12.3	75t	5
6)	D.J. Moore, Car.	586	46	12.7	39	3
7)	Brown, Bal.	566	37	15.3	49t	6
8)	McLaurin, Was.	550	40	13.8	40t	4
9)	Jefferson, Min.	542	41	13.2	37	3
10)	Sutton, Den.	539	38	14.2	55	2
11)	Kelce, K.C. (TE)	533	45	11.8	46t	4
12)	Godwin, T.B.	520	42	12.4	34	3
13)	Andrews, Bal. (TE)	516	37	13.9	41	3
14)	Pittman, Ind.	508	35	14.5	57	2
15)	Cooks, Hou.	502	45	11.2	52	1
16)	Williams, LA-C	498	33	15.1	72t	6
17)	Lamb, Dal.	497	33	15.1	49t	4
18)	Evans, T.B.	496	37	13.4	46	7
19)	*Pitts, Atl. (TE)	471	31	15.2	39	1
20)	Ruggs III, L.V.	469	24	19.5	61t	2
21)	Diggs, Buf.	463	37	12.5	61	2
22)	Metcalf, Sea.	441	31	14.2	30	5
23)	Gesicki, Mia. (TE)	427	37	11.5	32	2
24)	Lockett, Sea.	425	27	15.7	69t	3
25)	Woods, LA-R	423	35	12.1	25	3
26)	Hopkins, Ariz	420	33	12.7	38	7
27)	Allen, LA-C	419	39	10.7	42	1
28)	Brown, T.B.	418	29	14.4	62t	4
29)	Sanders, Buf.	413	24	17.2	41	4
30)	Kirk, Ariz	408	30	13.6	35	4

WEEK 7 / THROUGH SUNDAY, OCTOBER 24, 2021**NFL / THIRD-DOWN RECEIVING LEADERS**

Rank	Player, Team	Rec	Yards	Avg	Long	TD
1t)	Jefferson, Min.	15	236	15.7	37	1
1t)	Cooks, Hou.	15	230	15.3	52	1
1t)	Renfrow, L.V.	15	161	10.7	25	2
4t)	Pittman, Ind.	14	227	16.2	57	1
4t)	Hill, K.C.	14	169	12.1	44t	2
4t)	Fant, Den. (TE)	14	100	7.1	12	1
7)	*Waddle, Mia.	13	121	9.3	17	0
8t)	*Chase, Cin.	12	259	21.6	82t	1
8t)	D. Adams, G.B.	12	179	14.9	50	0
8t)	Allen, LA-C	12	167	13.9	42	0
8t)	Ridley, Atl.	12	128	10.7	22	1
8t)	Gesicki, Mia. (TE)	12	118	9.8	20	0
13t)	Diggs, Buf.	11	161	14.6	61	1
13t)	Meyers, N.E.	11	145	13.2	27	0
13t)	Woods, LA-R	11	131	11.9	22	1
13t)	Osborn, Min.	11	104	9.5	25	0
17t)	Samuel, S.F.	10	172	17.2	79t	1
17t)	Kupp, LA-R	10	155	15.5	59	1
17t)	*Pitts, Atl. (TE)	10	129	12.9	24	0
17t)	D.J. Moore, Car.	10	121	12.1	29	1
17t)	Boyd, Cin.	10	108	10.8	22	1
17t)	Thielen, Min.	10	93	9.3	19	2
17t)	Bernard, T.B. (RB)	10	46	4.6	10t	1
24t)	Schultz, Dal. (TE)	9	119	13.2	30	1
24t)	Kelce, K.C. (TE)	9	100	11.1	23	1
24t)	Bolden, N.E. (RB)	9	75	8.3	20	1

WEEK 7 / THROUGH SUNDAY, OCTOBER 24, 2021**NFL / LEADING SCORERS, NONKICKERS**

Rank	Player, Team	TD	Rush	Rec	Ret	X2	Pts
1)	Henry, Ten. (RB)	10	10	0	0	1	62
2)	Kupp, LA-R (WR)	9	0	9	0	0	54
3)	Ekeler, LA-C (RB)	7	4	3	0	1	44
4t)	Evans, T.B. (WR)	7	0	7	0	0	42
4t)	Hopkins, Ariz (WR)	7	0	7	0	0	42
6)	Williams, LA-C (WR)	6	0	6	0	1	38
7t)	Brown, Bal. (WR)	6	0	6	0	0	36
7t)	*Chase, Cin. (WR)	6	0	6	0	0	36
7t)	Conner, Ariz (RB)	6	6	0	0	0	36
7t)	Elliott, Dal. (RB)	6	5	1	0	0	36
7t)	Jones, G.B. (RB)	6	2	4	0	0	36
7t)	Patterson, Atl. (RB)	6	2	4	0	0	36
7t)	Taylor, Ind. (RB)	6	5	1	0	0	36
14)	Hunt, Cle. (RB)	5	5	0	0	1	32
15t)	Darnold, Car. (QB)	5	5	0	0	0	30
15t)	Harris, N.E. (RB)	5	5	0	0	0	30
15t)	Henderson, LA-R (RB)	5	4	1	0	0	30
15t)	Hill, K.C. (WR)	5	0	5	0	0	30
15t)	Hurts, Phi. (QB)	5	5	0	0	0	30
15t)	Jacobs, L.V. (RB)	5	5	0	0	0	30
15t)	Knox, Buf. (TE)	5	0	5	0	0	30
15t)	Metcalf, Sea. (WR)	5	0	5	0	0	30
15t)	Mixon, Cin. (RB)	5	4	1	0	0	30
15t)	J. Robinson, Jac. (RB)	5	5	0	0	0	30
15t)	Samuel, S.F. (WR)	5	1	4	0	0	30
15t)	Swift, Det. (RB)	5	3	2	0	0	30
15t)	Thielen, Min. (WR)	5	0	5	0	0	30
15t)	Uzomah, Cin. (TE)	5	0	5	0	0	30

WEEK 7 / THROUGH SUNDAY, OCTOBER 24, 2021**NFL / LEADING SCORERS, KICKERS**

Rank	Player, Team	PAT	FG	Pct	Long	Pts
1t)	Bass, Buf.	21/21	14/15	.933	52	63
1t)	Folk, N.E.	15/18	16/17	.941	52	63
1t)	Prater, Ariz	27/27	12/15	.800	62	63
4)	Gay, LA-R	22/23	13/14	.929	53	61
5)	Carlson, L.V.	16/18	14/16	.875	55	58
6)	Tucker, Bal.	15/15	14/15	.933	66	57
7)	Bullock, Ten.	17/18	13/15	.867	51	56
8)	Zuerlein, Dal.	19/21	12/15	.800	56	55
9)	Crosby, G.B.	18/19	12/16	.750	54	54
10t)	Gano, NY-G	8/ 8	15/17	.882	55	53
10t)	Succop, T.B.	29/30	8/11	.727	48	53
12)	Joseph, Min.	12/13	13/17	.765	55	51
13)	McManus, Den.	14/14	12/12	1.000	47	50
14)	*McPherson, Cin.	22/22	9/12	.750	53	49
15)	McLaughlin, Cle.	17/17	10/11	.909	57	47
16)	Hopkins, Was.	10/12	12/14	.857	50	46
17)	Boswell, Pit.	12/12	11/12	.917	56	45
18)	Butker, K.C.	23/23	7/ 8	.875	54	44
19)	Koo, Atl.	13/13	10/10	1.000	52	43
20)	Blankenship, Ind.	7/ 8	11/14	.786	48	40
21)	Gonzalez, Det.-Car.	12/13	9/11	.818	50	39
22t)	Elliott, Phi.	14/14	7/ 9	.778	58	35
22t)	Sanders, Mia.	14/14	7/10	.700	50	35
22t)	Santos, Chi.	11/11	8/ 8	1.000	47	35
22t)	Seibert, Det.	5/ 5	10/11	.909	52	35
26)	Myers, Sea.	17/18	5/ 7	.714	53	32
27)	Slye, Hou.-S.F.	8/10	7/ 8	.875	56	29
28)	Vizcaino, LA-C	10/15	6/ 7	.857	46	28
29)	*Ammendola, NY-J	4/ 5	6/ 8	.750	49	22
30)	Gould, S.F.	11/11	3/ 4	.750	52	20
31)	Rosas, N.O.	13/13	1/ 4	.250	44	16
32)	Wright, Jac.	6/ 7	3/ 4	.750	54	15
33t)	Badgley, Ten.-Ind.	8/ 9	2/ 3	.667	42	14
33t)	Santoso, Car.-Ten.-Det.	5/ 6	3/ 3	1.000	35	14
35)	Fairbairn, Hou.	1/ 3	3/ 4	.750	53	10
36)	Lambo, Jac.	5/ 7	0/ 3	.000	--	5
37)	Blewitt, Was.	1/ 1	1/ 2	.500	45	4
38)	Parkey, N.O.	3/ 5	0/ 0	---	--	3
39)	Wishnowsky, S.F.	1/ 2	0/ 1	.000	--	1
40)	Pinion, T.B.	0/ 0	0/ 1	.000	--	0

NFL / TOUCHBACKS ON KICKOFFS

Rank	Player, Team	TB
1)	Prater, Ariz	39
2)	Pinion, T.B.	37
3)	Zuerlein, Dal.	35
4)	Joseph, Min.	27
5)	Butker, K.C.	26
6t)	Gay, LA-R	25
6t)	McManus, Den.	25
6t)	*McPherson, Cin.	25
9)	Tucker, Bal.	24
10)	Bullock, Ten.	23
11t)	Bass, Buf.	22
11t)	Carlson, L.V.	22
11t)	Hopkins, Was.	22
14)	Elliott, Phi.	21
15t)	Bailey, N.E.	20
15t)	Slye, Hou.-S.F.	20
17)	Sanders, Mia.	18
18t)	Gano, NY-G	17
18t)	Gonzalez, Det.-Car.	17
20t)	Crosby, G.B.	16
20t)	McLaughlin, Cle.	16
20t)	Rosas, N.O.	16
20t)	Sanchez, Ind.	16
24)	Santos, Chi.	15
25)	Boswell, Pit.	14
26)	Vizcaino, LA-C	13
27)	*Ammendola, NY-J	12
28)	Santoso, Car.-Ten.-Det.	11
29)	Cooke, Jac.	9
30t)	Koo, Atl.	8
30t)	Myers, Sea.	8
32t)	Lambo, Jac.	7
32t)	Wishnowsky, S.F.	7
34)	Nizialek, Atl.	6

WEEK 7 / THROUGH SUNDAY, OCTOBER 24, 2021

NFL / MOST YARDS FROM SCRIMMAGE

Rank	Player, Team	Total			Rushing			Receiving		
		Yards	Att+Rec	Avg	Yards	Att	Avg	Yards	Rec	Avg
1)	Henry, Ten. (RB)	1023	209	4.9	869	191	4.5	154	18	8.6
2)	Kupp, LA-R (WR)	804	57	14.1	-5	1	-5.0	809	56	14.4
3)	Taylor, Ind. (RB)	792	123	6.4	579	105	5.5	213	18	11.8
4)	*Chase, Cin. (WR)	752	36	20.9	-2	1	-2.0	754	35	21.5
5)	D. Adams, G.B. (WR)	744	52	14.3	0	0	---	744	52	14.3
6)	Hill, K.C. (WR)	704	57	12.4	63	5	12.6	641	52	12.3
7)	Samuel, S.F. (WR)	670	44	15.2	22	6	3.7	648	38	17.1
8)	Swift, Det. (RB)	653	120	5.4	262	78	3.4	391	42	9.3
9)	Fournette, T.B. (RB)	635	120	5.3	413	93	4.4	222	27	8.2
10)	*Harris, Pit. (RB)	632	136	4.6	388	102	3.8	244	34	7.2
11)	Mixon, Cin. (RB)	629	136	4.6	539	123	4.4	90	13	6.9
12)	Elliott, Dal. (RB)	626	118	5.3	521	102	5.1	105	16	6.6
13)	D.J. Moore, Car. (WR)	607	51	11.9	21	5	4.2	586	46	12.7
14)	Ekeler, LA-C (RB)	598	100	6.0	356	73	4.9	242	27	9.0
15)	Jones, G.B. (RB)	590	115	5.1	404	89	4.5	186	26	7.2
16)	J. Robinson, Jac. (RB)	576	101	5.7	460	84	5.5	116	17	6.8
17)	Brown, Bal. (WR)	571	38	15.0	5	1	5.0	566	37	15.3
18)	Edmonds, Ariz (RB)	569	95	6.0	397	68	5.8	172	27	6.4
19)	Chubb, Cle. (RB)	558	95	5.9	523	90	5.8	35	5	7.0
20)	Henderson, LA-R (RB)	555	111	5.0	417	96	4.3	138	15	9.2
21)	McLaurin, Was. (WR)	550	40	13.8	0	0	---	550	40	13.8
22)	Jefferson, Min. (WR)	542	41	13.2	0	0	---	542	41	13.2
23)	Sutton, Den. (WR)	539	38	14.2	0	0	---	539	38	14.2
24)	Kelce, K.C. (TE)	533	45	11.8	0	0	---	533	45	11.8
25)	Gibson, Was. (RB)	532	117	4.5	408	103	4.0	124	14	8.9
26)	Patterson, Atl. (RB)	529	82	6.5	233	55	4.2	296	27	11.0
27t)	Godwin, T.B. (WR)	522	43	12.1	2	1	2.0	520	42	12.4
27t)	Hunt, Cle. (RB)	522	89	5.9	361	69	5.2	161	20	8.1
29t)	Andrews, Bal. (TE)	516	37	13.9	0	0	---	516	37	13.9
29t)	Pittman, Ind. (WR)	516	37	13.9	8	2	4.0	508	35	14.5

NFL / LEADERS IN FIRST DOWNS

Rank	Player, Team	Rush	Rec	Tot
1)	Henry, Ten. (RB)	45	7	52
2)	Taylor, Ind. (RB)	37	7	44
3)	Fournette, T.B. (RB)	24	14	38
4t)	Hill, K.C. (WR)	3	34	37
4t)	Kupp, LA-R (WR)	0	37	37
6t)	D. Adams, G.B. (WR)	0	35	35
6t)	Elliott, Dal. (RB)	29	6	35
8)	D.J. Moore, Car. (WR)	2	32	34
9)	Kelce, K.C. (TE)	0	33	33
10)	Ekeler, LA-C (RB)	19	13	32
11t)	Godwin, T.B. (WR)	1	30	31
11t)	*Harris, Pit. (RB)	19	12	31
11t)	Jones, G.B. (RB)	18	13	31
14t)	Gibson, Was. (RB)	26	4	30
14t)	Hunt, Cle. (RB)	21	9	30
14t)	Swift, Det. (RB)	14	16	30
14t)	J. Williams, Det. (RB)	24	6	30
18t)	Henderson, LA-R (RB)	23	6	29
18t)	Jackson, Bal. (QB)	29	0	29
18t)	J. Robinson, Jac. (RB)	24	5	29
21)	Mixon, Cin. (RB)	24	4	28
22t)	Andrews, Bal. (TE)	0	27	27
22t)	Evans, T.B. (WR)	0	27	27
24t)	Chubb, Cle. (RB)	24	2	26
24t)	Cook, Min. (RB)	23	3	26
24t)	Harris, N.E. (RB)	25	1	26
24t)	Jefferson, Min. (WR)	0	26	26
24t)	Lamb, Dal. (WR)	2	24	26
24t)	McLaurin, Was. (WR)	0	26	26
24t)	Patterson, Atl. (RB)	12	14	26
24t)	Sutton, Den. (WR)	0	26	26
24t)	Woods, LA-R (WR)	0	26	26

WEEK 7 / THROUGH SUNDAY, OCTOBER 24, 2021

NFL / LEADING PUNTERS

Rank	Player, Team	No	Yards	Lg	Avg	TB	Blk	Dwn	OB	Opp Ret	In Yds	Net 20	Net Avg
1)	Cole, L.V.	29	1524	71	52.6	3	0	2	3	14	179	13	44.3
2)	Fox, Det.	25	1271	67	50.8	2	0	6	1	10	96	10	45.4
3)	Lee, Ariz	24	1211	60	50.5	3	0	3	1	14	121	5	42.9
4)	Gillikin, N.O.	21	1046	60	49.8	1	0	3	4	10	107	7	43.8
5)	Way, Was.	21	1043	66	49.7	1	0	1	2	13	128	6	42.6
6)	Berry, Min.	28	1356	63	48.4	0	1	2	3	17	116	7	42.8
7)	Long, LA-C	19	908	69	47.8	1	0	3	1	12	112	7	40.8
8)	Morstead, NY-J	19	907	59	47.7	0	0	1	1	9	109	6	42.0
9)	Bailey, N.E.	22	1043	68	47.4	3	2	2	2	8	71	10	38.0
10)	Bojorquez, G.B.	21	992	82	47.2	1	0	3	5	8	73	7	42.8
11)	Cooke, Jac.	26	1228	64	47.2	0	0	4	4	9	82	9	44.1
12)	Dickson, Sea.	33	1554	68	47.1	6	0	6	2	15	110	14	40.1
13t)	Huber, Cin.	29	1363	61	47.0	4	0	4	4	9	97	11	40.9
13t)	O'Donnell, Chi.	28	1316	63	47.0	2	0	1	2	15	215	9	37.9
15)	Wishnowsky, S.F.	23	1067	65	46.4	2	0	6	3	7	47	13	42.6
16)	Sanchez, Ind.	27	1249	79	46.3	1	0	2	4	14	96	10	42.0
17)	Koch, Bal.	28	1294	57	46.2	2	0	2	3	13	106	10	41.0
18)	Dixon, NY-G	26	1200	63	46.2	3	0	4	2	12	124	6	39.1
19)	Siposs, Phi.	28	1290	68	46.1	2	0	5	3	12	112	8	40.6
20)	Johnston, Hou.	36	1648	69	45.8	2	0	6	4	16	112	15	41.6
21)	Martin, Den.	31	1413	68	45.6	2	0	6	3	9	86	15	41.5
22)	Nizialek, Atl.	18	817	62	45.4	2	0	3	3	7	61	6	39.8
23)	*Harvin, Pit.	25	1122	63	44.9	1	0	3	5	11	82	11	40.8
24)	Haack, Buf.	16	715	60	44.7	3	1	2	3	5	12	5	37.8
25)	Gillan, Cle.	20	888	65	44.4	1	0	0	2	11	58	7	40.5
26)	Palardy, Mia.	29	1262	61	43.5	3	0	5	1	11	78	11	38.8
27)	Pinion, T.B.	24	1030	65	42.9	2	0	3	2	10	64	10	38.6
28)	Hekker, LA-R	18	748	54	41.6	0	0	1	6	3	20	13	40.4
29)	Charlton, Car.	21	821	54	39.1	0	1	2	2	3	33	8	35.8

NFL / LEADING PUNTERS, NET AVERAGE

Rank	Player, Team	No	Yards	Lg	Avg	TB	Blk	Dwn	OB	Opp Ret	In Yds	Net 20	Net Avg
1)	Fox, Det.	25	1271	67	50.8	2	0	6	1	10	96	10	45.4
2)	Cole, L.V.	29	1524	71	52.6	3	0	2	3	14	179	13	44.3
3)	Cooke, Jac.	26	1228	64	47.2	0	0	4	4	9	82	9	44.1
4)	Gillikin, N.O.	21	1046	60	49.8	1	0	3	4	10	107	7	43.8
5)	Lee, Ariz	24	1211	60	50.5	3	0	3	1	14	121	5	42.9
6)	Bojorquez, G.B.	21	992	82	47.2	1	0	3	5	8	73	7	42.8
7)	Berry, Min.	28	1356	63	48.4	0	1	2	3	17	116	7	42.8
8)	Way, Was.	21	1043	66	49.7	1	0	1	2	13	128	6	42.6
9)	Wishnowsky, S.F.	23	1067	65	46.4	2	0	6	3	7	47	13	42.6
10)	Morstead, NY-J	19	907	59	47.7	0	0	1	1	9	109	6	42.0
11)	Sanchez, Ind.	27	1249	79	46.3	1	0	2	4	14	96	10	42.0
12)	Johnston, Hou.	36	1648	69	45.8	2	0	6	4	16	112	15	41.6
13)	Martin, Den.	31	1413	68	45.6	2	0	6	3	9	86	15	41.5
14)	Koch, Bal.	28	1294	57	46.2	2	0	2	3	13	106	10	41.0
15)	Huber, Cin.	29	1363	61	47.0	4	0	4	4	9	97	11	40.9
16)	Long, LA-C	19	908	69	47.8	1	0	3	1	12	112	7	40.8
17)	*Harvin, Pit.	25	1122	63	44.9	1	0	3	5	11	82	11	40.8
18)	Siposs, Phi.	28	1290	68	46.1	2	0	5	3	12	112	8	40.6
19)	Gillan, Cle.	20	888	65	44.4	1	0	0	2	11	58	7	40.5
20)	Hekker, LA-R	18	748	54	41.6	0	0	1	6	3	20	13	40.4
21)	Dickson, Sea.	33	1554	68	47.1	6	0	6	2	15	110	14	40.1
22)	Nizialek, Atl.	18	817	62	45.4	2	0	3	3	7	61	6	39.8
23)	Dixon, NY-G	26	1200	63	46.2	3	0	4	2	12	124	6	39.1
24)	Palardy, Mia.	29	1262	61	43.5	3	0	5	1	11	78	11	38.8
25)	Pinion, T.B.	24	1030	65	42.9	2	0	3	2	10	64	10	38.6
26)	Bailey, N.E.	22	1043	68	47.4	3	2	2	2	8	71	10	38.0
27)	O'Donnell, Chi.	28	1316	63	47.0	2	0	1	2	15	215	9	37.9
28)	Haack, Buf.	16	715	60	44.7	3	1	2	3	5	12	5	37.8
29)	Charlton, Car.	21	821	54	39.1	0	1	2	2	3	33	8	35.8

WEEK 7 / THROUGH SUNDAY, OCTOBER 24, 2021**NFL / PUNT RETURN LEADERS**

Rank	Player, Team	Ret	FC	Yards	Avg	Long	TD
1)	Duvernay, Bal.	16	8	270	16.9	42	0
2)	Rogers, Ten.	10	9	120	12.0	22	0
3)	Olszewski, N.E.	12	3	133	11.1	23	0
4)	D. Spencer, Den.	12	7	124	10.3	25	0
5)	*Moore, Ariz	12	5	117	9.8	27	0
6)	*Felton, Cle.	22	1	213	9.7	24	0
7)	Raymond, Det.	10	5	89	8.9	22	0
8)	Grant, Mia.-Chi.	14	1	121	8.6	21	0
9)	McCloud, Pit.	10	7	83	8.3	15	0
10)	Erickson, Car.	16	10	130	8.1	22	0
11)	Renfrow, L.V.	12	11	96	8.0	17	0
12)	McKenzie, Buf.	13	4	97	7.5	20	0
13)	Aiyuk, S.F.	12	0	89	7.4	14	0
14)	D. Phillips, Cin.	15	7	108	7.2	16	0
15)	Peppers, NY-G	9	3	58	6.4	19	0
16)	*A. Williams, Atl.	9	1	52	5.8	15	0
17)	Hines, Ind.	9	5	49	5.4	13	0
18)	Reagor, Phi.	12	9	58	4.8	22	0
19)	Westbrook, Min.	12	11	52	4.3	15	0
20)	Roberts, Hou.-LA-C	8	2	33	4.1	11	0

NFL / KICKOFF RETURN LEADERS

Rank	Player, Team	Ret	Yards	Avg	Long	TD
1)	Agnew, Jac.	11	305	27.7	102t	1
2)	McKenzie, Buf.	9	244	27.1	75	0
3)	Harris, N.O.	9	239	26.6	39	0
4)	*Herbert, Chi.	9	234	26.0	50	0
5)	Carter, Was.	21	538	25.6	101t	1
6)	Duvernay, Bal.	9	226	25.1	47	0
7)	Board, NY-G	11	273	24.8	38	0
8)	McCloud, Pit.	13	321	24.7	40	0
9)	Pringle, K.C.	14	344	24.6	33	0
10)	Patterson, Atl.	10	242	24.2	32	0
11t)	Berrios, NY-J	9	215	23.9	38	0
11t)	*Schwartz, Cle.	9	215	23.9	35	0
13)	B. Wilson, Cin.	10	238	23.8	44	0
14)	Dallas, Sea.	12	267	22.3	38	0
15)	Roberts, Hou.-LA-C	18	386	21.4	38	0
16)	Cannon, Bal.-S.F.	10	209	20.9	68	0
17)	*Hill, G.B.	9	186	20.7	41	0
18)	Abdullah, Min.-Car.	10	201	20.1	45	0
19)	D. Spencer, Den.	11	198	18.0	23	0

WEEK 7 / THROUGH SUNDAY, OCTOBER 24, 2021**NFL / LEADERS IN INTERCEPTIONS**

Rank	Player, Team	Int	Yards	Avg	Long	TD
1)	Diggs, Dal.	7	142	20.3	59t	2
2)	L. Wilson, Cin.	4	31	7.8	18	0
3t)	L. Johnson, Hou.	3	47	15.7	32	0
3t)	Hyde, Buf.	3	37	12.3	26t	1
3t)	Murphy, Ariz	3	36	12.0	29t	1
3t)	Byard, Ten.	3	28	9.3	16	0
3t)	Bradberry, NY-G	3	19	6.3	14	0
3t)	Oruwariye, Det.	3	18	6.0	18	0
3t)	J. Jackson, N.E.	3	1	0.3	1	0
10t)	M. Williams, N.O.	2	56	28.0	53	0
10t)	Mathieu, K.C.	2	50	25.0	34t	1
10t)	Edwards, T.B.	2	46	23.0	31t	2
10t)	P. Williams, N.O.	2	46	23.0	46	0
10t)	A. Brown, Dal.	2	45	22.5	45t	1
10t)	Ju. Reid, Hou.	2	45	22.5	24	0
10t)	Dugger, N.E.	2	43	21.5	29	0
10t)	Poyer, Buf.	2	43	21.5	26	0
10t)	*Adebo, N.O.	2	33	16.5	33	0
10t)	Rapp, LA-R	2	31	15.5	18	0
10t)	*Samuel Jr., LA-C	2	26	13.0	26	0
10t)	Ramsey, LA-R	2	25	12.5	25	0
10t)	Slay, Phi.	2	25	12.5	19	0
10t)	X. McKinney, NY-G	2	23	11.5	23	0
10t)	White, LA-C	2	22	11.0	22	0
10t)	Campbell, G.B.	2	15	7.5	13	0
10t)	Jay. Hawkins, Atl.	2	11	5.5	11	0
10t)	Leonard, Ind.	2	8	4.0	4	0
10t)	Dean, T.B.	2	6	3.0	6	0
10t)	Diggs, Sea.	2	5	2.5	5	0
10t)	Scott, LA-R	2	3	1.5	3	0
10t)	Reeder, LA-R	2	2	1.0	2	0
10t)	Howard, Mia.	2	1	0.5	1	0
10t)	Averett, Bal.	2	0	0.0	0	0
10t)	Willis, Ind.	2	0	0.0	0	0

NFL / LEADERS IN SACKS

Rank	Player, Team	Sacks
1)	Garrett, Cle. (DE)	9.5
2)	Landry, Ten. (LB)	7.5
3)	T. Watt, Pit. (LB)	7.0
4t)	Hendrickson, Cin. (DE)	6.5
4t)	Judon, N.E. (LB)	6.5
4t)	Reddick, Car. (LB)	6.5
7t)	Golden, Ariz (LB)	6.0
7t)	Greenard, Hou. (DE)	6.0
7t)	Hargrave, Phi. (DT)	6.0
7t)	Hunter, Min. (DE)	6.0
7t)	K. Mack, Chi. (LB)	6.0
12t)	Barrett, T.B. (LB)	5.5
12t)	*Ojulari, NY-G (LB)	5.5
12t)	Quinn, Chi. (LB)	5.5
15t)	J. Allen, Was. (DT)	5.0
15t)	Bosa, S.F. (DE)	5.0
15t)	Crosby, L.V. (DE)	5.0
15t)	C. Jones, Ariz (LB)	5.0
19t)	Floyd, LA-R (LB)	4.5
19t)	Miller, Den. (LB)	4.5
19t)	L. Williams, NY-G (DE)	4.5
22t)	Burns, Car. (DE)	4.0
22t)	Gregory, Dal. (DE)	4.0
22t)	Griffen, Min. (DE)	4.0
22t)	C. Harris, Det. (LB)	4.0
22t)	Hubbard, Cin. (DE)	4.0
22t)	Ngakoue, L.V. (DE)	4.0
22t)	Sweat, Was. (DE)	4.0
22t)	Taylor, Sea. (DE)	4.0
30t)	Autry, Ten. (DE)	3.5
30t)	Bosa, LA-C (DE)	3.5
30t)	Clowney, Cle. (DE)	3.5
30t)	Donald, LA-R (DE)	3.5
30t)	Gary, G.B. (LB)	3.5
30t)	Quinn. Williams, NY-J (DT)	3.5

WEEK 7 / THROUGH SUNDAY, OCTOBER 24, 2021**NFL / FUMBLE RECOVERIES**

Rank	Player, Team	TotRec	OffRec	DefRec
1)	K. Murray, Ariz	7	7	0
2)	Carr, L.V.	4	4	0
3t)	Dulin, Ind.	3	1	2
3t)	*Fields, Chi.	3	3	0
3t)	Heinicke, Was.	3	3	0
3t)	Leonard, Ind.	3	1	2
3t)	Prescott, Dal.	3	3	0
8t)	Allen, Buf.	2	2	0
8t)	Brissett, Mia.	2	2	0
8t)	Cousins, Min.	2	2	0
8t)	Davis, LA-C	2	0	2
8t)	Duvernay, Bal.	2	2	0
8t)	Garoppolo, S.F.	2	2	0
8t)	Goff, Det.	2	2	0
8t)	Golden, Ariz	2	0	2
8t)	*Herbert, Chi.	2	2	0
8t)	Hurts, Phi.	2	2	0
8t)	Hyder, Sea.	2	0	2
8t)	Jackson, Bal.	2	2	0
8t)	D. Jones, NY-G	2	2	0
8t)	Mahomes, K.C.	2	2	0
8t)	Milano, Buf.	2	0	2
8t)	*Mills, Hou.	2	2	0
8t)	Paradis, Car.	2	2	0
8t)	Patterson, Atl.	2	2	0
8t)	*Paye, Ind.	2	0	2
8t)	Perryman, L.V.	2	0	2
8t)	Sieler, Mia.	2	0	2
8t)	Simpson, L.V.	2	2	0
8t)	Swain, Sea.	2	2	0
8t)	*Z. Wilson, NY-J	2	2	0

WEEK 7 / THROUGH SUNDAY, OCTOBER 24, 2021**NFL / OFFENSIVE FUMBLE RECOVERIES**

Rank	Player, Team	Ret	Yards	Avg	Long	TD
1)	K. Murray, Ariz	7	0	0.0	0	0
2)	Carr, L.V.	4	0	0.0	0	0
3t)	*Fields, Chi.	3	0	0.0	0	0
3t)	Heinicke, Was.	3	0	0.0	0	0
3t)	Prescott, Dal.	3	0	0.0	0	0
6t)	Duvernay, Bal.	2	2	1.0	2t	1
6t)	Allen, Buf.	2	0	0.0	0	0
6t)	Brissett, Mia.	2	0	0.0	0	0
6t)	Cousins, Min.	2	0	0.0	0	0
6t)	Garoppolo, S.F.	2	0	0.0	0	0
6t)	Goff, Det.	2	0	0.0	0	0
6t)	*Herbert, Chi.	2	0	0.0	0	0
6t)	Hurts, Phi.	2	0	0.0	0	0
6t)	Jackson, Bal.	2	0	0.0	0	0
6t)	D. Jones, NY-G	2	0	0.0	0	0
6t)	Mahomes, K.C.	2	0	0.0	0	0
6t)	*Mills, Hou.	2	0	0.0	0	0
6t)	Paradis, Car.	2	0	0.0	0	0
6t)	Patterson, Atl.	2	0	0.0	0	0
6t)	Simpson, L.V.	2	0	0.0	0	0
6t)	Swain, Sea.	2	0	0.0	0	0
6t)	*Z. Wilson, NY-J	2	0	0.0	0	0

NFL / DEFENSIVE FUMBLE RECOVERIES

Rank	Player, Team	Ret	Yards	Avg	Long	TD
1t)	Davis, LA-C	2	34	17.0	20	0
1t)	Leonard, Ind.	2	29	14.5	21	0
1t)	Perryman, L.V.	2	2	1.0	1	0
1t)	Dulin, Ind.	2	0	0.0	0t	1
1t)	Golden, Ariz	2	0	0.0	0	0
1t)	Hyder, Sea.	2	0	0.0	0	0
1t)	Milano, Buf.	2	0	0.0	0	0
1t)	*Paye, Ind.	2	0	0.0	0	0
1t)	Sieler, Mia.	2	0	0.0	0	0

WEEK 7 / THROUGH SUNDAY, OCTOBER 24, 2021

AFC / SINGLE-GAME HIGHS / PLAYERS

Most Points-- 18, Henry, Tenn. at Sea., 9/19 (OT), (3 td, 0 fg, 0 xp, 0 2pt)
Most Points-- 18, (4 times in Non-Overtime Games)
Passing Yards-- 442, Jackson, Balt. vs. Ind., 10/11 (OT), (37-43, 442, 4 td, 0 int)
Passing Yards-- 416, Burrow, Cin. at Balt., 10/24, (23-38, 416, 3 td, 1 int)
Longest Pass-- 82, Burrow, Cin. at Balt., 10/24, (to Chase, Ja'Marr, td)
Passing Touchdowns-- 5, Mahomes, K.C. at Phil., 10/3, (24-30, 278, 5 td, 1 int)
Rushing Yards-- 182, Henry, Tenn. at Sea., 9/19 (OT), (35-182, 3 td)
Rushing Yards-- 161, Chubb, Clev. at LA-C, 10/10, (21-161, 1 td)
Rushing Attempts-- 35, Henry, Tenn. at Sea., 9/19 (OT), (35-182, 3 td)
Rushing Attempts-- 29, Henry, Tenn. at Jax , 10/10, (29-130, 3 td)
Rushing Attempts-- 29, Henry, Tenn. vs. K.C., 10/24, (29-86, 0 td)
Longest Rush-- 83, Taylor, Ind. vs. Hou., 10/17
Receptions-- 14, Harris, Pitt. vs. Cin., 9/26, (14-102, 0 td)
Receiving Yards-- 201, Chase, Cin. at Balt., 10/24, (8-201, 1 td)
Kickoff Return Yards-- 143, McKenzie, Buff. vs. Pitt., 9/12, (4-143, 0 td)
Kickoff Returns-- 6, Rogers, Tenn. at Sea., 9/19 (OT), (6-100, 0 td)
Kickoff Returns-- 5, Schwartz, Clev. at LA-C, 10/10, (5-109, 0 td)
Kickoff Returns-- 5, Batson, Tenn. vs. Buff., 10/18, (5-80, 0 td)
Longest Kickoff Return-- 102, Agnew, Jax vs. Denv., 9/19, td
Punt Return Yards-- 103, Felton, Clev. vs. Chi., 9/26, (7-103, 0 fc, 0 td)
Punt Returns-- 7, Felton, Clev. vs. Chi., 9/26, (7-103, 0 fc, 0 td)
Longest Punt Return-- 42, Duvernay, Balt. at Denv., 10/3
Interceptions-- 2, (4 times in Non-Overtime Games)
Longest Interception Return-- 85, Roberts, Miami at L.V., 9/26 (OT), td
Longest Interception Return-- 46, Sterns, Denv. vs. NY-J, 9/26
Sacks-- 4.5, Garrett, Clev. vs. Chi., 9/26
Scrimmage Yards-- 237, Henry, Tenn. at Sea., 9/19 (OT), (Rush 35-182, Rec 6-55)
Scrimmage Yards-- 201, Hill, K.C. vs. Clev., 9/12, (Rush 1-4, Rec 11-197)
Scrimmage Yards-- 201, Chase, Cin. at Balt., 10/24, (Rush 0-0, Rec 8-201)
Longest Punt-- 79, Sanchez, Ind. at S.F., 10/24
Punts-- 10, Martin, Denv. vs. Balt., 10/3, (10-491, 49.1)
Field Goals Made-- 4, Bullock, Tenn. at Sea., 9/19 (OT), (4-5, 36 lg)
Field Goals Made-- 4, (7 times in Non-Overtime Games)
Longest Field Goal-- 66, Tucker, Balt. at Det., 9/26

NFC / SINGLE-GAME HIGHS / PLAYERS

Most Points-- 24, Jones, G.B. vs. Det., 9/20, (4 td, 0 fg, 0 xp, 0 2pt)
Passing Yards-- 445, Prescott, Dal. at N.E., 10/17 (OT), (36-51, 445, 3 td, 1 int)
Passing Yards-- 432, Brady, T.B. at LA-R, 9/26, (41-55, 432, 1 td, 0 int)
Longest Pass-- 91, Hurts, Phil. vs. S.F., 9/19, (to Watkins, Quez)
Passing Touchdowns-- 5, (3 times in Non-Overtime Games)
Rushing Yards-- 143, Elliott, Dal. vs. Car., 10/3, (20-143, 1 td)
Rushing Attempts-- 29, Cook, Minn. at Car., 10/17 (OT), (29-140, 1 td)
Rushing Attempts-- 26, Mattison, Minn. vs. Sea., 9/26, (26-112, 0 td)
Longest Rush-- 57, Jones, G.B. at Cin., 10/10 (OT)
Longest Rush-- 54, Edmonds, Ariz. at LA-R, 10/3
Receptions-- 13, Cooper, Dal. at T.B., 9/9, (13-139, 2 td)
Receiving Yards-- 206, D. Adams, G.B. at Cin., 10/10 (OT), (11-206, 1 td)
Receiving Yards-- 189, Samuel, S.F. at Det., 9/12, (9-189, 1 td)
Receiving Yards-- 189, Toney, NY-G at Dal., 10/10, (10-189, 0 td)
Kickoff Return Yards-- 156, Harris, N.O. at Car., 9/19, (5-156, 0 td)
Kickoff Returns-- 5, Harris, N.O. at Car., 9/19, (5-156, 0 td)
Longest Kickoff Return-- 101, Carter, Wash. at Atl., 10/3, td
Punt Return Yards-- 43, Darden, T.B. vs. Chi., 10/24, (1-43, 0 fc, 0 td)
Punt Returns-- 4, (4 times in Non-Overtime Games)
Longest Punt Return-- 43, Darden, T.B. vs. Chi., 10/24
Interceptions-- 2, (6 times in Non-Overtime Games)
Longest Interception Return-- 66, Lewis, Dal. at T.B., 9/9
Sacks-- 5.0, C. Jones, Ariz. at Tenn., 9/12
Scrimmage Yards-- 206, D. Adams, G.B. at Cin., 10/10 (OT), (Rush 0-0, Rec 11-206)
Scrimmage Yards-- 196, Toney, NY-G at Dal., 10/10, (Rush 1-7, Rec 10-189)
Longest Punt-- 82, Bojorquez, G.B. at Chi., 10/17
Punts-- 8, Berry, Minn. at Cin., 9/12 (OT), (8-402, 50.3)
Punts-- 8, Dickson, Sea. at Pitt., 10/17 (OT), (8-364, 45.5)
Punts-- 8, Dickson, Sea. at S.F., 10/3, (8-405, 50.6)
Field Goals Made-- 5, Gano, NY-G at Wash., 9/16, (5-5, 55 lg)
Longest Field Goal-- 62, Prater, Ariz. vs. Minn., 9/19

WEEK 7 / THROUGH SUNDAY, OCTOBER 24, 2021

NFL / SINGLE-GAME HIGHS / PLAYERS

Most Points-- 24, Jones, G.B. vs. Det., 9/20, (4 td, 0 fg, 0 xp, 0 2pt)
Passing Yards-- 445, Prescott, Dal. at N.E., 10/17 (OT), (36-51, 445, 3 td, 1 int)
Passing Yards-- 432, Brady, T.B. at LA-R, 9/26, (41-55, 432, 1 td, 0 int)
Longest Pass-- 91, Hurts, Phil. vs. S.F., 9/19, (to Watkins, Quez)
Passing Touchdowns-- 5, (4 times in Non-Overtime Games)
Rushing Yards-- 182, Henry, Tenn. at Sea., 9/19 (OT), (35-182, 3 td)
Rushing Yards-- 161, Chubb, Clev. at LA-C, 10/10, (21-161, 1 td)
Rushing Attempts-- 35, Henry, Tenn. at Sea., 9/19 (OT), (35-182, 3 td)
Rushing Attempts-- 29, Henry, Tenn. at Jax , 10/10, (29-130, 3 td)
Rushing Attempts-- 29, Henry, Tenn. vs. K.C., 10/24, (29-86, 0 td)
Longest Rush-- 83, Taylor, Ind. vs. Hou., 10/17
Receptions-- 14, Harris, Pitt. vs. Cin., 9/26, (14-102, 0 td)
Receiving Yards-- 206, D. Adams, G.B. at Cin., 10/10 (OT), (11-206, 1 td)
Receiving Yards-- 201, Chase, Cin. at Balt., 10/24, (8-201, 1 td)
Kickoff Return Yards-- 156, Harris, N.O. at Car., 9/19, (5-156, 0 td)
Kickoff Returns-- 6, Rogers, Tenn. at Sea., 9/19 (OT), (6-100, 0 td)
Kickoff Returns-- 5, (3 times in Non-Overtime Games)
Longest Kickoff Return-- 102, Agnew, Jax vs. Denv., 9/19, td
Punt Return Yards-- 103, Felton, Clev. vs. Chi., 9/26, (7-103, 0 fc, 0 td)
Punt Returns-- 7, Felton, Clev. vs. Chi., 9/26, (7-103, 0 fc, 0 td)
Longest Punt Return-- 43, Darden, T.B. vs. Chi., 10/24
Interceptions-- 2, (10 times in Non-Overtime Games)
Longest Interception Return-- 85, Roberts, Miami at L.V., 9/26 (OT), td
Longest Interception Return-- 66, Lewis, Dal. at T.B., 9/9
Sacks-- 5.0, C. Jones, Ariz. at Tenn., 9/12
Scrimmage Yards-- 237, Henry, Tenn. at Sea., 9/19 (OT), (Rush 35-182, Rec 6-55)
Scrimmage Yards-- 201, Hill, K.C. vs. Clev., 9/12, (Rush 1-4, Rec 11-197)
Scrimmage Yards-- 201, Chase, Cin. at Balt., 10/24, (Rush 0-0, Rec 8-201)
Longest Punt-- 82, Bojorquez, G.B. at Chi., 10/17
Punts-- 10, Martin, Denv. vs. Balt., 10/3, (10-491, 49.1)
Field Goals Made-- 5, Gano, NY-G at Wash., 9/16, (5-5, 55 lg)
Longest Field Goal-- 66, Tucker, Balt. at Det., 9/26

WEEK 7 / THROUGH SUNDAY, OCTOBER 24, 2021

300-Yard Passing Games

445, Prescott, DAL at NE 10/17 (ot) (36-51, 3 TD)
442, Jackson, BAL vs. IND 10/11 (ot) (37-43, 4 TD)
435, Carr, LV vs. BAL 09/13 (ot) (34-56, 2 TD)
432, Brady, TB at LAR 09/26 (41-55, 1 TD)
416, Burrow, CIN at BAL 10/24 (23-38, 3 TD)
411, Brady, TB vs. MIA 10/10 (30-41, 5 TD)
403, Prescott, DAL at TB 09/09 (42-58, 3 TD)
402, D. Jones, NYG at NO 10/03 (ot) (28-40, 2 TD)
402, Wentz, IND at BAL 10/11 (ot) (25-35, 2 TD)
400, K. Murray, ARI vs. MIN 09/19 (29-36, 3 TD)
398, Herbert, LAC vs. CLE 10/10 (26-43, 4 TD)
397, Mahomes, KC at WAS 10/17 (32-47, 2 TD)
387, Hurts, PHI vs. KC 10/03 (32-48, 2 TD)
386, Carr, LV vs. MIA 09/26 (ot) (26-43, 2 TD)
382, Carr, LV at PIT 09/19 (28-37, 2 TD)
379, Brady, TB vs. DAL 09/09 (32-50, 4 TD)
373, Cousins, MIN at CAR 10/17 (ot) (33-48, 3 TD)
365, Stafford, LAR at SEA 10/07 (25-37, 1 TD)
358, Allen, BUF vs. WAS 09/26 (32-43, 4 TD)
353, Allen, BUF at TEN 10/18 (35-47, 3 TD)
351, Cousins, MIN at CIN 09/12 (ot) (36-49, 2 TD)
348, Burrow, CIN vs. JAX 09/30 (25-32, 2 TD)
347, Tannehill, TEN at SEA 09/19 (ot) (27-40, 0 TD)
344, Aa. Rodgers, GB at CIN 10/10 (ot) (27-39, 2 TD)
343, Stafford, LAR vs. TB 09/26 (27-38, 4 TD)
343, Mahomes, KC at BAL 09/19 (24-31, 3 TD)
343, Wilson, SEA vs. TEN 09/19 (ot) (22-31, 2 TD)
342, Ryan, ATL vs. NYJ 10/10 (33-45, 2 TD)
341, Carr, LV at DEN 10/17 (18-27, 2 TD)
338, Goff, DET vs. SF 09/12 (38-57, 3 TD)
338, Herbert, LAC vs. DAL 09/19 (31-41, 1 TD)
337, Herbert, LAC at WAS 09/12 (31-47, 1 TD)
337, Mahomes, KC vs. CLE 09/12 (27-36, 3 TD)
336, Heinicke, WAS vs. NYG 09/16 (34-46, 2 TD)
336, Ryan, ATL at MIA 10/24 (25-40, 2 TD)
334, Bridgewater, DEN vs. LV 10/17 (35-49, 3 TD)
334, Stafford, LAR vs. DET 10/24 (28-41, 3 TD)
332, Lawrence, JAX at HOU 09/12 (28-51, 3 TD)
329, Tagovailoa, MIA at JAX 10/17 (33-47, 2 TD)
328, Bridgewater, DEN at JAX 09/19 (26-34, 2 TD)
326, Hurts, PHI at DAL 09/27 (25-39, 2 TD)
323, Cousins, MIN vs. SEA 09/26 (30-38, 3 TD)
323, Carr, LV vs. PHI 10/24 (31-34, 2 TD)
321, Stafford, LAR vs. CHI 09/12 (20-26, 3 TD)
321, Mayfield, CLE at KC 09/12 (21-28, 0 TD)
319, Lawrence, JAX vs. MIA 10/17 (25-41, 1 TD)
318, Roethlisberger, PIT vs. CIN 09/26 (38-58, 1 TD)
316, K. Murray, ARI at JAX 09/26 (28-34, 0 TD)
316, Jackson, BAL at DEN 10/03 (22-37, 1 TD)
315, Allen, BUF at KC 10/10 (15-26, 3 TD)
314, Garoppolo, SF at DET 09/12 (17-25, 1 TD)
312, Mills, HOU vs. NE 10/10 (21-29, 3 TD)
307, M. Jones, NE vs. NYJ 10/24 (24-36, 2 TD)
305, Darnold, CAR vs. NO 09/19 (26-38, 2 TD)
305, Mayfield, CLE at LAC 10/10 (23-32, 2 TD)
304, Darnold, CAR at HOU 09/23 (23-34, 0 TD)
302, Prescott, DAL vs. NYG 10/10 (22-32, 3 TD)
301, Darnold, CAR at DAL 10/03 (26-39, 2 TD)
300, Ryan, ATL at TB 09/19 (35-46, 2 TD)

WEEK 7 / THROUGH SUNDAY, OCTOBER 24, 2021

100-Yard Receiving Games

206, D. Adams, GB at CIN 10/10 (ot) (11 rec., 1 TD)
201, Chase, CIN at BAL 10/24 (8 rec., 1 TD)
197, Hill, KC vs. CLE 09/12 (11 rec., 1 TD)
189, Toney, NYG at DAL 10/10 (10 rec., 0 TD)
189, Samuel, SF at DET 09/12 (9 rec., 1 TD)
186, Hill, KC at PHI 10/03 (11 rec., 3 TD)
178, Lockett, SEA vs. TEN 09/19 (ot) (8 rec., 1 TD)
165, Williams, LAC vs. CLE 10/10 (8 rec., 2 TD)
163, Kupp, LAR at IND 09/19 (9 rec., 2 TD)
163, Pitts, ATL at MIA 10/24 (7 rec., 0 TD)
159, Sutton, DEN at JAX 09/19 (9 rec., 0 TD)
159, Chase, CIN vs. GB 10/10 (ot) (6 rec., 1 TD)
156, Samuel, SF vs. SEA 10/03 (8 rec., 2 TD)
156, Kupp, LAR vs. DET 10/24 (10 rec., 2 TD)
150, Woods, LAR at SEA 10/07 (12 rec., 0 TD)
149, Njoku, CLE at LAC 10/10 (7 rec., 1 TD)
149, Lamb, DAL at NE 10/17 (ot) (9 rec., 2 TD)
147, Andrews, BAL vs. IND 10/11 (ot) (11 rec., 2 TD)
139, Cooper, DAL at TB 09/09 (13 rec., 2 TD)
133, A.J. Brown, TEN vs. KC 10/24 (8 rec., 1 TD)
132, Cooks, HOU vs. JAX 09/12 (5 rec., 0 TD)
132, D. Adams, GB at SF 09/26 (12 rec., 1 TD)
130, Kupp, LAR at NYG 10/17 (9 rec., 2 TD)
130, Claypool, PIT vs. DEN 10/10 (5 rec., 1 TD)
128, Ju. Jones, TEN at SEA 09/19 (ot) (6 rec., 0 TD)
126, D.J. Moore, CAR at HOU 09/23 (8 rec., 0 TD)
126, Thielen, MIN at CAR 10/17 (ot) (11 rec., 1 TD)
125, Mooney, CHI vs. DET 10/03 (5 rec., 0 TD)
125, Brown, BAL vs. IND 10/11 (ot) (9 rec., 2 TD)
124, Brown, TB vs. MIA 10/10 (7 rec., 2 TD)
124, Jefferson, MIN vs. DET 10/10 (7 rec., 0 TD)
123, McLaurin, WAS at ATL 10/03 (6 rec., 2 TD)
123, Pittman, IND vs. LAR 09/19 (8 rec., 0 TD)
122, McLaurin, WAS at GB 10/24 (7 rec., 1 TD)
122, Williams, LAC at KC 09/26 (7 rec., 2 TD)
122, Smith, PHI vs. KC 10/03 (7 rec., 0 TD)
121, Brown, TB vs. DAL 09/09 (5 rec., 1 TD)
121, D. Adams, GB vs. DET 09/20 (8 rec., 0 TD)
120, Sutton, DEN at PIT 10/10 (7 rec., 1 TD)
120, D. Jackson, LAR vs. TB 09/26 (3 rec., 1 TD)
119, Pitts, ATL vs. NYJ 10/10 (9 rec., 1 TD)
118, Boyd, CIN vs. JAX 09/30 (9 rec., 0 TD)
118, Jefferson, MIN vs. SEA 09/26 (9 rec., 1 TD)
117, Watkins, PHI vs. SF 09/19 (2 rec., 0 TD)
117, Knox, BUF at KC 10/10 (3 rec., 1 TD)
116, Golladay, NYG at NO 10/03 (ot) (6 rec., 0 TD)
116, Taylor, IND at BAL 10/11 (ot) (3 rec., 1 TD)
115, Raymond, DET at LAR 10/24 (6 rec., 0 TD)
115, Gesicki, MIA at JAX 10/17 (8 rec., 0 TD)
114, Moore, ARI vs. MIN 09/19 (7 rec., 1 TD)
114, Diggs, BUF vs. HOU 10/03 (7 rec., 0 TD)
113, Shepard, NYG vs. DEN 09/12 (7 rec., 1 TD)
113, Ruggs III, LV at PIT 09/19 (5 rec., 1 TD)
113, Evans, TB vs. MIA 10/10 (6 rec., 2 TD)
113, D.J. Moore, CAR at DAL 10/03 (8 rec., 2 TD)
113, Brown, BAL vs. KC 09/19 (6 rec., 1 TD)
112, Cooks, HOU vs. CAR 09/23 (9 rec., 0 TD)
112, Green, ARI at JAX 09/26 (5 rec., 0 TD)
111, C. Davis, NYJ vs. TEN 10/03 (ot) (4 rec., 1 TD)
111, Godwin, TB vs. CHI 10/24 (8 rec., 1 TD)
109, Kelce, KC at BAL 09/19 (7 rec., 1 TD)
109, C. Moore, HOU vs. NE 10/10 (5 rec., 1 TD)
109, Andrews, BAL at DET 09/26 (5 rec., 0 TD)
108, Kupp, LAR vs. CHI 09/12 (7 rec., 1 TD)
108, Allen, LAC vs. DAL 09/19 (4 rec., 0 TD)
107, Metcalf, SEA at MIN 09/26 (6 rec., 1 TD)
107, McLaurin, WAS vs. NYG 09/16 (11 rec., 1 TD)
106, Evans, TB at LAR 09/26 (8 rec., 0 TD)
105, Godwin, TB vs. DAL 09/09 (9 rec., 1 TD)
105, Waller, LV vs. BAL 09/13 (ot) (10 rec., 1 TD)
105, Pittman, IND at SF 10/24 (4 rec., 1 TD)
105, D. Johnson, PIT vs. LV 09/19 (9 rec., 0 TD)
104, Kirk, ARI at JAX 09/26 (7 rec., 0 TD)
104, Kelce, KC vs. LAC 09/26 (7 rec., 0 TD)
104, Lamb, DAL at TB 09/09 (7 rec., 1 TD)
102, Harris, PIT vs. CIN 09/26 (14 rec., 0 TD)
101, Peoples-Jones, CLE vs. ARI 10/17 (4 rec., 2 TD)
101, Chase, CIN vs. MIN 09/12 (ot) (5 rec., 1 TD)
100, M. Jones, JAX vs. MIA 10/17 (7 rec., 1 TD)
100, Lockett, SEA at IND 09/12 (4 rec., 2 TD)

100, Allen, LAC at WAS 09/12 (9 rec., 0 TD)
100, Samuel, SF vs. IND 10/24 (7 rec., 1 TD)

WEEK 7 / THROUGH SUNDAY, OCTOBER 24, 2021

100-Yard Rushing Games

182, Henry, TEN at SEA 09/19 (ot) (35 att., 3 TD)
161, Chubb, CLE at LAC 10/10 (21 att., 1 TD)
157, Henry, TEN at NYJ 10/03 (ot) (33 att., 1 TD)
149, J. Robinson, JAX vs. TEN 10/10 (18 att., 1 TD)
146, D. Johnson, CLE vs. DEN 10/21 (22 att., 1 TD)
145, Taylor, IND vs. HOU 10/17 (14 att., 2 TD)
143, Henry, TEN vs. BUF 10/18 (20 att., 3 TD)
143, Elliott, DAL vs. CAR 10/03 (20 att., 1 TD)
140, Cook, MIN at CAR 10/17 (ot) (29 att., 1 TD)
131, Cook, MIN at ARI 09/19 (22 att., 0 TD)
130, Henry, TEN at JAX 10/10 (29 att., 3 TD)
127, Mixon, CIN vs. MIN 09/12 (ot) (29 att., 1 TD)
122, Harris, PIT vs. DEN 10/10 (23 att., 1 TD)
120, Edmonds, ARI at LAR 10/03 (12 att., 0 TD)
120, Kamara, NO vs. NYG 10/03 (ot) (26 att., 0 TD)
117, Ekeler, LAC vs. LV 10/04 (15 att., 1 TD)
113, Henry, TEN vs. IND 09/26 (28 att., 0 TD)
113, Mattison, MIN vs. DET 10/10 (25 att., 0 TD)
112, Mattison, MIN vs. SEA 09/26 (26 att., 0 TD)
111, Barber, LV vs. MIA 09/26 (ot) (23 att., 1 TD)
110, Elliott, DAL vs. NYG 10/10 (21 att., 1 TD)
109, Pollard, DAL at LAC 09/19 (13 att., 1 TD)
108, Montgomery, CHI at LAR 09/12 (16 att., 1 TD)
107, Mitchell, SF vs. IND 10/24 (18 att., 1 TD)
107, Taylor, IND at SF 10/24 (18 att., 1 TD)
107, Jackson, BAL vs. KC 09/19 (16 att., 2 TD)
106, Harris, NE vs. NYJ 10/24 (14 att., 2 TD)
106, Montgomery, CHI vs. DET 10/03 (23 att., 2 TD)
104, Mitchell, SF at DET 09/12 (19 att., 1 TD)
103, Jones, GB at CIN 10/10 (ot) (14 att., 0 TD)
103, Taylor, IND at MIA 10/03 (16 att., 1 TD)
102, Edwards-Helaire, KC at PHI 10/03 (14 att., 0 TD)
101, Harris, NE vs. DAL 10/17 (ot) (18 att., 1 TD)
101, Hubbard, CAR vs. PHI 10/10 (24 att., 0 TD)
101, Gordon, DEN at NYG 09/12 (11 att., 1 TD)
101, Collins, SEA at PIT 10/17 (ot) (20 att., 1 TD)
100, Herbert, CHI at TB 10/24 (18 att., 0 TD)
100, Chubb, CLE at MIN 10/03 (21 att., 0 TD)
100, Harris, NE vs. MIA 09/12 (23 att., 0 TD)
100, Edwards-Helaire, KC vs. LAC 09/26 (17 att., 0 TD)

WEEK 7 / THROUGH SUNDAY, OCTOBER 24, 2021

OFFENSE	G.B.	Ariz.	Car.	Atl.	Cin.	NY-J	LA-R	Hou.
GAMES (Won-Lost)	6-1	7-0	3-4	3-3	5-2	1-5	6-1	1-6
FIRST DOWNS	145	161	146	129	124	96	153	100
Rushing	37	58	44	28	34	27	39	24
Passing	93	91	85	84	82	59	105	65
Penalty	15	12	17	17	8	10	9	11
YDS GAINED (tot)	2365	2815	2296	2125	2587	1634	2780	1926
Avg per Game	337.9	402.1	328.0	354.2	369.6	272.3	397.1	275.1
RUSHING (net)	714	956	713	527	748	432	668	565
Avg per Game	102.0	136.6	101.9	87.8	106.9	72.0	95.4	80.7
Rushes	172	225	187	145	186	121	181	172
Yards per Rush	4.2	4.2	3.8	3.6	4.0	3.6	3.7	3.3
PASSING (net)	1651	1859	1583	1598	1839	1202	2112	1361
Avg per Game	235.9	265.6	226.1	266.3	262.7	200.3	301.7	194.4
Passes Att.	228	223	263	247	213	213	243	215
Completed	156	164	156	166	147	124	167	142
Pct Completed	68.4	73.5	59.3	67.2	69.0	58.2	68.7	66.0
Yards Gained	1778	2002	1717	1668	1963	1370	2172	1463
Sacked	17	16	24	9	17	20	7	16
Yards Lost	127	143	134	70	124	168	60	102
Had intercepted	3	5	8	4	8	11	5	7
Yards Opp Ret	128	115	75	49	108	172	23	60
Opp TDs on Int	0	1	0	2	1	0	0	0
PUNTS	21	24	36	25	29	26	18	36
Avg Yards	47.2	50.5	37.9	42.8	47.0	48.2	41.6	45.8
PUNT RETURNS	8	12	17	12	17	4	8	12
Avg Return	6.3	9.8	8.2	7.3	7.9	13.3	7.5	7.0
Returned for TD	0	0	0	0	0	0	0	0
KICKOFF RETURNS	10	6	9	17	13	17	14	21
Avg Return	19.6	18.5	19.4	19.5	21.8	25.3	18.4	21.7
Returned for TD	0	0	0	0	0	0	0	0
PENALTIES	29	45	47	36	30	40	28	51
Yards Penalized	292	381	317	307	256	349	261	454
FUMBLES BY	5	13	6	8	3	6	6	10
Fumbles Lost	3	1	3	4	1	1	2	5
Opp Fumbles	10	12	11	8	5	7	6	11
Opp Fum Lost	4	8	2	2	1	4	2	2
POSS. TIME (avg)	30:25	32:52	32:00	30:26	29:48	26:56	28:43	27:58
TOUCHDOWNS	19	27	16	15	23	9	24	11
Rushing	4	9	8	3	5	4	5	3
Passing	15	17	7	12	18	5	19	8
Returns	0	1	1	0	0	0	0	0
EXTRA-PT KICKS	18/19	27/27	13/15	13/13	22/22	4/5	22/23	8/11
2-PT CONVERSIONS	0/0	0/0	1/1	1/2	1/1	2/4	1/1	0/0
FIELD GOALS/FGA	12/16	12/15	11/13	10/10	9/12	6/8	13/14	7/9
POINTS SCORED	168	225	146	135	189	80	207	97

DEFENSE	G.B.	Ariz.	Car.	Atl.	Cin.	NY-J	LA-R	Hou.
POINTS ALLOWED	146	114	146	176	128	175	146	203
OPP FIRST DOWNS	148	126	122	136	138	148	162	156
Rushing	54	44	43	45	40	46	52	58
Passing	84	71	68	81	87	86	100	85
Penalty	10	11	11	10	11	16	10	13
OPP YARDS GAINED	2320	2217	2152	2176	2379	2415	2617	2744
Avg per Game	331.4	316.7	307.4	362.7	339.9	402.5	373.9	392.0
OPP RUSHING(net)	846	810	772	673	658	765	783	1020
Avg per Game	120.9	115.7	110.3	112.2	94.0	127.5	111.9	145.7
Rushes	174	163	174	154	165	186	176	216
Yards per Rush	4.9	5.0	4.4	4.4	4.0	4.1	4.4	4.7
OPP PASSING(net)	1474	1407	1380	1503	1721	1650	1834	1724
Avg per Game	210.6	201.0	197.1	250.5	245.9	275.0	262.0	246.3
Passes Att.	239	235	228	211	279	226	284	215
Completed	159	150	143	149	182	156	189	145
Pct Completed	66.5	63.8	62.7	70.6	65.2	69.0	66.5	67.4
Sacked	18	19	18	10	19	14	20	14
Yards Lost	135	121	135	76	121	101	164	96
INTERCEPTED BY	7	6	4	3	5	0	10	7
Yards Returned	45	76	59	67	73	0	62	111
Returned for TD	0	1	0	0	0	0	0	0
OPP PUNT RETURNS	8	14	11	9	9	13	3	16
Avg return	9.1	8.6	4.7	8.6	10.8	11.5	6.7	7.0
OPP KICKOFF RET	20	7	14	13	11	7	17	9
Avg return	29.4	21.4	27.2	29.1	20.9	23.1	24.8	22.9
OPP TOUCHDOWNS	19	14	17	23	14	18	15	24
Rushing	5	3	6	5	6	11	7	12
Passing	14	9	11	15	7	7	7	12
Returns	0	2	0	3	1	0	1	0

WEEK 7 / THROUGH SUNDAY, OCTOBER 24, 2021

OFFENSE	Miami	Buff.	Phil.	Det.	Pitt.	Clev.	S.F.	Chi.
GAMES (Won-Lost)	1-6	4-2	2-5	0-7	3-3	4-3	2-4	3-4
FIRST DOWNS	131	146	137	151	112	156	125	123
Rushing	31	48	50	43	25	67	41	54
Passing	89	87	75	92	75	80	69	56
Penalty	11	11	12	16	12	9	15	13
YDS GAINED (tot)	2153	2469	2434	2341	1943	2754	2121	1788
Avg per Game	307.6	411.5	347.7	334.4	323.8	393.4	353.5	255.4
RUSHING (net)	561	784	817	688	487	1193	721	917
Avg per Game	80.1	130.7	116.7	98.3	81.2	170.4	120.2	131.0
Rushes	144	179	164	165	131	227	168	204
Yards per Rush	3.9	4.4	5.0	4.2	3.7	5.3	4.3	4.5
PASSING (net)	1592	1685	1617	1653	1456	1561	1400	871
Avg per Game	227.4	280.8	231.0	236.1	242.7	223.0	233.3	124.4
Passes Att.	277	232	243	276	235	209	193	181
Completed	186	151	148	182	153	138	119	112
Pct Completed	67.1	65.1	60.9	65.9	65.1	66.0	61.7	61.9
Yards Gained	1718	1732	1716	1790	1515	1679	1460	1086
Sacked	17	8	14	17	12	19	11	26
Yards Lost	126	47	99	137	59	118	60	215
Had intercepted	6	3	4	6	4	3	5	7
Yards Opp Ret	87	49	59	88	31	47	56	61
Opp TDs on Int	0	0	1	1	0	0	0	0
PUNTS	29	17	28	25	25	20	23	28
Avg Yards	43.5	42.1	46.1	50.8	44.9	44.4	46.4	47.0
PUNT RETURNS	11	13	12	10	10	22	14	10
Avg Return	6.8	7.5	4.8	8.9	8.3	9.7	8.1	7.5
Returned for TD	0	0	0	0	0	0	0	0
KICKOFF RETURNS	6	10	10	15	13	12	17	17
Avg Return	18.8	24.4	21.3	21.3	24.7	22.4	20.8	24.9
Returned for TD	0	0	0	0	0	0	0	0
PENALTIES	45	40	58	45	38	49	38	42
Yards Penalized	347	357	419	368	279	488	485	366
FUMBLES BY	10	10	10	6	6	8	10	10
Fumbles Lost	5	2	3	4	3	4	6	3
Opp Fumbles	11	10	6	6	10	9	13	6
Opp Fum Lost	6	6	1	3	3	2	3	4
POSS. TIME (avg)	27:47	32:40	26:07	29:48	30:00	33:43	30:10	29:12
TOUCHDOWNS	15	23	19	13	12	20	17	11
Rushing	3	7	8	5	4	13	7	7
Passing	11	15	10	8	7	7	9	3
Returns	1	1	1	0	1	0	1	1
EXTRA-PT KICKS	14/14	21/21	14/14	9/9	12/12	17/17	13/15	11/11
2-PT CONVERSIONS	1/1	1/2	5/5	4/4	0/0	3/3	1/2	0/0
FIELD GOALS/FGA	7/10	14/15	7/9	11/12	11/12	10/11	6/8	8/8
POINTS SCORED	127	203	159	128	117	173	135	101
DEFENSE	Miami	Buff.	Phil.	Det.	Pitt.	Clev.	S.F.	Chi.
POINTS ALLOWED	207	98	185	200	132	165	149	162
OPP FIRST DOWNS	168	93	167	141	114	126	121	147
Rushing	48	25	59	44	36	35	44	49
Passing	106	55	89	83	73	75	62	81
Penalty	14	13	19	14	5	16	15	17
OPP YARDS GAINED	2904	1621	2525	2681	2114	2069	1944	2393
Avg per Game	414.9	270.2	360.7	383.0	352.3	295.6	324.0	341.9
OPP RUSHING(net)	824	538	931	840	646	563	714	855
Avg per Game	117.7	89.7	133.0	120.0	107.7	80.4	119.0	122.1
Rushes	194	129	227	203	152	161	166	194
Yards per Rush	4.2	4.2	4.1	4.1	4.3	3.5	4.3	4.4
OPP PASSING(net)	2080	1083	1594	1841	1468	1506	1230	1538
Avg per Game	297.1	180.5	227.7	263.0	244.7	215.1	205.0	219.7
Passes Att.	272	204	234	206	212	229	194	222
Completed	179	119	174	140	139	140	128	143
Pct Completed	65.8	58.3	74.4	68.0	65.6	61.1	66.0	64.4
Sacked	12	14	11	14	15	20	12	21
Yards Lost	101	74	72	116	101	143	97	162
INTERCEPTED BY	3	10	6	4	2	3	1	4
Yards Returned	86	141	37	18	15	0	39	62
Returned for TD	1	1	0	0	0	0	1	1
OPP PUNT RETURNS	11	5	12	10	11	11	7	15
Avg return	7.1	2.4	9.3	9.6	7.5	5.3	6.7	14.3
OPP KICKOFF RET	10	17	10	16	15	19	9	11
Avg return	19.7	20.9	21.9	18.9	26.8	20.2	17.9	20.3
OPP TOUCHDOWNS	23	11	23	22	13	21	18	19
Rushing	8	5	8	6	2	5	8	5
Passing	15	5	14	15	11	16	10	14
Returns	0	1	1	1	0	0	0	0

WEEK 7 / THROUGH SUNDAY, OCTOBER 24, 2021

OFFENSE	Tenn.	Ind.	Jax	Sea.	N.E.	LA-C	T.B.	N.O.
GAMES (Won-Lost)	5-2	3-4	1-5	2-4	3-4	4-2	6-1	3-2
FIRST DOWNS	167	145	118	110	147	138	182	86
Rushing	63	57	42	37	44	39	42	37
Passing	88	74	65	64	87	87	128	46
Penalty	16	14	11	9	16	12	12	3
YDS GAINED (tot)	2677	2500	2136	2064	2485	2265	2964	1476
Avg per Game	382.4	357.1	356.0	344.0	355.0	377.5	423.4	295.2
RUSHING (net)	1088	893	731	664	668	568	694	629
Avg per Game	155.4	127.6	121.8	110.7	95.4	94.7	99.1	125.8
Rushes	229	192	141	143	168	139	165	156
Yards per Rush	4.8	4.7	5.2	4.6	4.0	4.1	4.2	4.0
PASSING (net)	1589	1607	1405	1400	1817	1697	2270	847
Avg per Game	227.0	229.6	234.2	233.3	259.6	282.8	324.3	169.4
Passes Att.	231	224	216	174	254	247	309	120
Completed	151	143	129	123	180	161	208	73
Pct Completed	65.4	63.8	59.7	70.7	70.9	65.2	67.3	60.8
Yards Gained	1748	1720	1465	1536	1928	1771	2331	904
Sacked	21	15	10	18	14	11	9	9
Yards Lost	159	113	60	136	111	74	61	57
Had intercepted	5	2	8	2	6	4	3	4
Yards Opp Ret	54	2	83	3	142	0	72	53
Opp TDs on Int	0	0	1	0	2	0	0	0
PUNTS	19	27	26	33	24	20	24	21
Avg Yards	44.5	46.3	47.2	47.1	43.5	47.0	42.9	49.8
PUNT RETURNS	10	9	4	8	12	6	10	6
Avg Return	12.0	5.4	3.3	7.4	11.1	6.8	10.1	12.7
Returned for TD	0	0	0	0	0	0	0	0
KICKOFF RETURNS	17	12	11	12	11	15	11	10
Avg Return	17.3	23.1	27.7	22.3	22.9	16.5	21.7	25.6
Returned for TD	0	0	1	0	0	0	0	0
PENALTIES	44	30	35	35	42	43	48	30
Yards Penalized	390	293	289	280	414	432	481	246
FUMBLES BY	5	8	8	7	8	5	8	1
Fumbles Lost	4	5	4	2	5	2	4	1
Opp Fumbles	10	12	3	6	4	11	9	4
Opp Fum Lost	3	9	0	4	3	3	4	1
POSS. TIME (avg)	32:58	31:10	26:18	25:07	29:14	29:06	31:59	29:29
TOUCHDOWNS	22	19	16	18	19	19	30	18
Rushing	13	7	7	6	9	5	7	5
Passing	8	11	7	12	10	14	21	12
Returns	1	1	2	0	0	0	2	1
EXTRA-PT KICKS	18/20	14/15	11/14	17/18	15/18	10/15	29/30	16/18
2-PT CONVERSIONS	2/2	1/4	0/2	0/0	1/1	3/4	0/0	0/0
FIELD GOALS/FGA	13/16	13/16	3/7	5/7	16/17	6/7	8/12	1/4
POINTS SCORED	193	169	116	140	179	148	233	127

DEFENSE	Tenn.	Ind.	Jax	Sea.	N.E.	LA-C	T.B.	N.O.
POINTS ALLOWED	164	149	172	149	140	150	147	91
OPP FIRST DOWNS	148	138	134	153	139	138	141	105
Rushing	39	43	43	47	44	55	28	26
Passing	92	90	82	95	84	68	97	65
Penalty	17	5	9	11	11	15	16	14
OPP YARDS GAINED	2638	2479	2473	2599	2454	2186	2325	1770
Avg per Game	376.9	354.1	412.2	433.2	350.6	364.3	332.1	354.0
OPP RUSHING(net)	723	777	686	845	739	975	472	395
Avg per Game	103.3	111.0	114.3	140.8	105.6	162.5	67.4	79.0
Rushes	161	187	179	192	194	179	127	118
Yards per Rush	4.5	4.2	3.8	4.4	3.8	5.4	3.7	3.3
OPP PASSING(net)	1915	1702	1787	1754	1715	1211	1853	1375
Avg per Game	273.6	243.1	297.8	292.3	245.0	201.8	264.7	275.0
Passes Att.	265	223	203	234	246	185	283	205
Completed	172	157	148	159	153	127	198	124
Pct Completed	64.9	70.4	72.9	67.9	62.2	68.6	70.0	60.5
Sacked	17	14	8	11	15	13	16	8
Yards Lost	122	92	47	83	104	89	87	51
INTERCEPTED BY	5	7	2	2	8	6	10	9
Yards Returned	41	56	34	5	67	63	123	194
Returned for TD	0	0	0	0	0	0	2	1
OPP PUNT RETURNS	6	14	9	15	8	13	10	10
Avg return	10.3	6.9	9.1	7.3	8.9	9.1	6.4	10.7
OPP KICKOFF RET	17	20	6	21	19	18	6	5
Avg return	19.3	22.2	21.3	18.0	22.1	24.3	18.5	18.4
OPP TOUCHDOWNS	19	18	20	16	16	17	17	9
Rushing	7	2	9	6	4	8	3	4
Passing	12	16	9	10	10	9	14	5
Returns	0	0	2	0	2	0	0	0

WEEK 7 / THROUGH SUNDAY, OCTOBER 24, 2021

OFFENSE	Wash.	Denv.	Dal.	Minn.	NY-G	K.C.	Balt.	L.V.
GAMES (Won-Lost)	2-5	3-4	5-1	3-3	2-5	3-4	5-2	5-2
FIRST DOWNS	145	141	164	134	144	187	163	144
Rushing	51	39	51	42	35	49	66	36
Passing	77	90	96	84	93	121	92	94
Penalty	17	12	17	8	16	17	5	14
YDS GAINED (tot)	2447	2433	2765	2485	2466	2935	2923	2753
Avg per Game	349.6	347.6	460.8	414.2	352.3	419.3	417.6	393.3
RUSHING (net)	833	746	986	767	642	827	1046	598
Avg per Game	119.0	106.6	164.3	127.8	91.7	118.1	149.4	85.4
Rushes	183	167	194	170	169	167	214	173
Yards per Rush	4.6	4.5	5.1	4.5	3.8	5.0	4.9	3.5
PASSING (net)	1614	1687	1779	1718	1824	2108	1877	2155
Avg per Game	230.6	241.0	296.5	286.3	260.6	301.1	268.1	307.9
Passes Att.	241	252	217	240	268	293	236	266
Completed	154	174	159	167	170	198	151	180
Pct Completed	63.9	69.0	73.3	69.6	63.4	67.6	64.0	67.7
Yards Gained	1671	1814	1835	1780	1939	2175	1982	2269
Sacked	10	21	9	9	14	14	21	17
Yards Lost	57	127	56	62	115	67	105	114
Had intercepted	7	6	4	2	6	9	5	5
Yards Opp Ret	42	41	81	0	98	41	72	99
Opp TDs on Int	0	0	0	0	1	1	1	1
PUNTS	21	31	14	29	26	12	28	29
Avg Yards	49.7	45.6	49.6	46.8	46.2	42.6	46.2	52.6
PUNT RETURNS	4	13	7	12	12	6	16	13
Avg Return	9.5	10.2	6.1	4.3	7.6	13.8	16.9	7.8
Returned for TD	0	0	0	0	0	0	0	0
KICKOFF RETURNS	21	11	7	11	14	16	9	10
Avg Return	25.6	18.0	22.7	22.3	23.5	23.8	25.1	19.8
Returned for TD	1	0	0	0	0	0	0	0
PENALTIES	43	40	47	44	44	44	40	53
Yards Penalized	391	362	391	386	342	363	385	465
FUMBLES BY	10	3	9	9	10	12	10	8
Fumbles Lost	4	3	3	3	3	8	3	0
Opp Fumbles	8	3	4	4	5	7	5	12
Opp Fum Lost	4	2	3	3	3	2	2	5
POSS. TIME (avg)	28:46	31:37	32:11	31:00	29:05	30:01	32:23	30:03
TOUCHDOWNS	16	15	25	16	13	24	21	20
Rushing	5	3	6	2	7	5	10	8
Passing	10	12	16	13	6	18	10	12
Returns	1	0	3	1	0	1	1	0
EXTRA-PT KICKS	11/13	14/14	19/21	12/13	8/8	23/23	15/15	16/18
2-PT CONVERSIONS	0/3	0/1	0/3	0/2	3/3	0/1	2/5	0/1
FIELD GOALS/FGA	13/16	12/12	12/15	13/17	15/17	7/8	14/15	14/16
POINTS SCORED	146	140	205	147	139	188	187	180
DEFENSE	Wash.	Denv.	Dal.	Minn.	NY-G	K.C.	Balt.	L.V.
POINTS ALLOWED	210	127	146	137	180	203	164	166
OPP FIRST DOWNS	167	120	121	124	147	165	147	150
Rushing	41	34	27	43	43	61	36	48
Passing	114	77	83	70	90	93	99	88
Penalty	12	9	11	11	14	11	12	14
OPP YARDS GAINED	2842	2264	2287	2150	2581	2832	2676	2478
Avg per Game	406.0	323.4	381.2	358.3	368.7	404.6	382.3	354.0
OPP RUSHING(net)	738	695	517	768	879	902	603	919
Avg per Game	105.4	99.3	86.2	128.0	125.6	128.9	86.1	131.3
Rushes	184	170	121	160	199	190	145	201
Yards per Rush	4.0	4.1	4.3	4.8	4.4	4.7	4.2	4.6
OPP PASSING(net)	2104	1569	1770	1382	1702	1930	2073	1559
Avg per Game	300.6	224.1	295.0	230.3	243.1	275.7	296.1	222.7
Passes Att.	277	227	229	204	246	233	267	262
Completed	185	131	150	125	172	158	169	169
Pct Completed	66.8	57.7	65.5	61.3	69.9	67.8	63.3	64.5
Sacked	15	15	11	21	16	8	15	18
Yards Lost	74	85	97	142	95	70	113	97
INTERCEPTED BY	4	4	11	4	6	5	5	4
Yards Returned	28	88	253	95	43	51	0	59
Returned for TD	0	0	3	1	0	1	0	0
OPP PUNT RETURNS	13	9	8	17	12	4	13	14
Avg return	9.8	9.6	6.9	6.8	10.3	6.8	8.2	12.8
OPP KICKOFF RET	8	8	7	6	15	12	16	16
Avg return	22.9	33.5	27.6	19.5	17.1	15.5	17.5	20.4
OPP TOUCHDOWNS	25	15	18	14	21	25	21	20
Rushing	6	6	5	6	6	10	8	8
Passing	19	8	12	7	14	13	12	11
Returns	0	1	1	1	1	2	1	1

WEEK 7 / THROUGH SUNDAY, OCTOBER 24, 2021

OFFENSE	NFL/Avg
GAMES (Won-Lost)	---
FIRST DOWNS	139.1
Rushing	43.1
Passing	83.5
Penalty	12.4
YDS GAINED (tot)	2384.5
Avg per Game	359.9
RUSHING (net)	746.0
Avg per Game	112.6
Rushes	173.2
Yards per Rush	4.3
PASSING (net)	1638.6
Avg per Game	247.3
Passes Att.	233.7
Completed	154.1
Pct Completed	65.9
Yards Gained	1740.5
Sacked	14.8
Yards Lost	102.0
Had intercepted	5.2
Yards Opp Ret	65.3
Opp TDs on Int	0.4
PUNTS	24.8
Avg Yards	46.0
PUNT RETURNS	10.6
Avg Return	8.6
Returned for TD	0.0
KICKOFF RETURNS	12.7
Avg Return	22.0
Returned for TD	0.1
PENALTIES	41.3
Yards Penalized	363.6
FUMBLES BY	7.8
Fumbles Lost	3.3
Opp Fumbles	7.8
Opp Fum Lost	3.3
POSS. TIME (avg)	30:00
TOUCHDOWNS	18.3
Rushing	6.3
Passing	11.3
Returns	0.7
EXTRA POINTS(tot)	93%
Kicks Made/2Pt	57%
FIELD GOALS/FGA	10/12
POINTS SCORED	157.1

DEFENSE	NFL/Avg
POINTS ALLOWED	157.1
OPP FIRST DOWNS	139.1
Rushing	43.1
Passing	83.5
Penalty	12.4
OPP YARDS GAINED	2384.5
Avg per Game	359.9
OPP RUSHING(net)	746.0
Avg per Game	112.6
Rushes	173.2
Yards per Rush	4.3
OPP PASSING(net)	1638.6
Avg per Game	247.3
Passes Att.	233.7
Completed	154.1
Pct Completed	65.9
Sacked	14.8
Yards Lost	102.0
INTERCEPTED BY	5.2
Yards Returned	65.3
Returned for TD	0.4
OPP PUNT RETURNS	10.6
Avg return	8.6
OPP KICKOFF RET	12.7
Avg return	22.0
OPP TOUCHDOWNS	18.3
Rushing	6.3
Passing	11.3
Returns	0.7

WEEK 7 / THROUGH SUNDAY, OCTOBER 24, 2021

AFC / TEAM/OFFENSE RANK

Tm	(A)	(B)	(C)	(D)	(E)	(F)	(G)	(H)	(I)	(J)	(K)	(L)	(M)	(N)	(O)	(P)	(Q)
BAL	2	2	3	4	5	3	7	13	4	14	8t	1	3	7	7	5	3t
BUF	3	6	4	8	4	4	2	1	2	2	14	11	5	16	16	1	3t
CIN	8	1	8	10	6	1	15	11	14	12	3	9	10	4t	8	3	13t
CLE	4	4	1	1	14	6	3	14t	6	7	12	7	9	12	10	8	6
DEN	12	12	9	7	9	12	11	12	10	15	1	6	14	9	6	11	1
HOU	15	15	14	16	16	14	13	10	16	10	8t	12	11	8	5	15	12
IND	9	8	5	6	11	8	1	9	8	13	6t	15	7	6	4	10	10t
JAC	10	7	6	2	10	11	14	3	11	16	5	16	1	3	2	13	16
KC	1	3	7	3	2	5	12	4	1	1	8t	2	6	15	11	4	7t
LV	5	5	12	15	1	2	6	8	9	11	13	10	12	1	1	6	7t
LAC	7	9	11	9	3	9	4	2	5	3	4	13	16	4t	13	9	9
MIA	14	14	15	12	12	15	9	7	12	8	8t	14	13	13	14	14	15
NE	11	10	10	11	7	7	10	6	7	4	2	5	8	14	15	7	2
NYJ	16	16	16	14	15	16	16	16	15	9	15	3	2	2	3	16	13t
PIT	13	13	13	13	8	13	5	5	13	5	16	8	4	10	9	12	5
TEN	6	11	2	5	13	10	8	14t	3	6	6t	4	15	11	12	2	10t

AFC / OPPONENT/DEFENSE RANK

Tm	(A)	(B)	(C)	(D)	(E)	(F)	(G)	(H)	(I)	(J)	(K)	(L)	(M)	(N)	(O)	(P)	(Q)	(R)	(S)
BAL	11	14	2	8	14	13	8	13	8	1	2t	8	2	14	4	7t	5	5	4
BUF	1	1	3	9	1	1	1	5	1	2	1	1	7	8	11	1	14t	1	1
CIN	4	3	4	4	9	3	9	6	5t	7	4	14	8	10	6	3	3	2	5
CLE	2	2	1	1	3	4	12	1	3	14	10t	2	5	15	15	9	8	9	2
DEN	3	6	5	5	5	7	10	7	2	13	5	12	16	16	16	2	2	8	6
HOU	12	13	15	14	10	14	2	8	11	10	10t	5	12	7	13	13t	12	15	15
IND	8	10	9	7	6	11	5	10	5t	4	10t	4	11	2	9	5	14t	6	11
JAC	15	15	10	3	16	16	14	15	12	11	16	11	9	6	12	12	6	13	13
KC	14	16	13	15	13	15	6	16	14	15	15	3	1	12	10	13t	11	11	7
LV	7	4	14	13	4	2	11	4	10	3	9	16	6	3	7	10	10	7	3
LAC	9	9	16	16	2	5	4	3	13	12	2t	10	14	11	14	11	7	10	8
MIA	16	12	11	10	15	12	13	14	15	16	10t	6	4	9	8	16	9	14	14
NE	5	5	7	2	8	8	3	12	7	9	6	9	10	5	1	4	1	3	10
NYJ	13	8	12	6	12	10	16	11	16	6	10t	15	13	1	2	15	13	16	16
PIT	6	7	8	11	7	6	15	2	4	5	7t	7	15	4	3	6	14t	12	12
TEN	10	11	6	12	11	9	7	9	9	8	7t	13	3	13	5	7t	4	4	9

- (A) Total Yards per Game
- (B) Yards per Play
- (C) Rushing Yards per Game
- (D) Rushing Yards per Attempt
- (E) Passing Net Yards per Game
- (F) Passing Net Yards per Play
- (G) Passing, Percent Had Intercepted
- (H) Sacks per Pass Play
- (I) First Downs per Game
- (J) Third Down Efficiency
- (K) Fourth Down Efficiency
- (L) Punt Return Average
- (M) Kickoff Return Average
- (N) Gross Punting Average
- (O) Net Punting Average
- (P) Points per Game
- (Q) Field Goal Percentage
- Combined Offense/Defense Rank
- (R) Points per Game Differential
- (S) Net Yards per Game Differential

WEEK 7 / THROUGH SUNDAY, OCTOBER 24, 2021

NFC / TEAM/OFFENSE RANK

Tm	(A)	(B)	(C)	(D)	(E)	(F)	(G)	(H)	(I)	(J)	(K)	(L)	(M)	(N)	(O)	(P)	(Q)
ARI	4	5	2	8	6	3	11	11	3	5	1	3	15	2	4	3	8t
ATL	6	12	16	16	5	13	5	3	7	4	12t	12	13	14	14	10t	1t
CAR	14	15	11	13	14	15	14	14	8	14	2	6	14	16	16	12t	6
CHI	16	16	3	6	16	16	16	16	15	16	15	9t	3	8	15	16	1t
DAL	1	1	1	1	3	2	7	5	1	3	6t	14	5	5	2	1	8t
DET	13	14	13	10	8	14	9	10	6	12	12t	5	10	1	1	15	4
GB	12	9	10	11	9	8	4	12	10t	7	4t	13	12	6	5	7	12t
LAR	5	2	14	15	2	1	8	1	5	1	4t	9t	16	15	10	4	3
MIN	3	6	4	5	4	6	1	4	4	8t	3	16	6	9	6	6	11
NO	15	13	5	12	15	9	15	13	16	6	6t	1	2	3	3	5	16
NYG	8	11	15	14	7	10	10	7	12	10	10	8	4	11	12	14	5
PHI	10	7	8	2	12	12	6	9	13	8t	14	15	9	12	9	9	10
SF	7	8	6	7	10t	7	12	8	9	15	6t	7	11	10	8	10t	12t
SEA	11	3	9	3	10t	4	3	15	14	13	16	11	7	7	11	8	14
TB	2	4	12	9	1	5	2	2	2	2	11	2	8	13	13	2	15
WAS	9	10	7	4	13	11	13	6	10t	11	6t	4	1	4	7	12t	7

NFC / OPPONENT/DEFENSE RANK

Tm	(A)	(B)	(C)	(D)	(E)	(F)	(G)	(H)	(I)	(J)	(K)	(L)	(M)	(N)	(O)	(P)	(Q)	(R)	(S)
ARI	2	3	8	16	2	1	7	3	2	1	1t	9	9	14	14t	1	2t	1	2
ATL	10	12	7	8	9	12	14	13	12	15	3t	8	15	12	13	15	9	13	9
CAR	1	1	5	12	1	2	12	4	1	3	1t	1	13	10	8	3t	6t	8	7
CHI	6	9	12	10	5	8	11	2	8t	10	7t	16	8	15	12	8	12	14	15
DAL	13	15	3	6	15	15	1	12	5t	6	14	6	14	1	5	9	2t	3	3
DET	14	16	10	5	11	16	10	7	3t	11	16	12	6	13	16	14	6t	16	12
GB	4	6	11	15	4	3	5	5	11	12	7t	10	16	5	4	3t	1	6	8
LAR	12	7	6	13	10	5	4	6	13	13	3t	3	12	7	7	3t	10t	4	6
MIN	8	10	14	14	7	6	9	1	7	2	11t	5	7	9	11	7	14	7	4
NO	7	4	2	1	13	9	2	16	8t	5	11t	15	4	6	2	2	6t	5	14
NYG	11	11	13	11	8	10	8	8	8t	8	15	14	1	4	3	12	13	12	11
PHI	9	5	15	4	6	11	6	14t	14t	14	10	11	10	3	6	13	16	11	10
SF	3	2	9	7	3	4	16	9	5t	4	6	4	2	16	9	10t	5	10	5
SEA	16	13	16	9	14	13	15	14t	16	7	9	7	3	11	10	10t	10t	9	16
TB	5	8	1	2	12	7	3	10	3t	9	3t	2	5	2	1	6	4	2	1
WAS	15	14	4	3	16	14	13	11	14t	16	13	13	11	8	14t	16	15	15	13

- (A) Total Yards per Game
- (B) Yards per Play
- (C) Rushing Yards per Game
- (D) Rushing Yards per Attempt
- (E) Passing Net Yards per Game
- (F) Passing Net Yards per Play
- (G) Passing, Percent Had Intercepted
- (H) Sacks per Pass Play
- (I) First Downs per Game
- (J) Third Down Efficiency
- (K) Fourth Down Efficiency
- (L) Punt Return Average
- (M) Kickoff Return Average
- (N) Gross Punting Average
- (O) Net Punting Average
- (P) Points per Game
- (Q) Field Goal Percentage
- Combined Offense/Defense Rank
- (R) Points per Game Differential
- (S) Net Yards per Game Differential

WEEK 7 / THROUGH SUNDAY, OCTOBER 24, 2021

NFL / TEAM/OFFENSE RANK

Tm	(A)	(B)	(C)	(D)	(E)	(F)	(G)	(H)	(I)	(J)	(K)	(L)	(M)	(N)	(O)	(P)	(Q)
BAL	4	4	4	6	9	6	15	26	6	24	13t	1	5	17	15	9	5t
BUF	6	12	7	14	8	9	5	3	4	2	25t	21	8	30	31	2	5t
CIN	13	3	17	22	12	2	30	24	28	21	4	16	17	11t	16	7	24t
CLE	9	9	1	1	28	13	7	27t	10	14	22	10	14	24	19	13	10
DEN	22	22	18	13	16	25	22	25	22	28	2	7	30	21	14	24	1t
HOU	30	30	30	32	30	27	27	21	32	17	13t	24	19	20	13	31	21t
IND	14	14	9	8	24	16	2	19	17t	22	8t	29	11	16	12	16	16t
JAC	15	13	11	2	19	24	29	9	23	31	6t	32	1	9	4	27	31
KC	3	5	14	5	4	11	26	10	2	1	13t	2	9	29	21	8	12t
LV	10	10	28	31	2	5	13	18	20t	18t	24	17	23	1	2	10	12t
LAC	12	16	25	20	7	17	8t	8	7t	7	5	25	32	11t	24	14	14
MIA	28	28	31	24	25	30	17	16	25	15	13t	26	27	25	26	29	29
NE	16	18	23t	23	14	14	21	13	14	9	3	6	12	26	29	11	4
NYJ	31	31	32	30	29	31	32	30	31	16	29	3	4	7	11	32	24t
PIT	27	26	29	27	15	26	11	11	26	11	31t	13	7	22	17	26	8t
TEN	11	21	3	7	26	21	16	27t	5	12	8t	5	31	23	22	6	16t
ARI	7	8	5	16	11	4	20	20	7t	8	1	9	28	3	6	4	19t
ATL	17	24	27	29	10	23	8t	4	13	6	25t	23	25	28	28	20t	1t
CAR	26	29	20	25	27	29	25	29	15	29	6t	14	26	32	32	22t	15
CHI	32	32	6	12	32	32	31	32	29	32	30	19t	6	11t	30	30	1t
DAL	1	1	2	3	5	3	12	6	1	5	13t	28	13	6	3	1	19t
DET	25	27	22	18	17	28	18	17	12	26	25t	12	21	2	1	28	8t
GB	24	19	19	19	18	15	6	22	17t	13	11t	27	24	8	7	17	24t
LAR	8	2	23t	28	3	1	14	1	11	3	11t	19t	29	31	20	5	7
MIN	5	11	8	11	6	10	1	5	9	18t	8t	31	15	14	8	15	23
NO	29	25	10	21	31	18	28	23	30	10	13t	4	3	4	5	12	32
NYG	19	23	26	26	13	19	19	12	20t	23	21	18	10	18	25	25	11
PHI	21	15	15	4	22	22	10	15	24	18t	28	30	20	19	18	19	21t
SF	18	17	12	15	20t	12	23	14	16	30	13t	15	22	15	10	20t	24t
SEA	23	6	16	9	20t	7	4	31	27	27	31t	22	16	10	23	18	28
TB	2	7	21	17	1	8	3	2	3	4	23	8	18	27	27	3	30
WAS	20	20	13	10	23	20	24	7	17t	25	13t	11	2	5	9	22t	16t

Team/Offense Rank

- (A) Total Yards per Game
- (B) Yards per Play
- (C) Rushing Yards per Game
- (D) Rushing Yards per Attempt
- (E) Passing Net Yards per Game
- (F) Passing Net Yards per Play
- (G) Passing, Percent Had Intercepted
- (H) Sacks per Pass Play
- (I) First Downs per Game
- (J) Third Down Efficiency
- (K) Fourth Down Efficiency
- (L) Punt Return Average
- (M) Kickoff Return Average
- (N) Gross Punting Average
- (O) Net Punting Average
- (P) Points per Game
- (Q) Field Goal Percentage

WEEK 7 / THROUGH SUNDAY, OCTOBER 24, 2021

NFL / OPPONENT/DEFENSE RANK

Tm	(A)	(B)	(C)	(D)	(E)	(F)	(G)	(H)	(I)	(J)	(K)	(L)	(M)	(N)	(O)	(P)	(Q)	(R)	(S)
BAL	24	28	4	13	29	27	18	23	15t	4	7t	15	3	29	8	15t	10	10	8
BUF	1	1	6	14	1	1	1	11	1	5	3	1	15	18	19	2	29t	1	1
CIN	9	4	7	6	17	6	20	12	7t	15	10	29	16	21	12	5	8	5t	9
CLE	2	2	3	2	7	9	26	3	4t	28	23t	3	12	31	31	17	19	16	2
DEN	5	15	8	8	10	16	21	14	2	27	11t	23	32	32	32	3	3t	14	11
HOU	26	27	31	27	18	29	6	15	22	21	23t	11	23	16	22	27t	25t	31	31
IND	15	22	14	12	13t	24	9	18	7t	11	23t	9	21	6	15	11	29t	12	19
JAC	30	31	17	5	31	32	28	30	23	24	32	20	17	14	20	26	11	28	25
KC	28	32	27	28	26	30	14	32	27	30	30	7	1	23	17	27t	22t	20	14
LV	13t	5	28	26	9	3	23	10	21	10	21	31	14	8	13	18	21	13	7
LAC	19	20	32	32	4	10	8	9	25	25	7t	19	25	22	30	22	12t	18	15
MIA	31	26	19	15	30	26	27	29	30	31	23t	12	11	19	14	31	20	30	30
NE	11	11	11	4	16	19	7	21	9	20	15t	18	20	12	1	6	2	8	18
NYJ	27	19	25	10	24t	22	32	19	31	14	23t	30	24	1	2	29	28	32	32
PIT	12	16	12	16	15	15	29	7	6	12	17t	14	27	10	4	12	29t	22	23
TEN	22	24	9	25	23	20	17	17	19t	16	17t	26t	9	25	11	15t	9	9	17
ARI	4	7	18	31	3	2	12	4	4t	1	1t	17	18	27	27t	1	3t	2	4
ATL	18	21	16	19	19	21	25	26	24	29	4t	16	30	24	26	30	16	25	20
CAR	3	3	13	23	2	4	22	5	3	3	1t	2	28	17	18	7t	12t	17	13
CHI	10	14	23	21	8	13	19	2	15t	18	11t	32	13	28	25	14	22t	26	28
DAL	23	29	5	17	28	28	2	25	12t	8	23t	10	29	2	9	19	3t	4	5
DET	25	30	21	11	21	31	16	13	10t	19	31	24	8	26	29	25	12t	29	24
GB	7	10	22	30	6	5	10	6	19t	22	11t	21	31	7	7	7t	1	11	16
LAR	21	12	15	24	20	8	5	8	26	23	4t	5	26	11	16	7t	17t	5t	12
MIN	16	17	26	29	12	11	15	1	14	2	17t	8	10	15	24	13	25t	15	6
NO	13t	8	2	1	24t	14	3	31	15t	7	17t	28	6	9	5	4	12t	7	27
NYG	20	18	24	22	13t	17	13	16	15t	13	29	26t	2	5	6	23	24	24	22
PHI	17	9	29	9	11	18	11	27t	28t	26	15t	22	19	4	10	24	29t	23	21
SF	6	6	20	18	5	7	31	20	12t	6	7t	6	4	30	21	20t	7	21	10
SEA	32	23	30	20	27	23	30	27t	32	9	14	13	5	20	23	20t	17t	19	29
TB	8	13	1	3	22	12	4	22	10t	17	4t	4	7	3	3	10	6	3	3
WAS	29	25	10	7	32	25	24	24	28t	32	22	25	22	13	27t	32	27	27	26

Opponent/Defense Rank

- (A) Total Yards per Game
- (B) Yards per Play
- (C) Rushing Yards per Game
- (D) Rushing Yards per Attempt
- (E) Passing Net Yards per Game
- (F) Passing Net Yards per Play
- (G) Passing, Percent Had Intercepted
- (H) Sacks per Pass Play
- (I) First Downs per Game
- (J) Third Down Efficiency
- (K) Fourth Down Efficiency
- (L) Punt Return Average
- (M) Kickoff Return Average
- (N) Gross Punting Average
- (O) Net Punting Average
- (P) Points per Game
- (Q) Field Goal Percentage
- Combined Offense/Defense Rank
- (R) Points per Game Differential
- (S) Net Yards per Game Differential

WEEK 7 / THROUGH SUNDAY, OCTOBER 24, 2021**AFC / TOTAL OFFENSE**

Rank	Team	Total	Rushing	Passing	Total	Rushing	Passing
1)	Kansas City	2935	827	2108	419.3	118.1	301.1
2)	Baltimore	2923	1046	1877	417.6	149.4	268.1
3)	Buffalo	2469	784	1685	411.5	130.7	280.8
4)	Cleveland	2754	1193	1561	393.4	170.4	223.0
5)	Las Vegas	2753	598	2155	393.3	85.4	307.9
6)	Tennessee	2677	1088	1589	382.4	155.4	227.0
7)	L.A. Chargers	2265	568	1697	377.5	94.7	282.8
8)	Cincinnati	2587	748	1839	369.6	106.9	262.7
9)	Indianapolis	2500	893	1607	357.1	127.6	229.6
10)	Jacksonville	2136	731	1405	356.0	121.8	234.2
11)	New England	2485	668	1817	355.0	95.4	259.6
12)	Denver	2433	746	1687	347.6	106.6	241.0
13)	Pittsburgh	1943	487	1456	323.8	81.2	242.7
14)	Miami	2153	561	1592	307.6	80.1	227.4
15)	Houston	1926	565	1361	275.1	80.7	194.4
16)	N.Y. Jets	1634	432	1202	272.3	72.0	200.3

AFC / TOTAL DEFENSE

Rank	Team	Total	Rushing	Passing	Total	Rushing	Passing
1)	Buffalo	1621	538	1083	270.2	89.7	180.5
2)	Cleveland	2069	563	1506	295.6	80.4	215.1
3)	Denver	2264	695	1569	323.4	99.3	224.1
4)	Cincinnati	2379	658	1721	339.9	94.0	245.9
5)	New England	2454	739	1715	350.6	105.6	245.0
6)	Pittsburgh	2114	646	1468	352.3	107.7	244.7
7)	Las Vegas	2478	919	1559	354.0	131.3	222.7
8)	Indianapolis	2479	777	1702	354.1	111.0	243.1
9)	L.A. Chargers	2186	975	1211	364.3	162.5	201.8
10)	Tennessee	2638	723	1915	376.9	103.3	273.6
11)	Baltimore	2676	603	2073	382.3	86.1	296.1
12)	Houston	2744	1020	1724	392.0	145.7	246.3
13)	N.Y. Jets	2415	765	1650	402.5	127.5	275.0
14)	Kansas City	2832	902	1930	404.6	128.9	275.7
15)	Jacksonville	2473	686	1787	412.2	114.3	297.8
16)	Miami	2904	824	2080	414.9	117.7	297.1

NFC / TOTAL OFFENSE

Rank	Team	Total	Rushing	Passing	Total	Rushing	Passing
1)	Dallas	2765	986	1779	460.8	164.3	296.5
2)	Tampa Bay	2964	694	2270	423.4	99.1	324.3
3)	Minnesota	2485	767	1718	414.2	127.8	286.3
4)	Arizona	2815	956	1859	402.1	136.6	265.6
5)	L.A. Rams	2780	668	2112	397.1	95.4	301.7
6)	Atlanta	2125	527	1598	354.2	87.8	266.3
7)	San Francisco	2121	721	1400	353.5	120.2	233.3
8)	N.Y. Giants	2466	642	1824	352.3	91.7	260.6
9)	Washington	2447	833	1614	349.6	119.0	230.6
10)	Philadelphia	2434	817	1617	347.7	116.7	231.0
11)	Seattle	2064	664	1400	344.0	110.7	233.3
12)	Green Bay	2365	714	1651	337.9	102.0	235.9
13)	Detroit	2341	688	1653	334.4	98.3	236.1
14)	Carolina	2296	713	1583	328.0	101.9	226.1
15)	New Orleans	1476	629	847	295.2	125.8	169.4
16)	Chicago	1788	917	871	255.4	131.0	124.4

NFC / TOTAL DEFENSE

Rank	Team	Total	Rushing	Passing	Total	Rushing	Passing
1)	Carolina	2152	772	1380	307.4	110.3	197.1
2)	Arizona	2217	810	1407	316.7	115.7	201.0
3)	San Francisco	1944	714	1230	324.0	119.0	205.0
4)	Green Bay	2320	846	1474	331.4	120.9	210.6
5)	Tampa Bay	2325	472	1853	332.1	67.4	264.7
6)	Chicago	2393	855	1538	341.9	122.1	219.7
7)	New Orleans	1770	395	1375	354.0	79.0	275.0
8)	Minnesota	2150	768	1382	358.3	128.0	230.3
9)	Philadelphia	2525	931	1594	360.7	133.0	227.7
10)	Atlanta	2176	673	1503	362.7	112.2	250.5
11)	N.Y. Giants	2581	879	1702	368.7	125.6	243.1
12)	L.A. Rams	2617	783	1834	373.9	111.9	262.0
13)	Dallas	2287	517	1770	381.2	86.2	295.0
14)	Detroit	2681	840	1841	383.0	120.0	263.0
15)	Washington	2842	738	2104	406.0	105.4	300.6
16)	Seattle	2599	845	1754	433.2	140.8	292.3

WEEK 7 / THROUGH SUNDAY, OCTOBER 24, 2021**NFL / TOTAL OFFENSE**

Rank	Team	Total	Rushing	Passing	Total	Rushing	Passing
1)	Dallas	2765	986	1779	460.8	164.3	296.5
2)	Tampa Bay	2964	694	2270	423.4	99.1	324.3
3)	Kansas City	2935	827	2108	419.3	118.1	301.1
4)	Baltimore	2923	1046	1877	417.6	149.4	268.1
5)	Minnesota	2485	767	1718	414.2	127.8	286.3
6)	Buffalo	2469	784	1685	411.5	130.7	280.8
7)	Arizona	2815	956	1859	402.1	136.6	265.6
8)	L.A. Rams	2780	668	2112	397.1	95.4	301.7
9)	Cleveland	2754	1193	1561	393.4	170.4	223.0
10)	Las Vegas	2753	598	2155	393.3	85.4	307.9
11)	Tennessee	2677	1088	1589	382.4	155.4	227.0
12)	L.A. Chargers	2265	568	1697	377.5	94.7	282.8
13)	Cincinnati	2587	748	1839	369.6	106.9	262.7
14)	Indianapolis	2500	893	1607	357.1	127.6	229.6
15)	Jacksonville	2136	731	1405	356.0	121.8	234.2
16)	New England	2485	668	1817	355.0	95.4	259.6
17)	Atlanta	2125	527	1598	354.2	87.8	266.3
18)	San Francisco	2121	721	1400	353.5	120.2	233.3
19)	N.Y. Giants	2466	642	1824	352.3	91.7	260.6
20)	Washington	2447	833	1614	349.6	119.0	230.6
21)	Philadelphia	2434	817	1617	347.7	116.7	231.0
22)	Denver	2433	746	1687	347.6	106.6	241.0
23)	Seattle	2064	664	1400	344.0	110.7	233.3
24)	Green Bay	2365	714	1651	337.9	102.0	235.9
25)	Detroit	2341	688	1653	334.4	98.3	236.1
26)	Carolina	2296	713	1583	328.0	101.9	226.1
27)	Pittsburgh	1943	487	1456	323.8	81.2	242.7
28)	Miami	2153	561	1592	307.6	80.1	227.4
29)	New Orleans	1476	629	847	295.2	125.8	169.4
30)	Houston	1926	565	1361	275.1	80.7	194.4
31)	N.Y. Jets	1634	432	1202	272.3	72.0	200.3
32)	Chicago	1788	917	871	255.4	131.0	124.4

NFL / TOTAL DEFENSE

Rank	Team	Total	Rushing	Passing	Total	Rushing	Passing
1)	Buffalo	1621	538	1083	270.2	89.7	180.5
2)	Cleveland	2069	563	1506	295.6	80.4	215.1
3)	Carolina	2152	772	1380	307.4	110.3	197.1
4)	Arizona	2217	810	1407	316.7	115.7	201.0
5)	Denver	2264	695	1569	323.4	99.3	224.1
6)	San Francisco	1944	714	1230	324.0	119.0	205.0
7)	Green Bay	2320	846	1474	331.4	120.9	210.6
8)	Tampa Bay	2325	472	1853	332.1	67.4	264.7
9)	Cincinnati	2379	658	1721	339.9	94.0	245.9
10)	Chicago	2393	855	1538	341.9	122.1	219.7
11)	New England	2454	739	1715	350.6	105.6	245.0
12)	Pittsburgh	2114	646	1468	352.3	107.7	244.7
13t)	Las Vegas	2478	919	1559	354.0	131.3	222.7
13t)	New Orleans	1770	395	1375	354.0	79.0	275.0
15)	Indianapolis	2479	777	1702	354.1	111.0	243.1
16)	Minnesota	2150	768	1382	358.3	128.0	230.3
17)	Philadelphia	2525	931	1594	360.7	133.0	227.7
18)	Atlanta	2176	673	1503	362.7	112.2	250.5
19)	L.A. Chargers	2186	975	1211	364.3	162.5	201.8
20)	N.Y. Giants	2581	879	1702	368.7	125.6	243.1
21)	L.A. Rams	2617	783	1834	373.9	111.9	262.0
22)	Tennessee	2638	723	1915	376.9	103.3	273.6
23)	Dallas	2287	517	1770	381.2	86.2	295.0
24)	Baltimore	2676	603	2073	382.3	86.1	296.1
25)	Detroit	2681	840	1841	383.0	120.0	263.0
26)	Houston	2744	1020	1724	392.0	145.7	246.3
27)	N.Y. Jets	2415	765	1650	402.5	127.5	275.0
28)	Kansas City	2832	902	1930	404.6	128.9	275.7
29)	Washington	2842	738	2104	406.0	105.4	300.6
30)	Jacksonville	2473	686	1787	412.2	114.3	297.8
31)	Miami	2904	824	2080	414.9	117.7	297.1
32)	Seattle	2599	845	1754	433.2	140.8	292.3

WEEK 7 / THROUGH SUNDAY, OCTOBER 24, 2021

AFC / TAKEAWAYS, GIVEAWAYS

Rank	Team	TAKEAWAYS			GIVEAWAYS			Net Diff
		Int	Fum	Total	Int	Fum	Total	
1)	Buffalo	10	6	16	3	2	5	= +11
2)	Indianapolis	7	9	16	2	5	7	= +9
3)	Las Vegas	4	5	9	5	0	5	= +4
4)	L.A. Chargers	6	3	9	4	2	6	= +3
5)	New England	8	3	11	6	5	11	= 0
6t)	Baltimore	5	2	7	5	3	8	= -1
6t)	Tennessee	5	3	8	5	4	9	= -1
8t)	Cleveland	3	2	5	3	4	7	= -2
8t)	Miami	3	6	9	6	5	11	= -2
8t)	Pittsburgh	2	3	5	4	3	7	= -2
11t)	Cincinnati	5	1	6	8	1	9	= -3
11t)	Denver	4	2	6	6	3	9	= -3
11t)	Houston	7	2	9	7	5	12	= -3
14)	N.Y. Jets	0	4	4	11	1	12	= -8
15t)	Jacksonville	2	0	2	8	4	12	= -10
15t)	Kansas City	5	2	7	9	8	17	= -10
	Totals	76	53	129	92	55	147	= -18

NFC / TAKEAWAYS, GIVEAWAYS

Rank	Team	TAKEAWAYS			GIVEAWAYS			Net Diff
		Int	Fum	Total	Int	Fum	Total	
1)	Arizona	6	8	14	5	1	6	= +8
2t)	Dallas	11	3	14	4	3	7	= +7
2t)	Tampa Bay	10	4	14	3	4	7	= +7
4t)	Green Bay	7	4	11	3	3	6	= +5
4t)	L.A. Rams	10	2	12	5	2	7	= +5
4t)	New Orleans	9	1	10	4	1	5	= +5
7t)	Minnesota	4	3	7	2	3	5	= +2
7t)	Seattle	2	4	6	2	2	4	= +2
9t)	N.Y. Giants	6	3	9	6	3	9	= 0
9t)	Philadelphia	6	1	7	4	3	7	= 0
11)	Chicago	4	4	8	7	3	10	= -2
12t)	Atlanta	3	2	5	4	4	8	= -3
12t)	Detroit	4	3	7	6	4	10	= -3
12t)	Washington	4	4	8	7	4	11	= -3
15)	Carolina	4	2	6	8	3	11	= -5
16)	San Francisco	1	3	4	5	6	11	= -7
	Totals	91	51	142	75	49	124	= +18

NFL / TAKEAWAYS, GIVEAWAYS

Rank	Team	TAKEAWAYS			GIVEAWAYS			Net Diff
		Int	Fum	Total	Int	Fum	Total	
1)	Buffalo	10	6	16	3	2	5	= +11
2)	Indianapolis	7	9	16	2	5	7	= +9
3)	Arizona	6	8	14	5	1	6	= +8
4t)	Dallas	11	3	14	4	3	7	= +7
4t)	Tampa Bay	10	4	14	3	4	7	= +7
6t)	Green Bay	7	4	11	3	3	6	= +5
6t)	L.A. Rams	10	2	12	5	2	7	= +5
6t)	New Orleans	9	1	10	4	1	5	= +5
9)	Las Vegas	4	5	9	5	0	5	= +4
10)	L.A. Chargers	6	3	9	4	2	6	= +3
11t)	Minnesota	4	3	7	2	3	5	= +2
11t)	Seattle	2	4	6	2	2	4	= +2
13t)	New England	8	3	11	6	5	11	= 0
13t)	N.Y. Giants	6	3	9	6	3	9	= 0
13t)	Philadelphia	6	1	7	4	3	7	= 0
16t)	Baltimore	5	2	7	5	3	8	= -1
16t)	Tennessee	5	3	8	5	4	9	= -1
18t)	Cleveland	3	2	5	3	4	7	= -2
18t)	Miami	3	6	9	6	5	11	= -2
18t)	Pittsburgh	2	3	5	4	3	7	= -2
18t)	Chicago	4	4	8	7	3	10	= -2
22t)	Cincinnati	5	1	6	8	1	9	= -3
22t)	Denver	4	2	6	6	3	9	= -3
22t)	Houston	7	2	9	7	5	12	= -3
22t)	Atlanta	3	2	5	4	4	8	= -3
22t)	Detroit	4	3	7	6	4	10	= -3
22t)	Washington	4	4	8	7	4	11	= -3
28)	Carolina	4	2	6	8	3	11	= -5
29)	San Francisco	1	3	4	5	6	11	= -7
30)	N.Y. Jets	0	4	4	11	1	12	= -8
31t)	Jacksonville	2	0	2	8	4	12	= -10
31t)	Kansas City	5	2	7	9	8	17	= -10
	Totals	167	104	271	167	104	271	= 0

WEEK 7 / THROUGH SUNDAY, OCTOBER 24, 2021

AFC / TEAM/OFFENSE INSIDE THE 20

Rank	Team	Poss	Pts	TD	TD%	FG	Score	Score%
1)	Baltimore	22	126	16	72.7	5	21	95.5
2)	Cincinnati	14	80	10	71.4	3	13	92.9
3)	Miami	19	94	12	63.2	3	15	78.9
4)	Kansas City	27	133	17	63.0	5	22	81.5
5)	Jacksonville	16	67	10	62.5	0	10	62.5
6t)	Houston	13	66	8	61.5	4	12	92.3
6t)	L.A. Chargers	26	125	16	61.5	5	21	80.8
6t)	Las Vegas	26	130	16	61.5	7	23	88.5
9)	Tennessee	30	156	18	60.0	10	28	93.3
10)	New England	24	120	14	58.3	8	22	91.7
11)	Pittsburgh	14	71	8	57.1	5	13	92.9
12)	Cleveland	25	115	14	56.0	5	19	76.0
13)	Buffalo	29	148	16	55.2	12	28	96.6
14)	N.Y. Jets	13	65	7	53.8	6	13	100.0
15)	Denver	24	105	12	50.0	7	19	79.2
16)	Indianapolis	26	103	12	46.2	7	19	73.1

AFC / OPPONENTS/DEFENSE INSIDE THE 20

Rank	Team	Poss	Pts	TD	TD%	FG	Score	Score%
1)	Baltimore	20	73	9	45.0	4	13	65.0
2)	Buffalo	17	65	8	47.1	3	11	64.7
3)	Pittsburgh	19	90	9	47.4	9	18	94.7
4)	Tennessee	28	124	14	50.0	9	23	82.1
5)	New England	21	93	11	52.4	6	17	81.0
6)	Cincinnati	20	92	11	55.0	5	16	80.0
7)	N.Y. Jets	27	135	15	55.6	10	25	92.6
8)	Denver	14	64	8	57.1	3	11	78.6
9)	Miami	29	142	17	58.6	8	25	86.2
10)	Houston	27	138	16	59.3	9	25	92.6
11)	Jacksonville	25	135	16	64.0	8	24	96.0
12)	Indianapolis	23	123	15	65.2	6	21	91.3
13)	L.A. Chargers	22	123	15	68.2	6	21	95.5
14)	Cleveland	22	125	16	72.7	5	21	95.5
15)	Kansas City	26	149	19	73.1	6	25	96.2
16)	Las Vegas	18	110	15	83.3	1	16	88.9

NFC / TEAM/OFFENSE INSIDE THE 20

Rank	Team	Poss	Pts	TD	TD%	FG	Score	Score%
1)	New Orleans	14	90	13	92.9	0	13	92.9
2)	San Francisco	14	86	12	85.7	1	13	92.9
3)	Seattle	16	93	12	75.0	3	15	93.8
4)	Philadelphia	24	136	17	70.8	4	21	87.5
5)	Arizona	32	181	22	68.8	9	31	96.9
6)	Minnesota	18	96	12	66.7	5	17	94.4
7)	Tampa Bay	35	179	23	65.7	6	29	82.9
8)	L.A. Rams	31	164	20	64.5	8	28	90.3
9)	Atlanta	21	115	13	61.9	8	21	100.0
10)	Carolina	22	109	13	59.1	6	19	86.4
11)	Chicago	17	85	10	58.8	5	15	88.2
12)	Green Bay	28	129	16	57.1	6	22	78.6
13)	Dallas	25	112	14	56.0	6	20	80.0
14)	Washington	20	85	10	50.0	6	16	80.0
15)	Detroit	21	89	10	47.6	5	15	71.4
16)	N.Y. Giants	20	81	9	45.0	6	15	75.0

NFC / OPPONENTS/DEFENSE INSIDE THE 20

Rank	Team	Poss	Pts	TD	TD%	FG	Score	Score%
1)	New Orleans	14	47	5	35.7	5	10	71.4
2)	L.A. Rams	26	106	11	42.3	9	20	76.9
3)	Seattle	26	123	13	50.0	11	24	92.3
4)	Chicago	27	115	14	51.9	6	20	74.1
5)	Arizona	18	70	10	55.6	1	11	61.1
6)	Washington	29	140	17	58.6	8	25	86.2
7)	Tampa Bay	22	113	13	59.1	7	20	90.9
8)	N.Y. Giants	25	130	16	64.0	6	22	88.0
9)	Atlanta	23	127	16	69.6	5	21	91.3
10)	Dallas	20	108	14	70.0	3	17	85.0
11)	Minnesota	14	82	10	71.4	3	13	92.9
12)	Carolina	18	95	13	72.2	3	16	88.9
13)	San Francisco	22	123	16	72.7	3	19	86.4
14)	Philadelphia	26	143	19	73.1	4	23	88.5
15)	Green Bay	19	109	15	78.9	1	16	84.2
16)	Detroit	19	122	16	84.2	3	19	100.0

WEEK 7 / THROUGH SUNDAY, OCTOBER 24, 2021

NFL / TEAM/OFFENSE INSIDE THE 20

Rank	Team	Poss	Pts	TD	TD%	FG	Score	Score%
1)	New Orleans	14	90	13	92.9	0	13	92.9
2)	San Francisco	14	86	12	85.7	1	13	92.9
3)	Seattle	16	93	12	75.0	3	15	93.8
4)	Baltimore	22	126	16	72.7	5	21	95.5
5)	Cincinnati	14	80	10	71.4	3	13	92.9
6)	Philadelphia	24	136	17	70.8	4	21	87.5
7)	Arizona	32	181	22	68.8	9	31	96.9
8)	Minnesota	18	96	12	66.7	5	17	94.4
9)	Tampa Bay	35	179	23	65.7	6	29	82.9
10)	L.A. Rams	31	164	20	64.5	8	28	90.3
11)	Miami	19	94	12	63.2	3	15	78.9
12)	Kansas City	27	133	17	63.0	5	22	81.5
13)	Jacksonville	16	67	10	62.5	0	10	62.5
14)	Atlanta	21	115	13	61.9	8	21	100.0
15t)	Houston	13	66	8	61.5	4	12	92.3
15t)	L.A. Chargers	26	125	16	61.5	5	21	80.8
15t)	Las Vegas	26	130	16	61.5	7	23	88.5
18)	Tennessee	30	156	18	60.0	10	28	93.3
19)	Carolina	22	109	13	59.1	6	19	86.4
20)	Chicago	17	85	10	58.8	5	15	88.2
21)	New England	24	120	14	58.3	8	22	91.7
22t)	Green Bay	28	129	16	57.1	6	22	78.6
22t)	Pittsburgh	14	71	8	57.1	5	13	92.9
24t)	Cleveland	25	115	14	56.0	5	19	76.0
24t)	Dallas	25	112	14	56.0	6	20	80.0
26)	Buffalo	29	148	16	55.2	12	28	96.6
27)	N.Y. Jets	13	65	7	53.8	6	13	100.0
28t)	Denver	24	105	12	50.0	7	19	79.2
28t)	Washington	20	85	10	50.0	6	16	80.0
30)	Detroit	21	89	10	47.6	5	15	71.4
31)	Indianapolis	26	103	12	46.2	7	19	73.1
32)	N.Y. Giants	20	81	9	45.0	6	15	75.0

NFL / OPPONENTS/DEFENSE INSIDE THE 20

Rank	Team	Poss	Pts	TD	TD%	FG	Score	Score%
1)	New Orleans	14	47	5	35.7	5	10	71.4
2)	L.A. Rams	26	106	11	42.3	9	20	76.9
3)	Baltimore	20	73	9	45.0	4	13	65.0
4)	Buffalo	17	65	8	47.1	3	11	64.7
5)	Pittsburgh	19	90	9	47.4	9	18	94.7
6t)	Seattle	26	123	13	50.0	11	24	92.3
6t)	Tennessee	28	124	14	50.0	9	23	82.1
8)	Chicago	27	115	14	51.9	6	20	74.1
9)	New England	21	93	11	52.4	6	17	81.0
10)	Cincinnati	20	92	11	55.0	5	16	80.0
11t)	Arizona	18	70	10	55.6	1	11	61.1
11t)	N.Y. Jets	27	135	15	55.6	10	25	92.6
13)	Denver	14	64	8	57.1	3	11	78.6
14t)	Miami	29	142	17	58.6	8	25	86.2
14t)	Washington	29	140	17	58.6	8	25	86.2
16)	Tampa Bay	22	113	13	59.1	7	20	90.9
17)	Houston	27	138	16	59.3	9	25	92.6
18t)	Jacksonville	25	135	16	64.0	8	24	96.0
18t)	N.Y. Giants	25	130	16	64.0	6	22	88.0
20)	Indianapolis	23	123	15	65.2	6	21	91.3
21)	L.A. Chargers	22	123	15	68.2	6	21	95.5
22)	Atlanta	23	127	16	69.6	5	21	91.3
23)	Dallas	20	108	14	70.0	3	17	85.0
24)	Minnesota	14	82	10	71.4	3	13	92.9
25)	Carolina	18	95	13	72.2	3	16	88.9
26t)	Cleveland	22	125	16	72.7	5	21	95.5
26t)	San Francisco	22	123	16	72.7	3	19	86.4
28t)	Kansas City	26	149	19	73.1	6	25	96.2
28t)	Philadelphia	26	143	19	73.1	4	23	88.5
30)	Green Bay	19	109	15	78.9	1	16	84.2
31)	Las Vegas	18	110	15	83.3	1	16	88.9
32)	Detroit	19	122	16	84.2	3	19	100.0

WEEK 7 / THROUGH SUNDAY, OCTOBER 24, 2021

AFC / OFFENSE/TEAMS: FIRST DOWNS, THIRD DOWNS, FOURTH DOWNS

Rank	Team	FIRST DOWNS				THIRD DOWNS			FOURTH DOWNS		
		Total	Rush	Pass	Pen	Made	Att	Pct	Made	Att	Pct
1)	Kansas City	187	49	121	17	45	79	57.0	3	6	50.0
2)	Buffalo	146	48	87	11	41	82	50.0	3	8	37.5
3)	Tennessee	167	63	88	16	39	92	42.4	6	10	60.0
4)	Baltimore	163	66	92	5	31	85	36.5	4	8	50.0
5)	L.A. Chargers	138	39	87	12	36	80	45.0	8	12	66.7
6)	Cleveland	156	67	80	9	37	88	42.0	7	16	43.8
7)	New England	147	44	87	16	39	88	44.3	3	4	75.0
8)	Indianapolis	145	57	74	14	33	85	38.8	6	10	60.0
9)	Las Vegas	144	36	94	14	36	90	40.0	4	10	40.0
10)	Denver	141	39	90	12	28	88	31.8	10	13	76.9
11)	Jacksonville	118	42	65	11	21	67	31.3	7	11	63.6
12)	Miami	131	31	89	11	39	93	41.9	6	12	50.0
13)	Pittsburgh	112	25	75	12	34	80	42.5	0	5	0.0
14)	Cincinnati	124	34	82	8	34	87	39.1	7	10	70.0
15)	N.Y. Jets	96	27	59	10	31	76	40.8	2	9	22.2
16)	Houston	100	24	65	11	39	97	40.2	5	10	50.0
	Totals	2215	691	1335	189	563	1357	41.5	81	154	52.6

AFC / DEFENSE/OPPONENTS: FIRST DOWNS, THIRD DOWNS, FOURTH DOWNS

Rank	Team	FIRST DOWNS				THIRD DOWNS			FOURTH DOWNS		
		Total	Rush	Pass	Pen	Made	Att	Pct	Made	Att	Pct
1)	Buffalo	93	25	55	13	24	72	33.3	3	10	30.0
2)	Denver	120	34	77	9	41	91	45.1	3	7	42.9
3)	Cleveland	126	35	75	16	42	93	45.2	6	9	66.7
4)	Pittsburgh	114	36	73	5	30	79	38.0	5	9	55.6
5t)	Cincinnati	138	40	87	11	41	103	39.8	5	13	38.5
5t)	Indianapolis	138	43	90	5	29	77	37.7	4	6	66.7
7)	New England	139	44	84	11	40	96	41.7	6	12	50.0
8)	Baltimore	147	36	99	12	26	80	32.5	3	8	37.5
9)	Tennessee	148	39	92	17	34	85	40.0	5	9	55.6
10)	Las Vegas	150	48	88	14	35	95	36.8	9	16	56.3
11)	Houston	156	58	85	13	32	76	42.1	4	6	66.7
12)	Jacksonville	134	43	82	9	34	78	43.6	6	7	85.7
13)	L.A. Chargers	138	55	68	15	29	66	43.9	3	8	37.5
14)	Kansas City	165	61	93	11	38	78	48.7	6	8	75.0
15)	Miami	168	48	106	14	49	95	51.6	4	6	66.7
16)	N.Y. Jets	148	46	86	16	32	82	39.0	4	6	66.7
	Totals	2222	691	1340	191	556	1346	41.3	76	140	54.3

WEEK 7 / THROUGH SUNDAY, OCTOBER 24, 2021

NFC / OFFENSE/TEAMS: FIRST DOWNS, THIRD DOWNS, FOURTH DOWNS

Rank	Team	FIRST DOWNS				THIRD DOWNS			FOURTH DOWNS		
		Total	Rush	Pass	Pen	Made	Att	Pct	Made	Att	Pct
1)	Dallas	164	51	96	17	35	75	46.7	5	10	50.0
2)	Tampa Bay	182	42	128	12	43	91	47.3	3	7	42.9
3)	Arizona	161	58	91	12	36	81	44.4	5	5	100.0
4)	Minnesota	134	42	84	8	34	85	40.0	3	5	60.0
5)	L.A. Rams	153	39	105	9	38	80	47.5	4	7	57.1
6)	Detroit	151	43	92	16	29	85	34.1	6	16	37.5
7)	Atlanta	129	28	84	17	39	85	45.9	3	8	37.5
8)	Carolina	146	44	85	17	30	95	31.6	7	11	63.6
9)	San Francisco	125	41	69	15	22	70	31.4	5	10	50.0
10t)	Green Bay	145	37	93	15	32	76	42.1	4	7	57.1
10t)	Washington	145	51	77	17	29	84	34.5	7	14	50.0
12)	N.Y. Giants	144	35	93	16	36	93	38.7	5	11	45.5
13)	Philadelphia	137	50	75	12	34	85	40.0	4	12	33.3
14)	Seattle	110	37	64	9	20	61	32.8	0	2	0.0
15)	Chicago	123	54	56	13	25	80	31.3	2	10	20.0
16)	New Orleans	86	37	46	3	25	58	43.1	3	6	50.0
	Totals	2235	689	1338	208	507	1284	39.5	66	141	46.8

NFC / DEFENSE/OPPONENTS: FIRST DOWNS, THIRD DOWNS, FOURTH DOWNS

Rank	Team	FIRST DOWNS				THIRD DOWNS			FOURTH DOWNS		
		Total	Rush	Pass	Pen	Made	Att	Pct	Made	Att	Pct
1)	Carolina	122	43	68	11	28	87	32.2	2	8	25.0
2)	Arizona	126	44	71	11	23	80	28.8	4	16	25.0
3t)	Detroit	141	44	83	14	32	77	41.6	4	5	80.0
3t)	Tampa Bay	141	28	97	16	34	84	40.5	2	6	33.3
5t)	Dallas	121	27	83	11	25	70	35.7	6	9	66.7
5t)	San Francisco	121	44	62	15	25	72	34.7	3	8	37.5
7)	Minnesota	124	43	70	11	21	72	29.2	5	9	55.6
8t)	Chicago	147	49	81	17	35	86	40.7	6	14	42.9
8t)	New Orleans	105	26	65	14	25	71	35.2	5	9	55.6
8t)	N.Y. Giants	147	43	90	14	36	94	38.3	10	14	71.4
11)	Green Bay	148	54	84	10	33	77	42.9	6	14	42.9
12)	Atlanta	136	45	81	10	33	69	47.8	2	6	33.3
13)	L.A. Rams	162	52	100	10	38	88	43.2	5	15	33.3
14t)	Philadelphia	167	59	89	19	39	87	44.8	4	8	50.0
14t)	Washington	167	41	114	12	58	102	56.9	3	5	60.0
16)	Seattle	153	47	95	11	29	79	36.7	4	9	44.4
	Totals	2228	689	1333	206	514	1295	39.7	71	155	45.8

WEEK 7 / THROUGH SUNDAY, OCTOBER 24, 2021

NFL / OFFENSE/TEAMS: FIRST DOWNS, THIRD DOWNS, FOURTH DOWNS

Rank	Team	FIRST DOWNS				THIRD DOWNS			FOURTH DOWNS		
		Total	Rush	Pass	Pen	Made	Att	Pct	Made	Att	Pct
1)	Dallas	164	51	96	17	35	75	46.7	5	10	50.0
2)	Kansas City	187	49	121	17	45	79	57.0	3	6	50.0
3)	Tampa Bay	182	42	128	12	43	91	47.3	3	7	42.9
4)	Buffalo	146	48	87	11	41	82	50.0	3	8	37.5
5)	Tennessee	167	63	88	16	39	92	42.4	6	10	60.0
6)	Baltimore	163	66	92	5	31	85	36.5	4	8	50.0
7t)	L.A. Chargers	138	39	87	12	36	80	45.0	8	12	66.7
7t)	Arizona	161	58	91	12	36	81	44.4	5	5	100.0
9)	Minnesota	134	42	84	8	34	85	40.0	3	5	60.0
10)	Cleveland	156	67	80	9	37	88	42.0	7	16	43.8
11)	L.A. Rams	153	39	105	9	38	80	47.5	4	7	57.1
12)	Detroit	151	43	92	16	29	85	34.1	6	16	37.5
13)	Atlanta	129	28	84	17	39	85	45.9	3	8	37.5
14)	New England	147	44	87	16	39	88	44.3	3	4	75.0
15)	Carolina	146	44	85	17	30	95	31.6	7	11	63.6
16)	San Francisco	125	41	69	15	22	70	31.4	5	10	50.0
17t)	Indianapolis	145	57	74	14	33	85	38.8	6	10	60.0
17t)	Green Bay	145	37	93	15	32	76	42.1	4	7	57.1
17t)	Washington	145	51	77	17	29	84	34.5	7	14	50.0
20t)	Las Vegas	144	36	94	14	36	90	40.0	4	10	40.0
20t)	N.Y. Giants	144	35	93	16	36	93	38.7	5	11	45.5
22)	Denver	141	39	90	12	28	88	31.8	10	13	76.9
23)	Jacksonville	118	42	65	11	21	67	31.3	7	11	63.6
24)	Philadelphia	137	50	75	12	34	85	40.0	4	12	33.3
25)	Miami	131	31	89	11	39	93	41.9	6	12	50.0
26)	Pittsburgh	112	25	75	12	34	80	42.5	0	5	0.0
27)	Seattle	110	37	64	9	20	61	32.8	0	2	0.0
28)	Cincinnati	124	34	82	8	34	87	39.1	7	10	70.0
29)	Chicago	123	54	56	13	25	80	31.3	2	10	20.0
30)	New Orleans	86	37	46	3	25	58	43.1	3	6	50.0
31)	N.Y. Jets	96	27	59	10	31	76	40.8	2	9	22.2
32)	Houston	100	24	65	11	39	97	40.2	5	10	50.0
	Totals	4450	1380	2673	397	1070	2641	40.5	147	295	49.8

NFL / DEFENSE/OPPONENTS: FIRST DOWNS, THIRD DOWNS, FOURTH DOWNS

Rank	Team	FIRST DOWNS				THIRD DOWNS			FOURTH DOWNS		
		Total	Rush	Pass	Pen	Made	Att	Pct	Made	Att	Pct
1)	Buffalo	93	25	55	13	24	72	33.3	3	10	30.0
2)	Denver	120	34	77	9	41	91	45.1	3	7	42.9
3)	Carolina	122	43	68	11	28	87	32.2	2	8	25.0
4t)	Cleveland	126	35	75	16	42	93	45.2	6	9	66.7
4t)	Arizona	126	44	71	11	23	80	28.8	4	16	25.0
6)	Pittsburgh	114	36	73	5	30	79	38.0	5	9	55.6
7t)	Cincinnati	138	40	87	11	41	103	39.8	5	13	38.5
7t)	Indianapolis	138	43	90	5	29	77	37.7	4	6	66.7
9)	New England	139	44	84	11	40	96	41.7	6	12	50.0
10t)	Detroit	141	44	83	14	32	77	41.6	4	5	80.0
10t)	Tampa Bay	141	28	97	16	34	84	40.5	2	6	33.3
12t)	Dallas	121	27	83	11	25	70	35.7	6	9	66.7
12t)	San Francisco	121	44	62	15	25	72	34.7	3	8	37.5
14)	Minnesota	124	43	70	11	21	72	29.2	5	9	55.6
15t)	Baltimore	147	36	99	12	26	80	32.5	3	8	37.5
15t)	Chicago	147	49	81	17	35	86	40.7	6	14	42.9
15t)	New Orleans	105	26	65	14	25	71	35.2	5	9	55.6
15t)	N.Y. Giants	147	43	90	14	36	94	38.3	10	14	71.4
19t)	Tennessee	148	39	92	17	34	85	40.0	5	9	55.6
19t)	Green Bay	148	54	84	10	33	77	42.9	6	14	42.9
21)	Las Vegas	150	48	88	14	35	95	36.8	9	16	56.3
22)	Houston	156	58	85	13	32	76	42.1	4	6	66.7
23)	Jacksonville	134	43	82	9	34	78	43.6	6	7	85.7
24)	Atlanta	136	45	81	10	33	69	47.8	2	6	33.3
25)	L.A. Chargers	138	55	68	15	29	66	43.9	3	8	37.5
26)	L.A. Rams	162	52	100	10	38	88	43.2	5	15	33.3
27)	Kansas City	165	61	93	11	38	78	48.7	6	8	75.0
28t)	Philadelphia	167	59	89	19	39	87	44.8	4	8	50.0
28t)	Washington	167	41	114	12	58	102	56.9	3	5	60.0
30)	Miami	168	48	106	14	49	95	51.6	4	6	66.7
31)	N.Y. Jets	148	46	86	16	32	82	39.0	4	6	66.7
32)	Seattle	153	47	95	11	29	79	36.7	4	9	44.4
	Totals	4450	1380	2673	397	1070	2641	40.5	147	295	49.8

WEEK 7 / THROUGH SUNDAY, OCTOBER 24, 2021**AFC / FIRST-DOWN PLAYS BY TEAMS**

Rank	Team	Yds/Play	Plays	Yards
1)	Buffalo	6.45	189	1219
2)	Baltimore	6.44	222	1430
3)	Cincinnati	6.23	181	1128
4)	Jacksonville	6.17	167	1030
5)	Cleveland	6.15	202	1242
6)	Kansas City	6.08	226	1375
7)	Tennessee	6.06	218	1322
8)	Indianapolis	6.04	198	1196
9)	New England	6.02	200	1203
10)	L.A. Chargers	5.38	175	942
11)	Denver	5.23	193	1009
12)	Las Vegas	5.15	202	1040
13)	Miami	5.09	187	951
14)	N.Y. Jets	5.07	150	761
15)	Houston	4.09	163	667
16)	Pittsburgh	4.02	162	652
	TOTAL	5.66	3035	17167

AFC / FIRST-DOWN PLAYS BY OPPONENTS

Rank	Team	Yds/Play	Plays	Yards
1)	Cleveland	4.64	174	808
2)	Buffalo	4.68	148	693
3)	Las Vegas	4.88	206	1006
4)	N.Y. Jets	5.11	195	996
5)	Denver	5.16	178	919
6)	Pittsburgh	5.34	167	891
7)	New England	5.35	197	1053
8)	Cincinnati	5.59	203	1134
9)	Jacksonville	5.66	174	985
10)	Indianapolis	5.67	194	1100
11)	Miami	5.80	214	1241
12)	Houston	5.87	210	1233
13)	L.A. Chargers	6.07	174	1057
14)	Tennessee	6.23	202	1258
15)	Baltimore	6.50	202	1312
16)	Kansas City	6.96	205	1426
	TOTAL	5.62	3043	17112

NFC / FIRST-DOWN PLAYS BY TEAMS

Rank	Team	Yds/Play	Plays	Yards
1)	Dallas	6.89	197	1357
2)	Tampa Bay	6.18	227	1403
3)	San Francisco	6.05	170	1028
4)	Seattle	5.96	157	935
5)	Philadelphia	5.94	188	1117
6)	Washington	5.92	197	1167
7)	Minnesota	5.75	189	1087
8)	L.A. Rams	5.75	200	1150
9)	N.Y. Giants	5.57	205	1141
10)	Green Bay	5.48	194	1064
11)	New Orleans	5.27	124	654
12)	Arizona	5.24	211	1105
13)	Detroit	5.00	205	1024
14)	Carolina	4.96	212	1052
15)	Atlanta	4.88	172	840
16)	Chicago	4.57	179	818
	TOTAL	5.60	3027	16942

NFC / FIRST-DOWN PLAYS BY OPPONENTS

Rank	Team	Yds/Play	Plays	Yards
1)	Detroit	4.74	192	911
2)	Tampa Bay	4.92	193	950
3)	San Francisco	4.98	169	842
4)	Green Bay	5.14	195	1003
5)	L.A. Rams	5.16	216	1115
6)	Carolina	5.44	188	1023
7)	Philadelphia	5.45	214	1167
8)	Washington	5.49	214	1175
9)	Atlanta	5.63	173	974
10)	Arizona	5.68	182	1034
11)	New Orleans	5.77	146	843
12)	N.Y. Giants	5.89	199	1173
13)	Chicago	6.15	196	1206
14)	Minnesota	6.34	173	1096
15)	Seattle	6.49	203	1318
16)	Dallas	7.03	166	1167
	TOTAL	5.63	3019	16997

WEEK 7 / THROUGH SUNDAY, OCTOBER 24, 2021**NFL / FIRST-DOWN PLAYS BY TEAMS**

Rank	Team	Yds/Play	Plays	Yards
1)	Dallas	6.89	197	1357
2)	Buffalo	6.45	189	1219
3)	Baltimore	6.44	222	1430
4)	Cincinnati	6.23	181	1128
5)	Tampa Bay	6.18	227	1403
6)	Jacksonville	6.17	167	1030
7)	Cleveland	6.15	202	1242
8)	Kansas City	6.08	226	1375
9)	Tennessee	6.06	218	1322
10)	San Francisco	6.05	170	1028
11)	Indianapolis	6.04	198	1196
12)	New England	6.02	200	1203
13)	Seattle	5.96	157	935
14)	Philadelphia	5.94	188	1117
15)	Washington	5.92	197	1167
16)	Minnesota	5.75	189	1087
17)	L.A. Rams	5.75	200	1150
18)	N.Y. Giants	5.57	205	1141
19)	Green Bay	5.48	194	1064
20)	L.A. Chargers	5.38	175	942
21)	New Orleans	5.27	124	654
22)	Arizona	5.24	211	1105
23)	Denver	5.23	193	1009
24)	Las Vegas	5.15	202	1040
25)	Miami	5.09	187	951
26)	N.Y. Jets	5.07	150	761
27)	Detroit	5.00	205	1024
28)	Carolina	4.96	212	1052
29)	Atlanta	4.88	172	840
30)	Chicago	4.57	179	818
31)	Houston	4.09	163	667
32)	Pittsburgh	4.02	162	652
	TOTAL	5.63	6062	34109

NFL / FIRST-DOWN PLAYS BY OPPONENTS

Rank	Team	Yds/Play	Plays	Yards
1)	Cleveland	4.64	174	808
2)	Buffalo	4.68	148	693
3)	Detroit	4.74	192	911
4)	Las Vegas	4.88	206	1006
5)	Tampa Bay	4.92	193	950
6)	San Francisco	4.98	169	842
7)	N.Y. Jets	5.11	195	996
8)	Green Bay	5.14	195	1003
9)	L.A. Rams	5.16	216	1115
10)	Denver	5.16	178	919
11)	Pittsburgh	5.34	167	891
12)	New England	5.35	197	1053
13)	Carolina	5.44	188	1023
14)	Philadelphia	5.45	214	1167
15)	Washington	5.49	214	1175
16)	Cincinnati	5.59	203	1134
17)	Atlanta	5.63	173	974
18)	Jacksonville	5.66	174	985
19)	Indianapolis	5.67	194	1100
20)	Arizona	5.68	182	1034
21)	New Orleans	5.77	146	843
22)	Miami	5.80	214	1241
23)	Houston	5.87	210	1233
24)	N.Y. Giants	5.89	199	1173
25)	L.A. Chargers	6.07	174	1057
26)	Chicago	6.15	196	1206
27)	Tennessee	6.23	202	1258
28)	Minnesota	6.34	173	1096
29)	Seattle	6.49	203	1318
30)	Baltimore	6.50	202	1312
31)	Kansas City	6.96	205	1426
32)	Dallas	7.03	166	1167
	TOTAL	5.63	6062	34109

WEEK 7 / THROUGH SUNDAY, OCTOBER 24, 2021

AFC / KICKOFFS (Receiving Team)

Rank	Team	TotKO	AdjKO	TB	TB%	EZ	EZ%	OB	I20	Avg.Start
1)	Buffalo	24	22	13	59.1	16	66.7	0	3	26.9
2)	Jacksonville	36	36	25	69.4	32	88.9	0	3	26.2
3)	Indianapolis	32	31	18	58.1	21	65.6	1	3	26.0
4)	N.Y. Jets	41	41	23	56.1	28	68.3	1	3	25.8
5)	New England	33	33	20	60.6	22	66.7	2	1	25.6
6)	Baltimore	33	32	24	75.0	27	81.8	0	1	25.4
7)	Cleveland	35	35	23	65.7	29	82.9	0	4	24.5
8)	Miami	42	41	36	87.8	37	88.1	0	2	24.4
9)	Kansas City	42	40	25	62.5	38	90.5	1	5	24.4
10)	Las Vegas	38	35	25	71.4	29	76.3	0	4	24.3
11)	Pittsburgh	32	29	18	62.1	27	84.4	0	5	24.1
12)	Cincinnati	31	29	17	58.6	27	87.1	0	4	23.8
13)	Houston	44	42	22	52.4	32	72.7	1	7	23.8
14)	Tennessee	37	37	20	54.1	22	59.5	0	8	23.3
15)	Denver	28	27	16	59.3	19	67.9	0	5	22.9
16)	L.A. Chargers	30	30	15	50.0	20	66.7	0	10	20.9
	Totals	558	540	340	63.0	426	78.9	6	68	24.5

AFC / KICKOFFS (Kicking Team)

Rank	Team	TotKO	AdjKO	TB	TB%	EZ	EZ%	OB	I20	Avg.Start
1)	Cleveland	35	35	16	45.7	26	74.3	0	10	22.1
2)	Baltimore	40	39	24	61.5	29	72.5	0	4	23.2
3)	Tennessee	42	42	25	59.5	32	76.2	0	8	23.6
4)	Kansas City	38	37	26	70.3	30	78.9	0	7	23.6
5)	Miami	30	29	18	62.1	23	76.7	1	4	23.8
6)	Las Vegas	38	37	22	59.5	28	73.7	0	6	24.0
7)	Jacksonville	23	22	16	72.7	19	82.6	0	2	24.2
8)	Buffalo	42	40	22	55.0	28	66.7	2	6	24.3
9)	Cincinnati	36	35	25	71.4	29	80.6	0	1	24.4
10)	L.A. Chargers	31	31	13	41.9	22	71.0	0	4	24.6
11)	Indianapolis	37	36	16	44.4	19	51.4	0	5	24.9
12)	New England	42	41	20	48.8	26	61.9	3	3	24.9
13)	Houston	25	25	15	60.0	16	64.0	1	2	25.6
14)	N.Y. Jets	21	19	12	63.2	14	66.7	1	0	25.8
15)	Denver	34	33	25	75.8	31	91.2	0	4	26.8
16)	Pittsburgh	29	29	14	48.3	19	65.5	0	2	27.1
	Totals	543	530	309	58.3	391	73.8	8	68	24.5

Note: Average team drive start DOES NOT include onside kicks or kickoffs at the end of a half unless either kickoff is returned for a touchdown. All other kickoffs (returned kickoffs, fair catches, touchback and kickoffs out of bounds) are included. Kickoffs resulting in the kicking team retaining possession are not included.

ADJ KO: Adjusted kickoffs are used to compute the Avg. Team Drive Start.

I20: The number of drives that start inside (not including) the 20 yd line.

WEEK 7 / THROUGH SUNDAY, OCTOBER 24, 2021

NFC / KICKOFFS (Receiving Team)

Rank	Team	TotKO	AdjKO	TB	TB%	EZ	EZ%	OB	I20	Avg.Start
1)	New Orleans	22	22	11	50.0	16	72.7	1	1	26.9
2)	Seattle	34	32	18	56.3	21	61.8	2	4	26.0
3)	Washington	43	43	21	48.8	31	72.1	1	6	25.9
4)	Chicago	36	36	19	52.8	27	75.0	0	3	25.5
5)	Carolina	33	32	23	71.9	26	78.8	1	3	25.1
6)	San Francisco	30	27	11	40.7	14	46.7	0	6	25.1
7)	N.Y. Giants	39	39	25	64.1	32	82.1	0	4	25.0
8)	Tampa Bay	32	32	21	65.6	26	81.3	0	2	24.9
9)	Detroit	41	40	26	65.0	32	78.0	0	1	24.9
10)	Arizona	25	25	19	76.0	20	80.0	0	3	24.4
11)	Atlanta	35	33	17	51.5	25	71.4	0	5	24.3
12)	Green Bay	29	28	18	64.3	19	65.5	0	3	24.3
13)	Philadelphia	38	38	28	73.7	35	92.1	0	4	24.3
14)	Minnesota	31	31	20	64.5	26	83.9	0	6	24.2
15)	Dallas	30	29	22	75.9	26	86.7	0	3	24.0
16)	L.A. Rams	34	32	18	56.3	22	64.7	0	7	23.1
	Totals	532	519	317	61.1	398	76.7	5	61	24.9

NFC / KICKOFFS (Kicking Team)

Rank	Team	TotKO	AdjKO	TB	TB%	EZ	EZ%	OB	I20	Avg.Start
1)	N.Y. Giants	33	32	17	53.1	22	66.7	0	8	22.8
2)	Detroit	31	26	11	42.3	13	41.9	0	9	22.8
3)	Seattle	29	28	8	28.6	18	62.1	0	9	22.8
4)	Chicago	26	26	15	57.7	23	88.5	0	5	22.8
5)	Washington	34	32	24	75.0	30	88.2	0	4	23.6
6)	New Orleans	24	24	19	79.2	21	87.5	0	2	24.0
7)	San Francisco	28	26	18	69.2	20	71.4	0	2	24.5
8)	Minnesota	33	33	27	81.8	31	93.9	0	1	24.5
9)	Philadelphia	33	30	21	70.0	27	81.8	0	4	24.7
10)	Arizona	46	45	39	86.7	42	91.3	0	2	25.0
11)	Dallas	42	42	35	83.3	38	90.5	0	1	25.2
12)	Tampa Bay	45	44	37	84.1	38	84.4	1	1	25.6
13)	L.A. Rams	44	44	25	56.8	33	75.0	2	3	26.1
14)	Carolina	36	36	22	61.1	28	77.8	0	3	26.7
15)	Green Bay	36	35	16	45.7	30	83.3	0	4	26.9
16)	Atlanta	27	26	14	53.8	19	70.4	0	3	28.7
	Totals	547	529	348	65.8	433	81.9	3	61	24.9

Note: Average team drive start DOES NOT include onside kicks or kickoffs at the end of a half unless either kickoff is returned for a touchdown. All other kickoffs (returned kickoffs, fair catches, touchback and kickoffs out of bounds) are included. Kickoffs resulting in the kicking team retaining possession are not included.

ADJ KO: Adjusted kickoffs are used to compute the Avg. Team Drive Start.

I20: The number of drives that start inside (not including) the 20 yd line.

WEEK 7 / THROUGH SUNDAY, OCTOBER 24, 2021**NFL / KICKOFFS (Receiving Team)**

Rank	Team	TotKO	AdjKO	TB	TB%	EZ	EZ%	OB	I20	Avg.Start
1)	Buffalo	24	22	13	59.1	16	66.7	0	3	26.9
1t)	New Orleans	22	22	11	50.0	16	72.7	1	1	26.9
3)	Jacksonville	36	36	25	69.4	32	88.9	0	3	26.2
4)	Indianapolis	32	31	18	58.1	21	65.6	1	3	26.0
5)	Seattle	34	32	18	56.3	21	61.8	2	4	26.0
6)	Washington	43	43	21	48.8	31	72.1	1	6	25.9
7)	N.Y. Jets	41	41	23	56.1	28	68.3	1	3	25.8
8)	New England	33	33	20	60.6	22	66.7	2	1	25.6
9)	Chicago	36	36	19	52.8	27	75.0	0	3	25.5
10)	Baltimore	33	32	24	75.0	27	81.8	0	1	25.4
11)	Carolina	33	32	23	71.9	26	78.8	1	3	25.1
12)	San Francisco	30	27	11	40.7	14	46.7	0	6	25.1
13)	N.Y. Giants	39	39	25	64.1	32	82.1	0	4	25.0
14)	Tampa Bay	32	32	21	65.6	26	81.3	0	2	24.9
15)	Detroit	41	40	26	65.0	32	78.0	0	1	24.9
16)	Cleveland	35	35	23	65.7	29	82.9	0	4	24.5
17)	Miami	42	41	36	87.8	37	88.1	0	2	24.4
18)	Arizona	25	25	19	76.0	20	80.0	0	3	24.4
19)	Kansas City	42	40	25	62.5	38	90.5	1	5	24.4
20)	Las Vegas	38	35	25	71.4	29	76.3	0	4	24.3
21)	Atlanta	35	33	17	51.5	25	71.4	0	5	24.3
22)	Green Bay	29	28	18	64.3	19	65.5	0	3	24.3
23)	Philadelphia	38	38	28	73.7	35	92.1	0	4	24.3
24)	Minnesota	31	31	20	64.5	26	83.9	0	6	24.2
25)	Pittsburgh	32	29	18	62.1	27	84.4	0	5	24.1
26)	Dallas	30	29	22	75.9	26	86.7	0	3	24.0
27)	Cincinnati	31	29	17	58.6	27	87.1	0	4	23.8
28)	Houston	44	42	22	52.4	32	72.7	1	7	23.8
29)	Tennessee	37	37	20	54.1	22	59.5	0	8	23.3
30)	L.A. Rams	34	32	18	56.3	22	64.7	0	7	23.1
31)	Denver	28	27	16	59.3	19	67.9	0	5	22.9
32)	L.A. Chargers	30	30	15	50.0	20	66.7	0	10	20.9
	Totals	1090	1059	657	62.0	824	77.8	11	129	24.7

Note: Average opponent drive start DOES NOT include outside kicks or kickoffs at the end of a half unless either kickoff is returned for a touchdown. All other kickoffs (returned kickoffs, fair catches, touchback and kickoffs out of bounds) are included. Kickoffs resulting in the kicking team retaining possession are not included.

ADJ KO: Adjusted kickoffs are used to compute the Avg. Team Drive Start.

I20: The number of drives that start inside (not including) the 20 yd line.

WEEK 7 / THROUGH SUNDAY, OCTOBER 24, 2021

NFL / KICKOFFS (Kicking Team)

Rank	Team	TotKO	AdjKO	TB	TB%	EZ	EZ%	OB	I20	Avg.Start
1)	Cleveland	35	35	16	45.7	26	74.3	0	10	22.1
2)	N.Y. Giants	33	32	17	53.1	22	66.7	0	8	22.8
3)	Detroit	31	26	11	42.3	13	41.9	0	9	22.8
4)	Seattle	29	28	8	28.6	18	62.1	0	9	22.8
5)	Chicago	26	26	15	57.7	23	88.5	0	5	22.8
6)	Baltimore	40	39	24	61.5	29	72.5	0	4	23.2
7)	Washington	34	32	24	75.0	30	88.2	0	4	23.6
8)	Tennessee	42	42	25	59.5	32	76.2	0	8	23.6
9)	Kansas City	38	37	26	70.3	30	78.9	0	7	23.6
10)	Miami	30	29	18	62.1	23	76.7	1	4	23.8
11)	Las Vegas	38	37	22	59.5	28	73.7	0	6	24.0
12)	New Orleans	24	24	19	79.2	21	87.5	0	2	24.0
13)	Jacksonville	23	22	16	72.7	19	82.6	0	2	24.2
14)	Buffalo	42	40	22	55.0	28	66.7	2	6	24.3
15)	Cincinnati	36	35	25	71.4	29	80.6	0	1	24.4
16)	San Francisco	28	26	18	69.2	20	71.4	0	2	24.5
17)	Minnesota	33	33	27	81.8	31	93.9	0	1	24.5
18)	L.A. Chargers	31	31	13	41.9	22	71.0	0	4	24.6
19)	Philadelphia	33	30	21	70.0	27	81.8	0	4	24.7
20)	Indianapolis	37	36	16	44.4	19	51.4	0	5	24.9
21)	New England	42	41	20	48.8	26	61.9	3	3	24.9
22)	Arizona	46	45	39	86.7	42	91.3	0	2	25.0
23)	Dallas	42	42	35	83.3	38	90.5	0	1	25.2
24)	Houston	25	25	15	60.0	16	64.0	1	2	25.6
25)	Tampa Bay	45	44	37	84.1	38	84.4	1	1	25.6
26)	N.Y. Jets	21	19	12	63.2	14	66.7	1	0	25.8
27)	L.A. Rams	44	44	25	56.8	33	75.0	2	3	26.1
28)	Carolina	36	36	22	61.1	28	77.8	0	3	26.7
29)	Denver	34	33	25	75.8	31	91.2	0	4	26.8
30)	Green Bay	36	35	16	45.7	30	83.3	0	4	26.9
31)	Pittsburgh	29	29	14	48.3	19	65.5	0	2	27.1
32)	Atlanta	27	26	14	53.8	19	70.4	0	3	28.7
	Totals	1090	1059	657	62.0	824	77.8	11	129	24.7

Note: Average team drive start DOES NOT include inside kicks or kickoffs at the end of a half unless either kickoff is returned for a touchdown. All other kickoffs (returned kickoffs, fair catches, touchback and kickoffs out of bounds) are included. Kickoffs resulting in the kicking team retaining possession are not included.

ADJ KO: Adjusted kickoffs are used to compute the Avg. Team Drive Start.

I20: The number of drives that start inside (not including) the 20 yd line.

WEEK 7 / THROUGH SUNDAY, OCTOBER 24, 2021

TEAM RANKINGS

American Football Conference

Offense Defense

	Total	Rush	Pass	Total	Rush	Pass
Balt.	2	3	5	11	2	14
Buff.	3	4	4	*1	3	*1
Cin.	8	8	6	4	4	9
Cleve.	4	*1	14	2	1	3
Denver	12	9	9	3	5	5
Hou.	15	14	16	12	15	10
Ind.	9	5	11	8	9	6
Jax	10	6	10	15	10	16
K.C.	1	7	2	14	13	13
L.V.	5	12	1	7	14	4
L.A.-C	7	11	3	9	16	2
Miami	14	15	12	16	11	15
N.E.	11	10	7	5	7	8
Jets	16	16	15	13	12	12
Pitt.	13	13	8	6	8	7
Tenn.	6	2	13	10	6	11

National Football Conference

Offense Defense

	Total	Rush	Pass	Total	Rush	Pass
Ariz.	4	2	6	2	8	2
Atl.	6	16	5	10	7	9
Car.	14	11	14	1	5	1
Chi.	16	3	16	6	12	5
Dallas	*1	1	3	13	3	15
Det.	13	13	8	14	10	11
G.B.	12	10	9	4	11	4
Rams	5	14	2	12	6	10
Minn.	3	4	4	8	14	7
N.O.	15	5	15	7	2	13
Giants	8	15	7	11	13	8
Phil.	10	8	12	9	15	6
S.F.	7	6	10T	3	9	3
Sea.	11	9	10T	16	16	14
T.B.	2	12	*1	5	*1	12
Wash.	9	7	13	15	4	16

National Football League

Offense Defense

	Total	Rush	Pass	Total	Rush	Pass
Ariz.	7	5	11	4	18	3
Atl.	17	27	10	18	16	19
Balt.	4	4	9	24	4	29
Buff.	6	7	8	*1	6	*1
Car.	26	20	27	3	13	2
Chi.	32	6	32	10	23	8
Cin.	13	17	12	9	7	17
Cleve.	9	*1	28	2	3	7
Dallas	*1	2	5	23	5	28
Denver	22	18	16	5	8	10
Det.	25	22	17	25	21	21
G.B.	24	19	18	7	22	6
Hou.	30	30	30	26	31	18
Ind.	14	9	24	15	14	13T
Jax	15	11	19	30	17	31
K.C.	3	14	4	28	27	26
L.V.	10	28	2	13T	28	9
L.A.-C	12	25	7	19	32	4
Rams	8	23T	3	21	15	20
Miami	28	31	25	31	19	30
Minn.	5	8	6	16	26	12
N.E.	16	23T	14	11	11	16
N.O.	29	10	31	13T	2	24T
Giants	19	26	13	20	24	13T
Jets	31	32	29	27	25	24T
Phil.	21	15	22	17	29	11
Pitt.	27	29	15	12	12	15
S.F.	18	12	20T	6	20	5
Sea.	23	16	20T	32	30	27
T.B.	2	21	*1	8	*1	22
Tenn.	11	3	26	22	9	23
Wash.	20	13	23	29	10	32

T = Tied for position

* = League Leader

WEEK 7 / THROUGH SUNDAY, OCTOBER 24, 2021

Team/Offense Rank (Within League)

BAL	BUF	CIN	CLE	DEN	HOU	IND	JAX	KC	LV	LAC	MIA	NE	NYJ	PIT	TEN		ARI	ATL	CAR	CHI	DAL	DET	GB	LAR	MIN	NO	NYG	PHI	SF	SEA	TB	WAS
4	6	13	9	22	30	14	15	3	10	12	28	16	31	27	11	TYds/G	7	17	26	32	1	25	24	8	5	29	19	21	18	23	2	20
4	12	3	9	22	30	14	13	5	10	16	28	18	31	26	21	TYds/P	8	24	29	32	1	27	19	2	11	25	23	15	17	6	7	20
4	7	17	1	18	30	9	11	14	28	25	31	23t	32	29	3	RYds/G	5	27	20	6	2	22	19	23t	8	10	26	15	12	16	21	13
6	14	22	1	13	32	8	2	5	31	20	24	23	30	27	7	RshAvg	16	29	25	12	3	18	19	28	11	21	26	4	15	9	17	10
9	8	12	28	16	30	24	19	4	2	7	25	14	29	15	26	PsYd/G	11	10	27	32	5	17	18	3	6	31	13	22	20t	20t	1	23
6	9	2	13	25	27	16	24	11	5	17	30	14	31	26	21	PasAvg	4	23	29	32	3	28	15	1	10	18	19	22	12	7	8	20
15	5	30	7	22	27	2	29	26	13	8t	17	21	32	11	16	%HdInt	20	8t	25	31	12	18	6	14	1	28	19	10	23	4	3	24
26	3	24	27t	25	21	19	9	10	18	8	16	13	30	11	27t	Sac/PP	20	4	29	32	6	17	22	1	5	23	12	15	14	31	2	7
6	4	28	10	22	32	17t	23	2	20t	7t	25	14	31	26	5	1D/Gm	7t	13	15	29	1	12	17t	11	9	30	20t	24	16	27	3	17t
24	2	21	14	28	17	22	31	1	18t	7	15	9	16	11	12	3D Eff	8	6	29	32	5	26	13	3	18t	10	23	18t	30	27	4	25
13t	25t	4	22	2	13t	8t	6t	13t	24	5	13t	3	29	31t	8t	4D Eff	1	25t	6t	30	13t	25t	11t	11t	8t	13t	21	28	13t	31t	23	13t
1	21	16	10	7	24	29	32	2	17	25	26	6	3	13	5	PR Avg	9	23	14	19t	28	12	27	19t	31	4	18	30	15	22	8	11
5	8	17	14	30	19	11	1	9	23	32	27	12	4	7	31	KR Avg	28	25	26	6	13	21	24	29	15	3	10	20	22	16	18	2
17	30	11t	24	21	20	16	9	29	1	11t	25	26	7	22	23	GPntAv	3	28	32	11t	6	2	8	31	14	4	18	19	15	10	27	5
15	31	16	19	14	13	12	4	21	2	24	26	29	11	17	22	NPntAv	6	28	32	30	3	1	7	20	8	5	25	18	10	23	27	9
9	2	7	13	24	31	16	27	8	10	14	29	11	32	26	6	Pts/Gm	4	20t	22t	30	1	28	17	5	15	12	25	19	20t	18	3	22t
5t	5t	24t	10	1t	21t	16t	31	12t	12t	14	29	4	24t	8t	16t	FG%	19t	1t	15	1t	19t	8t	24t	7	23	32	11	21t	24t	28	30	16t

Opponent/Defense Rank (Within League)

BAL	BUF	CIN	CLE	DEN	HOU	IND	JAX	KC	LV	LAC	MIA	NE	NYJ	PIT	TEN		ARI	ATL	CAR	CHI	DAL	DET	GB	LAR	MIN	NO	NYG	PHI	SF	SEA	TB	WAS
24	1	9	2	5	26	15	30	28	13t	19	31	11	27	12	22	TYds/G	4	18	3	10	23	25	7	21	16	13t	20	17	6	32	8	29
28	1	4	2	15	27	22	31	32	5	20	26	11	19	16	24	TYds/P	7	21	3	14	29	30	10	12	17	8	18	9	6	23	13	25
4	6	7	3	8	31	14	17	27	28	32	19	11	25	12	9	RYds/G	18	16	13	23	5	21	22	15	26	2	24	29	20	30	1	10
13	14	6	2	8	27	12	5	28	26	32	15	4	10	16	25	RshAvg	31	19	23	21	17	11	30	24	29	1	22	9	18	20	3	7
29	1	17	7	10	18	13t	31	26	9	4	30	16	24t	15	23	PsYd/G	3	19	2	8	28	21	6	20	12	24t	13t	11	5	27	22	32
27	1	6	9	16	29	24	32	30	3	10	26	19	22	15	20	PasAvg	2	21	4	13	28	31	5	8	11	14	17	18	7	23	12	25
18	1	20	26	21	6	9	28	14	23	8	27	7	32	29	17	%HdInt	12	25	22	19	2	16	10	5	15	3	13	11	31	30	4	24
23	11	12	3	14	15	18	30	32	10	9	29	21	19	7	17	Sac/PP	4	26	5	2	25	13	6	8	1	31	16	27t	20	27t	22	24
15t	1	7t	4t	2	22	7t	23	27	21	25	30	9	31	6	19t	1D/Gm	4t	24	3	15t	12t	10t	19t	26	14	15t	15t	28t	12t	32	10t	28t
4	5	15	28	27	21	11	24	30	10	25	31	20	14	12	16	3D Eff	1	29	3	18	8	19	22	23	2	7	13	26	6	9	17	32
7t	3	10	23t	11t	23t	23t	32	30	21	7t	23t	15t	23t	17t	17t	4D Eff	1t	4t	1t	11t	23t	31	11t	4t	17t	17t	29	15t	7t	14	4t	22
15	1	29	3	23	11	9	20	7	31	19	12	18	30	14	26t	PR Avg	17	16	2	32	10	24	21	5	8	28	26t	22	6	13	4	25
3	15	16	12	32	23	21	17	1	14	25	11	20	24	27	9	KR Avg	18	30	28	13	29	8	31	26	10	6	2	19	4	5	7	22
29	18	21	31	32	16	6	14	23	8	22	19	12	1	10	25	GPntAv	27	24	17	28	2	26	7	11	15	9	5	4	30	20	3	13
8	19	12	31	32	22	15	20	17	13	30	14	1	2	4	11	NPntAv	27t	26	18	25	9	29	7	16	24	5	6	10	21	23	3	27t
15t	2	5	17	3	27t	11	26	27t	18	22	31	6	29	12	15t	Pts/Gm	1	30	7t	14	19	25	7t	7t	13	4	23	24	20t	20t	10	32
10	29t	8	19	3t	25t	29t	11	22t	21	12t	20	2	28	29t	9	FG%	3t	16	12t	22t	3t	12t	1	17t	25t	12t	24	29t	7	17t	6	27



TENNESSEE
TITANS

FEATURE CLIPS

AMY ADAMS STRUNK

AMY ADAMS STRUNK BROUGHT HER FATHER'S TEAM BACK TO LIFE

BY BRUCE SCHOENFELD
ESPN W
NOVEMBER 5, 2018

SHE'S STUCK IN traffic, a side effect of the explosive growth that makes Nashville, Tennessee, an enticing place to own an NFL team. By the time Amy Adams Strunk arrives at Nissan Stadium, it's only an hour before kickoff, so she heads straight to the field.

Right away, it starts. "Miss Amy!"

A ruddy-complexioned man in his 30s, wearing a deep blue Tennessee Titans jersey and a lanyard around his neck, is waving like a traffic cop. One of several dozen season-ticket holders randomly chosen to spend the pregame on the Titans' sideline, he has spotted his team's owner and can't help shouting. It's like he already knew her, he'll say.

That's later, after the selfie with her arm around him and the embrace she gives his wife, two devoted Titans fans she'd never met. From there, she's on to another couple, and a 6-year-old boy she bends down to talk with eye to eye. "We love you," the wife says.

There's a man in the front row of the stands holding a sign claiming he has come all the way from France. She strides over to find out more. "Bonjour," she says. He looks at her with a quizzical expression, like, "Why is this woman talking to me?"

"That's the owner," someone tells him.

His eyes get wide. "Of the team?"

She's at the Titans' bench, visiting with Mike Vrabel, her head coach, when someone on the field shouts her name. It's kicker Ryan Succop, standing at the 50. When Succop pulls her close for a bear hug, she disappears for a moment.

From there, Adams Strunk walks toward the sideline to greet the Glazer brothers, Joel and Bryan. They own the Tampa Bay Buccaneers, Tennessee's opponent on this August evening. And it seems that, like most NFL owners, they don't know quite what to make of her.

Really, who can blame them? Owners typically make a fortune, then buy a team. Or else they put in years working in football as the family business, which it has been across generations for Rooneys and Bidwills, Maras and McCaskeys, Browns and DeBartolos, and lately Irsays and Krafts and, indeed, Glazers.

Adams Strunk, instead, spent her early professional years as the owner of a few car dealerships and some oil interests that her father, former owner Bud Adams, had given her. She has a passion for horses and she's quite a tennis player. She has raised two girls and a boy, who seem like admirable people. But she hadn't worked a day in the sport when she gained control of the Titans in 2015.

"They look at me," says Adams Strunk, now 63, "and they're probably thinking, 'What does she know? She doesn't know anything. She doesn't have a business degree. She hasn't been in football. How is she going to make a go of this? We want our partners to have a certain background, and she definitely doesn't have it.'" She pauses. "I mean, I get that."

Unlike the Glazers, who apprenticed under their father, Malcolm, and inherited the Bucs when he died, Adams Strunk wrested control of this \$2 billion franchise from her sister and brother-in-law because she was determined that it be run well. She did it because she felt obliged to protect the memory of Bud Adams -- even though he hadn't wanted her anywhere near his football team. Since then, the Titans have improved dramatically. From 2-14, they came within a game of the AFC Championship Game last

season. Their ties to Nashville today run deeper than they ever have.

In just three years, Amy Adams Strunk rescued her father's legacy. And she did it by taking almost everything she watched him do as an owner and turning it upside down.

BUD ADAMS ISN'T in the Pro Football Hall of Fame, but he ought to be. When Lamar Hunt couldn't entice anyone to sell him an NFL team and instead started a competing league, Adams was his first call. "I'm in," said Adams, who was in the process of getting rich in oil. That was the AFL, which opened for business in 1960.

Before his Houston Oilers played a game, Adams wooed Billy Cannon, the reigning Heisman Trophy winner and best-known football player in America. After dinner at the family home, Adams sent his wife and three children to bed and got down to bidness. Pouring a drink, he asked Cannon what could convince him to spurn the NFL. "That sure is a nice car out there in the driveway," the halfback drawled. He meant the white Cadillac convertible Bud had given wife Nancy for her birthday just a few days before.

Sure enough, when Nancy came down in the morning to drive the kids to school, the car had vanished. "Billy wanted it," Adams shrugged, displaying in three words both his determination to succeed and his valuation of a woman's worth in the world.

Cannon was named MVP in each of the first two AFL title games. The Oilers, not incidentally, won both.

Those were the only championships they ever won. But the franchise grew exponentially, from a shoestring startup to a valuation of hundreds of millions of dollars. "Amy's daddy was a role model and a wannabe of mine, not just a great owner but a great businessman," says Jerry Jones of the Dallas Cowboys, who used to linger in the hallways outside AFL meetings, hoping to get a word with Adams.

AMY ADAMS STRUNK

Adams ran his franchise like a quarterback runs a huddle. He demanded to make every decision, not just whom to draft but whether to repair the fax machine. That level of control applied even to his son and heir apparent, Kenneth III. As for his two daughters, he wouldn't let them work for the team. "He thought that women were unable to reach a serious understanding of the game," says Steve Underwood, who worked under Adams as a lawyer and team executive for more than three decades. There was a reason, Adams believed, that every general manager in the NFL was a man. "Women could never be capable of understanding things like sizing up men to be head coaches," is how Underwood characterizes Adams' thinking. "How could a woman possibly be capable of that?"

That was fine with Amy. "I never saw myself in football," she says, sitting in her office under an oil painting of former Oilers quarterback Dan Pastorini. "It wasn't the life I wanted. My dad could be very charming, and there were times he was a great father. But he was very hard. He wouldn't have brought me along, 'Someday I want you to run the team.' Nooooo. It would have been about control."

As the years passed, Adams found ways to thwart his son's progress. Ken yearned for his approval, but Adams mistrusted most those he knew best. Amy and her sister, Susie, would get on the phone and commiserate. "We'd say, 'Poor Ken.' We were just glad it wasn't us."

Still, Amy wasn't prepared for the call one June morning in 1987. Ken's wife had come through their garage door with the couple's 3-year-old and 7-month-old children and the dog. She found her husband, then 29, in a puddle of blood, a gun beside him. "He was crushed by the pressure," Amy says.

Ken's suicide hit her hard. She plunged into depression, talking about her brother every day for years, obsessing over whether she

should have seen the signs. In 1990, she and her husband divorced.

Bud reacted differently. "He shut down," Amy says. "And after Ken died, his obsession with control ramped up."

Amy stepped away. Years passed. She met and married a cattle breeder named Tim Strunk, and gave her daughter and son a half-sister. Life seemed idyllic with Tim and the little ones until the morning in 1997 when he left to take a load of cattle to auction. He was struck by an 18-wheeler three miles from home and died at the scene.

This time, family sustained her. Her sister closed ranks. Her parents did what they could. And she found solace in football, losing herself in the passion of her team. "I was Superfan," she says.

But that was changing, too.

BY 1997, BUD ADAMS had abandoned Houston's decrepit Astrodome and moved the Oilers to Nashville. In his mind, though, the Titans remained the Oilers, with different uniforms and a new stadium just a quick flight away. He made no effort to meet fans or connect with the city. "He didn't want to spend his time doing that," Underwood says. "In his mind, he had people to do that."

That was fine while the Titans were winning. But as their fortunes faded following the Super Bowl season of 1999, what had never been a torrid love affair became a marriage of convenience. As Adams grew older, and then old, he became detached. By the time he died in 2013, the Titans were in disarray. "The team was a mess," Amy says. "My dad's later years, things kind of fell off the wagon."

The Titans hadn't won a playoff game in a decade. The facilities, once state-of-the-art, were showing wear. "Nobody knew what was going on," recalls Phil Bredesen, who helped bring the team to Nashville as the city's mayor and later served as Tennessee's

governor. "There was just a sense of lots of stuff not getting done. The details of that don't leak out, but the effects of it do."

Worse, perhaps, the franchise had lost relevance. Folksy Nashville, with its spicy fried chicken and throwback Grand Ole Opry, had grown into one of America's most enticing destinations. The Predators were the hot ticket, along with the country acts that played Broadway each night. Conventioneers congregated. Tourism numbers soared. The Titans seemed shabby, dated, a vestige of the previous generation. "You'd see more Vols shirts than Titans shirts at Titans games," insists Nathan Followill, drummer for the Nashville-based band Kings of Leon and a season-ticket holder, referencing the state university's Tennessee Volunteers.

"When you have so many years of going downhill, it becomes less and less important to people," Underwood explains. "Amy saw that. She wanted to change direction."

But Amy wasn't in charge. Tommy Smith, Susie's husband, had worked for the team for years. Long before he died in October 2013, Adams had created a trust that allocated a third of his assets to Susie, a third to Amy, a third to his late son's family. Tommy would run the team with the others as silent partners. "We were all on board with it," says Kenneth Adams IV, Ken's son, who also had started working for the Titans.

Following in his father-in-law's footsteps, Tommy was Bud Lite. Ownership meant absolute control. As the losses accumulated during that 2014 season, Amy made suggestions. When they were rebuffed without consideration, she started to wonder if there might be a better way. "We weren't working it out as a family," she says. "It was just another dictatorship."

The team finished 2-14, the worst record in Titans history. "This was our chance to start fixing everything that had gone wrong during my father's last years," Amy says.

AMY ADAMS STRUNK

"Tommy wasn't doing that." The NFL is a league of constant adaptation, she believes. The Titans hadn't adapted. "The offenses, the defenses, the business part of it," she says. "If it ain't broke, sure, don't fix it. But if it is broke, you better get in there and figure out what to do."

That winter, Amy spent New Year's Eve at the family ranch in central Texas. Late at night, over a glass of wine that wasn't her first, she asked Barclay Adams, Kenneth IV's brother, if their family was satisfied with the way the team was being run. Barclay hesitated, and Amy wondered what she'd gotten herself into. Then Barclay said, "No, we aren't."

"Then we need to talk," Amy told him.

It turned out Kenneth had been having similar conversations with Tommy, with similar results. "We didn't see an end in sight," Kenneth says now. "'You going to move off from that coach?' 'No, I'm good with him.' 'You going to move off from that GM?' 'No, we're good.'"

"I don't want this to be a mark on our names," Amy told him. Kenneth agreed. Together, they expressed their concern to Tommy and Susie. They asked if someone from one of the other two families could have a seat at the table. "We were talking for a month or six weeks," Amy says. "I was still hopeful that Susie, as controlling owner, would come around. If it's truly a family operation, why did the other two-thirds have no say? All the power had coalesced right there in Tommy and Susie. And that was proving not to be a good thing."

Together, Amy and Kenneth knew, their shares constituted a majority. "But I don't think it ever dawned on them," Amy says of Tommy and Susie. "It never occurred to them that we were unhappy enough to do anything. Or that I had a willingness to try to make it happen if they wouldn't."

By March, Amy and Kenneth had had enough. They decided to oust

Tommy as president. "I felt bad," Amy says. "But we'd given him 18 months. He'd had his opportunity." In a statement on the Titans' website, Tommy announced that he was leaving as president and CEO because juggling his family and professional duties had proved too difficult. Then he and Susie disappeared from sight.

Underwood was summoned out of retirement to run the team as president and CEO. And Amy went to work.

"YOU HAVE TO bring them along slowly," Adams Strunk explains. She's crouched in the dirt, dragging a metal bar just far enough from a jump so a horse can gauge where he needs to land. Moments later, here comes Rowan, who weighs as much as three linemen combined. He approaches the barricade and canters over. "That's g-o-o-o-d," she enthuses.

She'd returned home to Houston after college (a year at Pine Manor near Boston, the rest at the University of Texas in Austin) and worked as a travel agent. Soon enough, she abandoned city living for a 4,000-acre family ranch off a two-lane road on the edge of Harris County. She started training riders and grooming horses. Bud and Nancy told everyone she'd be back in a month. She's still there, except when she isn't. Lately that means extended time in Nashville, where she now owns a home with her husband, a retired airline pilot.

Horses and football have been the threads running through her life. She has ridden since childhood, competing until she fell off once too often. "At my age," Adams Strunk says, "you don't want to be doing that." She made businesses out of breeding and raising horses, stabling, even staging fox hunts in the wild. It wasn't running a major corporation or a hedge fund, but there were lessons to be learned there in the dirt. "When you do horses, at whatever level, you have an ownership view," says Debbie Phillips, the widow of the former Oilers coach Bum Phillips, who met

Adams Strunk while training cutting horses in the 1980s. "Bum was always surprised at how well I could assess the talent on the field. Amy does exactly the same thing. She has that ownership eye."

"I can't go back on my business experience like some owners -- you know, I've done it this way in the past," Adams Strunk says, sitting with a glass of water at a wood-block island the size of a flatbed truck in her kitchen. "But I can go back on my personal experience. Maybe it's a wild, crazy horse, and you just learn that if you work it enough, he'll come around. Whatever. What happened was, over all those years, I became confident that if something needed to be done, I could do it. I'm not afraid to make hard decisions."

It didn't take long before she needed to. When the Titans started poorly in 2015, she fired head coach Ken Whisenhunt and replaced him with assistant Mike Mularkey. "The offense was a great offense for Philip Rivers, but we just didn't have the players to make it work," she says. It wasn't the losing as much as the need to keep franchise QB Marcus Mariota ambulatory. "I approach things practically," she says. "And the practical part of this was, in that offense, Marcus was likely to get hurt."

She knew the firing might define her as an owner into the future. "If it doesn't work out," she said to herself, "this will be on you forever." Underwood cautioned against it. "You make a change like that in the middle of the season," he'd said, "most of the time it doesn't work out well." But she had spent her life watching football, and she understood what she was watching. "I just knew somehow," she says, "that it was the right thing to do."

After that 2015 season, Adams Strunk fired GM Ruston Webster. Around the league, it was assumed that she'd use a recruiting firm or consultant to find a replacement, a practice that has become common. Instead, Underwood and Kenneth Adams helped her compile a list of

AMY ADAMS STRUNK

possibilities. Then she researched them online.

Jon Robinson had run college scouting for the New England Patriots. He seemed unconventional, especially when he sat down to a vegan lunch during his interview. He wasn't yet 40. And he was the most candid of the candidates, insisting that minor tweaks would not reverse the decline. "The system's broken," he said. "That's the reason you're not winning. It's broke and you need to fix it."

It was what Adams Strunk longed to hear. "Everything he was saying, Kenneth and I already knew," she says. "Now here was someone who wasn't afraid to say it. By the time he left the interview, I just knew that he was our guy."

Less than a year into her first job in football, she'd fired and hired both a coach and a GM. She wasn't sure why, but the path forward seemed clear. "I'm a big believer in osmosis," Jerry Jones explains. "If you're around an activity for as long as Amy has been, you're soaking it up. You develop instincts. That's what I see in Amy. I can tell from her logic, the way she approaches problems. She knows what she's doing."

IN TWO YEARS, Robinson ran off two-thirds of the team. The Titans improved to 9-7 in 2016, then repeated that last season. They won their playoff game at Kansas City in miraculous fashion 22-21.

That showed how far they'd come. Getting steamrolled by the Patriots the next week showed how far they had to go. It made another hard decision that much easier. "I just thought we'd reached the ceiling," says Adams Strunk, who fired Mularkey a week after the Titans' season ended. "In Nashville, people understood. Outside, it was probably like, 'She's nuts.'"

Change is the theme whenever a new coach is hired, but players often remain dubious. "If they walk into the same building," Robinson

says, "if they sit down at the same locker and everything looks the same, they look around at each other and they're like, 'What's changed?'"

The Titans arrived at their training facility this summer and found new blue uniforms in their lockers. After years of wear, the turf beneath the practice bubble had been replaced. So had the bubble itself. The locker room had been reconfigured so the entire team can see each other. "When you walk in the building now, it resonates," Robinson says. "These ain't the same old Titans. It was very cool of her to write that check."

They ain't the same old Titans because Adams Strunk isn't the same owner. "I worked with her dad for many, many years in the league," says Amy Trask, the former Oakland Raiders CEO. "Amy's style is clearly different." Bud Adams had no problem signing players to huge contracts, but considered upgrading facilities a needless expense. If a building was two decades old, well, he figured it ought to last another eight. "That's not me," Adams Strunk says. "We needed to come out of the dark ages and adapt to how things work now."

The players noticed. "Actions speak louder than words," says Taylor Lewan, the left tackle. "She put vents in here so our pads cool down and don't get all gross and moldy. It shows that she really cares." Lewan was sure that once he reached the pros, he'd be little more than a number. "I'd already felt that in college," he says. "For her to come in and be excited to see me, to give me a hug when I'm all sweaty in my pads, it does something," he says.

But who'd guess that such warmth might pay off in tangible terms? A week into training camp, Lewan signed an \$80 million contract, the largest ever for an offensive lineman. He could have cashed in most anywhere, but he decided to stay because he felt wanted. "It was the way Amy talks with my wife when she sees her," he says one afternoon after a weight-room session. "The way she takes time to

show that she cares about me as a person. Every time she sees me, she'll ask, 'How's Taylin? How's Wynne?' our daughter."

He pauses and looks around the locker room. "The new facilities are great and all," he says. "But I'm a physical guy. I love to show affection. So she's the perfect owner for me."

And also, it appears, for Nashville, which appreciates connecting with an owner more than a larger market might. With the help of Adams Strunk's outreach, the Titans are hot again. A crowd of more than 30,000 attended the downtown party unveiling the new uniforms, a remarkable turnout that led the NFL to award the city its 2019 draft. For the first time, fans say, their hometown team is truly theirs.

None of it will mean much, Adams Strunk knows, if the team can't contend. "I'm warm, I like to show people how I feel, that's who I am," she says. "But I also have no problem doing whatever it takes to win. That is definitely my priority." For guidance, she consults with her inner circle: Kenneth Adams, Underwood and, increasingly, Robinson. Then she'll go outside it and hear as many relevant perspectives as she can get.

The options will be weighed by a committee of one. In that sense, at least, she is her father's daughter.

"The final decision," she says, "is mine."

###

AMY ADAMS STRUNK

TITANS OWNER AMY ADAMS STRUNK NAMED TENNESSEAN OF THE YEAR BY TENNESSEE SPORTS HALL OF FAME

*BY ERIK BACHARACH
THE TENNESSEAN
FEBRUARY 22, 2019*

The 2019 NFL draft is coming to Nashville in about two months, a landmark event for the city that will make it the center of the football world for a week in April.

And at the center of making of it happen was Amy Adams Strunk.

Strunk on Friday was selected as the 2019 Tennessean of the Year by the Tennessee Sports Hall of Fame, not just for her efforts in bringing the draft to Nashville but for reinvigorating the Titans franchise and her contributions to the sports community since becoming the controlling owner in 2015.

Titans general manager Jon Robinson called Strunk "the most pivotal piece in the franchise and turning it around." The Titans are fresh off a third-straight winning season for the first time in franchise history.

"Her vision for the uniform change and the unveiling for that downtown (last April, an event that drew as many as 20,000), I think that was really a tipping point to get the draft here," Robinson said. "She was the key piece in getting the draft here to Nashville, which is going to be huge for our city, huge for our state, not just on a national level but really a global level. It's great. She's extremely passionate about Nashville and Tennessee and wants nothing but for the city to succeed, the state to succeed and our football team to succeed."

Nashville Tourism Commissioner Mark Ezell made the announcement at Friday's 2019 NFL Draft luncheon at Saint Thomas Sports Park. Strunk will be formally presented the award at the Hall of Fame's annual induction on June 15

at the Omni Hotel in downtown Nashville. Hall of Fame inductees will be announced in March.

"Amy Adams Strunk sealed her place in the hearts of Titans fans, not only because of her incredible contributions to the sport, but because of her equal and unrivaled passion and commitment to the state," said John E. Simmonds, president of the Tennessee Sports Hall of Fame, in a release. "I can't think of anyone more deserving to represent the Tennessee sports community."

Previous winners of the TSHF's Tennessean of the Year award — which is not bestowed every year — include Pat Summitt (1988 and 2012), Vince Gill (1995), James A. "Jim" Haslam (2006), James Franklin (2013), and, most recently, the Nashville Predators.

Previous winners of the Tennessean of the Year award:

2018: Nashville Predators

2016: Peyton Manning

2014: Todd Helton

2013: James Franklin

2012: Pat Summitt

2011: Kenny Chesney, Ryland Hoskins.

2007: Hank Williams, Jr.

2006: James A. "Jim" Haslam II

2005: Tennessee Olympians.

2004: Avron Fogelman

2003: Gaylord Entertainment Company

2002: 101st Airborne Division (Air Assault) Major General Richard A. Cody. Commanding.

2001: Tennessee Olympians

2000: Doug Dickey

1999: Phillip Fulmer

1998: Peyton Manning

1997: Phillip Bredesen

1996: Don Sundquist

1995: Vince Gill

1994: Albert Gore, Jr.

1993: Cybill Shepherd

1992: John Seigenthaler

1991: Johnny Majors

1990: Ned Ray McWherter

1989: Roy Acuff

1988: Pat Summitt

1987: Stanley Cohen

1986: Lamar Alexander

1985: Tennessee Olympians

1984: Conway Twitty

1983: Jake F. Butcher

1982: Barbara Mandrell

###

OLA ADENIYI

"MY MOM IS MY HERO": TITANS LB OLA ADENIYI CREDITS HIS MOTHER FOR LIFE-CHANGING SACRIFICES, AND LESSONS LEARNED

**BY JIM WYATT
TENNESSEE TITANS
MAY 7, 2021**

NASHVILLE – When Olasunkanmi "Ola" Adeniyi made it to the NFL, his first thought wasn't to reward himself with shiny cars and jewelry.

His road to the NFL, which started on playgrounds in Nigeria, wasn't an easy one.

But Adeniyi, a linebacker who joined the Titans earlier this offseason, knew it was his mother who did the hard work.

And every day of his life, especially on Mother's Day weekend, Adeniyi can't help but think of how she changed his life by the sacrifices she made for her family. So he wants to reward her any time he gets a chance, and he's done so.

"At school, when the teacher says: Write about your hero," Adeniyi said. "Well, I am not writing about Superman. I am not writing about Batman. I am writing about my mom. My mom is my hero. To do what my mom has done for me and my brother, especially coming from a third world country, that is no easy task.

"Without her, I wouldn't have made it to where I am today. Not even close."

Adeniyi, headed into his fourth NFL season, signed with the Titans in March after playing the previous three seasons with the Pittsburgh Steelers. In Pittsburgh, Adeniyi played in 32 games, with one start. He's tallied 10 tackles, 14 special teams stop and three forced fumbles during his career.

At his new home in Tennessee, Adeniyi hopes to take an even bigger step in helping the Titans.

He's excited about his new opportunity.

And he's forever thankful for having a mother who helped change his life.

Born in Nigeria, Ola Adeniyi was around six years old when his mother, Esther, traveled to the United States in an effort to create a better life for her two boys. After spending time in the active military in Nigeria, she found work. She ultimately began a career in nursing, in Houston. Ola and his older brother stayed with a family member in Nigeria until their mother could create a stable home for the entire family in the U.S.

A few years later, the boys rejoined their her.

Ola, around eight years old at the time, remember his mom working long hours to provide for the boys while raising them by herself. It continued for years and years, and to this day she's still a nurse at Kindred Hospital Houston Medical Center.

"My mom," Adeniyi said, "she has always been that tough worker. She'd go to hell and back for me and my brother, just to make sure we were happy. She wanted to do everything she could to make our life better. It was hard on her I know, but she never showed it."

Esther was also a disciplinarian who wanted her sons to focus on academics, not athletics.

In fact, Adeniyi wasn't allowed to play football when he was in middle school, or in his early years in high school. It wasn't until his junior year in high school when his mother finally agreed to let him play – as long as he'd sign a contract. The contract stated he must make good grades, clean his room, and do other chores.

"One day at practice, my coach came up to me on the practice field and told me my mom called," Adeniyi recalled. "She told my coach my bed wasn't made. He said, 'You have to go home.' I was like, 'Are you serious?' I took my

shoulder pads off and ran home, and she was waiting for me at the house. She was going to make me quit the team.

"From that day on, I learned my lesson."

Adeniyi went on to earn a scholarship at Toledo, where he developed into an NFL talent. His older brother, Olamide, meanwhile, went to Columbia University, and he's on course to be a doctor. Ola said his mother insisted on paying all of his brother's tuition because she didn't want him to stress.

"I'm telling you," Adeniyi said, "I wouldn't have made it to the point I am in my life without her toughness on me, and her staying on me. She changed my life, and my brother's life."

Earlier this year, Adeniyi bought his mother a Range Rover SUV, along with a Louis Vuitton bag.

Back in 2019, he bought his mother a new house.

On Mother's Day weekend, Adeniyi plans to celebrate his mother.

He'll thank her again and again.

"There's not a day that goes by where my mom doesn't ask me: 'Are you OK? Do you need anything?'," Adeniyi said. "Even while I am a grown man, she still wants to make sure we're well off, and she will do whatever it takes to make sure we're happy. She tells us every day, we're her pride and joy. And that sticks with me.

"The reality is she's my pride and joy. And I'll never be able to repay her for all she has done for me."

###

OLA ADENIYI

TOLD TO CREATE A ROLE, OLA ADENIYI TOOK THAT ADVICE TO HEART

**BY MICHAEL GALLAGHER
NASHVILLE POST
SEPTEMBER 24, 2021**

Tennessee Titans linebacker Ola Adeniyi knew he wasn't going to have anything handed to him.

So when he got his opportunity, he knew he had to make it count.

That's exactly what he did in Sunday's 33-30 overtime win over the Seattle Seahawks. It's hard to argue the Titans would have won the game without him. After all, Adeniyi's third-down sack of Seahawks quarterback Russell Wilson in overtime — which honestly should have been a safety — forced Seattle to punt from its own 1-yard line.

Five plays later, Randy Bullock booted the game-winning 36-yard field goal that got finally the Titans in the win column. The play caught everyone's attention, including that of Titans head coach Mike Vrabel.

"As a defensive player, we have to continue to work him in there," Vrabel said of Adeniyi. "He plays extremely hard and took advantage of the opportunities that he had. So like we always say, that earns more opportunities."

Four years into his NFL career, Adeniyi hasn't broken out of being anything more than a situational backup who sees occasional action on special teams. During his first three years with the Steelers, the 24-year-old LB played in 32 games but had just one start, registering only 25 tackles and a tackle for loss.

But now in Tennessee, Adeniyi has a clean slate.

Adeniyi registered two tackles in a 38-13 Week 1 loss to Arizona, and last week he recorded his first career sack, in addition to three tackles, a tackle for loss, and a QB hit on just

three defensive snaps. That number will presumably increase this week against Indianapolis.

"When I got here, basically they told me to create a role for yourself," Adeniyi said. "So, I came out here every day, worked on pass rush, and did enough to feel like I stand out in that area a little bit and they gave me the opportunity to go out there on Sunday and show what I can do. I ended up getting a sack and I'm happy that we got the win."

"He's out here working every day," defensive coordinator Shane Bowen added. "He plays really hard, he's relentless. When you talk about pass rushers, that relentlessness it tends to lead to production. That's kind of where he's taken off with it and done a good job."

Perhaps more impressive than the contributions he's made in such a small window is Adeniyi's attitude.

The Titans have been searching for a third pass rush specialist at outside linebacker behind Bud Dupree and Harold Landry. It was assumed that role was Rashad Weaver's; however, the rookie has played just one defensive snap through two games.

Adeniyi, who made the Titans' 53-man roster out of training camp over veteran players like John Simon, Wyatt Ray and Jan Johnson, has stated his primary goal is to contribute on special teams until he earns more playing time on defense.

He played 21 special teams snaps in Week 1 and 24 special teams snaps against Seattle.

"I'm more focused on my special teams aspect of play right now," Adeniyi said. "I'm definitely going to have to step it up a little more in that aspect. We've got to get our kick return and our punt return game going. We've got to keep our returners safe back there. So, I feel like I've got to step that part of my game up first then after that I can worry about the rest."

With the Indianapolis Colts next on the schedule, don't be surprised to see Adeniyi in more pass rush situations. The Colts have one of the better offensive lines in football and the Titans can use all the help they can get trying to get to the quarterback.

###

DENICO AUTRY

TITANS AGREE TO DEAL WITH DENICO AUTRY

***BY TERRY MCCORMICK
TITANINSIDER.COM
MARCH 15, 2021***

The Titans first move in free agency allowed them to take a player away from their top division rival. Tennessee agreed to a deal with former Indianapolis Colts defensive tackle Denico Autry, a league source confirmed.

Autry, 30, is receiving a reported \$21.5 million deal over three years, according to NFL Network's Ian Rapoport.

Autry's arrival could signal that the Titans may be ready to move on from DaQuan Jones and/or Jack Crawford, who started alongside 2019 first-round pick Jeffery Simmons last season.

Autry spent the past three seasons with the Colts and put up sack numbers of nine, 3.5 and 7.5 with Indy, as the Titans seek to bolster a pass rush that generated just 19 sacks last season.

Autry initially broke in to the NFL with the Raiders in 2014, spending four seasons in Oakland before going to the Colts.

Autry, 6-5, 285, played college football at Mississippi State and will now join his fellow former Bulldog on the Titans' defensive line.

The deal cannot be officially announced until the new league year opens on Wednesday.

###

DENICO AUTRY

HOW DENICO AUTRY WHO FRUSTRATED TITANS FOR YEARS, COULD IMPACT AFC SOUTH RACE IN LEAVING COLTS

**BY ADAM SPARKS
THE TENNESSEAN
MARCH 16, 2021**

Denico Autry is the Tennessee Titans' gain and the Colts' loss, and both sides of that transaction could factor into the AFC South race.

Autry, a defensive lineman, will sign a three-year, \$21.5 million deal as early as Wednesday, when free agency opens, the NFL Network's Ian Rapoport reported.

The Titans needed a disruptive force on defense, and they got one. The soon-to-be signing of pass-rushing linebacker Bud Dupree, also reported by NFL Network, will add another.

But let's focus on Autry, who the Colts clearly valued. With perspective from Colts beat reporters Joel Erickson and Jim Ayello of the Indianapolis Star, here's a quick look at the player the Titans are getting.

What did the Titans know that drew them to Autry?

Autry has spent plenty of time in the Titans' backfield during his seven-year career with the Raiders and Colts. In eight games against the Titans, he sacked Marcus Mariota four times and sacked Ryan Tannehill twice.

He also forced Mariota to fumble, dropped Derrick Henry for a 3-yard loss, routinely pressured quarterbacks and deflected passes.

"Autry blossomed into a difference-maker in Indianapolis because the Colts let him do what he does best: Penetrate and wreak havoc in the backfield," Erickson wrote.

"Initially miscast in Oakland as a 3-4 defensive end, Autry thrived in a

one-gap scheme in Indianapolis, and he showed in 2020 that he has the versatility to play at both defensive end and slide inside to defensive tackle on passing downs."

So why did the Colts let him go?

Autry is arguably the Colts' best free-agent signing since general manager Chris Ballard took the helm in 2017. Autry was undrafted out of Mississippi State in 2014, but he proved to be a solid contributor in the Raiders' rotation.

With the Colts, Autry's career skyrocketed. He started 38 of 40 games in three seasons and racked up 20 sacks, 26 tackles-for-loss and 32 quarterback hits.

Ayello reported that the Colts made a strong late push to try and keep Autry away from the Titans, who committed more money in the first two years of the contract. It's a notable shift of an impact player from one defensive line to another in the AFC South.

"While Autry isn't a household name, his departure will certainly sting," Ayello wrote. "Not only will the Colts have to see him twice a year, but they have to figure out how they're going to replace a player who has been a critical cog in their defense the past three years."

What will Autry bring to Titans' team chemistry?

Autry is described as a low-key, high-motor player who draws most of his attention on the field.

"Autry's a quiet guy, but he plays through pain, plays hard and plays a lot of snaps for a big body (6-foot-5, 285 pounds)," Erickson said. "Colts head coach Frank Reich loved Autry's approach."

But his soft-spoken nature apparently hides a good-natured mischievous side. Before playing at Mississippi State, Autry was a standout at East Mississippi Community College, the national championship program featured on the Netflix series "Last Chance U"

— although that show came after his time there.

EMCC coach Buddy Stephens told the San Jose Mercury News that Autry would climb a 14-foot wall and turn off a surveillance camera so he and his teammates could shoot basketball in the school gym after hours.

And sometimes Autry would hot-wire his coach's golf cart to drive to a local market off campus to buy snacks.

That was more than a decade ago for the 30-year-old Autry. But it hints at the layers of a quiet but likable teammate the Titans will be adding to their locker room.

###

BREON BORDERS

AFTER GETTING CUT BY SEVEN NFL TEAMS, BREON BORDERS MAKING IMPACT FOR TITANS | ESTES

**BY GENTRY ESTES
THE TENNESSEAN
NOVEMBER 24, 2020**

Titans cornerback Breon Borders doesn't mind sharing his story.

What he went through growing up, he's actually grateful for it now. It helps explain how he got to where he is, and how he broke a depressing cycle in his family and hometown. It's a story of tough lessons met by a tougher mentality.

A short memory, staying confident and positive, not feeling sorry for himself — these things have been useful for an undrafted NFL fringe player who's been cut by seven teams in about three years.

"I feel like I'm ready for anything that comes in my life," he said.

And Borders is hopeful that his eighth team is the charm. Because in his fourth NFL season, he's finally getting a real shot.

He went from joining the Titans' practice squad in Week 3 to the COVID-19 list to, not long after that, his largest role as a pro. With Adoree' Jackson injured and Johnathan Joseph released, the 25-year-old Borders has started at cornerback opposite Malcolm Butler the past three games.

"Hopefully, this will be the team for him right here," said Yvonne Bennett, Borders' grandmother.

The Titans have needed Borders. They've heaved him into the fire, too, quickly promoting him ahead of some more experienced defensive backs.

On a team that keeps demonstrating resiliency, Borders has fit in.

"I wish Breon could verbalize to young men today that think they

want to play pro football what he's had to go through from team to team, but there's a reason he keeps turning up," said David Cutcliffe, Borders' head coach at Duke University.

"... He went through a lot of tough times growing up. God is good is what I think when I hear about Breon doing so well."

'She was my world'

Borders is from Statesville, North Carolina, a town of fewer than 30,000 about a 45-minute drive north of Charlotte.

Former NFL linebacker Vinson Smith was from Statesville, but Borders grew up idolizing wide receiver Randy Moss. From a young age, Borders would point to pictures and tell his family that's what he was going to do one day.

Those aspirations didn't change over the years, even as much around Borders did.

"My immediate family went to prison for drugs when I was 7," he said. "That kind of devastated me. ... It was like a drug chain. My family was just real heavy into drugs. When one person went down, everybody went down."

From birth until almost 7, Borders was raised by Bennett. Her daughter — Borders' mother — was young. He wasn't around his father much, he said.

Three short paragraphs in the Charlotte Observer in 2002 described the event that upended Borders' childhood. A cocaine conspiracy case in Statesville, the Observer reported, resulted in prison sentences for four family members, Bennett included.

"She was my world," Borders said of his grandmother. "She was my everything. When she left, I feel like she left kind of suddenly. It didn't really hit me the first or second day. But the third day, I had to go live with my aunt. It was hard, but she instilled my core values in me that I

still hold on to today. And, I'm grateful for that."

Borders credits Sandra Reid, his great aunt and Bennett's sister, for keeping him on the right track. Bennett returned when he was 14, and Borders went back to live with her. During that stretch, Borders was separated from his brother — who lived in another home — and most of his family.

"Even though it's a messed-up situation, I feel like that situation prepared me for life," Borders said. "For seven years, I didn't see my mom, dad, my grandma, my brother. From 7 to 14, it was a huge lesson that I had to overcome. When I did, I felt like I could get past anything."

Reid had kids of her own, and she was disciplined. She told him he'd better be on the porch when the streetlights came on.

When Borders' grades slipped in middle school, Reid benched him for a football season, she said.

"I know that he missed his grandma," Reid said. "I know that, because we talked about that. And he did. But still, he was OK, because we were all a part of his life."

Years later, he did so well in the classroom that he ended up being able to attend Duke. Clearly, football skills didn't suffer, either.

"The actual work isn't easy," he said, "but to make the decision to work and do what I need to do, I mean, it was easy. I'm trying to honor the sacrifice that my grandma made for me."

Borders' NFL success is a growing source of pride in Statesville. It has long been a source of pride for Bennett and Reid, on and off the field.

"Even without the football," Bennett said, "just the fact he went to Duke."

Rising to the occasion

BREON BORDERS

As a freshman in 2013, Borders played in all 14 games for Cutcliffe's Blue Devils.

In the ACC Championship Game that season against eventual national champ Florida State, Borders intercepted Jameis Winston twice.

"He just could rise to the occasion," Cutcliffe said, "and I believe that's what he's continued to do in his professional career. If you give him a shot — a legitimate shot — he's going to rise to the occasion. And he's always got a smile on his face. He's great in a locker room. He's just good people."

Borders started every game for the next two seasons. As a junior, he played the most snaps on Duke's team and led the Blue Devils in interceptions for the third year in a row.

His senior season was going ever better until he was sidelined late in the year by a staph infection. He ended up losing about 30 pounds, "and I'm already not the biggest guy," said Borders, who is listed by the Titans as 6-foot, 189 pounds.

That ordeal likely impacted his draft stock. The Raiders signed Borders in 2017 after he wasn't selected. He ended up making their practice squad, beginning an NFL odyssey from Raiders to Bills to Texans to Jaguars to the Washington Football Team to Steelers to Dolphins and now the Titans.

"Every time one team lets him go," Bennett said, "it just really breaks my heart because I know he loves football so much. He'll say, 'Well, another team will pick me up. Don't worry about it.'"

"I'm trying to look at it in a positive way," Borders said. "I'm visiting all these different cities, meeting all these different people, learning from all these different coaches. Of course, I want to be grounded somewhere, but I'm grateful to continually get picked up. I'm doing something right if I'm getting picked up over and over again."

Though Borders was signed to the Titans' practice squad in Week 3, he said he didn't actually get into the team's building until about four weeks later. He had to quarantine for COVID-19 initially because of contact tracing. Then as the team fought an outbreak, he learned he'd caught COVID-19 himself.

"I had a slight headache for maybe a day or two, but it wasn't bad at all," said Borders. The worst part might have been having to spend weeks quarantining in a hotel in a new city, all the while logging into virtual meetings and trying to learn the Titans' defense.

When the time came to play, though, he was ready.

"He's come in here and he's learned the defense," Titans secondary coach Anthony Midget said. "He's met extra with us to pick up the scheme. Every opportunity he's gotten, he's taken advantage of it. That's why he's out there playing for us now."

Back home, Titans fans are being created quickly. Among them are Borders' two young children — 3-year-old son Breon Jr. and 1-year-old daughter Ashley — who are still in Statesville.

"They're young," he said, "but I have to figure out how to teach them those same lessons and values that I was taught, but not with the same experiences."

He misses them, and he's hoping that if his time on the Titans becomes more permanent that they can move to Nashville.

If that happens, Borders' story will become more well-known — and an inspiration to those who run across it.

"I'm unbelievably proud," Cutcliffe said. "He is proof (of) what we all need to think about right now when we want to complain about 2020. ... The more I learned about what he had to overcome in his youth I just became a fan. It is a valuable lesson

that through difficult times the opportunity to grow is there."

###

BREON BORDERS

CORNERBACK RE-SIGNED DAYS AFTER RELEASE

**BY DAVID BOCLAIR
SI.COM
MARCH 1, 2021**

Breon Borders is back.

Less than a week after they released him, the Tennessee Titans re-signed the 25-year-old cornerback Monday.

Borders appeared in six games for the Titans in 2020 and started five. He was credited with 27 tackles, five passes defensed, one tackle for loss and his first career interception.

His season ended in early December, when he was placed on injured reserve with a hip issue. His last game was against Cleveland, a 41-35 loss in which he got beat for several big gains.

“When you play this game for a long time, you are going to have days like that,” defensive backs coach Anthony Midget said a couple days later. “It’s how you bounce back from it. That’s what makes guys successful in this league, being able to bounce back and put that behind them.”

Borders never got that opportunity. He will, however, get another chance after having been waived along with wide receiver Adam Humphries and cornerback Chris Milton last Thursday.

He was one of the Titans’ more pleasant surprises of 2020 in a secondary that was racked with injury issues from start to finish. He earned his opportunity to get on the field and into the lineup with relentless competitiveness during practice sessions.

“I would say [he has] probably one of the best attitudes on this football team as far as just day to day, and his outlook on his job and this football team,” coach Mike Vrabel said late in the regular season. “Couldn’t say enough nice things about (Borders).”

A fourth-year pro out of Duke, Borders was not even on an NFL roster at the start of the season. Tennessee signed him to its practice squad on Sept. 21. His first appearance was as a gameday addition to the active roster, after which he immediately reverted to the practice squad. He was signed to the active roster on Nov. 7 and started opposite Malcolm Butler until he got hurt.

He appeared in 12 games for Jacksonville (2018-19) and one for Washington (2019) prior to last season.

###

SHANE BOWEN

SHANE BOWEN COMFORTABLE WITH DEFENSIVE COORDINATOR TITLE

*BY TERRY MCCORMICK
TITAN INSIDER
AUGUST 3, 2021*

Shane Bowen caught a lot of flak last year for the Titans' defensive shortcomings – and he didn't even have the title of defensive coordinator.

This year, now that he has the title to go with the responsibilities of running the defense, Bowen said he feels much more able to communicate and convey his messages to the group.

“Absolutely, I do. I think it has helped with everybody, with the coaching staff, the players. I think that it has been good up to this point,” Bowen said. “They kind of understand where the bus stops and it is what it is. I am excited for the opportunity, I really am. I am excited for the ways these guys are going about working right now and kind of what we are trying to get accomplished on defense.”

Bowen said he has been more able to go back and forth between meeting rooms during defensive meetings this year, rather than have the outside linebackers duties on his plate.

“I have been able to bounce around meeting rooms. Again, I think it goes back - and you guys heard it a lot last year, the coordination, the communication, making sure everybody is on the same page,” he said. “Now, the DB's see something one way, I can immediately walk into the linebacker room and say, ‘Hey man, this is what we are thinking, this is how they see it.’ That way everybody sees things the same way, we are communicating things the same way. I think that has been a tremendous asset, being able to bounce room to room.

“Also being able to understand and make sure we're getting coach

rolling with coach, that is part of it too. I want to make sure they are hearing what they want and then when we go into the unit room, they better be able to spit it back and I know they then have got it covered. I think building the relationships with the guys, that is a big part of it. That last year I don't think was there, whereas this year it is growing and it is becoming a bigger piece for me.”

Bowen said that having Jim Schwartz as a senior defensive assistant as well as head coach Mike Vrabel as a mentor has been a benefit for him as well.

“It has been great having (Jim) Schwartz here, it really has. He is a great sounding board for me as things go. Obviously, Mike (Vrabel), he knows it all so I can always turn to him. Schwartz has been great,” Bowen said. “Anything comes up, we talk through everything, we go through our plan for different scenarios. I think as we get more into situations, his experience with some of that stuff is going to pay dividends too. I am super excited he is here, he has been a great asset to me so far to this point and I expect that to continue.”

Kicking it

Both newcomer Sam Ficken and Tucker McCann were 6-of-6 kicking field goals in Ficken's first day with the Titans after being claimed off waivers from the New York Jets.

The Titans waived Blake Haubeil to make room for Ficken after both Haubeil and McCann had missed two field goals each in a practice session last week.

Defensive effort

In the first padded practice, the defense had an outstanding day for much of the session. The defensive line, led by Jeffery Simmons, proved disruptive, according to multiple accounts.

“I think everybody has been kind of excited, waiting for this day to

happen. It is real football once we put the pads on. I think we have to come out here ready to go a little bit faster. I don't think we started very fast, but I felt as the practice went on we improved,” Bowen said.

Bowen said he was pleased with the energy and competitiveness that the defense has shown thus far in camp.

“The energy, the competitiveness. I think all these guys are battling right now in a lot of ways, in their positional groups, against the offense. I see improvement. The biggest thing for us is just the consistency. Guys are getting better, we see it by player, we see it by unit, we see it by position group, but being able to do it day in and day out, play in and play out, that is where we have to be able to take the next step,” Bowen said

###

A.J. BROWN

[TITANS WR A.J. BROWN ON HIS NEW HOME IN TENNESSEE, AND HIS NFL ASPIRATIONS](#)

THE ROOKIE RECEIVER FROM OLE MISS, SELECTED IN THE SECOND-ROUND OF THE NFL DRAFT, IS ADJUSTING WELL IN HIS FIRST SEASON

***(AS TOLD TO BY JIM WYATT
TITANS ONLINE)
NOVEMBER 18, 2019***

NASHVILLE – My new home in Tennessee really does feel like home.

Even before I was drafted by the Titans, I came to town on a pre-draft visit. I talked to coaches and other people with the team, and I got a good feel from them right out of the gate. From the start, I felt like this could be the place for me, even though I didn't know a whole lot about the Titans. I knew about Steve McNair since he's from Mississippi, but for the most part I didn't know a whole bunch about the team before then. Still, it just felt right.

So when the Titans ended up picking me, I was really happy because my new home was not far from where I grew up in Starkville, Mississippi, and where I played college ball at Ole Miss. And I knew from the start it was a blessing because my family would get to come watch me play.

Making things even better? My older sister, Reva, lives in Nashville, so that was huge for me. She's 28, several years older than me, so it was nice to have her here to help me get settled in. Really, that was huge for me. When you go to a new place, you want to be around your family and she would cook me home-cooked meals, and she just made me feel like I wasn't alone.

I was 21-years-old when I got drafted and going off to live on your

own is an adjustment, different from college. Having my sister here helped, but I think me just being the way I am helped too. I am a homebody. Most 21-year-olds when they get drafted are probably in the streets, running around. But that's not who I am, and it will never be who I am. My dad, Arthur, he doesn't have to worry about me getting in trouble.

A.J. Brown with his father, Arthur, and sister, Reva (center photo) who lived in Nashville prior to the Titans selecting Brown in the 2nd Round of the 2019 NFL Draft.

A.J. Brown with his father, Arthur, and sister, Reva (center photo) who lived in Nashville prior to the Titans selecting Brown in the 2nd Round of the 2019 NFL Draft.

I am all about football. I love the game, and I want to be great. I'm always working at it. When I take a break from the game, I like to watch movies, play video games. I am really good at shooting pool, so that's what I do when I have free time. It takes me away from the world and helps me get away. Sometimes I play some music and I shoot pool for hours.

But really, football is my life. I get really bored in the offseason. I mean really bored. Because you can work out all day, and work out a million times, but there is nothing like being in season and playing ball and doing what you love.

I was so excited to get started with the Titans. When I got drafted, I wanted to show what I was made of. I had a lot of expectations coming in, and I wanted to establish myself in training camp. Unfortunately, I couldn't because I suffered an injury, so I had to sit down and wait, and be patient. I knew when I came back I'd have to put myself in a position to be ready, so I got the mental part of the game down, and I leaned on my teammates.

My veteran teammates, they helped me out a lot. I wouldn't be where I am today without those guys. They

helped me out with the plays and everything, kind of like big brothers.

When I finally got healthy and more comfortable, I started to feel like myself and I started playing ball and it was good to make some plays and good to start helping the team.

Ten games into my first NFL season, I think it's gone OK as far as my expectations go. Of course, there are some plays I would like to have back, but I feel like I've gotten better and the second half of the season I want to take it to another level.

A.J. Brown celebrates one of two TDs with teammates during the Titans-Falcons Week 4 game in Atlanta.

Along the way I feel like I've also grown up a lot, too, and I've seen the NFL is a serious business. All of us as players, we support one another and are in this together and we want to win. I've already seen players come and go, and I've seen changes.

Take quarterback Marcus Mariota, for instance. I've only been around him six months and I've grown to respect that guy so much. When we played the Broncos in Denver back in October and he was replaced in the lineup, I admit that was very hard for me. I got really emotional during the game, in fact. I think that's why I got a pass interference penalty called on me, because I was so frustrated. I ended up throwing the guy from the Broncos to the ground and I got a penalty. I admit, I was crying during the play. And after the game, I was still emotional because me spending time with Marcus and really getting to know him, he became a brother to me. To see something like that happen to a great person, it was tough to deal with. I always tell him he's such a pro in the way he handles himself, and I want to be like that myself.

But I understand why decisions have to be made, and as a team and as a player you have to do your job and focus on yourself and how you can do better. I have so much respect for Ryan Tannehill, too, and how he

A.J. BROWN

plays the game and he's done great. And I am going to do everything I can to be the best player I can be to help him, and to help the team.

I know I'm still just a rookie, and I know right now I am laying the groundwork for my career and I want to keep getting better and better. This is just the beginning.

I want my teammates to see me work, and I want them to know how important football is to me. I feel like I can be the best receiver in this league, I really do, and that's what I am striving for – to be the very best. And I really believe I can get there.

I mentioned my home earlier, and I know being where I am today, I have a great opportunity in the NFL. I mentioned my dad earlier, too, and he's the one who instilled in me to work hard at a young age. He's retired now, but he worked for the electric company and I remember his work ethic. He was a good athlete growing up. His sport was baseball, and he was really good at it. And he always pushed me to be the best I can be. I still remember him telling me at a very young age: If you are not trying to be the best, then you need to find something else to do. So I have to give my dad credit for giving me that competitive edge and pushing me, and now it is up to me.

I want to be successful in Tennessee. I want to prove the Titans made a smart move by picking me. I am trying to retire here. I know it is going to take a lot of work to reach my goals and to have the success I want to have, but without a doubt I am willing to work to make it happen. I am just getting started.

###

A.J. BROWN

TITANS ROOKIE WR A.J. BROWN SHOWS OUT BEFORE "BIG BRO" JULIO JONES

BY JIM WYATT
TITANS ONLINE
SEPTEMBER 30, 2019

ATLANTA – No. 11 stole the show early here on Sunday, but maybe not the one most expected.

Titans rookie A.J. Brown set the tone by scoring the game's first touchdown in a 24-10 win over the Falcons, and he followed that up with another touchdown in the victory.


The team's second-round pick of the NFL Draft left Mercedes-Benz Stadium with a pair of No.11 jerseys on Sunday – his own, and one belonging to Falcons receiver Julio Jones, his idol.

After the game, Brown dished out credit to those around him, from quarterback Marcus Mariota to fellow receiver Corey Davis.

He also showed respect for Jones, a six-time Pro Bowler that Brown said he models his game after. The two players talked after the game, and swapped jerseys. Brown said he picked No.11 in the NFL because of Jones after wearing No.1 at Ole Miss.

"That's my big bro," Brown said of Jones. "He taught me everything I know, and he don't even know it. I think so much of how he plays. I was watching him today, trying to steal something to put in my bag. He is a great one and one day I want to be like him. I want to be better than him."

✓ @jwyattsports

.@Brown1arthur is leaving Atlanta with a souvenir — @juliojones_11 jersey. It's the reason the @Titans receiver wears No.  @AtlantaFalcons

Brown had three catches for 94 yards and the two touchdowns

against the Falcons. He scored on a 55-yard catch after making a grab in the middle of the field and racing past defenders. Brown also had an 11-yard touchdown catch in the game, which gave the Titans a lead they never relinquished.

"I want to make that the standard," Brown said. "I tell myself I haven't done anything yet. I have to keep my head down and keep working."

Brown's performance came on a day when Mariota completed 18-of-27 passes for 227 yards and three touchdowns. Davis led the Tians with five catches, and he had 91 receiving yards and a 23-yard touchdown catch of his own.

The Titans defense did a solid job vs. Jones, who had just four catches for 52 yards for the Falcons. In the contest, Jones reached a significant milestone – he became the fastest receiver to reach 11,000 receiving yards for his career. Earlier this season, Jones also became the all-time leading receiver in Falcons franchise history.

"(Julio) told me just keep playing, keep balling, keep getting open," Brown said. "He said, "Don't let it be just one week, be consistent. You have to be reliable in this league.'"

"It means the world to me, talking to him."

###

A.J. BROWN

A.J. BROWN SEES VALIDATION IN PRO BOWL SELECTION

TITANS WIDE RECEIVER BELIEVES HE SHOULD HAVE BEEN DRAFTED BEFORE THE SECOND ROUND.

**BY IAN KAYANJA
SPORTS ILLUSTRATED
DECEMBER 24, 2020**

A.J. Brown wants his Pro Bowl selection to send a message to every NFL team that allowed him to fall to the second round of the 2019 NFL Draft.

“I think about that all the time to be honest,” Brown said. “We sit here and talk about stuff like that [teams passing on him]. And I have definitely thought about it a lot.”

Monday, Brown one of two Titans named Pro Bowlers this season. The second-year Tennessee Titans wide receiver took to social media to explain his emotions after he received the news.

“This is the night everyone passed on me,” Brown wrote on Twitter, along with the picture from the opening night of the 2019 NFL Draft. “Very humbling moment. Pro Bowl in year two.”

The Titans selected Brown 51st overall last year. He was the fourth wide receiver chosen overall, and 27 of the NFL’s other franchises had at least one chance to pick him. Even the Titans passed on him once when they selected defensive tackle Jeffery Simmons in the first round.

Brown has a career-high 10 touchdown catches. That puts him one behind Drew Bennett for the most by a player during the Titans era (1999-present) He also has at least one touchdown reception in nine of his 12 appearances on the season (he missed two games early with a knee injury).

Combined with his eight touchdown receptions as a rookie, he is now the

fourth player in franchise history with at least eight in back-to-back seasons.

“A.J. (Brown) consistently makes big plays for us,” quarterback Ryan Tannehill said.

Brown’s reliability as a primary target for Tannehill created a crucial synergy for the Titans’ offense all season. He now has three 100-yard receiving games in the season (vs. Pittsburgh, vs. Chicago, at Jacksonville).

He has become the third player in franchise history to eclipse 1,500 career receiving yards before his 24th birthday.

“(Tannehill) holds me accountable. And doesn’t let anything slide,” he said. “He is a leader to everyone, and most definitely me.”

The Pro Bowl selection, for Brown, comes as a form of validation for the work he has put into this season. And though his team may have its eyes on a Super Bowl this year, he wants the others to look at him and think they made a mistake.

“In this league, the only people you want validation from are your teammates and the people across from you,” Brown said. “To be voted in means a lot. And I’m blessed to be voted in so it means a lot.”

###

A.J. BROWN HAS SURGERY ON BOTH KNEES

THE TENNESSEE TITANS' PRO BOWL WIDE RECEIVER REVEALS HIS MEDICAL SITUATION IN AN INSTAGRAM LIVE STREAM FROM HIS HOSPITAL BED.

**BY DAVID BOCLAIR
SPORTS ILLUSTRATED
JANUARY 19, 2021**

A.J. Brown was one of the NFL's best receivers in 2020. Yet he was far from his best.

The Tennessee Titans' top pass catcher for the second straight season went on Instagram on Tuesday afternoon and revealed that he had surgery on both knees.

He streamed the live video from a hospital bed shortly after the procedure and even complained to a nurse that a drink irritated his throat. She explained that it was due to the ventilator that was employed while he was under anesthesia.

"But yeah, look, I was sore all year," Brown said. "Nobody knew. They told me I was done for the year in Week 2. I played all year. I ended up making the Pro Bowl. Didn't know how I was going to do it. I did it."

A subsequent post from Brown's Twitter account, which referred to him in the third person, classified the work as "small procedures."

The 2019 second-round draft pick out of Ole Miss led the Titans with 70 receptions for 1,075 yards and 11 touchdowns despite the fact that he missed two games. He was tied for fifth in the league in receiving touchdowns and was 16th in receiving yards. Among the 18 players who had at least 1,000 receiving yards in 2020, Brown's 70 receptions were tied for the second fewest.

A knee injury sidelined Brown for victories over Jacksonville and

A.J. BROWN

Minnesota in Weeks 2 and 3, and he was on the injury report every week thereafter throughout the season with knee, ankle and hip issues.

"He would do walk-thrus in a wheel chair," linebacker Will Compton playfully wrote on Twitter in response to Brown's revelation. "His knees were so bad - at one point they talked about pulling the plug. But death or surgery was never an option for (Brown).

"Thru guided mediation (and) prayer he was able to somehow play on Sundays. One of the toughest men I know."

He became the 11th NFL player to reach 1,000 yards in receiving each of his first two seasons in the league and the fifth since 1970 with at least 2,000 receiving yards and 19 touchdowns in his first two seasons. As a rookie, he led Tennessee with 52 receptions, 1,051 yards and eight touchdowns.

Brown was one of three Titans named to the Pro Bowl, a first for him in his career and scored at least one touchdown in 10 of the 14 games he played.

"This is no talk, bro," he said. "Like real talk—I'm going to be the best receiver in the NFL."

If he can stay healthy, he might be right.

###

A.J. BROWN: 'I'M PRETTY SURE EVERYONE CAN TELL THAT I'M HEALTHY'

**DAVID BOCLAIR
SI.COM
JULY 31, 2021**

NASHVILLE – It was understood throughout the 2020 NFL season that A.J. Brown was not fully healthy. The extent to which he was injured was not clear until weeks later.

Four days into training camp, there is no doubt about the health of the Tennessee Titans' Pro Bowl wide receiver.

"I'm pretty sure everyone can tell that I'm healthy," Brown said with a wry grin Saturday. "Pretty soon, everyone else will know too."

Brown, a second-round pick out of Ole Miss in 2019, is one of 11 players in NFL history to top 1,000 receiving yards in each of his first two seasons and one of five since 1970 with at least 2,000 receiving yards and 19 touchdown catches in his first two seasons combined.

He got there – and earned his first Pro Bowl invitation – last season when he caught 70 passes for 1,075 yards and 11 touchdowns in just 14 games. Along the way, he was on the injury report every week of the regular season. It started with a knee injury right before the season-opener at Denver and ended with knee and hand injuries that had him listed as "questionable" for the wild card playoff game against Baltimore (he played). There was also an ankle injury, and at times more than one of those issues was the reason for his inclusion on the injury report.

The only games he missed were in Weeks 2 and 3. After that, he made it to the field every Sunday even though there were times he did not practice at all during the week.

"It was all a mental thing," Brown said. "Last year, like I was facing a lot of things. My knee. Then I rolled

A.J. BROWN

my ankle real bad. I damaged some ligaments in my ankle, but I was kind of glad I hurt something else so I could take some pressure off the knee. That's how – mentally – I had to do it.

"... I knew I had to keep going. I knew my team needed me."

Weeks after the loss to the Ravens, he revealed in an entertaining and enlightening social media post that he had surgery on both knees.

That led to an offseason focused primarily on rehab. He was not an active participant in organized team activities (OTAs) or the mandatory June minicamp. He said the first time he ran on a football field was two weeks prior to the start of training camp.

"This offseason was all weight room work," he said. "Like, I wasn't able to get on the field. ... I'm excited. This is probably one of the first times me going into training camp that I'm fully healthy."

"I'm flying around, having fun and making plays."

That he is. Right from the outset, he has looked every bit like a player whose first two seasons were no fluke. He has been a difficult matchup for all of the defensive backs, whether it is in individual periods, seven-on-seven or 11-on-11 work.

He's also running his mouth, ramping up the competitive nature of things between the offense and the defense.

"Obviously, A.J. – he's a dog," safety Kevin Byard said. "... He's been out there making plays, scoring touchdowns. But, honestly, that is something we expect from him. Even when he was a rookie, he was making plays already."

"What he's doing now, it's not really surprising because we know the talent that he has and the chip that he has on his shoulders because he wants to be one of the best in the league."

Of course, it helps that he is healthy.

"I'm so comfortable," Brown said. "I feel like I can do whatever I want to do when I want to do it. My confidence is just through the roof."

###

JAYON BROWN

PROUD “UNCLE”: FORMER NFL GREAT WILLIE MCGINEST PROUD OF JAYON BROWN'S SUCCESS WITH TITANS

**BY JIM WYATT
TITANS ONLINE
FEBRUARY 21, 2019**

NASHVILLE – Willie McGinest is able to say he knew Titans linebacker Jayon Brown way back when.

And because of it, he smiles when talking about Brown’s success.

“He has always had the mentality, and the work ethic, from youth football to high school, all the way up,” McGinest said of Brown. “He’s a guy who never gave up on himself. He always worked. He always walks around with a smile, but he will work his butt off. I’m really proud of Jayon.”

McGinest, an analyst with NFL Network, played from 1994-2005 with the Patriots before playing three more seasons with the Browns (2006-08). McGinest played in two Pro Bowls while in New England, and won three Super Bowls with the Patriots, where he was teammates with Titans coach Mike Vrabel. He’s in the New England Patriots Hall of Fame.

McGinest is also close with Brown, who just finished his second season with the Titans.

Brown said he wears No.55 because it’s the number McGinest wore during his playing days.

Like McGinest, Brown is from Long Beach, California, and he went to Long Beach Poly High School. McGinest has been close friends with Brown’s father, Jason, since they were youngsters.

“Willie has always been around my family growing up, so he’s pretty much my uncle,” Brown said. “He’s helped me out throughout my

career, and even today we’ll go over film.

“He gives me tips when I need them, when I ask for them. Even when I don’t ask for them, he’ll give them to me,” Brown continued, smiling. “He’s a guy who has tried to help me throughout my career, and he’s helped me a lot.”

Brown, a fifth round draft pick from UCLA in the 2017 NFL Draft, made a big leap for the Titans in 2018.

He was second on the team with 107 tackles, and he also racked up six sacks and 18 quarterback pressures. He was one of the team’s most consistent players.

In the team’s finale against the Colts, Brown was a one-man wrecking crew, returning an interception for a touchdown before forcing another fumble – and recovering it – a little later.

“He can be really good,” McGinest said of Brown. “He is still learning the game. They ask him to do a lot – he’s a cover guy, he can play the run, he can cover a tight end and a back if you need him to. He never has to come off the field, so he is still growing, and he is still learning. I think the sky is the limit.”

Seeing Brown excel has been fun for McGinest to watch.

Watching how he’s done it makes him even prouder.

McGinest and Brown both made their comments from Super Bowl LIII earlier this month.

“A lot of people always identify players just because of the football side of it,” McGinest said. “But this kid has a great personality. He has a great outlook on life, he’s happy,

and he loves doing what he is doing. And he’ll grind - he’ll work. I think when you have special guys like that you know they are going to have a bright future, and I kind of knew that with him.

“He’s just a great kid, on and off the field.”

###

JAYON BROWN

BROWN NOT GIVING CONTRACT YEAR A SECOND THOUGHT

FOURTH-YEAR LB WAS THIRD ON TEAM IN TACKLES LAST SEASON

***BY MICHAEL GALLAGHER
NASHVILLE POST
AUGUST 13, 2020***

Tennessee Titans linebacker Jayon Brown has steadily improved every season since the team drafted him in the fifth round out of UCLA in the 2017 NFL draft.

Many scouts doubted whether or not Brown could stick as a linebacker in the NFL due to his small 6-foot, 220-pound frame. But after a breakout 2019 season during which he ranked third on the team in tackles (105) and improved in coverage situations, Brown is making his living proving everyone wrong.

“Every year I just want to improve on everything that I did good on and things I didn’t do so good on,” Brown said. “Just become a more complete player. I hold myself to high standards and I want to be the best at what I do. So, for this year, I want to improve on everything across the board.”

Brown went from a pass-rushing linebacker in 2018 to more of a coverage linebacker in 2019. He blitzed 74 times with six sacks two years ago and just 28 times last year with one sack.

However, according to Pro Football Focus, since 2018 Brown is the highest-graded linebacker when lined up against tight ends and running backs and the fifth-highest graded coverage linebacker. He allowed zero touchdowns on 480 coverage snaps last year.

The 25-year-old is poised for an even more productive 2020 season after the Titans solidified their pass rush, freeing up Brown to do what he does best. He finished 2019 with 105 tackles, eight passes defended,

seven QB pressures, four tackles for loss, a sack, an interception and a fumble recovery for a touchdown.

Entering the final year of his rookie contract, he could cash in on a big payday with success equal to or exceeding his 2019 production.

“I haven’t really thought about it,” Brown said of his contract situation. “I know this is the last year on my contract, but I’m just focused on performing this year and enjoying another opportunity to play with the guys in this locker room and this coaching staff... All my focus is on ... getting better each and every day in practice and perfecting my craft and my techniques, and basically getting ready for Denver Game 1.”

###

JAYON BROWN

LB JAYON BROWN IS RETURNING TO THE TITANS, AND HE'S FIRED UP ABOUT IT

**BY JIM WYATT
TENNESSEE TITANS
MARCH 19, 2021**

NASHVILLE – Jayon Brown is returning to the Titans, and he couldn't be more fired up about it.

"I am so happy to be back to the team that drafted me and believed in me from Day One coming into the league with (GM) Jon Robinson," said Brown, who agreed to terms on a new deal with the Titans. "And knowing the system that Coach (Mike) Vrabel runs, and with our D.C., with Shane Bowen, just the familiarity with the team and the city that I know, the fan base, it is like I am coming back home."

What's made Brown smile even bigger is the excitement he's seen from Titans fans reacting to the news.

"I've been seeing some of the mentions on Twitter," Brown said. "I don't think I've gotten this much love in a very long time."

Yes, the Titans are bringing back a key piece to their defense in Brown. On Friday, the team officially reached a deal with the franchise's fifth-round draft pick in the 2017 NFL Draft, a player who has developed into playmaker in the NFL.

Brown, who was scheduled to hit the open market on the first day of free agency on Wednesday, instead opted to return to Tennessee, where he has played in 56 games over the past four seasons, with 33 starts.

"I would love to play in Tennessee my whole career, and hopefully it goes that way," Brown said. "I can't tell the future, but Tennessee is a place I've grown to love, coming from southern California. I am so comfortable with the city, and our program, and I know what is expected out of me, being a leader,

being a playmaker, being a great tackler.

"I am excited to come back to my linebacker coach, Jim Haslett, as well. I still have a lot to learn from him as well, with all the knowledge he has about the game."

Since entering the NFL, Brown has tallied 367 tackles, 9.5 sacks, 35 quarterback pressures, 17 tackles for a loss, three interceptions, four forced fumbles, three fumble recoveries and 28 passes defended.

Brown tallied 76 stops and a sack, with an interception and four quarterback pressures, in 2020 before suffering a season-ending elbow injury in the team's win at Baltimore in November.

Brown racked up a career-high 117 tackles in 2019, when he also had a sack, seven quarterback pressures, four tackles for a loss with an interception and fumble recovery.

On an evolving defense, Brown's stability in the middle will be key. Brown said he's noticed some of the new additions on the defense in free agency, "and I'm looking forward to playing with those guys on the field."

Brown said he's healthy, and ready to go.

"I am fully cleared, and I can't wait to get back and show everybody this injury is not going to affect me," Brown said. "I am going to act like I never left and try and be better than ever."

"Coming off the season I had last year, I feel like I have so much to improve on. So yeah, I am so hungry to come back for another year and give it another shot to defend out AFC South title, and go to the Super Bowl."

###

HOW FATHER'S DEATH PREPARED KICKER RANDY BULLOCK TO SEIZE HIS TENNESSEE TITANS MOMENT

**BY BEN ARTHUR
THE TENNESSEAN
SEPTEMBER 24, 2021**

When Tennessee Titans kicker Randy Bullock jogged onto the field during overtime in Seattle, with the chance to lift his new team to a dramatic victory over the Seahawks, Rhett Bullock saw the look.

Watching the TV broadcast, Rhett noticed his younger brother had the demeanor he'd always shown in pressure moments: an emotionless expression with a calm disposition.

So when Randy drilled the winning 36-yard field goal in his Titans debut, capping Tennessee's improbable comeback and silencing a raucous Seahawks home crowd, Rhett wasn't surprised.

"He thrives in those situations," Rhett told *The Tennessean*. "If there's one thing you can count on with Randy, it's that he has a really high level of accountability and is going to make sure that he's prepared for those situations."

Randy Bullock was signed to the Titans' practice squad Sept. 11 and promoted to the active roster three days later.

In a week's time, and with the stakes highest, he became a hero for a franchise that has endured a kicking rollercoaster the past three seasons. For now, he's the kicker entering Sunday's AFC South showdown against the Colts (noon, CBS).

Father's death

There's no pressure on the football field that's too great for Bullock.

It's because of what he went through as a teenager.

In 2004, when Bullock was 14, he went on a hunting trip in South

RANDY BULLOCK

Texas with Rhett and their father, Richard. The brothers were separated from their dad on the hunt, and planned to catch up with him midday for lunch.

They never got that lunch. Richard died suddenly from a heart attack.

It was two days before Christmas.

"What I went through with my dad changed my perspective and outlook on a lot of things in life," Bullock told *The Tennessean*. "But most importantly, it taught me that I can handle and overcome anything the game of football or life could ever throw at me. I developed the ability to attack adversity head on."

Richard would shag balls for Bullock when he was young. Bullock had taken an interest in kicking, and so did his dad. They bonded on the practice field.

"It was kind of my way out, my way of drowning everything out and kind of trying to avoid the situation," Bullock said of kicking after his father's death. "I was so consumed in kicking and working that I was kind of able to live a somewhat normal life, I guess."

Richard pushed a sense of accountability into his sons, Rhett said, and that has carried over into Bullock's demeanor on the field.

Bullock is described as quiet and sincere, but he has intensity and self-discipline too. When he attended Klein High School outside Houston, he'd work on his kicking accuracy by placing the ball on the sideline, out of bounds, and try to kick it through the uprights at sharp angles. He'd go from the goal line every 5 yards up the 15-yard line, making a handful of attempts at each spot on both sides of the field.

At Texas A&M, where he won the Lou Groza Award in 2011 as the nation's top kicker, Bullock juggled a demanding football schedule with the school's top-rated petroleum engineering curriculum. Bullock's roommate in college for two years, Rhett wouldn't see his brother joke

around when he got home in the evening. Bullock was diligent with his school work knowing he had 5 a.m. workouts the next morning.

"He was never acting silly or goofy as a high school kid," recalled Stan LaBay, who was Bullock's coach at Klein High School. "He was a serious kid all the time. He always had that little smile about him. He just had tremendous concentration. That's what I really liked about him. He was always focused; he was in the game; and he was consistent. You never had to worry about whether he was gonna be ready to play or not.

"I don't ever remember him not being prepared."

Titans' kicking carousel

The Titans have played nine placekickers since the start of 2019, including Bullock.

Sam Ficken was Tennessee's starting kicker to begin 2021, but he landed on injured reserve with a groin injury the day before the season opener. His replacement, Michael Badgley, missed a field goal and a PAT in the opener and was released the next day.

Next in line was the 31-year-old Bullock.

"Seeing that smile on his face after he makes the game-winning kick, just really happy for the guy because he's been through a lot," Titans special teams coach Craig Aukerman said.

There are no guarantees for Bullock, as is often the case for kickers in the NFL. Ficken can return from IR next week, and Aukerman said the team will go "day by day" in assessing the competition.

Bullock, a 2012 fifth-round pick out of Texas A&M, has kicked for five other teams in 10 NFL seasons: the Texans (2012-15), Jets (2015), Giants (2016), Steelers (2016) and Bengals (2017-20). He's made 83.1% of his field goals. He's set to

kick for the Titans again Sunday against the Colts.

“It was just an awesome way of starting my career here,” Bullock said Sunday. “I’m really thankful for the opportunity, I’m glad that it ended the way it did, but more than anything we got a win.”

Similar to Seattle last week, Rhett recalled how his brother was thrown into a tough situation in Pittsburgh a few years ago. Bullock kicked for the Steelers in Week 12 of the 2016 season, one day after signing with the team. He made all three of his field goals and his lone extra point to help Pittsburgh to a victory over the Giants.

Bullock doesn’t just embrace those kinds of moments.

He loves them.

"It's part of the fun, part of the adrenaline rush," Bullock said. "If you're not looking forward to that moment, you probably shouldn't be in the game to begin with."

###

KEVIN BYARD

FOR KEVIN BYARD, THE TENNESSEE TITANS WERE A LAUNCH PAD TO HIS TRUEST CALLING — CHANGING LIVES

**BY BEN ARTHUR
THE TENNESSEAN
OCTOBER 8, 2021**

On the afternoon of Aug. 1, Tennessee Titans safety Kevin Byard stood in front of a small gathering of TV cameras and reporters.

Training camp had started, and it was his first day off after four straight days of practicing in the sweltering heat and humidity of Nashville's summer. It was time to relax. But he knew this day was coming. So he dashed over from Saint Thomas Sports Park, after off-day treatment and a morning workout.

Sporting a checkered blue button up with dark blue slacks, and flanked by his family — his wife, Clarke, and their two young children, Kevin IV and Eliana Rose — Byard spoke of unveiling a months-long project: the renovated Davidson County Department of Children's Safe Room, which is for reducing the trauma of children who've come into state custody through abuse and neglect. The Byards were holding a ribbon-cutting ceremony for the event. They renovated the South Nashville space through their non-profit, The Byard Family Legacy Fund.

This was a special moment for the NFL veteran. He had family members who'd been in the foster care system.

He knew what a semblance of security could do for a child.

"God has just extended so much grace to me and my wife and my family. We only feel right to try and do the same," Byard said on that August afternoon. "The thing we wanted to do is try and make these kids feel comfortable."

Byard has made giving back his mission.

One of the Tennessee Titans' defensive leaders on the field, Byard's philanthropic endeavors have focused on the underprivileged — and he has gotten noticed for it. In July, he was awarded the key to the city of Murfreesboro. In August, he and his wife received a Certificate of Appreciation from Tennessee Gov. Bill Lee. The safe room they renovated was named after them.

He's a staple in the community of Nashville and Murfreesboro, where he attended Middle Tennessee State University.

"I think the biggest thing you can do is get to the youth, talk to the kids and be around the kids because they have so much," Byard told *The Tennessean*. "That's the future. You can't change a lot of things, but talking to the youth can change the world."

'He's like your best friend'

Jason Spray beamed talking about Byard.

During a break at the Byard's second annual football camp in Murfreesboro, Spray pointed out the focus of the Titans safety. How he was sweating with the kids on that hot July afternoon, throwing the football during drills. How he hopped in a cart to make sure he hit every group of campers spread out on the field at Middle Tennessee Christian School. How he was wearing exactly what the kids were wearing — running shorts, a pair of tennis shoes and the camp T-shirt. How he bent low with smaller kids to give them eye-to-eye contact.

The morning before, it was Byard helping Spray unload heavy boxes filled with the camp supplies out of the back of a truck. Two years ago, during his first camp, it was the same deal. Him and Byard.

"He's not wearing a Louis (Vuitton) bag or trying to be anything," said Spray, Byard's trainer and former

strength coach at MTSU. "He's just being Kevin today. To me, that's important. And I think that's important to him. I think it's important (to) him for those kids to see him that way: 'I'm just a guy and I just work hard. I was you. You could do the same thing.' To me, that was always the appeal. He's not some superhuman guy."

Tiffany Andrus brought her two young boys to Byard's camp. Byard is the favorite player of one of her sons. During 2019, when the NFL draft was in Nashville, she took that son to a meet and greet with Byard. They got there on time. The line was stopped before they reached the front. They didn't get to meet Byard. The son cried.

Through Twitter, Byard found out what happened. He sent Andrus a direct message.

"Send me the jersey," he wrote.

The jersey was returned to her in the mail within a week, signed by Byard.

"I was shocked," said Andrus. "I thought it was fake."

"He gets (mentioned on Twitter) all the time. He could have ignored that."

Alonzo Rhodes, a Physical Education teacher at John Early Middle School, was working with Metro Parks & Recreation in 2019 when Byard picked his community center to give back to for an NFL draft party. The kids, many of whom came from single-parent households, received Dick's Sporting Goods gift cards. For the watch party, they went to the Chick-fil-A on Church Street, which provided food. There were Xbox consoles and PlayStations for each child. Other Titans players stopped by, too.

It was a "red carpet for the kids," Rhodes explained.

"He was doing this before people even started taking notice and bringing cameras out," said Rhodes,

KEVIN BYARD

who attended Byard's backpack giveaway event in July. "His personality is genuine. He's like your best friend. You know that feeling you get when you know your best friend is looking out for you? He ain't gotta say nothing, he ain't gotta do nothing. But you know if you ever need him or anything like that, he would be there to support. That's the feeling I get when he's in the community. He's playing actively with the kids. He's engaging. He's speaking to the children. It's nothing doctored up.

"This is from the heart."

The Byard Family Legacy Fund

Byard has had nothing.

He lived in homes with no electricity. At 14, he had to be father figure to five younger siblings when his parents divorced and he moved from Philadelphia to Atlanta with his mother. Football was his source of security.

Byard knows generational-changing money, too. He's a millionaire in the NFL now, one of Titans' highest-paid players. He signed his five-year extension with Tennessee worth \$70.5 million in 2019, making him – at the time – the highest-paid safety in league history.

He has seen both sides of the spectrum.

It's why he gives back.

"I'm obviously successful now, but at the same time, I feel like I gravitate toward people that aren't always in the best place in life," said Byard. "I understand that me speaking to them can do a lot for (those in need). Just having this platform, it's a powerful thing and I don't think a lot of people really realize that or recognize it."

From his platform, Byard has worked with "The Casey Fund," a foundation founded by ex-teammate, Titans great Jurrell Casey, that supports at-risk youth and formerly incarcerated individuals. He has worked with

Rally on the Runway to support childhood cancer research. He has worked with Habitat for Humanity.

But in 2019, he was doing a meet-and-greet event in Nashville. He was taking pictures with kids. A parent talked to him, saying how much he appreciated the work he was doing in the community.

How can I get you some money? he was asked.

"First of all, I never just had anybody tell me they wanted to give me money out of nowhere," said Byard. "That kind of was a lightbulb that was like, 'Man, we might need to have to make something official.'"

Soon after, Byard and his wife founded the Byard Family Legacy Fund. Its mission: Providing second chances for families and individuals who need it. The fund has four core events: an annual Thanksgiving dinner, Christmas dinner, a back-to-school event and the football camp.

Kevin and Clarke split up responsibilities, with Clarke taking a more pronounced role during the NFL season. If Kevin can't speak at an event, he'll record videos around his Titans schedule.

The Byards renovated the Davidson County Department of Children's Safe Room through their foundation's "Gift of Grace" grant, which is awarded four times a year to individuals and/or organizations in need.

"We really want to reach out into the heart of the communities that we live in," said Clarke. "Sometimes, you just need that little mustard seed to continue to grow into who you're supposed to be. We're hoping to really impact people's lives in that way, just to make those little small changes to where that gives them a message to keep going and keep believing in themselves."

'It's going to change these kids' lives'

It's Aug. 1, and the ribbon of the renovated safe room has been cut.

The big unveiling was done. Shatina Marshall settled down in her new office.

An employee of the Tennessee Department of Children's Services, Marshall is one of the supervisors of the space. She's the one who reached out to the Byards through their foundation. It started with Byard speaking at the graduation celebration for the foster kids moving on from high school earlier in the year. He couldn't be there physically, but he sent in a pre-recorded video.

The relationship grew from there. The Byards wanted to impact the lives of children in a more intimate way. Marshall had the space for it. They collaborated in the months-long endeavor.

With the help of sponsors, the Byards gave the safe room new floors, fresh paint and a new kitchen, furniture and appliances. A teen space and a children's area was added. Functionality for the children, not just aesthetics, were central to the renovation.

It was Marshall's idea to rename the space after the Byards. She appreciated how approachable they were. How hands-on they were throughout the process.

"It's going to change these kids' lives," said Marshall. "I can't wait for tomorrow when I can open these doors to the kids and they can see what it's going to be now."

###

KEVIN BYARD

DEPARTMENT OF CHILDREN'S SERVICES 'SAFE ROOM' DEDICATED TO TITANS SAFETY KEVIN BYARD AND HIS WIFE ON SUNDAY

BY JIM WYATT
TENNESSEE TITANS
AUGUST 1, 2021

NASHVILLE – Titans safety Kevin Byard and his wife Clarke unveiled the renovated facility housing the Davidson County Department of Children's Services' Safe Room on Sunday.

The Safe Room is a dedicated space designed to help reduce the trauma for children who come into custody for child abuse and/or child neglect. Through a full cosmetic renovation this is now a safe space for the youth seeking refuge and gives them some sense of comfort.

"God has extended so much grace to me and my wife and my family," Byard said. "We only feel right to try and do the same. I give 100 percent credit to my wife. ... She ended up visiting this facility, and she had a vision, and wanted to be able to help out the community as much as possible. With me personally, I've had family that's been in the foster system, so this is near and dear to me as well."

The Davidson County Foster System is the recipient of the Byard Family Legacy Fund's annual "Gift of Grace" Grant.

"The Byard Family Legacy Fund actually has a grant called the "Grace Grant" and we model that after God's grace," Clarke Byard said. "We leave it open for individuals or for organizations ... that are in need of a little grace, a little extra help to push forward with what they are trying to accomplish."

The mission of the Byard Family Legacy Fund is not only to provide a sanctuary for families, but believes everyone deserves a second chance.

Byard, a father of two who is the second oldest of seven children, grew up without a father in his home. Byard has said his family worked hard to make ends meet growing up.

Byard, who played in college at MTSU, and his wife Clarke were on hand with their two children at Sunday's ribbon cutting.

"I want to give my personal thanks to Clarke and Kevin Byard for what they have done for the children in our custody," DCS Commissioner Jennifer Nichols said. "Kids are taken in at all times, day and night, and during that transition period, it's probably some of the most dramatic hours for them.

"The Byards have provided this home-like environment for them to stay in during those hours, and I can't imagine anything that is more important than the legacy this family is creating."

On Sunday, the Byards were presented a Certificate of Appreciation signed by Tennessee Governor Bill Lee.

Also, the Safe Room was dedicated the Byards, and the plaque will be hung inside the "Byard Family Safety Room."

"We all have a story – I have been through some rough times in my life as well," Byard said. "My path to where I am now definitely wasn't straight. ... The thing we wanted to do (with the Safe Room) is to make sure these kids feel comfortable."

###

KEVIN BYARD

BYARD NAMED TITANS' WALTER PAYTON MAN OF THE YEAR

FORMER BLUE RAIDER RECOGNIZED FOR SOCIAL ACTIVISM, COMMUNITY WORK

**BY MICHAEL GALLAGHER
NASHVILLE POST
OCTOBER 30, 2020**

Middle Tennessee sports fans have long known what kind of player and person Tennessee Titans safety Kevin Byard is.

On Thursday, Titans head coach Mike Vrabel was as close to giddy as local reporters have probably ever seen him when the third-year coach announced Byard as the Titans 2020 Walter Payton Man of the Year.

"I wanted to tell everybody how happy I was to tell the team about Kevin Byard being the Walter Payton recipient for the Titans," he said. "That is a special honor. That's something that I know that our guys hold in high regard just to the service that they do and the care for others, so just excited to be able to tell the team that and then honor Kevin (Byard) in front of the team. So, I wanted to share that with you guys as well."

Byard is one of 32 finalists for the Walter Payton NFL Man of the Year award, which is given annually to recognize an NFL player for "commitment to philanthropy and community impact."

Byard was recognized by the NFL Players Association back in September as the first Community MVP of the season after he hosted a pair of events where he helped pack and distribute over 300 kits to distribute that included backpacks of school supplies and other various items for distance learning kids.

Additionally, the 27-year-old All Pro has been one of the Titans' biggest catalysts for speaking out on racism, social justice and police

brutality this year. Byard was also one of many Titans players out on the streets in March helping the city of Nashville with its tornado relief efforts.

"This honor is no shock to anyone around Middle Tennessee," said Rick Stockstill, Byard's former MTSU head coach. "Kevin is a great man, a great husband, and a great player who always works hard in the community helping others. There's not a better leader or teammate than Kevin Byard. We love him dearly and wish him nothing but success."

Byard helped deliver his son back in August at his home in Nashville and also recently bought his mother a house back in May, stating it was "a pipe dream that only few are able to accomplish."

As the Titans nomination, Byard will receive up to \$50,000 donated to a charity of his choice by the NFL Foundation and Nationwide. Should he win the NFL award, he will receive \$250,000 donated to a charity of his choice. The winner will be announced during the Super Bowl in February 2021.

No member of the Titans has ever won the award and quarterback Warren Moon is the only player in franchise history to ever win, doing so in 1989. Baltimore Ravens defensive end Calais Campbell won the award last year when he was with the Jacksonville Jaguars.

"I think that's the total package that we're striving for, that all of us are striving for, to have some balance in our families, in our personal life, in our professional life, and then also what we're able to do to impact other people around the community and I know that's something that Kevin has done a lot of," Vrabel added.

###

**SUPER DAD: TITANS
SAFETY KEVIN BYARD
EXPLAINS HOW HE
DELIVERED HIS OWN SON
AT FAMILY'S HOME**

**BY JIM WYATT
TENNESSEE TITANS
SEPTEMBER 16, 2020**

NASHVILLE – Kevin Byard has made some clutch plays during the course of his playing career.

In the season opener at Denver, in fact, his forced fumble led to an early Titans touchdown.

But the 27-year-old made the play of his life last month when he delivered his own son, Kevin Leon Byard IV.

Yes, it's true. And on Wednesday, Byard went into great detail about how it happened while on a video conference call with reporters.

"It's one of those deals where we just couldn't make it to the hospital," Byard started off. "Obviously we weren't planning on having the baby at the house."

Byard said his wife, Clarke, started having mild contractions on the evening of August 23. Around 10:30 p.m., Byard's wife woke up and things escalated quickly. Then, she started having more severe contractions while on the bathroom floor. The child was due on August 24th.

"I kind of got up, I wasn't really panicking, but I scrambling to get some clothes on, helping her try to get dressed," Byard recalled. "Her mom was downstairs, so I called her up."

Byard then got the car ready, as Clarke Byard started moving around. Byard called the doula and said, "meet us at the hospital." But with things changing, it became, "meet us at the house."

With the doula on the speakerphone, the Byards provided updates. With the doula being 30 minutes away from the Byard's home, she

KEVIN BYARD

provided instructions. The first: "Let's try and get her in the bathtub."

But by this time, Byard said his son's "head was already poking out." At this point, Byard said his wife was on her hands and knees.

"The (doula) said, "Tell her to start pushing, the baby is coming," Byard recalled. "His face was pointing upward, so I could see his face was real purple. I was nervous about that, so the doula told me to support his head."

About 10 or 15 minutes later, there was serious action.

"Once he got his head out, his shoulders and everything just kind of slipped out," Byard said. "And I kind of caught him in my arms. He waited about five seconds, he coughed about two or three times, and started crying."

Byard's wife remained on the floor, and an ambulance was called.

"We ended up getting the placenta out, cut the umbilical cord, and we headed to the hospital," Byard said. "All of this happened from 10:30 to 11:05. It was like a 30-minute period. Things kind of went fast."

Byard and his wife also have a one-year-old daughter, Eliana.

A former MTSU star and team captain who has recorded 17 interceptions in his NFL career, Byard knows he has a moment he'll never forget.

"That was probably the most memorable thing me and my wife have ever been through in our relationship other than getting married," Byard said. "That's a story I am going to tell my son for the rest of our days."

###

KEVIN BYARD

BEING PICKED BY TITANS A "DREAM COME TRUE" FOR S KEVIN BYARD

BY JIM WYATT
TITANS ONLINE
APRIL 30, 2016

NASHVILLE, Tenn. — Kevin Byard already had the Titans hat.

And he could hardly wait to put it on. In the third round of Friday's NFL Draft, the Middle Tennessee State star got his chance as his NFL dream was realized in a big way.

"I kind of had it planned already," Byard said with a smile while speaking to reports on a conference call. "As soon as I hung up, I said, 'Give me my Titans hat. Titan up.'

"It's the greatest feeling in the world," Byard, who played 30 minutes down the road at MTSU, continued. "As soon as I heard the general manager's voice, it was just a whirlwind of madness from me. It is a dream come true. Just a few years ago I never thought I would be in this position. I just have to think the man upstairs."

Byard earned his draft position, Titans general manager Jon Robinson said.

Byard (5-11, 216) was an interception machine at MTSU, racking up 19 interceptions in four seasons. He displayed smarts on the field and off, something the Titans found out when they spent two hours with him on the MTSU campus recently.

It's why the team picked him 64th overall in the third round.

"Outstanding ball skills," Robinson said of Byard. "I think 19 interceptions speaks for itself, and he had 370-plus tackles as well. So he's a really productive football player, and he's a great guy. He is a captain, he is a (team-first guy). He embodies all the traits we are looking for. We think he can play free and strong, and he can play in the kicking game. He is really good

with the ball in his hands when he picks it off."

Over the phone, Robinson could sense Byard's excitement.

"He is walking over now," Robinson said with a smile.

Byard racked up 66 tackles and four interceptions in 2015. With the Titans, he'll have a chance to compete for playing time, and potentially a starting spot, as a rookie.

Coach Mike Mularkey said the addition of Byard adds competition at the position, which he welcomes.

"This is what we want," Mularkey said. "Those guys that want to buy in and compete and do the things we are doing, those guys will be the players we're going to do our best to keep around here."

Byard watched the draft with his family. He was hoping the Titans would pick him. He said he watched Titans games every Sunday from the locker room while at MTSU. When he was selected, he said he got 100 text messages and "probably 30 missed calls."

"When they picked me, it was almost surreal," Byard said. "I am going to go in there and work as hard as anybody coming in. I am going to go in there and make an immediate impact on special teams, and I am going to go in there and try and fight for a starting job, that is my plan.

"I am glad the Titans picked me, and they made the best decision of the draft by picking me. I am excited and ready to go to work."

###

KEITH CARTER

TITANS' TAYLOR LEWAN, KEITH CARTER FIND CONNECTION AFTER ROCKY START

BY JOHN GLENNON
BROADWAY SPORTS
MEDIA
AUGUST 7, 2021

It was not love at first sight.

That might be the easiest way to describe the early stages of the relationship between Titans left tackle Taylor Lewan and his offensive line coach, Keith Carter.

Truth be told, it's pretty easy to see – in retrospect – why the two took to one another like beer and firecrackers.

On the one side was the brash Lewan, who – in 2018, when Carter came aboard as part of Mike Vrabel's staff – was feeling pretty good about himself.

Just 26 years old at the time, Lewan was coming off a second straight Pro Bowl appearance, and the Titans were coming off their first playoff victory in 15 years. Much of the reason the team had produced back-to-back winning records had been Lewan and the offensive line. The group had helped DeMarco Murray pile up nearly 2,000 rushing yards during that stretch, while allowing just 28 sacks in 2016, 35 in 2017.

So why fix what wasn't broke?

Lewan had thrived under his former offensive line coach, Hall of Famer – and former “Hog” – Russ Grimm, who brought a low-key, laid-back leadership style to his position.

“Just kind of a relaxed guy, chillin' all the time,” Lewan said of Grimm. “Maybe has a beer at 9 in the morning kind of dude, relaxing.”

It would have been difficult to find a more polar opposite for Grimm than Carter, a tightly wound, hyper-focused bundle of energy,

whose playing career as a tight end had come to an end at UCLA in 2003 – the result of a motorcycle accident that left him with a fractured and dislocated right hip.

Just 35 years old at the time, Carter was – like Lewan – also feeling pretty good about himself, seemingly on the coaching fast track after being put in charge of an NFL offensive line for the first time in his career.

“I went in there full of piss and vinegar,” Carter said of the Titans job, “and ready to rock and roll.”

Predictably, this attitude did not go over well with Lewan, who hails from the John Mellencamp school of taking orders.

“I've never done a very good job with authority, and he's definitely an authoritative figure,” Lewan said of Carter. “So that was a hard thing for me to handle and, you know, that's just being as candid as possible.”

Added Carter: “I was the new guy, he was the veteran that's been here. I wanted to change things, he wanted to keep (things the same). It's the age-old story you've heard over and over.”

So it's fair to say Lewan wasn't clamoring for private tutoring sessions from Carter in the early going, nor would Carter have been a welcome guest on the famed Bussin' With The Boys bus – if Lewan and Will Compton's podcast had even been in existence back then.

“There were some moments,” Carter said. “We had some arguments and stuff, but it was never awful.”

Somewhere along the way, of course, Lewan began to slowly, grudgingly appreciate his new position coach. Sure, the no-nonsense, highly efficient Carter might push his linemen hard. Sure, Carter might challenge Vrabel for sheer number of F-bombs dropped on the practice field. But as intense

as Carter was, he was also a very detailed technician. Even Lewan saw that.

“There was some resistance from me in the beginning of our relationship,” Lewan said. “I went scratching and clawing the whole way.”

But the fact is that Lewan did eventually buy in.

That was a huge win for the young offensive line coach because if his Pro Bowl left tackle wasn't on board, how was Carter supposed to make inroads with the Titans' other linemen? At the time, that group included the likes of Jack Conklin, Quinton Spain, Ben Jones and Dennis Kelly among others.

“It means everything,” Carter said of Lewan's attitude change. “You needed the players that play at their best to believe in what you're doing. Because everybody else will follow.”

More than three years into their relationship, the 30 year-old Lewan is now even more impressed by Carter's work as a coach.

On Carter's watch, Lewan went to another Pro Bowl in 2018, Nate Davis evolved into one of the league's better guards, Kelly transformed from journeyman into effective starter, and back-ups Ty Sambrailo and David Quessenberry gave the Titans a huge boost filling in for injured starters last year.

The team's offensive line has helped pave the way for Derrick Henry to run for 3,567 yards and 33 touchdowns over the last two seasons, while making huge strides in pass protection – surrendering only 25 sacks last year after a dismal 56 in 2019.

“I think his standard and what he's held us to has shown a lot in the success we've had,” Lewan said of Carter. “I hate saying that out loud, but he was right, so I think I have a lot more appreciation for Keith and what he demands out of us. It's

KEITH CARTER

allowed us to go out there and play the way we do as an offensive line.

It always takes two.

“There’s always a lot of things we can do better. But there’s a consistency of everyone wanting to get better every day. No one is coming out here and going through the motions. Keith won’t let that happen.”

###

And fittingly enough, Carter’s admiration for his 6-7, 309-pound left tackle, the one with the razor-sharp wit and the James Dean streak, has grown as well. When the Titans were without Lewan for most of last season, the team not only missed his talent – but his ever-charged battery as well.

“It’s 100 percent,” Carter said of the energy difference with and without Lewan. “I’ve said it before. He’s a big personality. He’s the life of the party, so to speak.

“So from an energy and juice standpoint, that’s really important. You need that. Because you get in these dog days of camp and stuff, it can kind of get mundane. You have those hump days, and so he’s a big help getting over those.”

How’s that for a mutual admiration society?

We don’t know whether things have progressed to the point that Lewan and Carter are sharing barbecue recipes or taking vacations together these days. But as Vrabel said Friday, it’s not about coach and player being best friends. Rather, it’s about being able to form a professional connection, one based on trust and a willingness to compromise.

That’s the point Lewan and Carter have reached.

“A lot of these players have great ideas and have done things a certain way and have been successful at it,” Vrabel said. “All we ask them to do is try to keep an open mind and be willing to change, and to improve and try to think about some new techniques. I think Taylor has done that, I think Keith has done that.”

MORGAN COX

NEW TITANS LONG SNAPPER MORGAN COX, A FOUR-TIME PRO BOWLER, EXCITED ABOUT RETURN TO TENNESSEE

**BY JIM WYATT
TENNESSEE TITANS
MARCH 18, 2021**

NASHVILLE – Morgan Cox is coming back to Tennessee, to join the Titans.

Cox, who played 11 seasons as the long snapper for the Baltimore Ravens, on Thursday agreed to terms on a one-year deal with the Titans.

A Collierville native who played at Evangelical Christian School and the University of Tennessee, Cox is regarded as one of the best long snappers in the NFL.

"It was a huge attraction for me," Cox said of returning to the state. "Getting to play high school ball in Memphis and college ball in Knoxville, it just seems fitting for me to come here. I am really excited. My phone has been blowing up ever since the news hit. I have been invested in the Titans for many years now – I remember when they came to town and they were playing in the Liberty Bowl back in the day and I came to games when I was in high school.

"I love this organization. This was an easy "yes" for me. As soon as I learned that they were interested, I was ecstatic just on that. And to get the news that we had finalized it was beyond. ... I am joining a great team already, and I am excited to see how I can help improve it."

Cox is a four-time Pro Bowler, and when the league added long snapper to this year's All-Pro ballot, Cox became the first honoree.

Cox, 34, joined the Ravens in 2010 as an undrafted rookie from Tennessee. He was released by the team earlier this offseason.

Cox has played in 165 games in his NFL career. Cox was a walk-on at the University of Tennessee before earning a scholarship prior to the 2008 season. He was the starting long snapper for Tennessee for the 2007, 2008, and 2009 seasons and he earned Academic All-SEC honors from 2006–2009.

With the Titans, he'll snap to Titans punter Brett Kern on punts, but the team's kicker for 2021 remains unclear.

Cox and Kern talked on FaceTime after Cox agreed to the deal, and they've already made plans to work on their chemistry together. Cox made the drive from Memphis to Nashville on Thursday to sign his new deal.

"I am excited to work with Brett," Cox said. "I've worked with him at the Pro Bowl, and I have already planned it out in my mind and stuff. So, I am excited to get together and get to work ... and I am excited about being in Tennessee and where we could go. I think the sky is the limit."

###

BUD DUPREE

TENNESSEE TITANS' NFL FREE-AGENT SIGNINGS 2021: BUD DUPREE SHOULD HELP PASS RUSH

*BY TURRON DAVENPORT
ESPN.COM*

MARCH 15, 2021

NFL free agency is off and running, and we're keeping track of every major signing, trade and release of the 2021 offseason, with analysis from our NFL Nation reporters and grades from our experts. The new league year begins March 17 at 4 p.m. ET, which means free-agent signings can be made official after that. The first round of the 2021 NFL draft begins April 29 on ESPN.

The Titans have multiple roster needs that have to be addressed. Finding an impact pass-rusher tops the Titans' defensive needs list. Adding a game-changing defensive end/outside linebacker will likely take up most of their cap space that Tennessee has to work with.

The Titans could also use some help at the cornerback position, specifically at nickel. Wide receiver and tight end are the biggest needs for the Titans' offense. They'll need to find a kicker as well. Filling out the roster with limited cap space and 20 players that are set to become free agents won't be an easy task.

Here's a breakdown of every 2021 NFL free-agent signing by the Tennessee Titans, and how each will impact the upcoming season:

The Titans hope Bud Dupree can bolster their pass rush. Photo by Mark Alberti/Icon Sportswire

Bud Dupree, linebacker

The Titans have agreed to a deal with linebacker Bud Dupree, the former Steeler told ESPN's Jeremy Fowler on Monday. The deal will pay Dupree more than \$16 million per year.

What it means: The Titans get much-needed pass-rush help by signing Dupree who had eight sacks

in 11 games last season. Dupree had 11.5 sacks in 2019. The 6-foot-4, 269-pound outside linebacker complement's Harold Landry who is more of a speed rusher coming from the opposite side. Dupree's 24 tackles for loss over the last two seasons show he's capable of making plays behind the line of scrimmage which should help set up more third-and-long situations to allow the pass rush to go after the quarterback. The Titans allowed opposing offenses to convert on 51.8% of their third-down opportunities. That should change this season.

What's the risk: Dupree is coming off a torn ACL that occurred in Week 12 against the Baltimore Ravens. He told Fowler in early March he plans to be a full participant in an NFL training camp based on positive feedback from his doctors. The injury is a reason to be concerned, especially for a player that relies on his explosiveness to get a jump on the snap and rush the passer. The other thing to consider is whether or not Dupree will be successful without T.J. Watt on the opposite side. Dupree only posted 4.5 sacks in 2016 before Watt arrived.

Veteran Denico Autry has 30.5 sacks and 202 tackles in 96 games over seven seasons. Jeffrey Brown/Icon Sportswire

Denico Autry, defensive lineman

Autry agreed to a three-year deal with the Titans.

What it means: The Titans needed to add to their pass rush after struggling to sack the quarterback last season (19 sacks, ranked 30th). Titans GM Jon Robinson found a disruptive interior defender in Autry, who had 7.5 sacks last season with the Colts as a complement to DeForrest Buckner (9.5 sacks). Tennessee hopes to create a similarly disruptive tandem with Autry and third-year defensive lineman Jeffery Simmons. Autry created an additional five sacks last season and was double-teamed on 57.8% of his interior pass rushes.

Now that the Titans have the interior rush solidified, they can turn their attention to an impact defender who can rush the passer off the edge.

What's the risk: There really aren't any risks. At 30 years old, Autry had his second-best season last year with the Colts and that was next to Buckner. The Titans are banking on Autry's ability to be successful without Buckner as his running mate. It's not out of the question as Autry led the Colts with nine sacks in 2018. He finished with 3.5 sacks the year before Buckner arrived in Indianapolis. Autry will be 33 years old by the time his contract with the Titans expires.

Kendall Lamm, offensive tackle

What it means: Lamm gives the Titans a reserve tackle that can back up starters Taylor Lewan and Dennis Kelly. Tennessee will likely lose veteran tackle Ty Sambrailo to free agency so signing Lamm who is a year younger is a good move. Lamm comes to the Titans from the Browns who employ a similar zone-blocking scheme. Just for good measure, Lamm caught a one-yard pass for a touchdown for the Browns in their Week 13 win over the Titans last season. Under Mike Vrabel, the Titans have used numerous tackle-eligible plays that have resulted in offensive linemen catching touchdowns. Lamm could follow in the lines of Kelly and reserve tackle David Quessenberry.

What's the risk: There really aren't any risks to this deal. At 28-years-old, Lamm is a veteran tackle that can fill in if called upon. His \$8.5 million salary over two years is a bargain for a reserve offensive lineman.

###

BUD DUPREE

EDGE RUSHER BUD DUPREE ALL SMILES AFTER FIRST PRACTICE WITH TITANS

**BY JIM WYATT
TENNESSEE TITANS
AUGUST 6, 2021**

NASHVILLE – In the grand scheme of things, it was just one practice.

But for Titans edge rusher Bud Dupree, it was a start.

"Everybody said: Welcome back," Dupree said after his first practice with the Titans on Friday. "(My teammates are) excited, just like I am excited. I haven't played football since December, so it is exciting for me just to be able to do the things I am doing right now. It is fun. I love this game, and I am excited to be on the Titans."

Dupree, signed back in March, practiced for the first time – on the team's eighth practice of training camp – after being taken off the team's Physically Unable to Perform list earlier in the day.

Decked out in No.48, with red socks, red gloves, and a red sleeve on his right arm, Dupree went through individual drills, and he worked in other periods as well. Dupree said coaches and trainers are deciding on how much he does as he works his way back from the torn ACL he suffered last season while with the Steelers.

It was a different look for Dupree, who wore black and gold with the Steelers since being drafted in the first round of the 2015 NFL Draft.

"It' different, but it's fun," said Dupree, who started 66 games and he posted 39.5 sacks, 231 tackles, 54 tackles for loss, an interception return for a touchdown and 65 quarterback hits in six seasons in Pittsburgh. "Change of color doesn't mean anything. You just have to go out there and embrace your new atmosphere, embrace your new team and put everything else behind you."

Dupree, 28, recorded eight sacks in 11 games in 2020 before suffering the season-ending knee injury and he also posted 31 tackles, 8 tackles for loss and 15 quarterback hits.

Dupree posted a career-high 11.5 sacks in 2019 with 17 quarterback hits and 16 tackles for loss. Dupree's 19.5 sacks over the past two seasons rank eighth and his six strip sacks rank fourth in the NFL since 2019.

During the offseason, Dupree rehabbed in both Arizona and Atlanta, and also in Nashville. The Titans placed him on PUP at the start of camp, and he's spent the past 10 days working inside and outside at Saint Thomas Sports Park with trainers, while attending meetings.

As Dupree edges closer to being 100 percent, he knows the biggest question centering him now is: Will he be ready for Week 1?

"God willing, I am," Dupree said with a smile. "I am working hard to be able to be in a position to play whenever they need me to play. If they want me to play Week 1, if they want me to play Week 2, if they want me to play Week 3, 4, or 5, it doesn't matter. But I know mentally and physically I am going to be ready."

"So I am just going to put everything on them to allow me to know when I'll be suiting up."

###

DARRYNTON EVANS

OAK HILL TO THE NFL: ROOKIE DARRYNTON EVANS IS A BIG TALENT FROM A SMALL TOWN

BY JOHN GLENNON
THE ATHLETIC
MAY 13, 2020

Editor's note: This is the third in a six-part series on the Tennessee Titans' 2020 NFL Draft picks. John Glennon's story on Isaiah Wilson and Joe Rexrode's story on Kristian Fulton were published earlier this week.

Situated between Daytona and Cocoa Beach on Florida's Atlantic Coast, Darrynton Evans' hometown of Oak Hill doesn't carry quite the marquee name of the Sunshine State's hot spots.

It's so under-the-radar, in fact, that the town is one of very few on Florida's east coast without its own exit on Interstate 95.

You really want to get to Oak Hill? Take the exit to one of its big neighbors — Edgewater or Titusville — and start working your way through the back roads. But don't blink. Oak Hill's population stood at 1,792 as of the last census, and if you're not careful, you'll blow through town before you know it.

"It's, umm, really small," Evans said. "We have one blinking light, one Dollar General store, one gas station and then a flea market."

Those who know football, however, are becoming increasingly familiar with the little town, which — just in case you were wondering — also marks the end of Florida's 156-mile "River of Lakes Heritage Corridor." Evans will be one of two NFL players from Oak Hill in 2020, joining safety D'Cota Dixon, who spent last season, his first in the league, on injured reserve with the Buccaneers.

Evans and Dixon attended New Smyrna High School, which has also recently produced Raheem

Mostert, who led the NFC champion 49ers in rushing last season, and linebacker Cole Holcomb, who piled up 105 tackles as a Washington Redskins rookie.

Mostert, who played for five teams in his first two seasons in the league, has found a home in San Francisco. He was among the first to reach out to Evans on social media during the draft, tweeting three simple words: "We built different!" It was a message that celebrated the New Smyrna talent pipeline, and — perhaps — served to acknowledge that Evans may turn out to be the best of the bunch.

"You guys in Tennessee got a great pick in Darrynton, and you're in for a real treat," said Mostert, who ran for 220 yards and four touchdowns in last season's NFC Championship Game victory.

"He's got that same underdog mentality as I do, always having that chip on his shoulder and wanting to go out and prove himself when people doubt him. He's really something special, and I can't wait to see him take off."

"We had our fingers crossed"

Justin Watts knows the way to Oak Hill.

As the recruiting coordinator at Appalachian State, Watts is tasked with discovering those hidden gems who have managed to elude the Power 5 conferences for one reason or another.

Watts first met Evans at New Smyrna High in 2015. He expected to find a back who was a little too small to excite the bigger programs. He was pleasantly surprised when he first spotted Evans in the weight room.

"At our level, you kind of expect to see a slighter-built athlete, but Darrynton was built a lot better and was a lot more powerful looking than I expected," Watts said. "Then you start watching a little film of him, and you see what speed he had and how explosive he was."

What Watts also saw were intangibles such as effort and determination, a possible byproduct of a little-brother syndrome. Evans and Eugene Mostert, Raheem's younger brother, competed for years with their big brothers despite an age difference of about half a decade.

"(Darrynton) was definitely one of those kids that wanted to play with the big boys," Mostert recalled. "He felt like he was too advanced to play with the smaller kids, and he wanted to get better by playing with us. I was the same way growing up. I wanted to prove myself against the big dogs. That's the mindset you had to have down there."

Watts was confident he'd found a talent in Evans. But he had to sweat out the next several months, hoping Evans wouldn't attract too much attention and earn an offer from a Power 5 school. The palms of the Appalachian State coaching staff grew especially sweaty when Evans turned in a strong performance at the University of North Carolina's camp. But the Tar Heels were looking for backs with more size than Evans, who weighed about only 170 pounds at the time.

"The way he competed at that (North Carolina) camp with the so-called bigger names and bigger stars, we thought he outshined all of them," Appalachian State head coach Shawn Clark said. "We thought he was the best one in camp that day. So we had our fingers crossed hoping North Carolina wouldn't offer. When they didn't, we went full speed ahead."

Conquering the Cube

Appalachian State's coaches were at first uncertain where to use Evans, who had experience as a running back and wide receiver. At the time, the Mountaineers were loaded in the backfield with Marcus Cox, the school's all-time leading rusher, and future NFL player Jalin Moore.

But Clark, who was then the team's offensive coordinator, knew he had

DARRYNTON EVANS

to find some way to get Evans involved. That much was clear when Evans was running conditioning sprints after practice — and finishing 5 to 10 yards ahead of nearly everyone else.

“I still remember on day one of fall camp when (Evans) was a freshman. I saw him take a little bubble screen and go about 80 yards for a touchdown,” Clark said. “I mentioned to (former Appalachian State head coach) Scott Satterfield, ‘I don’t care where he plays, just get the ball to him, especially at running back. Because he can make an offensive line look very good.’”

It wasn’t just Evans’ skills as an athlete, however, that impressed the coaching staff in the early going. An honor roll student in high school, Evans threw himself into the mental side of the game as well. He didn’t just play the game — he studied it.

“He wasn’t the usual kind of freshman, coming in and trying to find his way through,” Clark said. “He was picking the brains of coaches. I was coaching the offensive line, and we’d sit down and talk about protection schemes, the run game, where you want the ball to hit.”

That sounds like the inquisitive nature of a youngster who made quick work of the Rubik’s Cube in high school. True story: Inspired by a member of the swim team who solved it, Evans and five of his New Smyrna teammates bought their own cubes and set up a competition — with a tasty reward for the victor.

“We decided whoever could solve it the fastest gets a meal from every other person,” Evans said. “So I ended up getting it done about two or 2 1/2 days later. I had free meals for a week, basically. It was nice.”

‘Lit up like a Christmas tree’

Most of Evans’ contributions as a freshman came on special teams — he returned 25 kicks, one for a touchdown — and he redshirted the following season because of an injury. By 2018, Evans was

shredding Sun Belt defenses, averaging 6.6 yards per carry on the way to a conference-best 1,187 rushing yards.

It was just before the 2019 season, Evans’ final year at Appalachian State, that he found himself flooded by a family concern. His mother, Evelyn, was diagnosed in July with stage 1 endometrial cancer, a form of the disease that begins in the uterus. The same jovial and enthusiastic mom, who’d been in the stands for nearly every game of his career, would be forced to undergo surgery to remove the cancer.

“It hit me hard,” Evans said. “But at the same time, my mom and the rest of the family were so positive about it. She just gave it to God and that helped me. Really, she wasn’t too concerned about herself. She was more concerned about not being there for my games.”

On Oct. 31, Evelyn, only months removed from successful surgery, was back cheering for her youngest son. The retired Florida Department of Corrections probation officer, along with her husband, Darry, made the 600-mile trek up from Oak Hill, supporting Darrynton on a snowy Halloween night in Boone, N.C.

“He just lit up like a Christmas tree,” Clark said of Evans, “and it was a beautiful thing to watch.”

By season’s end, Evans had piled up 1,480 rushing yards and 18 touchdowns on the ground, adding five touchdown catches on just 21 receptions. One of the more impressive stats the 5-foot-10, 203-pound Evans compiled: Over the course of his final two seasons, he totaled 11 runs of 50 yards or more.

Where did Evans develop the kind of speed that enabled him to run a 4.4 40-yard dash at the NFL Scouting Combine? In little Oak Hill, of course, playing with the big boys.

“I was always playing with those older guys from Pop Warner

through high school, and I had to find some kind of advantage to help me keep pace and play with everyone,” Evans said. “I had to find my niche and what I could do, where I could get on the field and produce. So speed has been there. I would say I just did it in college on a bigger stage.”

‘Those guys couldn’t cover him’

So now Evans must prepare himself for the NFL, the biggest stage of all.

And, thanks to the Appalachian State staff, he got a head start last fall. Every year, the Mountaineer coaches study one NFL offense and incorporate some of its principles into their own playbook. It just so happened that App State chose the Titans prior to the 2019 season.

“I don’t think there will be much teaching because he understands it,” Clark said. “I think that should make it an easy transition for him.”

While hulking Derrick Henry is still expected to get the bulk of the Titans’ carries this season, the team’s hope is that Evans can provide a change-up — a blazer who can fly past defenses that get accustomed to Henry’s power. In addition, Evans is likely to have plenty of opportunities as a third-down receiver. Sure, he only caught 21 passes in the Mountaineers’ ground-based attack last year, but Evans does show promise as a pass catcher.

“We could have him in the backfield, shift to empty and put him on a linebacker,” Clark said. “It didn’t matter whether it was Penn State, Tennessee, North Carolina, South Carolina or Coastal Carolina. It was the same result. Those guys couldn’t cover him in space.

“He’s just a guy that does a great job understanding what you’re trying to get done on offense, whether it’s the run or pass protections. He saved us many times on protections because he just knew where the hot guy was coming from. He took a hit off the quarterback. It was just very impressive to watch him do that.”

DARRYNTON EVANS

We'll let Mostert, Evans' fellow New Smyrna alum, offer up a final juicy NFL scouting report.

"He brings a lot of unique ability in the passing game," Mostert said. "He's more like Alvin Kamara coming out of the backfield, able to catch and also take jet sweeps and do all that type of stuff. He's not just one-dimensional. He can definitely do multiple things."

High praise and high expectations?
Correct on both counts.

But who knows? If Evans can live up to those kinds of standards, he might just earn Oak Hill an exit all its own one day.

###

DARRYNTON EVANS

###

TITANS RB DARRYNTON EVANS GETTING UP TO SPEED IN SECOND YEAR WITH TEAM

**BY JIM WYATT
TENNESSEE TITANS
MAY 29, 2021**

NASHVILLE – Darrynton Evans is used to doing things fast – he was once clocked at a 4.36 in the 40 while in college at Appalachian State.

While Evans maybe didn't know it – or appreciate it – at the time, he thinks slowing down during his rookie season with the Titans in 2020 was beneficial.

And he hopes it will help him moving forward.

"Getting hurt last year was probably one of the best things for me," Evans said on Thursday. "It gave me time to sit down and reflect on everything on the field, where now I see things a lot different."

Evans found this out the hard way. The talented running back played in just five games last season because of injuries. He carried the ball just 14 times for 54 yards, with two catches for 27 yards and a score. He also contributed on special teams.

A third round (93rd overall) pick in the 2019 NFL Draft, the 5-foot-10, 203-pound Evans posted 4,642 all-purpose yards at Appalachian State, with 34 career touchdowns. In 2019, Evans produced 2,064 all-purpose yards with 1,480 rushing, 198 as a receiver and 386 on kickoff returns.

"It is kind of hard to say you didn't get frustrated, definitely when you want to be out there on the field," Evans said. "You worked hard, but you aren't able to showcase anything. It is definitely tough. But at the same time, you have to be able to keep a level head, because if you don't it's not going to get any better."

The Titans want to see Evans take a big step in 2021, and it's starting this offseason.

Evans was very active in Thursday's OTA. In addition to working at running back, he also worked with the receivers in individual drills as the team explores his abilities.

Chances are the experiment was done to expand his skills as a threat out of the backfield, but as they say, the more you can do ...

"I don't know where he's going to line up right now, but I know that Darrynton has been a versatile player," Titans Coach Mike Vrabel said of Evans. "I know he dealt with some injuries in his first year. I would say that he's a player that we're excited about, and (he) has some versatility. He worked (at receiver Thursday), and those are ideas that we try to have. (We) try to get him some cross training work, and a lot of those players that can handle more than one particular role, then we'll continue to add those roles to them, and I'd say Darrynton would be one of those players."

Evans plans to use the OTAs, and this offseason, as a chance to prepare himself for bigger and better things in 2021 in a running backs room that features Derrick Henry. He's asking more questions, even though he has a much better understanding of the playbook.

This time last year, because of the pandemic, Evans was working out in Florida, not with his coaches and teammates in organized team activities.

The time on the practice field this offseason should help him, no matter how he's used by the team.

"Wherever coach Vrabel tells me to go, that's where I am going to go," Evans said. "If he wants me to play tight end and get some reps there, I'm going to go there. If he wants me to go o-line, I'll end up going there."

"Really, I am just excited to go wherever I can to help the team and try and contribute – that's my main thing, to try and contribute this year and help the team advance."

RASHAAN EVANS

HOW CHASING HORSES, COUNTRY LIFE SHAPED TITANS' RASHAAN EVANS

BY CAMERON WOLFE
ESPN.COM
JUNE 21, 2018

NASHVILLE, Tenn. -- Aladdin is much faster than you, but maybe one day you'll catch him. That thought ran through Tennessee Titans linebacker Rashaan Evans' head day after day, week after week, year after year while growing up on his family's ranch in the deep country woods of Auburn, Alabama.

The Evans brothers essentially had a farm lifestyle, living on 5 acres of open land with unfenced woods covering much more ground. They raised chickens, ducks, rabbits, birds, dogs, cats, other foreign animals and even hosted coyotes that would sometimes kill the chickens. It was here that Evans fell in love with nature. He has a special affinity for horses that began when he and his brother, Alex, participated in equestrian events as youngsters.

But chasing a horse is unusual. Alex, a year-and-a-half younger than Rashaan, is the animal aficionado of the family. He brought the idea to Rashaan when the two were in fourth and fifth grade, respectively. Rashaan looked at him like he had two heads. Alex saw it as fun and exercise. He knew the family's handful of Arabian horses, known for endurance, ran up to 30-35 miles per hour.

"That sounded dangerous: to run behind a horse? A horse is a powerful animal. It could kill you. I thought he was crazy," Rashaan said. "But I tried it one day. Everything went good. We kept doing it. I enjoyed it. I actually got a little faster."

Alex, the only one of the two to catch a horse, added: "When you're having fun, you don't realize it but it's great conditioning and speed training. We ran with them for about

45 minutes every day from grade school through high school. If you can imagine running full speed for that long, you get a good bit of workout in."

Eleven years later, Evans points to his horse-chasing and country upbringing as key reasons why he was the Titans' first-round selection and hand-picked future leader of the defense. He says his unique hobby and lifestyle made him faster and tougher. His experiences growing up made him ready for everything the NFL will throw at him.

"We're not going to ask you to chase any horses," Titans general manager Jon Robinson joked to the former Alabama linebacker one day after drafting him.

Robinson and Titans coach Mike Vrabel visited Alabama's pro day in March to scout Evans and several other Alabama prospects. In a group of alpha males, former five-star high school recruits and future NFL stars, Evans clearly stood out.

"You could see his leadership in the room, the command that he had in that room," Robinson said. "He kind of had an old-soul feel about him."

The old-soul reference made Evans laugh. It isn't new. He's heard it his whole life, whether in reference to his determined approach to football or jokes about him being a bald 21-year-old man. He's just glad Robinson loves him for who he is.

"I am an old soul, that describes me well. A lot of people say I'm ahead of the curve in my generation. That's how I was raised up in the country," Evans said. "My mom was constantly harping on making sure you do the right thing, make sure you're respectful, make sure you clean up the bed. She believed that translated in life. It paid off."

Vrabel believes Evans can become one of the Titans' leaders, even as a rookie. Robinson drafted Evans to be a core piece of a championship team. There is a long list of star Alabama linebackers who have set a standard of physicality and NFL

success. Expectations are huge for this country kid who loved to chase horses, but he appears unfazed.

"I must accept that challenge. The head of the organization is looking at me to be the guy to tell everybody else what they have to do. It's a big responsibility because you have to be doing right, too," said Evans. "You have to earn your teammates' trust. You have to live a certain standard. It's not for everybody. But I embrace it."

It won't be the first time Evans is presented with a big challenge at the start of a new journey. Four years ago, Evans chose to attend college at Alabama, snubbing Auburn on signing day, which shocked his community and left his family's business threatened and created plenty of trouble for them.

Rashaan Evans
✓
@616evans4

All I did was commit to a university to get my education and pursue my dreams but a whole city gone try and treat me like I'm satan #Really

Going to Auburn was an Evans expectation. His father, Alan, was a star running back at Auburn. His mom, Chenavis, received four degrees from Auburn, including her doctorate. His older sister was an Auburn cheerleader. His uncle is a vice president at Auburn. His cousins all went to Auburn.

"We just have an Auburn family. We went to Auburn High. We lived in Auburn our whole lives," said Alex, who chose to follow his brother and run track at Alabama. "To switch from Auburn to Alabama was a big shocker to the community and our family. We made the best of it. The cream always rises to the top."

Rashaan didn't take the easy way. He picked what was best for him -- Alabama. He took the process slow, went through every possible outcome and accepted all the

RASHAAN EVANS

negative reaction in stride. He says how he handled that difficult situation is one of the proudest moments of his life.

"Everything ain't fruit and berries. You gotta work for everything you get," Evans said. "You're going to have to make some big-man decisions, life-changing decisions. That was one of my first ones. I felt like, 'I'm a man now.'"

Now he's the newest, important man in Tennessee. So important that he'll be chasing quarterbacks and running backs, not horses, now.

###

RASHAAN EVANS

TITANS TEAMMATES KEVIN BYARD, RASHAAN EVANS SEE REASONS FOR HOPE IN SEARCH FOR SOCIAL JUSTICE

BY JIM WYATT
TENNESSEE TITANS
JUNE 11, 2020

NASHVILLE – The death of George Floyd will always be painful to watch.

It's equally heartbreaking, and sickening.

Unfortunately, similar scenes have played out too many times over the years.

This time, the hope is it will lead to change, and those pushing for it include Titans safety Kevin Byard, linebacker Rashaan Evans, and quarterback Ryan Tannehill, who all spoke on the subjects of police brutality and social injustice during a Zoom conference call on Wednesday.

"I've watched police brutality and I've watched guys being killed on TV, if it's black or whatever, for a long time," Byard said. "I don't really like to watch it. I don't like to see that coming down on my timeline. I try to stay away from it as much as possible. But at the end of the day you can't help it when you put the TV on and see different things. At the end of the day, my heart goes out to everyone, my heart goes out to all the victims and the families. I just hope and pray that one day while I'm raising my daughter, and I have the conversation with her about police brutality or just growing up being black in America, that conversation is a lot better than what it is right now."

Kevin Byard Reacts to Civil Unrest In United States

All three players say they have been encouraged by what has happened in the wake of Floyd's death in Minneapolis, which occurred when police officer Derrick Chauvin

kneeled on Floyd's neck for more than eight minutes.

Floyd's death has led to more conversations across the world, and awareness, and a lot of that is happening through protests.

"It's globally that people are bringing awareness to something like this," Evans said. "You're talking about not just in the United States, you're talking about in Germany, Italy. ... Watching on my TV screen, I saw many people many cultures, many colors, literally come together for one cause. I thought that was the most beautiful thing I've ever seen in my life. I've never seen this many people take this matter and take it in their own to really be able to bring awareness about it.

"To have that many people take that to heart and be able to protest about that, I think it's a big step to just in the future, just in general with the world. I feel like people now are starting to be more and more gentle with each other. I feel like we definitely need to be more gentle with each other with the things that we say and how we treat each other."

Titans head coach Mike Vrabel said last week he's had a number of conversations with players in the wake of Floyd's death.

Tannehill said he's tried to educate himself over the years so he would have a better understanding of what his black teammates have experienced and he said "it's really shocking what guys have been through."

Rashaan Evans: I am Ready to Play, Ready to Go

"We're dealing with a big issue right now that has plagued our country for a long, long time," Tannehill said. "Some really good conversations are going on right now, and I think the progress our country is making is headed in the right direction slowly but there's still a long, long way to go. This is not a short-lived awareness thing -- it is something that is going to have to go on a long

time to get to where we need to be with justice and equality."

In time, Byard hopes the world will be a better place.

"I'm happy that the awareness and the stuff that is going on around the country right now today is happening," Byard said. "I honestly feel like we're in a monumental time in our history just with the level of consciousness, and everybody not necessarily waking up, but just understanding that like I said all lives matter and different things like that. I would just say that for anybody that's trying to understand what black people are going through or trying to figure out what they can do in this situation is just have empathy. Have empathy as human beings to understand that everybody goes through struggles, not just black people, everybody goes through struggles. Just understand to be more empathetic and be more humane.

"Everybody's lives should mean equally as everybody else's no matter what your skin color is, what you look like, no matter what. That's definitely how I feel about that. I support everybody peacefully protesting all racial injustice all around the world, police brutality, social injustice, systemic racism, everything. That's kind of how I feel about that."

###

**FORMER ALABAMA
LINEBACKER DONATES
GEAR TO LOACHAPOKA
HIGH SCHOOL**

**BY HAILEY SUTTON
WSFA 12 NEWS
AUGUST 16, 2020**

LOACHAPOKA, Ala. (WSFA) - "When you go to sleep at night, if your dreams are not big enough to where you just want to jump out of your bed in the middle of the night, they're not big enough."

That was the message shared with the Loachapoka football team Friday morning as they gathered outside for a "special surprise. Thanks to Tennessee Titans linebacker Rashaan Evans, the program feels like they are a little bit closer to achieving those dreams.

"Today was a great day," said Loachapoka head coach Frederick Newton. "To see my kids smile the way they did, especially during this pandemic and what's going on, it just brings my heart up."

The Indians were gifted two different pairs of cleats to wear during games this season, along with gloves and other important equipment.

Evans and his foundation, the Razor Foundation, donated more than \$40,000 worth of equipment to the players, a gift that some of them have never received.

"Nobody has ever given us nothing like this before, so it feels good to get something for the community," said senior linebacker and running back Brandon Bedgood. "Me and my teammates - some of us have never had stuff like this, so it feels good to get this stuff."

For them to come out and do that for us when they didn't have to, it was just great to see that," added Newton. "If you saw those kids over there looking at the shoes and everything, like I told someone earlier, it's like Christmas in August."

RASHAAN EVANS

Rashaan was unable to be at the high school because of coronavirus restrictions, but even 280 miles away, he was still overwhelmed at the impact his donation made.

"It means everything. That's the biggest thing about doing what I do and the things that I live by, is trying to inspire as many people as I come across, and change as many lives as I can," said Rashaan. "I can only being in that situation where some of these guys have nothing. They have no shirt on their own backs, so to be able to have the opportunity to give shoes and some of the other gear, it definitely was a good thing for me to do."

His father, Alan, who helps out with the Razor Foundation echoed those sentiments; and is proud that his son is finding ways to make an impact in local communities.

"Him having the opportunity to play in the NFL, and make the kind of money he makes, and then to be able to give back some of what he has earned, it makes me feel good as a father because he could be doing a lot of other things with his money," said Alan. "He could be buying a Ferrari, or he could be doing something else with it, but he decided he wanted to give a portion of the proceeds of his earnings back to the community."

"I think it was a beautiful thing from some of the pictures I've seen, which really made me feel good because at the end of the day, you play football, you get all these accolades and achievements, but the number one thing is what have you done at the end of the day for other people, and I feel like this opportunity is one that was given to me, especially to do it for some kids and a community who needed it," added Rashaan.

No matter how uncertain the 2020 football season is, the Evans family hopes their donation will inspire more players to have their dreams keep them up at night.

"It motivates me a lot because we play the same position, so I feel like if he can do it, I can do it, too if I put in the same work," said Bedgood.

"To see [The Evans family], hopefully when I go in and speak to [the team] about what this meant to us, and get their opinion on what this meant to them, this hopefully will open up dreaming to them also," said Newton. "So they can be the next Rashaan Evans."

The Razor Foundation also donated gear to the Loachapoka boys and girls basketball teams last November.

###

CALEB FARLEY

DOUBT TENNESSEE TITANS' CALEB FARLEY AT YOUR OWN RISK. HIS MOTIVATION COMES FROM LATE MOTHER

**BY GEORGE ROBINSON
THE TENNESSEAN
APRIL 30, 2021**

It doesn't take long to realize the kind of player the Tennessee Titans selected with the 22nd pick in the 2021 NFL Draft on Thursday.

Caleb Farley isn't interested in talking about the injuries he has suffered, including his two back surgeries and a knee injury before college. His recent positive COVID-19 test result is of no mind, and his decision to opt out of the 2020 college football season at Virginia Tech has already been discussed ad nauseam.

Farley is a Titan. And that's enough for him.

Would have been enough for his late mother, too.

"I was telling my mother I was going to be a first-round draft pick when I was like 7 years old," he said. "I hope she's smiling down on me from the sky."

Any physical obstacles Farley has faced through football pale in comparison to the loss of his mother, Robin, to breast cancer in 2018.

The memories of conversations he had with her as a child are still fresh, and his thoughts drifted to her when the Hickory, North Carolina, native heard his name called Thursday.

"She always believed in me," he said.

Robin was diagnosed with cancer in 2009 and endured two years of chemotherapy and radiation. For a while it looked like she had beaten the disease. But the cancer returned aggressively and invaded her bones.

"After some time it started to wear on her," Caleb's father, Robert Farley, told The Tennessean. "I think Caleb accepted what happened because he knew that his mother had faithfully lived the life she wanted to live. She didn't die in regret."

Robin died without seeing her son play college football.

She attended every game from the time he began playing little league at 7 through his high school career at Maiden High School in North Carolina, where he starred as a quarterback.

Caleb tore the ACL and MCL ligaments in one of his knees prior to arriving at Virginia Tech in 2017. He took a redshirt his first year on campus, and was moved to wide receiver. Months later, in January 2018, Robin died with her family, including Caleb, by her side.

"He never once thought about not playing football after his mother's death," Robert said. "He's always been committed to it. His mom encouraged that commitment. I mean it was difficult on all of us and it took some time to adjust but Caleb pours himself into football. He loves it that much."

Football is Caleb's love, but family has been the foundation. It's the reason why he decided to opt out last fall despite coming off a 2019 year in which he led the ACC in passes defended (16) and finished with four interceptions as a converted cornerback.

It was a risky move. He was the first high-profile college football player to make that decision, and some questioned whether it would hurt his rising draft stock.

"Yeah, it's just frustrating," Farley said about having to answer questions about his health. "It gets to the point where you want a team to draft you, that believes in you, and if you don't believe in me, then play against me."

"Caleb opted out because of his concern with COVID," Robert said. "It was as simple as that. It had nothing to do with his injuries. He wasn't hurt. You have to understand, we were still learning about the short- and long-term effects of this virus. He didn't want to risk his health or possibly the health of his family members."

Virginia defensive back Caleb Farley, right, intercepts a pass intended for Miami wide receiver Dee Wiggins during the first half of an NCAA college football game, Saturday, Oct. 5, 2019, in Miami Gardens, Fla. (AP Photo/Lynne Sladky)

Caleb maintained a strength and conditioning schedule last fall. Despite not seeing the field in 2020, his instincts and ability in man coverage were enough to convince NFL scouts. The Titans felt his 6-foot-2, 207-pound frame and athletic skillset at cornerback — a position of need — were too good to pass up.

"He's long and I think (man coverage) is something they did a lot of at Virginia Tech," Titans coach Mike Vrabel said. "Those guys were manned up outside without a whole lot of help. He's coming from a very aggressive scheme that puts a lot of pressure on those guys on the outside."

Farley was invited to attend the draft in Cleveland on Thursday, but a positive COVID-19 test result earlier in the week prevented him from attending.

Farley was tested again Thursday and that result came back negative, he said. But the questions about his health remain. And so will the memories of his late mother, and the motivation she gave him to overcome any obstacles en route to the NFL.

"When coach called me to tell me I was going to be a Tennessee Titans, the first thing out of my mouth was 'When can I get the playbook?'," Caleb said. "I'm extremely excited

CALEB FARLEY

to get back on the field and rep these colors."

###

CALEB FARLEY

AFTER LOSING HIS MOM TO CANCER, TITANS' CALEB FARLEY LEANED ON FAITH TO HELP REALIZE HIS NFL DREAM

**BY TURRON DAVENPORT
ESPN.COM
MAY 14, 2021**

NASHVILLE, Tenn. -- Robert Farley was sitting at a card table playing spades when his phone rang. His son Caleb was on the other end and burst into tears as he began to explain that he just tore the ACL in his knee.

Caleb was then a freshman wide receiver at Virginia Tech and thought his playing career was in jeopardy.

"OK, it's all right," Robert said, recalling that 2017 conversation. "No, baby, the advancement with medicine and everything they have going now, they'll have you back in no time. You still have your career ahead of you."

Robert was right. Caleb, who developed into a top cornerback prospect, was taken by the Tennessee Titans at No. 22 in the 2021 NFL draft.

The knee injury turned out to be a blessing in disguise. Not playing afforded Caleb opportunities to travel back to Maiden, North Carolina, to spend time with his mother, Robin. She was being treated for a second bout with cancer. She was first diagnosed with breast cancer when Caleb was in junior high, but it went into remission after two years of treatment.

But the cancer returned and this time it was too much -- Robin died when she was just 53 years old. But what Caleb learned from his mother's struggles with cancer ultimately strengthened his faith and prepared him to deal with his own health challenges that laid ahead before he could realize his NFL dream.

Titans rookie Caleb Farley joined the NFL draft broadcast from his father's home in North Carolina. AP Photo/Tony Dejak

According to Robert, his wife never asked why God allowed her, a faithful person, to get sick. Despite the bad days that came from chemotherapy treatments, Robin made sure it wasn't obvious how much she was struggling.

Robin's strength and steadfastness to her faith while enduring such a trying fight left an impression on Caleb, underscoring the importance of having a close relationship with God.

"I can say that was the start of me maturing in my faith," Caleb said. "I've always been built up in the scriptures and known what you should and shouldn't do. It wasn't as intimate or as pure of a relationship as it could have been.

"When I saw my mother go through that and believe that she could be healed and then I saw it come back and kill her, it hurt my faith in the beginning. But I believe you have to serve the Lord when it's good and bad. I made the decision that I was going to trust God. I would be lost without him."

Working through the loss of his mother was a test, but Caleb knew his mother would want him to press onward toward his goal of being a professional football player -- something he wanted to do since he was little.

Like many young kids, Caleb was told his NFL goals weren't realistic. But his mother was always the one telling him he could do whatever he put his mind to doing.

"My mother had a crazy belief in me and things that I could do," Caleb said

Robert added: "It was all about his little will. He was so determined at such a young age."

Caleb was a star quarterback at Maiden High School, passing for

1,776 yards and 21 touchdowns and rushing for 2,574 yards and 37 touchdowns as a senior. But after enrolling at Virginia Tech, he became a wide receiver. Then came the knee injury that ended his freshman season.

That will Robert noticed in Caleb at an early age was put to the test when he changed positions again, this time converting to cornerback before the 2018 season.

But Caleb quickly found success. He notched two interceptions and a sack against Florida State in his first start at corner. Then in 2019, Caleb established himself as one of the best cornerbacks in the country when he posted four interceptions, one of which he returned for a touchdown, along with 12 passes defended.

Then adversity struck again.

Caleb Farley had four interceptions and 12 passes defended during 2019 -- his last college season. AP Photo/Lynne Sladky

Caleb suffered a herniated L5 disk and bulged S1 joint while doing a deadlift exercise. The injury caused him to miss the final two games of the 2019 season. He had a discectomy performed on the L5 in February 2020 and was advised to let the bulged S1 heal on its own.

Next came another curveball: The COVID-19 pandemic, which complicated things even more because of the uncertainty surrounding the college football season. Caleb understood how much another year of experience would bolster his draft stock.

Robert thought another season would solidify Caleb as the best corner in the 2021 draft class.

"I knew that if he came out of college playing another year, he was going to grow by leaps and bounds," Robert said. "I knew if he played another year, it would be without question that he was something special, something you don't see often."

CALEB FARLEY

###

But Caleb's mind was on his family. Having lost his mother already, he was not about to put his father at risk by exposing him to COVID. He wasn't comfortable with how procedures were being followed at Virginia Tech. In July, he made a decision to opt out of the 2020 season.

Here is former Virginia Tech CB Caleb Farley's announcement that he is opting out of the college football season to train and turn pro, sent to ESPN: pic.twitter.com/5j4FmQvGKy

— Adam Schefter (@AdamSchefter) July 29, 2020

"My faith taught me to be smart and cautious," Caleb said. "I had to identify and target what was disturbing my peace. With everything going on with my living arrangements, I couldn't see me playing being the best decision. I had to be cautious and protect my father."

Robert wanted Caleb to play, but understood his reasoning. He didn't want Caleb to carry that weight on his shoulders, so he supported the decision.

Caleb was still widely projected to be top-10 draft pick, but adversity found its way back into the picture.

The bulged S1 was still causing Caleb discomfort when training for his pro day. He elected to have a microdiscectomy in March, which kept him from being able to perform at his pro day, where he could have showcased his speed and athleticism for NFL personnel executives and scouts.

Suddenly a player who was a likely top-10 pick was projected to go in the latter half of the first round. But Caleb remained positive and maintained his faith that everything would work out. This was what all of the other obstacles he faced prepared him for.

"For him to have endured that and went through that adversity, there

could not have been any bigger adversity that he could have faced," Robert said. "He faced that and moved past it. The rest of it is just small matters."

But there was one more twist in store for Caleb: The NFL invited him to Cleveland for the draft, but he was unable to attend when he tested positive for COVID.

pic.twitter.com/TCLWNde6lx

— Caleb 🏆 (@IamCalebFarley) April 28, 2021

Instead of traveling to Cleveland to celebrate, the Farleys spent the day at Robert's home. Caleb tested negative the morning of the draft, but the family celebrated in separate rooms to be safe. Caleb was in his father's living room by himself while everyone else was in the garage.

Caleb says he views what happened to him over the past year as a chance to prove his faith and not take anything for granted.

"This whole situation has been eye-opening," Caleb said. "I've gotten closer to my family and to God. I am just thankful to wake up every day and breathe air and still have football and carry out my dreams."

He remains confident he will be ready to play when the Titans report for training camp and says he's felt great since the day he had the surgery in March. Caleb laughed as he reflected on how he woke up from surgery and walked out a day later to jump on a flight from Los Angeles to Virginia to attend the Hokies' pro day.

Caleb knows that in due time he will fulfill his dream of being an NFL player with his mother proudly looking down from above. He is dedicating this season to his mother.

Added Caleb, "If she were here, I would be talking trash to her about what I'm about to do to everybody and she'd be telling me, 'Yeah, baby, that's what you're going to do.'"

CALEB FARLEY

FARLEY HONORS GRANDMOTHER WITH EXTRAVAGANT GIFT

**BY DAVID BOCLAIR
SI.COM
JULY 10, 2021**

“For me, I leaned on my faith, which was extremely helpful to me,” Farley said on draft day. “I trust in God. I trust in Jesus Christ. Lord willing, I knew I was going to be playing football this year.”

###

Caleb Farley brought his grandmother to tears Saturday.

The Tennessee Titans’ first-round pick in the 2021 NFL Draft made what he said was one of his “childhood dreams” come true when he presented her with a car. Farley surprised her with the SUV that was parked in front of her house with a bow on top and a sign in front that read “Love You Granny Coco.” Another sign said “Faith” and included a cross.

“Keep checking off these childhood dreams,” Farley wrote on Instagram, where he posted a photo and a video of the moment. “My (grandma) kept me covered in prayer since a baby! Love my family, she about made me cry.”

Tears did fill his grandmother’s eyes as she hugged Farley and offered praise to God. Farley was dressed in a Titans T-shirt and cap.

The 22nd overall selection in this year’s draft, Farley signed a four-year, \$13.495 million contract in May. The deal, which is fully guaranteed, included a signing bonus of just less than \$7.2 million.

The cornerback out of Virginia Tech has not played football since 2019. He opted out of the 2020 college football season to prepare for the draft and underwent two back surgeries in less than a year, which created questions about whether he will be ready for the start of training camp and/or the regular season and caused him to drop down the draft board.

He did not participate in practices during last month’s organized team activities (OTAs) and mandatory minicamp but has maintained his belief that he will be a contributor this season.

ANTHONY FIRKSER

TITANS TE ANTHONY FIRKSER EARNED A PARKING SPOT NEXT TO TITANS HC MIKE VRABEL'S TRUCK, BUT IS THAT REALLY A GOOD THING?

**BY JIM WYATT
TENNESSEE TITANS
JULY 30, 2021**

NASHVILLE – Titans tight end Anthony Firkser was awarded for his work during the offseason, named one of the team's top performers by head coach Mike Vrabel.

It came with a prime parking spot in the new parking garage at Saint Thomas Sports Park.

The good news is Firkser's parking spot is right next to Vrabel's white Nissan Titan truck.

The bad news is Firkser's parking spot is right next to Vrabel's white Nissan Titan truck.

Vrabel, of course, now knows Firkser's schedule especially well.

"I guess that's true," Firkser said after practice on Friday when reminded of the potential downside. "I have to try and get here before him, and leave after him, and that might be hard."

God forbid Firkser put a ding on the head coach's vehicle.

Rumor has it the passenger side wheels on Vrabel's truck were over the white line, and in Firkser's space, on Day 1 of training camp. Make no mistake: This tidbit didn't come from Firkser.

"That's a little nerve-wracking," Firkser said, smiling. "I have to stay away from his (truck)."

Firkser, for the record, said he was happy to be recognized alongside teammates Nick Westbrook-Ikhine, Tearr Tart and Larrell Murchison for the annual offseason award.

"(But) I don't think that I did anything extraordinary than any of the other guys who were working out this offseason," Firkser said. "Everyone was here, trying to help the team. But I was thankful for the award."

Coming off a year when he caught 39 passes for 387 yards and a touchdown in 2020, Firkser is in line to play a bigger role for the Titans this fall in his fifth NFL season.

In training camp, Firkser and fellow veteran Geoff Swaim are the leaders of the tight end group.

Safety Kevin Byard, for one, believes Firkser is in a prime spot.

"Firkser, he's a top-flight tight end in my opinion," Byard said on Friday. "I went against Delanie (Walker) my first couple of years, and then Jonnu (Smith) as well. I would definitely put Firkser right up there. Honestly, the dynamics of our offense right now, where you have Julio (Jones) and A.J. (Brown) and you have Derrick (Henry) – that is the main focal points.

"Working in the middle of the field, I think Firk is going to have a year. I am not making any predictions or anything he is going to do, but I am excited about what he is going to be able to do this year. I worked out a few times with him (this offseason), so I know the time he is putting in. I know he is super-excited to have the opportunity he is having this year with Jonnu departing."

Firkser said on Friday he's added roughly five pounds to his 6-foot-2 frame, which puts him right around 250 pounds. He feels stronger, and he believes the added bulk will help him.

Firkser, who played collegiately at Harvard, said he wants to be a bigger asset in the run game, so the extra size will help with his blocking. But he also wants to stay fast and keep his agility, which will help him as a receiving threat.

His plan in training camp, and this season, is simple.

"Just take advantage of the opportunities, and make sure every play you are doing your job and excelling at your job," he said. "You want to show you want to work hard and have effort and finish, which is what Vrabel stresses.

"I am just trying to see where I fit in this offense and see where I can add value."

###

ANTHONY FIRKSER

TITANS TE ANTHONY FIRKSER TEACHES SKILLS, LIFE LESSONS AT FOOTBALL CAMP FOR KIDS

***BY JIM WYATT
TENNESSEE TITANS
JUNE 14, 2021***

NASHVILLE – Tight end Anthony Firkser worked to established himself in Nashville, with the Titans.

On Sunday, Firkser gave back to the community with his first football camp for kids.

Roughly 80 campers, ages 7-16, showed up at D1 in Franklin to learn from Firkser and a good number of his teammates.

"Just being with the Titans for three years now, going on my fourth, I've spent some time here," Firkser said. "And I thought it was a good opportunity to let the (campers) meet me and a bunch of my teammates. It's a chance to show them we're just like them, and give them some guys to look up to.

"My main goal is to explain to them that I was in the same position as they were, loving sports growing up, and doing whatever it takes to be on team. I wanted to tell them ways to push themselves through challenges, and be able to reach your dreams at the end of it. Just be able to give them a visual of a person they can relate to and see themselves there one day if they have that dream."

Firkser, a native of Manalapan, New Jersey, who played in college at Harvard, joined the Titans during the 2018 offseason after spending time previously with the Jets and Chiefs. Firkser caught 39 passes for 387 yards and a touchdown in 2020.

In addition to Firkser, quarterback Logan Woodside, fullback Khari Blasingame, receiver Josh Reynolds, tight end Tommy Hudson, tight end Miller Forristall, receiver Mason Kinsey, and

cornerback Elijah Molden all took part as coaches.

All proceeds for the camp went to Caring Hearts, a 501(c)3 nonprofit organization that helps families in need in Nashville and Mexico.

"I think it went really well," Firkser said of the camp. "I was fortunate enough to have a bunch of teammates come out and volunteer with the kids, and it was a fun experience for all of them. To use football as an opportunity to bring everyone together, it's great. It's a way to give back to the fan base, which has been important in my growth."

###

KRISTIAN FULTON

TITANS CORNERBACK KRISTIAN FULTON FULFILLS NFL DREAM JUST 2 WEEKS AFTER GRANDFATHER DIES DUE TO COVID-19

**BY ERIK BACHARACH
THE TENNESSEAN
APRIL 25, 2020**

Kristian Fulton was surrounded by family at his New Orleans home Friday night when he finally heard his name called in the 2020 NFL Draft.

One of his biggest fans, though, was missing as the Titans selected the former LSU cornerback in the second round.

Louis Fulton Jr., Fulton's grandfather, died two weeks ago because of COVID-19. So while Fulton saw his NFL dreams come to fruition Friday, it wasn't easy.

"Definitely was (difficult)," Fulton said on a conference call with reporters after being drafted. "There's a lot going on right now, just dealing with everything that's going on.

"It's crazy. I had just talked to him a few days before and he was telling me how he was still watching some of my old games that was coming on TV, and he was always watching and was always excited just to see me succeed. It definitely was tough for me."

Fulton, a 6-foot, 197-pounder, gives the Titans secondary a much-needed jolt. Known for his penchant for disrupting passes, the sticky cornerback was a second-team All-SEC performer in 2019. He had a red flag on his resume — Fulton was suspended for the 2017 season after tampering with an NCAA drug test — but a thorough vetting process left the Titans with no doubt that he had matured from the experience and was a high-character prospect.

Titans general manager Jon Robinson said he felt fortunate that Fulton was still available when the

Titans were on the clock with the 61st overall pick.

When the Titans finally swiped him off the draft board, Fulton said he felt his grandfather's support.

"I know he was looking tonight and he's going to be with me along the way," Fulton said. "Me and my family, we're getting through, it's tough getting through it."

###

KRISTIAN FULTON

FOOTBALL FASHION AND FOOTWEAR HOW TITANS KRISTIAN FULTON BUILT A BRAND IN NASHVILLE

*BY TURRON DAVENPORT
ESPN
JULY 16, 2021*

NASHVILLE, Tenn. -- Although Tennessee Titans defensive back Kristian Fulton is entering his second season in the NFL, he is facing a different kind of rookie season this year. Kristian, 22, and his older brother Keith, 25, recently opened an urban wear boutique in Nashville called The Trenches.

"We came up with ideas and our goals, so when we had the opportunity we could make something happen. Once I knew I was going to the NFL and got the chance to make some money, that's really when it started to come about," Kristian said.

Kristian was drafted in the second round of the 2020 NFL draft (61st overall) and signed his four-year, \$5.3 million rookie contract soon after. He played sporadically as a rookie, but finished with an interception and a sack. His season was limited due to a knee injury and being placed in COVID-19 protocol. He figures to be a key part of the secondary this season at right corner and as the nickel corner.

Kristian was destined to play in the NFL from his days at Archbishop Rummel High School in Metairie, Louisiana, where he was named New Orleans Defensive Player of the Year as a junior. The Fulton brothers played on the same high school team and shared dreams of playing in the pros.

"I expected to play football when I was younger. We played on the same high school team and won two championships. I played running back in college at four schools, chasing the dream of getting to that next level," Keith said.

Keith started with a scholarship to Mississippi College. He transferred

to Southeastern Louisiana, then to Grossmont College before finishing his final two years at LSU.

While at LSU, as it became clear his NFL dreams wouldn't be realized, Keith made the decision to shift his focus to the management side of sports. He also developed a love for art, which would eventually grow into an idea for the layout of the boutique. Keith was intrigued by the prices he saw collectors paying for art. Being from New Orleans, a place where artists abound, made his interest even stronger.

Now that interest is on display, by way of the featured artists whose works rotate on a monthly basis inside the boutique. The decision to showcase artists offered the opportunity to become an investor while helping those who might otherwise not have a chance to sell their paintings.

"I see a lot of galleries here in Nashville, but not everyone is able to get into them. I thought it would be cool to showcase local artists and Black artists around the country. It was cool to give them a shot to sell their product," Keith said.

The Trenches features a unique blend of fashion, footwear and art.

"It all comes together. Clothes, music, art, it's layered," Keith added. "We tied it all together into one."

"There were a lot of [local brands] that we thought could do it big if they had the opportunity. Now, we want to give them a chance," says Kristian Fulton. Felice Brightman II

Their mother, Michelle Fulton, had similar business aspirations and is happy to see her sons make it a reality.

"I tell them how proud I am of them, because back when I was in college, my dream was to own my own business. A dream of mine has become a dream come true for them and it makes my heart full."

None of the clothing brands in The Trenches are mainstream names. Instead, the boutique features rising designers from New Orleans and other cities across the country.

"Everybody falls into the trend of high-end luxury brands. Growing up, we couldn't afford that, so we supported the local brands. There were a lot of them that we thought could do it big if they had the opportunity. Now, we want to give them a chance," Kristian noted.

There are typically four or five different brands featured in the store on a rolling basis. Kristian mentioned the "Fulton County" clothing line as one of his favorites.

"That's a smooth design to come up with. Fulton County, that's like a jail. That's how I'm going to lock everybody up," Kristian said, referring to his coverage skills on the football field.

The sneakers make up another part of the boutique's unique formula; the Fulton brothers didn't always have access to the latest and greatest sneaker releases. Keith recalled a time when he wanted to get the LeBron James Galaxy 9 sneakers, but couldn't get his hands on them.

"That's really the main thing. Giving other people the opportunity to have the chance to get some kicks they might not be able to get at the main stores," Kristian said.

According to Keith, it's really difficult to get a hold of new sneaker releases because of hoarders who buy up the supply. But the connections that he has developed and the doors that have opened because Kristian is an NFL player help the brothers get access to rare sneakers, like Nike's Kobe Mambas, various Jordans and more.

When it comes to the Fulton brothers' passion for shoes, the apple didn't fall too far from the tree.

"I am a shoe fanatic," Michelle said, "I start with the shoes and then I'll find the clothes to match. In their late-high-school to early college

KRISTIAN FULTON

days, I began to notice their style take shape. It started with lots of different style tennis shoes. I'd tell them they reminded me of myself. I'd say to them, 'You are definitely my child,' because when they pack for a trip they have a separate suitcase for their shoes."

The Trenches isn't just a boutique for the Fulton brothers. It's a way to connect to the community.

As Kristian's business manager, Keith traveled to Nashville right after Kristian was selected in the draft, so he could network.

"I was thinking of different ways where he [Kristian] could introduce himself to the community in Nashville as a businessman, not just an athlete. I thought about the idea as a way that we can give back to the community," Keith said. "There's a lot of intimate but also family-oriented spots in New Orleans that we would go hang out at. There weren't too many places that had those spots that we are used to. We wanted to bring that here."

They've been able to bring the New Orleans vibe to Nashville through free seafood boils and other events that were hosted at the boutique, which is located on historic Buchanan Street in North Nashville.

The location is not a coincidence. They initially looked at storefronts downtown near the Broadway strip, only to find that they were too expensive. That's when Keith turned his attention to Buchanan Street.

"It's been a very popular area in the Black community in Nashville. We learned that quickly when we got here with the Black-owned businesses they have. We felt like it was the perfect location for us to keep it in the trenches, close to the community," Keith said.

The Fulton brothers' passions for fashion and art come through in the store's selection and layout. Felice Brightman II

The storefront sits directly on Buchanan Street next to a thriving

Black-owned kitchen and lounge, and across the street from a flourishing Black-owned pizza shop. Naming the boutique "The Trenches" goes perfectly with the culture they came from.

"We feel like everybody is either actually from the trenches or they want to be from the trenches. It's a popular thing in our generation coming up. That's how we gravitated to the name. It's relatable," Kristian said.

For Kristian, a big part of being relatable is actually being present in the store. He wants his customers to have access to him to talk about fashion, football, footwear or anything else that will help provide a unique shopping experience.

Opening The Trenches wasn't easy, especially during the coronavirus pandemic. Despite being a sports management major at LSU, Keith didn't have any business experience. He had to rely on his research and some help from mentors.

They opened the boutique on Saturday, March 20 of this year only to close the following Wednesday because they sold all of their products. Now the shelves are always stocked and the boutique is prospering.

"Our saying is, 'The real always prevail.' There was a lot that we went through and there's a lot that people go through, too," Keith explained. "I feel like everybody -- well, most people -- can feel our story, where we came from and what we are trying to do. For us to make it out, we want to inspire everybody."

###

**TITANS RB DERRICK
HENRY APPLAUDS PREP
STAR KAYLEB WAGNER,
WHO BROKE HIS SINGLE-
GAME RUSHING RECORD**

**BY JIM WYATT
TENNESSEE TITANS
SEPTEMBER 23, 2021**

NASHVILLE – Back in high school, Titans running back Derrick Henry once rushed for 502 yards in a single game, setting a record many probably thought would never be broken.

This past Friday night, however, Baker High School (Fla.) junior running back Kayleb Wagner broke Henry's single-game rushing record by totaling 535 yards and six touchdowns.

In the process, he earned props from Henry.

"I think it is incredible," Henry said on Thursday. "I thought it was really cool. I got to talk to him a little bit on Instagram and hopefully he breaks some more. That was really cool, definitely an inspiration to me and I am sure he is an inspiration to his team and everybody over there in that community. It was definitely cool to see and hopefully I can do something for him these upcoming weeks. I love to see it."

Making Wagner's record-breaking performance even more impressive is the fact he was born without a left hand.

On Thursday, Henry said he gave Wagner words of encouragement.

"I just told him to keep going, keep working hard, keep God first, break some more records," Henry said. "I have been trying to talk to him to see what I can do for him. It is a cool situation. He was outrunning guys, guys weren't touching him, it was really cool. Records are meant to be broken and I hope he breaks some more."

Henry, who played at Yulee High just outside of Jacksonville, broke

DERRICK HENRY

the 51-year-old national high school rushing record with 12,124 yards after compiling 4,261 rushing yards as a senior.

Henry a Heisman Trophy winner at Alabama who has led the NFL in rushing the past two seasons, said he wasn't shocked his single-game record was broken.

"Florida boys are different," Henry said with a smile, "so I knew somebody would come around and break it eventually."

###

DERRICK HENRY

**DERRICK HENRY
REWARDS TITANS'
OFFENSIVE LINEMEN
FOR 2,000-YARD SEASON
WITH SPECIAL GIFT**

every day. I wouldn't want nobody else blocking for me but the guys up front. I couldn't do it without them."

###

***BY TURRON DAVENPORT
ESPN.COM
MARCH 16, 2021***

NASHVILLE, Tenn. -- Tennessee Titans running back Derrick Henry last season became the eighth player in NFL history to reach the 2,000-yard mark, finishing with 2,027 yards -- the fifth-highest total.

While Henry's feat has been recognized -- winning the 2021 Offensive Player of the Year award -- the fifth-year running back won't hesitate to give credit to his offensive line. That's why King Henry gave each offensive lineman a gold rope chain with a medallion that includes a crown at the top along with "2K" in diamonds.

The medallion also has each player's name engraved on the back with Henry's rushing total.

The jewelry is the latest in a line of gestures Henry has made to show his appreciation for the guys up front. Henry gifted each of his offensive linemen a Rolex of their choice after they helped him clinch the NFL's rushing title in 2019.

Then, Henry made sure they were taken care of at Christmas when he had arcade-style Pac-Man games sent to each lineman. In Henry's mind, it's only right to take care of his linemen because they take care of him.

"Like we always say, block longer than the guy with the ball, and those guys did a great job. I just had to go out there and do my job and those guys are physical," Henry said of the offensive linemen after rushing for 250 yards in the regular-season finale against the Houston Texans.

"Those guys are tight. They stick together. They help one another. They communicate. They work hard. They want to be great each and

DERRICK HENRY

DERRICK HENRY BECOMES TITANS SECOND 2,000-YARD RUSHER

THE TITANS RUNNING BACK BECOMES THE EIGHTH PLAYER IN NFL HISTORY TO REACH THE MILESTONE.

**BY MICHAEL HOGAN
SPORTS ILLUSTRATED
JANUARY 3, 2021**

A few weeks ago, a 2,000-yard season was just a possibility for Derrick Henry. In fact, he was a little behind pace.

But for the Tennessee Titans running back, nothing should come as a surprise. Certainly not another massive performance against a team he has dominated in recent seasons, the Houston Texans.

To become the eighth player in league history to reach 2,000 rushing yards in a single season Sunday, Henry needed 223 yards. And he got every last one of them and then some.

Henry entered one of the most exclusive clubs in football and all of sports, the 2,000-yard club, with a six-yard run on his 28th carry of the contest. It came with 7:46 to play.

Henry finished with 250 yards on 34 carries (both career-highs) as the Titans outlasted the Texans 41-38 to finish first in the AFC South for the first time since 2008. His final total of 2,027 yards is the fifth-highest single-season total in NFL history.

"I am very thankful for those guys [on the offensive line]," Henry said. "I told those guys in the locker room, every single one of them, how thankful I was for them. I wouldn't want anybody else blocking for me. I couldn't do it without them."

Henry makes the Titans the first NFL franchise to have two 2,000-yard rushers. Chris Johnson earned his 'CJ2K' nickname when he rushed for 2,006 yards in 2009.

Johnson gave his reaction on Twitter, saying "2 2k's!!!!"

The 2015 Heisman Trophy winner at Alabama becomes the first running back to reach the milestone since Adrian Peterson did it with the Minnesota Vikings in 2012.

"I keep saying it's a really cool moment, a really cool thing," right tackle Dennis Kelly said. "That's something when you're older, when you're done playing, you're able to talk to your kids, that's something you can look back and be like, 'I did that.' Instantly, there's this bond that we all accomplished this together."

"It's going to be pretty impossible to forget."

From the start of Sunday's contest, the two-time rushing champion had the looks of a man on a mission. Henry had more than 100 yards rushing by halftime, including a 52-yard touchdown run in the second quarter. He added a six-yard touchdown in the third quarter. He surpassed 200 rushing yards for the game on the Titans' second offensive series of the third quarter. At the start of the fourth quarter, he was 18 yards away from 2,000.

Henry said that he knew somebody had been keeping track of his progress toward 2,000 yards throughout the game. Quarterback Ryan Tannehill, who had the greatest statistical season of any Titans quarterback, said he didn't have much of a clue about how close Henry was getting. He is happy to have been a part of it, though.

"I enjoy, like I said, every opportunity I get to go out and play on Sundays or Saturdays," Tannehill said of the day. "You know, it's something that when you go through what I went through over the past couple years, you appreciate it a little bit more. So, to be able to get into the playoffs for a second time, win the division, it's definitely a moment I'll look back on and really appreciate."

In the process of gaining the final yards to reach 2,000, Henry had one mistake that clearly did just enough to bother him to the point where he was not all smiles after a massive performance in a memorable victory.

He lost his second fumble of the season late in the third quarter -- a rare mishap from a player who almost never coughs up the football. The Texans scored a touchdown plays to close the Titans' lead to three, 31-28.

"You know, after rushing 2,000 yards, but I'm serious, right now I'm just pissed off at myself for the mishaps that I had," he said.

While Henry wouldn't acknowledge much about his season, it has been historic.

He is the 10th player since 1953 to be the league's rushing champion in consecutive seasons, and the other nine are members of the Pro Football Hall of Fame. Four of the previous 2,000-yard rushers also have a spot in Canton, Ohio.

In leading the league this season, Henry had seven 100-yard performances and three others with more than 200 yards. He is the first player to have three 200-yard rushing performances in a season since 2016 and fifth overall since the 1970 AFL-NFL merger. Only a handful of running backs have had one 200-yard rushing game since 2018.

Henry now has five career 200-yard rushing performances, and three of them have come in his last three games against Houston. He is the first player in league history to have that many against a single opponent.

A player who notoriously takes zero credit for his accolades and commends his teammates for just about everything he accomplishes, Henry might as well start writing his Hall of Fame speech.

He will have a lot of people to thank.

DERRICK HENRY

“I’m just thankful for my teammates,” he said. “Thankful for all of them, you know, week in and week out, you know, them doing their job. Just the unselfishness that they have for my success, I’m very thankful.”

But for now, reflection is something that will have to wait until this season is actually over.

“Regardless of if I got it, I did it or I didn’t,” he said. “I wasn’t pressing for it. I just wanted to be able to win the game as a team and make it to the playoffs in the division.”

###

DERRICK HENRY

TITANS RB DERRICK HENRY DONATES \$10,000 TO NASHVILLE FIREFIGHTER WHO LOST HOME IN FIRE

**BY JIM WYATT
TENNESSEE TITANS
MARCH 1, 2021**

NASHVILLE – His 2020 season over, Derrick Henry was in already offseason workout mode a few weeks back, preparing for what's ahead.

But the Titans running back stopped in his tracks when he saw a heartbreaking story on his Twitter feed, and he wanted to do something to help.

The beneficiary: Nashville firefighter Jeremy Taylor, a Titans season ticket member and father of four daughters who lost his new home to a large fire recently.

Taylor was surprised at his fire station last week with \$15,000 donation -- \$10,000 from Henry's 'Two All' Foundation, along with a \$5,000 contribution from Campbell's Chunky Soup.

The good deed was prompted by Henry, who took a screenshot of the Twitter post on the story and asked a member of the Titans organization how he could help.

"I saw the tweet and I was just touched by it, losing a home is such a tragic occurrence," Henry said. "Not only did I see the tweet but I saw that he was a Titans fan and also a first responder. Nashville has been through so much as a community – the tornado, the pandemic going on, and then the Christmas bombing. I just wanted to be able to help someone in need and someone who has been helping everyone else throughout this pandemic."

Taylor and his family were not in their new home at the time of the early morning explosion and fire on January 30, but they'd moved all their belonging into the White Bluff residence and were preparing to

move in after finishing a checklist at the home they'd recently sold.

Taylor, his wife Lauren and their daughters, ages 13, 12, 11, and 8, lost everything in the fire.

"I thank God we weren't home, and nobody got hurt," Taylor said.

Taylor said it's been an emotional time. He's been buoyed by the support of friends, and fellow firefighters.

Then came the act of kindness from Henry, and Campbell's.

When Taylor got to work last Wednesday, he got a big surprise. After watching a video message from Henry, who explained why he wanted to help, Taylor also received a signed No.22 jersey from the NFL's Offensive Player of the Year in 2020. Titans cheerleaders and others from the organization were on hand for the check presentation.

"I am blessed, very blessed," Taylor said. "(This) has definitely been a blessing to my family. I am very overwhelmed. I don't know what to say."

Henry said he was more than willing to help.

"I was just touched by what I had seen about Jeremy and his family on Twitter, and just wanted to do anything I could to help them," Henry said. "I'm very thankful to be able to have Campbell's come in as well to try to help Jeremy and his family. Just touched by his family and wanted to help Jeremy in his own time of need."

###

DERRICK HENRY

TITANS' DERRICK HENRY HONORS VICTIMS OF RACIAL INJUSTICE BY WEARING THEIR NAMES ON HIS SUIT

Friday. "We always have those conversations. It's about respect and it's about listening.

###

***BY ERIK BACHARACH
THE TENNESSEAN
SEPTEMBER 14, 2020***

Derrick Henry continues to raise the bar with his travel attire, but his outfit this time was much more than a fashion statement.

Henry on Sunday honored victims of racial injustice by wearing their names on his suit. As the Titans arrived in Denver ahead of Titans-Broncos on "Monday Night Football" (9:20 p.m., ESPN), Henry exited the team plane wearing the suit. The Titans posted photos of it on their official Twitter handle with the caption: "It takes all of us."

Henry led the league in rushing last season with 1,540 yards and was a first-time Pro Bowler. In July, the team re-signed him to a four-year, \$50 million deal.

The Titans were one of a handful of NFL teams to cancel practice on Aug. 27 in the wake of the police shooting of Jacob Blake in Kenosha, Wisconsin, which occurred a few days earlier.

Titans' Derrick Henry wears a suit honoring victims of racial injustice by wearing their names on his suit as he arrives for the team's first game against the Denver Broncos.

It remains to be seen whether Titans players will peacefully protest during Monday night's national anthem, as several NFL players around the league did Sunday. Titans coach Mike Vrabel said that any protests would come as a decision by his players. Defensive lineman and team captain DaQuan Jones said Friday that the team was still discussing what they might do ahead of Monday night's kickoff.

"I think our players will do what they feel comfortable doing, and we will support that," Vrabel said on

AMANI HOOKER

BYARD SAYS HOOKER HAS FOLLOWED PROPER PATH TO LEADERSHIP

*BY MICHAEL HOGAN
SI.COM
JUNE 3, 2021*

Amani Hooker figures to make a bigger impact in more than one way this season.

First, the Tennessee Titans safety figures to be a full-time starter for the first time in his career after the team released veteran Kenny Vaccaro as part of a secondary overhaul in March.

He also hopes to be more of a leader for the defensive unit.

And nobody knows how to properly establish leadership than the man he will be playing beside in the defensive backfield this season, Kevin Byard, who has been a team captain in each of the past two seasons.

In order to become a good leader, Byard said, one must first be a good follower. And Hooker has done that well over his first two NFL seasons.

“I think Amani has been a great follower since he’s been here,” Byard said. “Watching me and (Vaccaro), or just watching any of the veteran guys and learning from them, learning how to be a pro.”

A third-round pick out of Middle Tennessee State in 2016, that’s exactly how Byard became one of the Titans’ most prominent voices in the locker room, for both on and off-field matters.

The Pro Bowler and All-Pro observed and learned from the likes of defensive back Jason McCourty and linebacker Brian Orapko.

Not only would Byard listen to what veterans had to say on a daily basis, but he paid close attention to the smallest of details. In the NFL, of course, doing the “little things” matters most.

“One thing that I did when I first got into the league was I looked at the parking lot,” Byard said. “When I got there in the morning, I was looking at cars ... what car is here early in the morning? Okay, this guy here. I was asking Jason, ‘Hey, what time are you getting here in the morning? Why are you coming here so early?’ They were getting rehab or doing the little things.”

A fourth-round pick out of Iowa in 2019, Hooker’s ascension to a more significant role on the defense started last season. His snaps with the defense increased, and when Vaccaro missed three games due to a lingering concussion, Hooker was called upon to start.

He finished tied for the team lead in interceptions with four and second in passes defended eight while also making 51 total tackles. All of those marks are career-highs.

Entering the 2021 season, Hooker is in a position to evolve as a leader for many reasons. Many younger players will fill the secondary after numerous moves in free agency and the NFL Draft.

But most importantly, he’s taken after many veterans over his first two seasons, including Byard.

“He’s into that role where he’s out there playing, he’s out there being more vocal, making calls and checks. That’s the start of it,” Byard said. “Going out there being sure of yourself, knowing what you need to do. When you assure yourself and know what you need to do, you can coach another guy up. I think he’s been doing pretty great at that.

“I think we’re going to be pretty good running mates this year.”

###

TOMMY HUDSON

MUCH OF THE NFL THOUGHT TOMMY HUDSON WAS HEADING FOR THE NAVY SEALS

**BY PAUL KUHARSKY
PAULKUHARSKY.COM
AUGUST 4, 2021**

NASHVILLE, Tenn. – As NFL scouts converged on Tempe, Ariz. or rolled Arizona State tape to watch Brandon Aiyuk or even Eno Benjamin in 2019, some took note of a player in the background who was doing some gritty work, blocking aggressively.

But there was a widespread undertone that Tommy Hudson wasn't interested in the NFL because his plan was to be a Navy SEAL.

"Yeah, there was a little bit of a miscommunication I think on some of the player personnel people at ASU about what my ambitions were after (college) football," Hudson said. "My dream has always been to play football for as long as God's going to give me the ability to play it, and I guess that just was miscommunicated."

He was not on the list of 65 tight ends Dane Brugler had in "The Beast," his thorough pre-draft scouting preview for The Athletic.

Sixteen tight ends were selected in the 2020 draft and Hudson was not one of them. But a football opportunity did present itself, as the Titans scooped him up as an undrafted free agent.

Other big developments have unfolded too, as he's become a husband and father to a baby daughter.

What if the Titans hadn't called and another free agent opportunity had not arrived?

"I don't like to live in the what if, and I don't really know how it would have worked out," he said. "Covid happened, a lot of things

changed pretty rapidly and I just kind of adjusted on the fly.

"Navy SEAL was the dream, yes sir. We had some really amazing people come and talk to us at ASU and I just always saw that as the next step of team, being part of a unit. Those guys as the epitome of being professionals, the way they work every day, the way they prepare for a mission is similar to how we practice but on a completely different level. Personally, I felt like that was the next step to being able to push myself to being part of that team and finding that higher calling."

He spent the 2020 season on the practice squad, with a six-week interruption to serve a suspension for a violation of the NFL's policy against performance enhancers.

Now, after the Titans lost Jonnu Smith to a giant free-agent contract with New England and didn't make an effort to re-sign MyCole Pruitt, who's in San Francisco, the team turns to Anthony Firkser as its primary pass catcher at the position, with Geoff Swaim as the top blocker.

Swaim is hurt and has been missing, which may have been a big reason the team brought back Luke Stocker on Saturday.

With everyone healthy, Hudson figures to be fourth in line, fighting with Stocker for the third spot. The team finished last season with four on the roster.

Briley Moore recently went on IR with what looked to be a serious knee injury suffered in practice and Miller Forristall and Jared Pickney have not stood out.

"I think if you look back historically, the numbers with those (blocking) tight ends have decreased," Mike Vrabel said in the early days of camp., before Stocker arrived. "Ten or 11 of them, I don't even really know, are getting drafted. I don't know what the average is. ...You only have so much to choose from when you are

talking about the draft and player acquisition.

"Tommy improved over the course of last year on the practice squad and now I would say he is doing things that are going to help him and get him noticed and help him in that role. He is on the punt team, he is playing special teams, so those are all positive steps."

That tape he was on, in the frame with Aiyuk and/or Benjamin was a win for the sort of guy just doing his job.

"I think that's just all attributed to just being there, doing the right things, being a good teammate," he said. "That's kind of what they preach here: Team first, trying hard, effort, finish," Hudson said. "And I think they saw that on film and I was able to get an opportunity here. I think it's really, really promising. They really hold people to a high standard. And if you come out and bring it every day, you're going to keep getting opportunities."

It seems likely there is more football for him and if there is a military life ahead, it's further ahead.

In the meantime, he said he hopes to find some ways to give back to the military community. The local V.A. may be hearing from him soon.

###

CHRIS JACKSON

REXRODE: TITANS ROOKIE CHRIS JACKSON HAD TO BE TOUGHER THAN ANY KID SHOULD

BY JOE REXRODE
THE ATHLETIC
MAY 16, 2020

Editor's note: This is the sixth in a six-part series on the Tennessee Titans' 2020 NFL Draft picks. Stories on Isaiah Wilson, Kristian Fulton, Darrynton Evans, Larrell Murchison and Cole McDonald were published earlier this week.

Time stretches and contracts, a trait clearer to all in a global pandemic, and it can blur memories — altering, eliminating and even exaggerating details of a moment.

Some remain vivid. Ira Reynolds says he can still see the play that made him realize he had something special in the Tennessee Titans' most recent draft pick. Chris Jackson was a freshman at FAMU Developmental Research School in Tallahassee, Fla., and a small one at that, maybe 100 pounds. But he was fast and hungry and persistent — “it was yap yap yap like a little dog at your ankles until you finally say, ‘OK fine,’” Reynolds said — and the coach got him on the field in a varsity game to serve as a decoy on a play that was supposed to go to the running back on a wheel route.

Reynolds can see Jackson carrying out his downfield route. He can see his quarterback, for some reason, lofting a pass to Jackson. He can see the linebacker and safety converging on Jackson and combining on the type of hit that might convince a 100-pound ninth-grader to try debate team.

“Out cold,” Reynolds said of Jackson, lying on the field after the hit. “But he didn't drop the ball. And then when he came to, he was begging to go back out there.”

This set the stage for Jackson to become a standout receiver and safety at FAMU-DRS, a leader with enough confidence to tell the

waitstaff at a restaurant during a team dinner that it was Reynolds' birthday so they would sing to him (they did, but it wasn't). He would go on to graduate early and choose Marshall over suitors such as Kent State and Troy, though Ivy League schools also inquired because of his near-perfect academic record. He had no interest from hometown Florida State and that ilk. Jackson started four years at cornerback for the Thundering Herd, setting the school record for pass break-ups (45) and getting his 5-foot-10, 193-pound self drafted in the seventh round by the Titans. Plenty of guys from Florida State and that ilk did not go in any round. And now Jackson is a 22-year-old pro with a criminal justice degree and corner/safety versatility that Titans coach Mike Vrabel said made drafting him an “easy” choice.

Jackson has a chance to make an NFL team, just eight years after that first, stinging taste of varsity football. Which came just two years after the completion — the legal completion anyway — of a tragic journey no one should have to experience and no one would want to remember.

That's what Jackson was asked to do in a Tallahassee courtroom at 12 years old. He was asked to recount the details of the murder of his mother, as her killer sat a few feet away from him.

“I got probably three minutes in,” Jackson said. “And then I just broke down and couldn't do it anymore.”

He can do it now. He has done it many times since. It became a motivational staple inside the Marshall program. The story of Chris Jackson is also the story of figuring out what to take and what to leave behind from the life and death of Tanesha Overstreet.

Reynolds coached Dwayne Jackson at FAMU-DRS, too. He was a similar kind of player. Aggressive, smart, fast and undersized. Dwayne was set to play for Florida A&M in college. A blown knee, which meant a lot more in the early 1990s than it

does today, ended that. Dwayne moved to Minneapolis for a job and met Tanesha, who grew up in Chicago but moved with her family as a teenager and graduated early from Minneapolis North Community High. They welcomed Chris to the world on April 13, 1998, moved to Chicago to be near her family, then to Tallahassee to be near his. Soon, much of her family joined them.

“Everybody thinks their family is the loudest but no — my family was the loudest,” said Jessica Overstreet, Tanesha's younger sister. “And Tanesha was the leader of the family. She was so giving. She had three younger siblings living with her in their house, and my mom, and she loved it. I was like, ‘Don't you want some privacy?’ Nope. She was happiest around her family.”

Tanesha never got to college as she had planned, but she pushed Jessica to keep going after high school graduation.

“She said, ‘The sky's the limit, now you've got to go to college,’” said Jessica, who graduated from Florida A&M and is now a school social worker in Fort Lauderdale, Fla. “I'll never forget that. It was like she was living through our accomplishments. She called me her pumpkin.”

Chris remembers his mother as a combination of tough and fun. She was the one who first put him in football. Sitting around at home wasn't an option. Doing the dishes and other chores was expected, as was eating healthy. Chris hated eggs, so Tanesha bargained with him: Eat your eggs every day and you get a dollar. Pretty soon he had enough for a dirt bike.

“Work for everything you get, that was a big thing with my mom,” Chris said. “And tell the truth. I always told her the truth.”

Dwayne took Chris fishing often on the Ochlockonee River, and that remains a passion for Chris, who wants to be a game warden when football ends. But Dwayne's

CHRIS JACKSON

presence was spotty. Chris said he was “in and out of jail” during his childhood for “drug-related offenses.” After the Titans drafted Chris, Dwayne called him from jail. They talk almost every day, Chris said, and Dwayne is supposed to be out in June. As a kid, Chris had another father figure in Terrell Thomas, Tanesha’s long-term boyfriend after she and Dwayne broke up. Tanesha and Terrell had a daughter on the way in the summer of 2008.

Tanesha, Chris and Jessica went to a routine baby check-up on Aug. 14, 2008, but doctors told Tanesha she would need an emergency cesarean section because there wasn’t enough fluid around the baby. She was not due for a couple of more months. She ended up delivering vaginally, and 2-pound Taylor Thomas ended up fully healthy and crying with a strong voice upon arrival. She still needed time in the Neonatal Intensive Care Unit.

Two days later, Tanesha came home against doctor’s orders. Taylor remained in the hospital. Early in the morning of Aug. 17, 2008, Chris was asleep in the back bedroom of their house along with Terrell’s 16-year-old son, Breon, and his 12-year-old cousin Richard Footman. Terrell was not in the house. The children were awakened by yelling. They heard Tanesha sobbing and begging for her life, telling a male intruder that she had just given birth to a child. They heard him demanding her to give him whatever she had. They backed away from the cracked bedroom door and pretended to be sleeping as the intruder came down the hall and closed the door.

They heard the explosion of a 12-gauge shotgun. They heard the water in the kitchen sink turn on as the 35-year-old intruder, William Yawn, washed his hands. They heard a door open and close. They ran out to Tanesha, bleeding on the ground and fighting for breath. Breon called 911. Chris grabbed Tanesha’s hand.

“I think she was trying to tell him that she loved him,” Footman testified two years later in Yawn’s trial, according to WCTV-TV. “But she kind of like couldn’t get it all out.”

Jessica Overstreet didn’t really grieve her sister until a couple of years ago, she said. She has a family of her own, a job she loves working with at-risk kids at Fort Lauderdale’s Rock Island Elementary School. And for years the focus was on getting Chris through the trauma.

“Can you imagine a 10-year-old boy at a funeral walking up to a casket and trying to wake his mother up?” Jessica said. “Like she was sleeping. It was a lot. You talk about strength and resilience, he had to have so much of it.”

Chris’ maternal grandmother, Renee Jones-Johnson, was originally supposed to take him in, but her anguish was too intense in the wake of her daughter’s death. He moved in with his paternal grandmother, Delores Madison, and that’s where he continues to live until he gets the all-clear to move to Nashville.

“When you find a kid who supersedes challenges like that, who goes through that and comes out a tremendous student, a tremendous kid, you’ve got the right dude,” said Chuck Heater, who recruited Chris at the time as the defensive coordinator at Marshall. “And the bottom line is, his grandmother is just a sensational person.”

She did not do it alone.

“I spent months and months doing nothing, just crying every day,” Chris said. “I went a whole year without going to school. But my grandmothers, Auntie Jessica, Auntie Caprice, it was like they all jelled together to become my mom.”

Jessica would take Chris and Taylor each weekend, so the siblings could have time with each other as well. Running water was a trigger for Chris then, causing him to “have an

emotional breakdown or get really angry,” he said. He could not get the sound of the water Yawn left running in his house out of his head. When he needed to shower at Jessica’s house, she would sit on the toilet and talk him through it.

She would tell stories of Tanesha, too. By the time Taylor was old enough to understand, Chris was stronger, back in school, playing football and basketball, singing in the church choir.

“My sister’s kind of like my favorite person in the world,” Chris said of Taylor, who is coming up on her 12th birthday. “She didn’t get to experience my mother, but we tell her stories, show her pictures. And then growing up not living together, I couldn’t see her all the time like a normal family would. So I’ve spoiled her whenever I could to make up for it.”

And he has reached the point where he can remember what he loved about his mother and talk about her death without reliving the trauma. He told the story at Marshall more than once during team-building exercises, and he became the example coaches would use when trying to motivate others. Not that this is as simple as another “athlete overcomes adversity” story. Not that this has been easy or free of setbacks.

Chris had a significant one when he had to testify more than two years after the murder at the trial of Yawn, an admitted drug addict who said he broke into the house that night looking for cocaine. Jessica spoke on behalf of the family on the day of Yawn’s sentencing. Chris was not in the courtroom that day to hear him receive three life sentences in prison.

“I honestly don’t even remember what I thought about that at the time,” Chris said. “I kind of just don’t think about him.”

###

JACKRABBIT JENKINS

WHY TENNESSEE TITANS CORNERBACK JANORIS JENKINS WANTS YOU TO CALL HIM 'JACKRABBIT'

**BY BEN ARTHUR
THE TENNESSEAN
AUGUST 4, 2021**

Within the first few days of training camp, Janoris Jenkins' name on the Tennessee Titans' official roster had been changed to "Jackrabbit" Jenkins, his nickname. He prefers it that way.

Why, you ask?

"I don't like Janoris," Jenkins told reporters late last week. "It's not my name."

Yes, he said the latter with a straight face.

For the veteran cornerback, signed by the Titans to a two-year deal worth \$15 million this offseason to be part of a defensive revival, the nickname stems from his days at the University of Florida – and represents a nod to his Pahoee, Florida, roots.

"It comes from college," Jenkins said of the nickname. "When I first entered college, I entered in January (for) spring ball. I really didn't know any plays when I went out there, but I was making a lot of plays. We got in the film room and my coach was just like, 'You're moving fast. You're moving like a jackrabbit.' Because where I'm from, we're catching rabbits."

In Nashville, Jenkins is catching the adoration of his teammates.

The 32-year-old cornerback has stood out early in training camp with the energy and intensity he brings to practices. He's mentoring rookie first-round pick Caleb Farley. And he's showcased glimpses of his man-coverage playmaking ability, what made him a 2016 Pro Bowler with the New York Giants and a two-time pick-six leader in the NFL.

Jenkins, who picked off quarterback Ryan Tannehill twice in Saturday's practice, has 26 career interceptions in nine seasons.

"Whenever you have a veteran like that who has done it a long time and has success, and you see the way he practices and competes and goes about it, I think it rubs off on everybody regardless of the position group," defensive coordinator Shane Bowen said Tuesday. "The wide receivers see it; that is contagious. The thing with him, he is constantly talking, constantly coaching guys up, constantly trying to turn the tide because every game there is going to be something. It is not always going to be perfect; we understand that; he understands that from playing so long; and I think his leadership and being able to turn the tide and get our guys to respond can kind of change the mojo when it is not going our way."

Safety Kevin Byard compared Jenkins to one of the guys he's slated to replace: Malcolm Butler, who was a cap casualty this offseason by the Titans.

"He's a true vet," Byard said last week of Jenkins. "He's been doing it for a long time. Guy that brings a lot of swag to the DB room. A funny guy, too. Somebody who I've been really hanging around with a lot these past couple days of training camp. I think he'll be a great addition to our room. He's a scrappy guy."

###

JACKRABBIT JENKINS

WHATEVER NAME YOU USE, JENKINS WANTS TO BE KNOWN AS A WINNER

BY MICHAEL HOGAN
SI.COM
MARCH 19, 2021

He winced a few times as it happened before he finally set the record straight.

“When y’all were calling me Janoris, I almost got upset,” he said.

One of the Tennessee Titans’s newest members, Janoris Jenkins, would rather reporters – and others – address him as “Jackrabbit” instead.

“I have been going by that since I entered the league,” the free-agent cornerback added.

The nine-year veteran, who agreed to terms with the Titans on Tuesday five days after being released from the New Orleans Saints, spoke to local media members for the first time on Friday afternoon, shortly after the team formally announced his addition.

Other than his name preference, Jenkins gave insight into what Titans fans ought to know about him ahead in anticipation of the 2020-21 season.

Experience matters: The 32-year-old Pro Bowler has played in 128 games with 125 starts over 10 NFL seasons. A second-round selection in the 2012 NFL Draft, he spent his first four seasons with the St. Louis/Los Angeles Rams, the next four with the New York Giants and the last two seasons with the New Orleans Saints.

The Titans recently released three veteran defensive backs, cornerbacks Malcolm Butler and Adoree’ Jackson, as well as safety Kenny Vaccaro. Jenkins becomes the eldest member of Tennessee’s secondary.

No doubt, his experience will be a benefit for younger players, safety

Amani Hooker and especially cornerback Krisian Fulton, who enters his second NFL season.

“You get excited,” Jenkins said. “...I just showed up, played football, made sure the younger guys knew what was going on and they have confidence. That’s what I am here for. We’re going to have fun.”

He just wants to win: Jenkins loves playing man-to-man defense. It’s his preference. But he can also play zone, he said.

Most importantly, though, Jenkins wants to make plays, have fun and win games.

High-impact play-making ability is something the Titans so obviously lacked this past season on the defensive side of the ball. Jenkins has made plenty of those types of plays.

Among NFL players since 2012, Jenkins ranks first in passes defended (119), first in defensive touchdowns scored (9) and fourth in interceptions (26).

“I like to win,” Jenkins said. “If you looked at my background, high school and college, all I did was win. Every level, I like to compete that’s what I am here for.”

Jenkins won a state championship while playing for Pahokee High School in Florida. He attended the University of Florida for three years and won plenty of games and a national championship under a program that at the time was coached by the legendary Urban Meyer, who now coaches the Jacksonville Jaguars.

Bigger is not always better: Many people often feel apprehensive about signing veteran corners. Entering his 10th NFL season, Jenkins surely has put a lot of miles throughout his successful NFL career.

The good news is that he has it down when it comes to staying in shape.

“Always being available. Make sure you’re healthy and available,” Jenkins said. “Doing the small things. You don’t have to do in the weight room and lift 300, 400 pounds. Just keep the small muscles around your body active, and you’ll be okay.”

###

**JOURNEYMAN WIDE
RECEIVER PROVING A
GOOD FIT WITH TITANS**

**BY TERESA M. WALKER
ASSOCIATED PRESS
AUGUST 15, 2021**

NASHVILLE, Tenn. (AP) — Marcus Johnson never doubted how much the Tennessee Titans liked him. Not even when they traded for seven-time Pro Bowl wide receiver Julio Jones.

The Titans had reached out too many times before signing him to the practice squad in January and then to a contract March 9. The June trade for Jones did not shake Johnson's confidence after what he saw as genuine interest in his skills and opportunity from the team.

"I know what adversity looks like," Johnson said. "I know this league. I know myself and what I can bring. So ... it just brings the best out of me."

Johnson's fourth NFL team might just wind up being the right fit. The Titans are looking for wide receivers to play with Jones and Pro Bowler A.J. Brown, and Johnson, who just turned 27, keeps making catches and working his way up the depth chart.

He currently backs up Jones on the preseason depth chart and started the preseason opening win in Atlanta with both Jones and Brown watching along with all the Titans' other starters on offense.

"I've been in similar situations," Johnson said. "My second year in Philadelphia, we brought in Alshon (Jeffery), Tory Smith and then we drafted two guys and I'm an undrafted second year player coming from the practice squad. And by the grace of God (I) made t he roster that year.

Johnson has taken advantage of his experience and the extra reps with Jones not practicing over the past couple weeks to make an impression.

MARCUS JOHNSON

Coach Mike Vrabel said Johnson has earned the what he's gotten in training camp.

"He has been one, durable because he has been out there every day, been available," Vrabel said. "He has gotten better, whatever mistakes he makes he quickly corrects and usually rarely makes the second mistake twice. I would say that is a good model that we should all look at for training camp."

The Titans have plenty of competition at wide receiver. They signed Josh Reynolds as a free agent after four years with the Los Angeles Rams, then drafted Dez Fitzpatrick in the fourth round and Racey McMath in the seventh round. They also have Cameron Batson and Nick Westbrook-Ikhine who've been with the Titans.

A native of Clear Springs, Texas, the 6-foot-1, 207-pound Johnson went undrafted out of Texas. He signed as a rookie free agent with Philadelphia in May 2016 only to spent parts of that season on the practice squad. In 2017, the Eagles signed both Alshon Jeffery and Torrey Smith.

Johnson made the roster that season, winning a Super Bowl ring after playing in 10 games.

The Eagles traded him in March 2018 to Seattle, then the Seahawks traded him to Indianapolis that September. He played in 24 games with the Colts, including a couple stints on the practice squad, and caught 37 passes for 634 yards and three TDs.

But the Colts waived him for the final time Jan. 2, and the Titans signed him to their practice squad four days later.

Johnson is enjoying being with easily the most talented receiving corps he's been a part of in the NFL.

"And it brings the best out of me. I know that for a fact," Johnson said. That's why when we brought in Julio and obviously everyone else we already had and then the two

draft picks, you look at it and you like, 'Cream rise to the top.'"

NOTES: K Tucker McCann did not practice Sunday after having his right, kicking ankle rolled up on a roughing penalty. ... The Titans added TE Deon Yelder, waived TE Gabe Holmes and put LB B.J. Bello on injured reserve.

###

BEN JONES

TITANS CENTER BEN JONES OVERCAME TRAUMATIC CHILDHOOD

BY JOHN GLENNON
TITANS ONLINE
JUNE 22, 2016

In just three months, center Ben Jones has established himself as one of the livelier personalities on the Titans.

He's shared shocking stories about eating cockroaches and, yes, drinking his own urine on dares by previous NFL teammates, not to mention one about ripping the dreadlocks off a college opponent and tying them to his ceiling fan.

It's easy to believe the affable Alabama native, who's been known to break up monotonous practices with a joke as he and teammates are lining up for a play, hasn't suffered much in his 26 years.

But that's far from the case.

Jones' childhood and formative years were marked by a near-death experience, as well as the unexpected deaths of his father and a close friend. The combination of the events made Jones wonder why he'd been singled out to suffer, and caused him to question his own faith as well.

"Especially when you're young, you're like, 'Why is all this happening to me? What is going on?' " the 6-foot-3, 308-pounder said during Titans minicamp.

Mom was 'a real rock'

A tortuous stretch of months for Jones began just a few months after his 10th birthday in 1999, when his father, Steve, died in a helicopter crash.

Steve Jones did timber work of all kinds, everything from planting trees to helping them grow and eventually cutting them down. He was aboard a helicopter that was spraying pesticide on Alabama pines when the chopper's fuel

system malfunctioned. The crash killed Jones and the pilot.

Since then, Ben Jones has worn the No. 60 when it was available. It was the number his father wore playing high school football in Thomasville, Ga.

But it was Jones' mother, Vickie Jones, who became a bigger part of her son's life, even stepping into the role of Little League coach her husband had held.

"It was tough because I really relied on my Dad," Ben Jones said. "But my mom just stepped in and was a real rock. She was the discipline in the house. If I didn't do my running throughout the year, she'd wake me up at night and be like, 'Hey, run to the mailbox and back,' and that's about a mile and a half on the farm.

"She stayed on us just like my Dad was doing. She pushed me to be who I am today."

'I still have screws in my head'

Only months after the passing of his father, Jones was battling for his own life.

Attending a high school baseball game, Jones was walking from his seat behind home plate toward the outfield seats, where his mother was watching the contest. But as he came around the corner of the dugout, Jones ran straight into the warm-up swing of a player, the bat thumping his uncovered skull.

Jones passed a doctor's concussion test afterward, so it looked like he might be OK. But his condition spiraled downward.

"I started throwing up because there was a blood clot was pressing on my brain, making me sick," Jones said. "It was very bad. I had to have emergency surgery to get rid of the blood clot on the brain. They went ahead and opened my head up and drained the blood clots out."

Jones remained in intensive care for a couple of days before leaving the

hospital with some everlasting mementos.

"I still have screws in my head," he said, "so I guess you could say I might have a couple screws loose."

In order to make sure he didn't suffer any more damage, Jones had to wear a batting helmet to school for a year.

"I was the kid in class with the helmet on, the kid going to (recreation) with a helmet on," Jones said. "Fortunately, I was a pretty big kid, so nobody was going to say much to me."

'I just didn't understand'

Jones had to sit out a season of youth football because of the brain surgery, but by the time high school rolled around, he was back on the field, playing on the same team with his older brother, Clay.

But tragedy sought Jones out again during his junior year, when one of his best friends was killed in a four-wheeler accident. Jones was not present when it occurred.

Faith had been important to Jones growing up, but he found it hard to reconcile it with the events of his life to that point.

"I just didn't understand," he said. "Why is this all getting taken from me at such a young age? But stuff happens and at some point you realize, 'Hey, there's more in life like this.' So you have to grow up early."

The older brother of Jones' friend, a youth minister, spoke at the funeral and delivered a message that resonated.

"He said there's a reason (this death) happened, and I want somebody to get saved because of it," Jones said. "I feel like it helped a lot of people really turn their life around."

Since getting drafted by the Texans in 2012, Jones said he and his wife regularly attend religious retreats with other professional athletes,

BEN JONES

many of whom have lost parents, children or friends. He said they have all come to rely on team chaplains, spouses and family members to help them deal with hard times.

But Jones said his mother, who still works the 300-acre farm the family has had since he was young, has had the greatest influence.

“Everything is a learning point and you reach out to different people,” Jones said. “But my mom, really, she never cracked. Just seeing a God-fearing woman like her showed us an example every day on how to live that Christian life.”

###

BEN JONES

TITANS CENTER BEN JONES' POWER IS STILL OUT, SO RYAN TANNEHILL IS LENDING A HAND

**BY ERIK BACHARACH
THE TENNESSEAN
MAY 7, 2020**

As of Thursday morning, 7,000 Nashville Electric Service customers were still without power after a damaging wind storm Sunday evening caused widespread outages.

Ben Jones was one of them.

The Titans center, like thousands of other Nashvillians, had been "roughing it out" for three days before his quarterback, Ryan Tannehill, lended a hand.

"I have a great teammate who is not staying in Nashville right now, so we are staying at his house," Jones said on a Zoom call with reporters on Thursday. "Tannehill came in clutch for us because it got a little cold (Wednesday)."

More than 130,000 customers in the Nashville area had their electricity knocked out by the storms, which brought straight-line winds up to 70 miles per hour. Decosta Jenkins, the president and CEO of Nashville Electric Service, said the storms "caused the largest number of power outages in my 29-year career at NES."

Jones said he felt fortunate to have a teammate like Tannehill, who is riding out the COVID-19 pandemic with his family in South Florida, where he spent his first six NFL seasons as a member of the Miami Dolphins.

Earlier this offseason, Tannehill signed a four-year, \$118 million extension with the Titans after a career year in 2019 in which he was named to his first Pro Bowl and led the Titans to the AFC title game.

For Jones, it's one more unusual obstacle in an offseason full of them.

With team facilities closed due to the pandemic, the NFL offseason has gone entirely virtual. Jones is adjusting accordingly.

"I do a Zoom workout every morning at 5:30 — I try to get in (the weight room) and work out before our kids get up," he said. "We have four guys in there, with a trainer in there, so I'm going through a program. And mainly I'm trying to be innovative with how to run, because you don't have a field like you normally have. So, I have a Peloton bike that I use a couple of times a week. I bought a sled that I am pushing in the yard. I am running sprints on the driveway, through the neighborhood. I try to get up early and do it so I don't have a whole bunch of people out there watching me."

###

JULIO JONES

JULIO JONES DECLINES TO TAKE NO. 11 FROM TENNESSEE TITANS' A.J. BROWN, WILL WEAR NO. 2

**BY TURRON DAVENPORT
ESPN.COM
JUNE 8, 2021**

NASHVILLE, Tenn. -- Wide receiver A.J. Brown offered his No. 11 to Julio Jones, but the Tennessee Titans' newly acquired playmaker declined. Instead, Jones will wear No. 2 with his new team.

Brown has worn No. 11 since his rookie year after originally sporting No. 18 during rookie minicamp.

"#11 until I retire. I tried to give it up and he wouldn't take it. Respect," he tweeted Tuesday. The Titans later announced that Jones will wear No. 2.

Jones commented for the first time Tuesday on being traded from the Atlanta Falcons to Tennessee, saying in a statement posted to social media that he'll "never forget my time as an Atlanta Falcon" and thanked the Titans and their fans for the "warm welcome" he and his family have received.

"Thank you ATL for all the love you've shown me over the years. It's been an amazing 10 years playing for the city & all the fans. I appreciate everything you've done for me over the years & will never forget my time as an Atlanta Falcon.

"Excited for the next part of my journey here in Nashville. To the fans, I want to thank you all for the warm welcome for me and & my family. We are very excited to be part of the Titans family.

"Ready to get to work!"

It's no surprise that Brown would offer his number to Jones given how much he lobbied to get the Titans to trade for the 10-year veteran. Brown has always admired and studied Jones dating back to his days at Ole Miss, when wide receiver coach

Jacob Peeler used to make cutups for him to watch.

"He's a big receiver just like me, but the thing he does special is he runs routes just like a smaller guy," Brown told ESPN on Sunday. "For me, in college, he was teaching me everything and didn't even know it. That's when I didn't know him and was just watching him."

Brown wore No. 1 at Ole Miss and considered making that his number when the NFL made rule changes allowing players other than quarterbacks, punters and kickers to wear single-digit numbers. He was going to ask Warren Moon for permission to wear the retired No. 1 jersey. But that was before he discovered how impactful Moon was to the Oilers/Titans organization.

"I was about to bother you and ask you is there anyway I could wear the #1 until I read your Bio ... I'm not even deserving tbh," he tweeted in April. "Thank you for everything you've done for the game. Legend!! Salute!!"

The Titans were able to absorb Jones' \$15.3 million cap number after starting quarterback Ryan Tannehill agreed to restructure his contract to create over \$15 million in cap space. Tannehill now holds a \$41.8 million cap hit in 2022 and a \$39.8 million cap hit in 2023. Jones will have an \$11.5 million cap hit in each of the next two seasons.

###

JULIO JONES

JONES SAYS PLAYING FOR TENNESSEE 'FEELS LIKE HOME'

BY DAVID BOCLAIR
SI.COM
AUGUST 1, 2021

NASHVILLE – The past is prologue. That does not mean it is forgotten. Not for Julio Jones.

After 10 seasons with the Atlanta Falcons, the Pro Bowl wide receiver still has to remind himself from time to time that he is a member of the Tennessee Titans. It happened Friday during his first media session of training camp when he said “Falcons” instead of “Titans” once. It also has come up in encounters with fans of his new team.

“Man, I sign stuff so much [and] I’m so used to putting ‘11’ on so many things,” he said. “Now, I’m the deuce. I’m sorry. It’s been a whole decade, right? So, it happens.”

With Tennessee, which acquired him in June via a trade with Atlanta, Jones will wear the No. 2, the same one he wore during his three seasons at the University of Alabama (2008-10). He also will be part of an offense that features running back Derrick Henry and includes another Pro Bowl wide receiver, A.J. Brown, and he will be part of a team that has been to the playoffs three of the last four seasons.

Make no mistake, whatever the adjustment, there is no place he’d rather be.

“It’s been good, man,” he said. “Just the team. Coach [Mike] Vrabel, everything he’s done for me to make the transition so easy for me. My teammates here. The staff. I mean, everybody here is so welcoming.

“It feels like home. It’s not like you’re here and it’s like, ‘What am I supposed to do? What am I supposed to do?’ There’s so many people to help you understand the locker room, the facility. Just everything. So, the transition for me has been very, very easy.”

Even though he has a different locale, different teammates and a different number, the Titans hope the 32-year-old will be the same player he was for most of his time in Atlanta.

They want him to be the guy – or at least close to it – who three times led the NFL in receiving yards per game. The guy who topped 1,000 receiving yards seven times and twice topped the league in that category. The guy who demanded attention from opposing defenses and, therefore, created opportunities for others to produce as well.

They do not expect him to be just one of the guys.

“One thing I told him was that I am going to hold the best players the most accountable and hope they can then, in turn, do that to the rest of the team,” Vrabel said. “I have always said that, that is something we believe in, that is how I was coached and that is what I know.

“I just wanted to make sure he understood that, which he did. And that was something he was very comfortable with and we were able to have a conversation. All our conversations and everything that he has done since he has been a member of our team has been positive.”

If Jones can perform as expected, he will make an offense that was one of the NFL’s best in the red zone last season and ranked in the top 10 in yards per pass attempt and touchdown passes even more potent.

And the way he sees it, a fresh start is the perfect way to send the message to the rest of the NFL that his days are not a thing of the past.

“It’s a great opportunity for me to just showcase my skills, my ability, what I can do and what I bring to the game,” Jones said. “Like I said, I can’t talk enough about the organization and the team here. It’s just family right off the bat.

“You love football, and the way these guys come out here, they compete and just the team camaraderie here. For me being a veteran guy coming to a new organization, ... I was blown away when I got here.”

###

**WHEN YOU HAVE BRETT
KERN — A PRO BOWL
PUNTER AND A PRETTY
GOOD ATHLETE — YOU
TAKE SOME CHANCES**

**BY JOHN GLENNON
THE ATHLETIC
DECEMBER 17, 2019**

The play call itself? Debatable.

When the Titans — in punt formation near the end of the first half Sunday — sent Amani Hooker in motion toward the right sideline, it appeared to all but wave a flag in the face of the Texans, alerting them that a fake might be in the works.

What special-teams unit, after all, would simply ignore the fact that two players were flanked wide to the right instead of the usual single gunner?

“(The Texans) definitely thought something was up,” Titans gunner Dane Cruikshank said. “That’s why they backed off their coverage.”

So go ahead and critique the design if you choose, but let’s show a little appreciation here for punter Brett Kern, whose 47-yard spiral downfield still nearly turned the fake into a success, his pass tipped away from Cruikshank at the last second by Texans defensive back Lonnie Johnson.

“I mean, it’s really a perfect throw,” exclaimed CBS Sports analyst Tony Romo, who knows a thing or two about slinging the football.

It’s been an out-of-the-ordinary season for the 33-year-old Kern, a 12-year veteran who may be headed to his third consecutive Pro Bowl after finishing first among punters in fan voting. He’s punting to his usual strong standards, fifth in the NFL in average (47.5 yards per attempt) and tied for third in net average (43.6 yards per attempt).

Kern’s arms and legs, however, have been even more entertaining than his foot.

BRETT KERN

Heading into Monday night’s game, Kern was the only punter in the NFL this season who had both run once and thrown at least two passes, plays that have resulted — at various times — in Kern’s near decapitation as well as in game-changing moments.

Who says punters live a life of leisure?

“Hey, whatever works,” Kern said Monday. “If there are certain looks or certain ways we can help the field position, help with trying to get first downs here or there, and take advantage of something the punt-return team does, then I’m all for it.”

Just why is it that Kern, who’d never thrown a single regular-season pass before this year, has been assigned a few more opportunities this season?

Maybe it’s as simple as a former NFL player — Titans coach Mike Vrabel — wanting to see his specialists sweat a little harder during practices that aren’t exactly exhausting.

“They’ve got a lot of time on their hands,” a half-serious Vrabel said. “They kick for about 10 minutes, then they snap and hold, then they probably throw passes and do some stuff.”

Kern won’t argue with that. When he punted collegiately at Toledo, Kern had enough spare time on his hands during practice that he took up holding for the team’s kicker. It turned out to be a pretty smart decision on Kern’s part, as he’s doubled as the Titans’ holder since arriving in Nashville.

So these days, Kern uses some of his extra moments to craft fakes, working alongside special-teams coach Craig Aukerman and assistant Matt Edwards.

“We just try to find out what’s realistic and what’s not, what’s a throw I could make and feel comfortable making it,” Kern said. “You just toss around the ideas of what would work and what

wouldn’t, and then you go from there.”

Still, Vrabel wouldn’t be handing out extra responsibility — running and passing the football — in key situations to Kern unless he trusted his decision-making and athleticism. Considering Kern’s background includes long-jumping, high-hurdling, playing basketball (he has some nasty dunks on tape) and owning a one-handicap in golf, it’s a pretty safe bet he’s not going to trip over his own two feet while attempting a fake.

“I guess you never really know about the term ‘athletic,’ what it means to be an athlete,” Kern said. “That’s always a debate in our locker room, as far as what it is to really be an athlete.

“Shooting hoops out here definitely helps me. Playing golf helps. Being able to throw the football a little bit helps, too.”

When it works as planned, everyone looks like a genius.

That was the case earlier this season against the Los Angeles Chargers, when Kern connected on a perfect 11-yard strike to Kevin Byard, producing a first down on fourth-and-8. That completion led to the Titans’ first score of the game and a 3-0 lead.

But all the extra practice hours and all the surprising athleticism in the world don’t always result in success. No one knows that more than Kern, who’s been part of two special-teams failures this season.

The first oops was especially memorable to everyone, with the possible exception of Kern, who still may be fuzzy about the fake field-goal attempt against Tampa Bay. Kern took the deep snap from center on that play, then stood up and headed around left end in search of a first down. But Buccaneers linebacker Devin White read the play perfectly and delivered a frightening, flattening hit on Kern.

“I heard (the hit) and I thought, ‘Oh my God,’” Taylor Lewan said following that contest. “I thought he was dead.”

Kern managed to survive quite well, thank you, to the point he was back at it last Sunday, throwing long to Cruikshank with the Titans facing fourth-and-10 at Houston’s 37-yard line.

Should Vrabel have simply stuck with the offense in that situation, especially considering Ryan Tannehill’s success at converting third-and-long plays since becoming the starter? One could certainly make an argument that going a more traditional route would have offered a better chance at success than having a punter throw a Hail Mary.

Still, hats off to Kern for making an on-the-money toss halfway down the field.

It was simply the latest lively moment in a season that’s offered Kern more than his usual share.

Who knows when the Titans will once again call on his arm — or legs — to complement that rocket of a right foot?

###

BRETT KERN

KERN HONORS ANNIVERSARY OF BIRONAS' DEATH

**BY DAVID BOCLAIR
NASHVILLE POST
SEPTEMBER 21, 2017**

Tennessee Titans punter Brett Kern didn't let the anniversary of Rob Bironas' death go unnoticed.

Wednesday marked three years since the former Titans kicker was killed in a one-car accident. Kern, who doubled as Bironas' holder for more than four and a half seasons, wore the No. 2 (Bironas' number) during the workout in preparation for Sunday's game against Seattle at Nissan Stadium (noon, Fox).

"I think about Rob all the time," Kern told the team's website. "... [I] figured this is a way I could pay him respect by remembering him. Wearing the No.2 jersey, it was great to honor him for the day."

Bironas spent his entire NFL career (144 games) with the Titans. He earned the job in 2005 after having failed to catch on with other teams the previous three years and having spent time in two arena leagues.

In nine seasons, Bironas made 85.7 percent of his field goal attempts and 99.4 percent of his extra-point tries. His field goal accuracy ranks fourth in NFL history. He set an NFL record when he made eight field goals in a single game (Oct. 21, 2007 at Houston) and earned All-Pro recognition in 2007.

Bironas is second-leading scorer in Tennessee/Houston history with 1,032 points. His 60-yard field goal against Indianapolis (Dec. 3, 2006) is a franchise record and one of 11-game winning kicks (another franchise record) he made during his career.

Those numbers and achievements ensure he will always have a place in Titans history. For one day, Kern went for something a little more personal

"To this day, I still don't go by his house, or take the road where the accident happened," Kern said. "I try to stay away from that stuff. But [long snapper] Beau Brinkley and I are always reminiscing about him, and talking about things he did. It makes us laugh.

"There's definitely things that make you think about Rob, and wonder if he is looking down on you. I hope he appreciated me wearing his No.2 out there (Wednesday)."

###

BRETT KERN

KERN HOSTING FUNDRAISING EVENT ON SATURDAY

***BY JIM WYATT
TENNESSEAN.COM
APRIL 12, 2013***

Titans punter Brett Kern is hosting his second Texas Hold 'em Tournament and Silent Auction on Saturday at Forrest Crossing Golf Course in Franklin.

The event, which includes a silent auction, is scheduled to begin at 5 p.m. with a dinner served by Chick-fil-A of Brentwood.

Roughly 10 spots are still available and those interested can register at www.niagarapower.org

Proceeds from the event will benefit the Niagara Power Fellowship of Christian Athletes baseball team that Kern's father, Cal Kern, operates as general manager.

Titans kicker Rob Bironas and former Titans/Oilers safety Blaine Bishop, along with Nashville Predators coach Barry Trotz and Predators defenseman Jonathon Blum are among those scheduled to appear. A minimum donation of \$25 registers each player for the tournament.

The winner will receive Chick-fil-A for a year, the second-place finisher will receive Chick-fil-A sandwiches for a year, and the third-place finisher will receive a \$75 gift card to an area restaurant.

A number of signed jerseys from Titans players, including one from quarterback Jake Locker, will be among the items in the silent auction.

###

KENDALL LAMM

NEW TITANS OT KENDALL LAMM CAN'T WAIT TO BLOCK FOR DERRICK HENRY, 'ONE OF THE BEST RUNNERS EVER'

**BY MIKE ORGAN
THE TENNESSEAN
MARCH 18, 2021**

No matter how you look at it, Kendall Lamm is going from one good situation to another in the NFL.

The six-year offensive tackle spent the last two seasons in Cleveland blocking for one of the NFL's most formidable rushing attacks featuring running backs Nick Chubb and Kareem Hunt.

After signing a two-year deal with the Titans, worth up to \$8.5 million according to Ian Rapoport of NFL Media, Lamm will now block for two-time rushing champion Derrick Henry.

"You can't go wrong with either or (Henry, Chubb or Hunt)," Lamm said. "I mean, Derrick Henry is the king. I get it. But Nick Chubb and Kareem Hunt are phenomenal. At the same time, though, I know the stats speak for themselves. So we'll just leave it at that."

The statistical similarities are uncanny.

Over the last two seasons Henry rushed for a total of 3,567 yards. Chubb and Hunt, who missed part of the 2019 season with a sports hernia injury, combined for 3,582 yards.

The Titans were the No. 2 rushing team in the NFL last season (2,690 yards) and the Browns were No. 3 (2,374).

Lamm's first impression of Henry was memorable. It came when Lamm was still at Houston where he spent four seasons after being an undrafted free agent out of Appalachian State in 2015.

"I remember watching Derrick Henry in the far end zone warm up with the Titans and telling myself, 'He is literally (former Texans' middle linebacker) Benardrick McKinney's size (6-foot-4, 257 pounds) at running back,'" Lamm said.

"And then to watch him be able to do the things he does ... that's what you want," he said. "We literally play offensive line to open holes for a man like that. To know I'm going to have the opportunity to block for possibly one of the best runners ever; it's going to be so tight man."

Lamm's time in Houston overlapped with Titans coach Mike Vrabel, who was the Texans' linebackers coach (2013-16) and defensive coordinator (2017).

In his four seasons at Houston Lamm made a career-high 13 starts in 2018. He played in 19 games with three starts for the Browns the past two seasons.

Titans fans may remember Lamm from last season when the 6-5, 310-pounder made a 1-yard TD catch on a tackle-eligible play in a Week 13 game the Browns won 41-35.

Lamm will never forget it.

"It's a moment as a bigger dude growing up you dream about," Lamm said. "We block everyday when we try to make sure the receivers can do their job so they can get that glory. The fact that I was able to do that is a feeling I can't even describe. I still have the ball. It literally has a picture on it from when I caught it. It will be one of my fondest memories ever."

###

HAROLD LANDRY III

CORONAVIRUS HAD LITTLE IMPACT ON LANDRY'S OFFSEASON

**BY MIKE HOGAN
SPORTS ILLUSTRATED
AUGUST 3, 2020**

Tennessee Titans outside linebacker Harold Landry said it was crazy how things worked out for him this offseason.

When the coronavirus pandemic took the country by storm more than five months ago, team facilities were shut down and in-person, full-team workouts were suspended. The entirety of the NFL's all-important offseason was conducted via Zoom, an online group-meeting application that many didn't even know existed until mid-March.

As a byproduct, players across the NFL and other professional leagues had to come up with their own ways to stay in five-star shape. Some players purchased Peloton bikes and home workout equipment, while others traveled to different states to meet with personal trainers or teammates.

Landry was an exception. He already had all he needed.

"I was actually doing a legit home gym before the whole COVID thing broke out," Landry said during a video press conference Monday. "Then the whole COVID thing broke out and I was already set with the renovations and everything on my house to have my own gym. I'm ready to go."

A second-round draft pick in 2018 out of Boston College, Landry was a starter for the first time last season and was one of two members of the Titans' front seven who started every game.

He led the team with nine sacks and set career-highs with 81 tackles, 28 quarterback pressures, four tackles for loss and two fumble recoveries. He also forced a fumble and intercepted a pass.

Most of Landry's production, however, came in the first 12 weeks of the regular season

Over the course of the Titans' final seven contests (four regular season games, three postseason games), Landry recorded one sack (against Baltimore in the AFC divisional round) and 22 total tackles.

Earlier this offseason, Titans outside linebackers coach Shane Bowen said Landry's lack of production down the stretch of last season was a combination of two different factors.

"I think he is still adamant about developing his body, his strength, his stamina, all of those things," Bowen said in June. "But in my mind, he played too many plays. I've got to do a better job of not putting so much on him in terms of play count. Hopefully we get him at his best when we need him at his best down the stretch."

Landry, while thankful to hear that Bowen had his back, said otherwise.

"I guess I just had a cold spurt," he said "You hate to see it, but it happens. I'm not too worried about that happening this year. I feel tremendous. I'm just ready to go.

"I feel whenever he wants me out there, I should be able to perform at a high level. That's on me. I just need to be able to perform at my best, full go, every single play. I think it has more so to do with me than it does him."

As training camp opens, Landry said he does not feel any added pressure to be more productive in 2020. His hard work and preparation this offseason -- along with his year-to-year development - - will speak for him when the regular season commences on Sept. 14 in Denver.

"I'm ready to take that next step. My goal is really when I came into the league, it's just be a better player every single year I come into the league. I feel I took a step from year one to year two and now it's time to

take a step from year two to year three, and I think I'm ready to do that. I've been putting in a lot of work and I'm excited for the season."

###

HAROLD LANDRY III

HOW TENNESSEE TITANS HAROLD LANDRY BECAME THE RELENTLESS PASS RUSHER OPPONENTS FEAR

BY BEN ARTHUR
THE TENNESSEAN
OCTOBER 17, 2021

Tennessee Titans coach Mike Vrabel wanted to highlight one play from Harold Landry's dominant performance last week against the Jaguars.

The fourth-year outside linebacker had exploded off the ball. He bent. He cornered. Then he reached with his far arm. The sequence Vrabel described occurred in the fourth quarter.

But Landry didn't record a sack on the play. Not a tackle for loss. Not even a stat. Jaguars quarterback Trevor Lawrence had stepped up into the pocket before Landry could get a hand on him, and scrambled 8 yards before getting tackled by defensive lineman Denico Autry.

In Vrabel's eyes, though, the sequence was Landry's best moment in a game he had a season-high two sacks.

"That is pass rushing in a nutshell," said Vrabel, a former All-Pro outside linebacker. "Your best move doesn't end up being anything that statistically could be measured."

Landry's pursuit ability has made headlines this season.

With Bud Dupree, the Titans' marquee free-agent signing of the offseason, a non-factor to start the season, Landry has been Tennessee's best pass rusher once again. The team's sacks leader the last two years, Landry leads the Titans (3-2) with 4.5 sacks through five games entering a critical AFC matchup against the Buffalo Bills (4-1) on Monday night (7:15 p.m. CT, ESPN).

But what has stood out the most are his pass-rush numbers beyond sacks. He ranks second in the NFL in pressures and hurries. He's also tied for sixth in tackles for loss and quarterback hits, and tied for eighth in quarterback knockdowns.

Landry had a 37.5% pressure rate in the Titans' Week 3 victory over the Colts, according to Next Gen Stats, which was the third highest in a game by any player since 2016 (minimum 30 pass rushes).

Vrabel evaluates pass rushers' impact by how well they affect the quarterback to move, scramble and step into other pressure. Landry has thrived in that regard.

"I think the thing about Harold that helps him more than anything is just his effort," said Titans outside linebackers coach Shane Crow. "He goes really, really hard and puts himself in good positions. And yeah, he's done different things that he's been working on and he'll continue to show that, continue to keep trying new things and come up with a game plan. He goes really hard and he prepares and that's what you're seeing show up."

Where does the relentlessness come from?

Mehdi Abdesmad knew Landry was different right away.

When Landry arrived at Boston College as a freshman in 2014, he was matched with Abdesmad, then a senior and a leader in the defensive line room. The coaches always paired each freshman with an older player.

Landry got to the locker room, pulled all the veterans together and said he was going to be a high draft pick and an All-American. He backed it up by showing up early for workouts. He worked out on Friday nights, when others were partying. He was always first in line during drills with the upperclassmen, unlike other freshmen. And he took to coaching. If he didn't make a big play or made a mistake, he asked what he did wrong.

He achieved what he told the team's veterans he was going to do: he was named a second-team All-American by the Associated Press in 2017, when he led the nation with 16.5 sacks and seven forced fumbles as a junior. He was an NFL second-round pick after his senior year.

"He had that mentality of, 'Why not me?'" said Abdesmad, who appeared in two games for the Titans in 2016. "He's all ball. And he was all ball when he was in college."

Cardinals defensive end Zach Allen was a teammate of Landry's at Boston College, a year behind the Titans defender.

During the summer, the BC football team held workouts from morning till noon, and players had down time before class started in the evening. But Allen would see Landry grab a quick lunch and do another intense workout after the one with the team. Then he'd do a third after classes that night.

Seeing Landry's commitment pushed Allen, who credits his former teammate for much of his success.

"He has probably one of the best work ethics I've ever seen in football," said Allen.

Harold Landry's finish stands out

Paul Pasqualoni coached Landry hard. The 72-year-old, a longtime coach at the NFL and college level, was Landry's defensive line coach his last two seasons at Boston College.

Now a special assistant to the head coach at Florida, Pasqualoni challenged Landry to dissect offensive formations and learn the opponent's tendencies. He was taught how to become a true pass rusher, learning footwork as both an outside linebacker and a defensive end. He learned how to play blocks. They worked tirelessly on Landry's burst and speed, the biggest advantage in his game as a smaller edge rusher (6-foot-2, 252 pounds).

HAROLD LANDRY III

Pasqualoni coached the likes of Jason Taylor, DeMarcus Ware, Greg Ellis and J.J. Watt.

They shared a quality that Pasqualoni saw that Landry looked to cultivate in his own game.

“There's three principles of the rush and you're not going to be successful unless you excel at all three,” explained Pasqualoni. “So the first principle of the rush is the get off. The focus and the concentration and the explosiveness of the get off. The second principle of the rush is developing your best pitch. Every pass rusher has a best pitch. They have a change-up, but they have a best pitch. They're a lot like pitchers in baseball. The great pitcher in baseball, when it counts, has got his go-to pitch. He's got his change-up. He's got one change-up, he might have two change-ups, but that's probably it. He's got his best pitch and he's got his change-up. ... Then the third principle of the rush is the finish. So without finish, you're not going to be a top-flight pass rusher.

“So Harold understands that for him to be the kind of football player and the kind of pass rusher he wants to be, he's got to develop a relentless finish.”

Relentless was hammered into Landry's psyche early in his time at Boston College. Under then-defensive line coach Ben Albert, Abdesmad said, players who stopped running to the ball on a given play were scolded. During film sessions, players caught loafing or slowing down on their rush were given bad grades.

The Boston College defensive linemen referred to themselves as "rushmen." Their identity was to go hard on every play. Everyone was held accountable.

“We never stopped,” said Abdesmad.

“That's (Landry's) brand now.”

Harold Landry's contract situation

That brand has put Landry in a position to see a nice payday.

He's on pace for career numbers across the board in 2021, the last year of his rookie deal.

“If he keeps producing, you're going to have to factor the franchise tag into the equation,” said Joel Corry, a former agent and salary cap expert. “The longer he's productive, the less likely he's going to want to do an extension. If you give him any type of discount, you have to do it before the trade deadline. Otherwise, he's thinking, ‘Hey, I'm playing great. I'll just ride this thing out, see where it goes.’ So right now would be the best deal you could make given the type of start he's had.”

Recent deals for Carl Lawson (three years for \$45 million, including \$30 million guaranteed, with the Jets), Trey Hendrickson (four years for \$60 million, including \$16 million guaranteed, with the Bengals) and John Franklin-Myers (four years for \$55 million, including \$30.2 million guaranteed, with the Jets) could be parameters for a new Landry contract.

But the big-money deal the Titans gave Dupree last offseason could factor in, too. Dupree signed a five-year contract worth \$82.5 million, including \$35 million guaranteed, with Tennessee in March. He's appeared in just two games through five weeks, with no sacks or tackles for loss.

“If I'm the agent, I'm looking at it and I'm going like, ‘OK, you're paying a guy \$16.5 million (per year) who came back too soon from a knee injury and he's supposed to do what I'm doing,’” said Corry. “‘If my guy is going to be more productive, you have to at least pay him Bud Dupree money or ride this thing out (until after the season). That's what I'm thinking if he's the agent.’”

On the field, Landry thinks about staying in games.

During the offseason, he reported back to the Titans in “unbelievable” shape, according to Crow, with the mindset of taking every snap he can. He has played 92% of Tennessee's defensive snaps this season, ranking third on the team. He played 94% of snaps last year. He plays multiple positions in Tennessee's scheme.

Landry's mentality is symbolic of how he rushes.

“When I'm out there on the field, I don't want to come off,” said Landry. “I want to be out there the whole game, grinding it out.”

###

TAYLOR LEWAN

LEWAN: 'I NEEDED THIS'

BY DAVID BOCLAIR

SI.COM

SEPTEMBER 26, 2021

NASHVILLE — Taylor Lewan called it a step in the right direction.

The Tennessee Titans left tackle was optimistic that he turned around a terrible start to the 2021 NFL season when he played from start to finish in his team's 25-16 victory over the Indianapolis Colts on Sunday at Nissan Stadium.

The 30-year-old had a relatively uneventful day as part of an offensive line that helped Derrick Henry rush for 113 yards on 28 carries, allowed quarterback Ryan Tannehill to be sacked once and helped the offense hold the ball for more than 34 of the contest's 60 minutes.

That, in its own right, was eventful. After all, Lewan looked overmatched at times in a Week 1 loss to Arizona and did not make it out of pre-game warmups in Week 2 at Seattle due to an issue with his right knee that prompted the club's medical staff to scratch him.

"I felt like my old self mentally," Lewan said after the game. "I was moving a lot better. My pad level was a whole lot better. I was definitely more explosive and stronger.

"... I needed this more, I think, than the team needed this. I needed (Sunday). I needed to see that I could go do it, be left on an island again and be able to block and go do those things, run left and be able to sustain a block and get movement. (Sunday) was a great day."

The Arizona game was his first (outside of a brief preseason appearance) since Oct. 18, 2020 when he sustained a torn knee ligament that ended his season after just five games. It was, by his account, the first serious injury of his life and the subsequent reconstructive surgery was — by far — the most significant medical

procedure he had experienced. From there, he embarked on the long road to recovery.

Throughout the offseason, Lewan talked often about how he seized the opportunity to not just work on his knee but on his entire body. He asserted that he was in peak physical condition, a claim he admitted Sunday was an attempt to try to speak something into reality.

"(Sunday) was the first day, like man, I feel like myself again," he said. "... When I got into trouble in Week 1, when I watched the film, I was doing a lot of things that were very uncharacteristic of myself.

"... It's been a really, really hard journey. A lot harder than I thought it was going to be."

To make matters worse, he took a mental beating when fans at Nissan Stadium booed him in Week 1 as he returned to action after having missed a couple second-half series to deal with cramps.

"I'm coming back from the ACL, 10 months, a physical process and — yeah — I wasn't playing well," Lewan said. "That was a really hard game to get over emotionally, mentally. ... I really wish I could articulate just how difficult that was. It was hard to hear the fans after seven or eight years, with as much as I've tried to do for the city, boo when I came back out there.

"... I was like, 'Damn, that's crazy how fast they turn.'"

Then whatever doubts he carried with him into Week 2 were compounded when he could not make it through the warmup. He said that he hyperextended his knee, the same one on which he had surgery, and heard a pop.

Doctors pulled him from the lineup because they did not have enough information about what happened, he said. When preparations began for the game with Indianapolis, he had been cleared and made it through the practice week without incident.

Lewan is not ready to say that he is back to the form that earned him three straight Pro Bowl invitations from 2016-18. But he did not feel any pain in his knee against the Colts, and he did feel the love from the fans who watched the Titans win a home game against their chief division rival for the first time since 2017.

"It's going to be a cool process because I'm just going to get better every single week," Lewan said. "Not only mentally, but physically I'm going to get better too."

It's not as if things could have gotten much worse.

###

TAYLOR LEWAN

TITANS DRAFT PICK TAYLOR LEWAN THE FAMILY DAREDEVIL

BY DAVE BIRKETT
DETROIT FREE PRESS
MAY 9, 2014

NEW YORK — Before he grew into his 6-foot-7, 309-pound body and became one of the best offensive linemen in the country, Taylor Lewan fashioned himself as a future X Games star.

Lewan, the Michigan offensive tackle who's expected to be a high first-round pick in today's NFL draft, spent part of his youth growing up in Cave Creek, Ariz., riding dirt bikes on his family's 12-acre ranch and at an amateur motocross track in the desert the locals call The Watering Hole.

"Taylor, actually, believe it or not, was an unbelievable dirt bike rider," said Bryce Lewan, Taylor's 19-year-old brother. "My dad actually made him quit because of football 'cause he didn't want him to get injured or anything like that. That was actually his passion before anything else. Riding dirt bikes and being a country boy."

Lewan said he started riding dirt bikes as a 5-year-old when his grandfather got him a Yamaha PW50.

The Tennessean's Titans Insider talks about the team's first-round draft pick, Michigan tackle Taylor Lewan. The Tennessean

By the time he was 16, he had three bikes and he spent most of his downtime tooling around the desert, riding trails and navigating step-ups — changes in elevation — that sent him soaring 100 feet or more in the air.

"There's something about taking off just riding, going 125 feet and everyone's just like, 'Oh my god, you're in the air and you're a couple stories up.'" Lewan said. "That's crazy. I love it."

The family daredevil, Lewan said he mastered a few basic tricks as a teenager, including jumping off and getting back on his bike in the air.

"I never could backflip or anything like that, but I thought I was pretty damn good," he said. "They had some pretty crazy jumps out there. I broke my wrist once, I had all these scars on my chin from it, a couple separated shoulders once in a while, but you always come back. It's great. Puked blood a couple times. It's exciting."

These days, Lewan doesn't ride bikes anymore, though he said he wants to again after his playing days are done, and gets on a motorcycle only when his good friend Nick Bennett, one of two buddies he brought to New York for the draft, lets him ride his Harley around the block.

Lewan, who started 48 games at left tackle for the Wolverines and took predraft visits to the Lions, Rams, Giants, Falcons and Cardinals, said his fun-loving nature shouldn't be confused with a wandering eye from football.

"I mean, if you watch me play football, I'm so determined to be successful, I'm so determined to be that No. 1 guy," he said. "Those are the things I care about. I'm sitting here maybe being the first, second or third tackle taken off the board right now and personally that (ticks) me off."

"I'd rather be the worst tackle in the draft than the second best just 'cause I hate it when you're that close and somebody has to say, this guy's better than you. This one guy's better or this two guys (are) better than you. And that's not to take away from them because they are phenomenal guys. Everything about them are great. It's just one of those things."

Lewan is rated the second- or third-best offensive lineman by most draft analysts, behind Auburn's Greg Robinson and Texas A&M's Jake Matthews.

Both Robinson, a mauling run blocker, and Matthews, a polished pass protector and the son of Hall of Fame lineman Bruce Matthews, are in the mix to go second overall to the Rams.

NFL Network analyst Mike Mayock said Lewan is a "finesse" player, but projects him to go sixth overall to the Falcons.

"He's a great athlete," Mayock said. "He tested as well or better than any other tackle at the draft. I'd like to see him be able to finish a little bit more in the run game, but what I like about him is his athletic ability."

Lewan said he doesn't just want to test better than his fellow tackles, he wants to be better than them when all is said and done.

"I would never sit here and tell anybody that I think I'm second best at anything I do just 'cause that's the competitive nature of everybody here," Lewan said. "Off the field, am I fun loving guy? I love to be around all my friends and do certain things. Yeah, it's great. It's awesome. Always have a smile on my face."

"But as soon as I step between the lines it's not like that. When I watch film, it's not like that. When I go to practice, it's not like that."

###

TAYLOR LEWAN

TITANS 'HYPED UP' TO GET TAYLOR LEWAN'S BIG PERSONALITY BACK

BY TURRON DAVENPORT
ESPN
AUGUST 14, 2021

NASHVILLE, Tenn. -- The 2020 season turned out to be another strong one for the Tennessee Titans' offensive line, but that doesn't mean the team was the same without left tackle Taylor Lewan.

The three-time Pro Bowler made it through four games in 2020 before suffering a torn ACL in the Titans' 42-36 win over the Houston Texans in Week 6. Lewan went down in the second quarter and was out for the rest of the season.

"He's a big personality, the life of the party so to speak," offensive line coach Keith Carter said. "From an energy and juice standpoint, that's really important. You need that. He's a big help getting over those hump days."

The Titans pressed on in 2020 without Lewan, winning the AFC South division title, fueled by running back Derrick Henry becoming the eighth NFL player to rush for more than 2,000 yards. Accomplishing such big things hardly meant Lewan's impact wasn't missed.

"Taylor is a large part of what we are doing here," coach Mike Vrabel said. "He does have some energy and excitement. He has been locked in, and he has done everything that we have asked him to do in his return."

They say "absence makes the heart grow fonder." That was exactly the case for Lewan and his relationship with football.

"I have a newfound appreciation for the game," Lewan said. "I've never been excited in my life just to practice. I'm just really happy with where I'm at and fortunate to be as healthy as I am."

Lewan was so eager to put the work in that his legs were sore after reporting to camp early to help out some of the younger offensive linemen.

"It's nice to feel the pains of football. I missed it all," Lewan added.

According to Lewan, there were points when he wondered if he'd be the same player on the field again or if he would be strong enough to play. He had no idea how the recovery process was going to be because it was his first time requiring surgery after an injury.

Lewan says he attacked each day like it was a new opportunity to get better, even the days when he didn't want to get out of bed because he was hurting. Lewan said he kept a journal where he'd log what he wanted to accomplish every day. That helped him reset and get through some of the down periods.

As the Titans enter their third week of camp, Lewan says he feels like the same person he was before the knee injury. A lot of that comes from what he calls "an amazing" team that he put together to help him through the rehab process.

His workload has steadily increased to the point where he's taking reps in the team period and going full tilt. Initially, Lewan's reps would conclude on contact. Now it's all the way through the whistle.

Having missed so much time, Lewan is eager to get back on the field. But he has trust in the coaching and training staff to bring him along at the correct pace so he can be ready to go for the season opener against the Arizona Cardinals. There was a time when perhaps things wouldn't have gone so smoothly.

Carter and Lewan didn't exactly hit it off when the two started working together in 2018. Carter admits he came in full of "piss and vinegar" to set a tone with the group. Lewan said there was some resistance, but ultimately Carter has helped elevate his game to another level.

"You go from a guy like [former Titans O-line coach] Russ Grimm, who's a relaxed guy, the type that maybe would have a beer in the morning," Lewan said. "Keith is a high-strung dude. It's a big change. I've never done a good job with authority, and he's definitely an authority figure, so that was a hard thing for me to handle. But I really appreciate Keith and what he's done for this team, especially this offensive line."

Now Lewan and Carter have an excellent relationship to the point where the veteran tackle is a player the coach relies upon to reinforce executing specific techniques and bringing energy to practice.

Lewan can be heard cheering on players and talking trash with the defense. There's a different emotional level when Lewan is on the field.

That stems from when Lewan was in high school playing nose tackle. He posted a video on YouTube of himself playing, thinking it would get him a scholarship. Instead, it brought criticism from a teammate, who said he goes hard only every once in a while.

Lewan vowed to never have his effort questioned again. He wants his energy to rub off on his teammates.

"It's juice, man," Lewan said. "You have millions of people watching, and you have an opportunity to put something on film that everyone around the league is going to judge you for. I love playing football and taking a guy and throwing him to our sidelines and dudes get hyped up."

###

**LEWAN DONATES \$10K TO
HIS ARIZONA HIGH
SCHOOL**

###

***BY DAVID BOCLAIR
NASHVILLE POST
OCTOBER 18, 2017***

Taylor Lewan's first Pro Bowl appearance was worth something for his high school. Thousands of dollars, in fact.

Cactus Shadows High School (Cave Creek, Az.) announced this week that it received a \$10,000 donation from the Tennessee Titans left tackle. The money will be used for athletics upgrades, including "new banners for the stadium, an industrial washer and dryer as well as other miscellaneous equipment."

Members of the winning team at last year's Pro Bowl (the AFC beat the NFC 20-13) received grants from the NFL Foundation, which could be directed to their high school or youth football programs.

"During our meeting Taylor was an absolute gentleman and really enjoyed the changes to our campus," Jim Swetter, assistant principal of operations and athletics, said in a prepared statement, according to the Scottsdale Independent. "He said he was going to donate the \$10,000 to us because Cave Creek is home. We are very grateful for his generosity and his desire to help Cactus Shadows."

Lewan, one of five Titans players named to the 2016 Pro Bowl, was an all-state football player at Cactus Shadows. As a senior, he helped his team reach the state championship game.

"When students bond with their school, their desire to come back and give back drastically increases," Dr. Steve Bigbee, the school's principal, said. "We are so happy that Taylor felt that bond while he was here as student/athlete and we are grateful that he chose Cactus Shadows to be the recipient of his gratitude."

TAYLOR LEWAN

TITANS MAKE TAYLOR LEWAN RICHEST OL IN NFL HISTORY, GIVE HIM \$80M, FIVE-YEAR EXTENSION

***BY WILL BRINSON
CBSSPORTS.COM
JULY 27, 2018***

The offensive tackle won't be holding out now, that's for sure

One of the concerns for the Tennessee Titans this offseason was making sure offensive lineman Taylor Lewan got into camp, paid, happy and not holding out. Lewan's been a stud since he was drafted in the first round of the 2014 NFL Draft, the anchor for the Titans physical running game. And he's being rewarded with a monster deal that will make him the richest offensive lineman in NFL history.

The Titans announced the extension on Friday morning.

And per Adam Schefter of ESPN, the contract is a whopper, worth a total of \$80 million over five years. That's a very stout \$16 million per year to protect Marcus Mariota's blindside, which easily eclipses the top tackle valuation on the market right now (Nate Solder got \$15.5 million per year and \$62.5 million total from the Giants this offseason).

Per Ian Rapoport of NFL Media, there are \$50 million "in guarantees" with the deal. Flash the giant red siren for verbiage purposes: that does not mean \$50 million guaranteed. But you can bet there's a substantial amount of guaranteed money built into this deal.

It isn't a no-brainer move for the Titans, but it's pretty close. Lewan made the Pro Bowl the last two seasons and is the tone-setter for a pretty close-knit group of offensive lineman in Tennessee. He's a nasty, physical presence in the run game, and with the addition of Dion Lewis alongside Derrick Henry, you can bet the Titans want to be aggressive in the run game.

###

RACEY MCMATH

WHAT'S IN A NAME? ALL YOU NEED TO KNOW ABOUT RACEY MCMATH

BY MICHAEL HOGAN
SI.COM
MAY 4, 2021

Racey McMath. What a name.

But it's not just some random moniker. It is one that has meaning and significance.

When his mother was pregnant with him, she decided that would be his name because he consistently moved around.

"It felt like he was just racing in my stomach, so we said, 'Ok, that's going to be his name – let's call him Racey,'" his mother told LSU, where McMath played three collegiate seasons.

A sixth-round pick, McMath is one of two wide receivers the Tennessee Titans selected in the 2021 NFL Draft. And while how he got his name is probably the one thing everyone wondered upon his selection on Saturday, the 6-foot-3, 224-pounder is an interesting prospect for the Titans for many reasons.

Here are five things to know about one of the Titans' newest wide receivers:

He played with some of the best young wide receivers in the NFL. At LSU, McMath did not produce massive numbers on offense. He caught only 33 passes for 522 yards and four touchdowns in three seasons.

A lot of that had to do with the fact that he sat behind Minnesota Vikings star receiver Justin Jefferson, Cincinnati Bengals rookie Ja'Marr Chase and Carolina Panthers rookie Terrace Marshall Jr. Jefferson and Chase were first-round picks in 2020 and 2021, respectively, and Marshall was a second-round pick this year.

"To be honest, those guys, they are just great players," McMath said. "There were just kind of ahead of me and I learned from those guys and we always competed at the end of the day. I can't say that I didn't work hard or anything like that and that I didn't know what I was doing. But it was just something that happened. I know that everything happens for a reason and just waiting for the next step."

He shares a close relationship with Titans cornerback Kristian Fulton. Funny enough, McMath and Fulton, who the Titans selected in the second round of last year's draft, were college roommates. By now, Fulton has presumably welcomed his friend to Nashville.

"I'm pretty sure after things settle down I'm going to call and talk it up with him," McMath said shortly after he was picked. "That was my roommate at LSU, so we are closer than close."

McMath is a capable special teams contributor. While the Titans would like to see McMath develop as a receiver, he first will need to make an impact on special teams to make the roster and see action on game day.

Coach Mike Vrabel said the one thing that stood out about McMath in the pre-draft process was the high degree of "speed and violence" with which he plays.

"I feel like it is how I use my speed. I have the size," McMath said. "I play with a physical edge to the game, but I know my speed is a big thing in my getting up and down the field and making those plays."

He developed as a special teams contributor at LSU under Greg McMahan, who has been coaching that unit for more than a decade for numerous collegiate programs and the New Orleans Saints (2008-2016).

"Coach McMahan gave me the opportunity. He stayed on me. I always asked him questions and he always just gave me pointers on

being a great special teamer because he saw the potential I had, and he always pushed me," he said. "He was the hardest on me at practice because he saw the potential. If I made a mistake, he would let me have it. I just know that was him wanting the best out of me because he saw the potential I had."

He's a champion. McMath helped lead his high school, Edna Karr, to a Louisiana state championship in 2016. As a sophomore at LSU in 2019, he contributed to a Tigers team that did not lose a game en route to dominating Clemson in the 2019 National Championship game.

A big-name connection. McMath had four touchdown receptions for LSU. He caught two of them from Heisman Trophy winner and 2020 No. 1 overall pick Joe Burrow, who now plays for the Bengals.

###

RACEY MCMATH

'HE KIND OF REMINDS ME OF JULIO': TENNESSEE TITANS' RACEY MCMATH FLASHING OFFENSIVE POTENTIAL

BY BEN ARTHUR
THE TENNESSEAN
AUGUST 6, 2021

In spring 2019, Racey McMath was frustrated at LSU.

He aired his grievances with coach Ed Orgeron. He spoke with special teams coordinator Greg McMahan, too. Then a rising junior for the Tigers, McMath didn't want to leave Death Valley.

But in an LSU wide receiver room loaded with NFL talent, he craved more opportunities on offense.

"He was never out the door," LSU wide receivers coach Mickey Joseph told *The Tennessean*. "He was ready to roll, but he just wanted to get more reps because he wanted to prove to us that he had some receiving skills and that he just wasn't a special teams player."

McMath has flashed that receiving ability in his short time with the Tennessee Titans.

The rookie sixth-round pick has turned heads early in training camp with his play in one-on-ones and team periods. Last week, McMath had one of the highlight receptions of camp so far: using his 6-foot-3, 217-pound frame to get position and high point a back-shoulder throw down the sideline against tight coverage. His impressive physical tools for a wide receiver and speed – he ran a 4.35-second 40-yard dash at LSU's pro day – have popped at Saint Thomas Sports Park.

What he's displayed offensively, coupled with his special teams reputation as a gunner, have made him an early favorite to crack the Titans' 53-man roster.

Tennessee Titans head coach Mike Vrabel talks with wide receiver Racey McMath (81) during a

training camp practice at Saint Thomas Sports Park Thursday, July 29, 2021 in Nashville, Tenn.

"He is fun to coach, man," Titans coach Mike Vrabel said last week. "He just keeps getting better. He has a unique skill-set. He is big. He is fast. He is coachable. Again, he takes a rep over there in the open field tackling drill as a receiver. Obviously, we are projecting him for a major special teams role, so he goes over there and is taking reps in the open field tackle on defense. Takes the coaching, doesn't miss a beat, bounces around."

Added McMath: "The more plays I make, it gives me more confidence. That's what I'm trying to do. Make more plays and play (with) more confidence and play faster out there."

Titans star receiver A.J. Brown couldn't resist the urge to compare McMath's receiving potential to another new teammate of his: Julio Jones.

"I don't want to say this, but he kind of reminds me of Julio," Brown said last week, cracking up as reporters furiously wrote down his comment. "That's the upside I think he has in him."

Tennessee Titans wide receiver Racey McMath (81) warms up during a training camp practice at Saint Thomas Sports Park Friday, July 30, 2021 in Nashville, Tenn.

LSU coaches always saw that upside, too.

McMath made his mark with the Tigers as a special teamer – "Probably the best in the SEC, or at least that's what our opponents communicated to us," McMahan said – but Joseph always believed McMath stacked up with the other future NFL players in the receiving room, which was headlined by the Vikings' Justin Jefferson (who broke the NFL's rookie record for receiving yards last season) and the Bengals' Ja'Marr Chase (the No. 5 pick in the 2021 NFL Draft).

Other pros who overlapped with McMath's tenure included 2018 second-round pick D.J. Chark (Jaguars), 2021 second-rounder Terrace Marshall Jr. (Panthers), 2018 sixth-rounder Russell Gage (Falcons) and 2020 seventh-rounder Stephen Sullivan (Panthers).

McMath posted an underwhelming 33 catches for 522 yards and four touchdowns at LSU (34 games). Overshadowed most of his career, he finally became a starter as a senior, but played just six games because of a hamstring injury.

Joseph believes he would've been drafted higher if he didn't get hurt.

"Racey was in that room, but let me tell you something: We never blinked one time when we had to put Racey in the game," Joseph said. "Yes, he was in a talented room. But he was also talented. ... Y'all seen him (in Nashville). That stuff don't just happen overnight. That's stuff you're born with. We can only do so many drills here at LSU. I go back to his competitive nature. He never backed down in practice from anybody. He was going against first-, second-round corners. It never got too big for Racey."

LSU wide receiver Jontre Kirklin (13) celebrates his touchdown with wide receiver Racey McMath (17) during the third quarter at Vanderbilt Stadium Saturday, Oct. 3, 2020 in Nashville, Tenn.

Joseph appreciated McMath's willingness to accept his role. And his humility stood out.

On Thursdays during game week, he never rehearsed touchdown celebrations with his LSU teammates. He preferred not to think about them until he scored. McMath was a quiet kid with a "warrior" mindset, Joseph said.

"He was going to fight to the end, and that's one thing I know about him," Joseph said. "Even with Ja'Marr Chase and Justin Jefferson and Terrace Marshall being there, I know if I had to be locked up in a closet with somebody (or) if we

RACEY MCMATH

were playing streetball, I'd pick Racey. I'm sure Ja'Marr and Jefferson and Terrace, they'd all tell you that. He's just a guy with some grit and gets after you."

Joseph can see McMath having a 10-year career in the NFL.

"If you're going to be a third receiver or a fourth receiver, you better be able to play on (special teams)," Joseph said. "He can play on all four (special teams units) and give you 25-30 snaps a game (on offense) at full speed.

"He just sticks it out. He's got some grit. He's going to give (the Titans) everything he got."

###

ELIJAH MOLDEN

TITANS ROOKIE ELIJAH MOLDEN'S GOAL? PROVE HIS NFL VETERAN DAD'S HARD WORK PAID OFF

TURRON DAVENPORT
ESPN
JUNE 20, 2021

NASHVILLE, Tenn. -- Elijah Molden was still in high school when then-University of Washington defensive coordinator Jimmy Lake started teaching him the Huskies' scheme. Lake received a call from Molden's mother, Christin, saying the young defensive back had sketched out pictures of the defense he had learned and covered his bedroom wall with them like posters.

"This guy means business," Lake thought to himself.

That's the impression Elijah, who was taken by the Tennessee Titans in the third round of the 2021 NFL draft, often leaves on those when talking about football. After all, playing cornerback is the family business. His father, Alex, was selected by the New Orleans Saints with the 11th pick in the 1996 draft and went on to play eight seasons with the San Diego Chargers and Detroit Lions.

"It wasn't like, 'You're going to get to the NFL or else.' But it was kind of just assumed that I would get here," Elijah said.

Elijah's path to the NFL was created in part by a great understanding of football passed along from his dad, who spent countless hours breaking down film and coaching his son from a young age.

Growing up Molden

Elijah is the second oldest of Alex and Christin's eight children. Each of them was given a development plan. It started with gymnastics to learn balance. Then they transitioned to soccer to work on foot quickness and changing speeds.

After that, the Molden kids were allowed to play whatever they wanted -- not just football.

"Just because Daddy played doesn't mean you have to," Alex told his children. "But if you do, I got the playbook."

Elijah's love for football was sparked early when he was able to go into the Chargers' locker room with his dad. He got to hang out with greats such as running back LaDainian Tomlinson, linebacker Junior Seau and safety Rodney Harrison.

Watching his father run out of the tunnel before games to blaring hype music made Elijah want to follow in Alex's footsteps.

"There wasn't a day where I woke up and didn't want to be a football player," Elijah said.

He started asking detailed questions about football in the fourth grade. Alex wasn't surprised because he could see Elijah's passion and competitive spirit growing.

The next year, Alex and Christin allowed Elijah to play tackle football a year earlier than they had planned because Elijah needed that physical aspect of the game. His speed and strength stood out.

"I would get giddy," Alex said. "[Elijah] was using stiff-arms, blowing kids up. He was having so much fun. When he put on the pads, it was just like me when I played. It gave him so much freedom."

Breaking down film with Dad

Elijah initially wanted to play running back because he loved Adrian Peterson. But Alex encouraged him to play defensive back once he got to the eighth grade, knowing he could begin to share his knowledge and experience.

"I had to approach him," Elijah said of Alex. "He'd never just show me. He was hands-off until I showed him I wanted to know."

Alex wanted his son to think like an eight-year NFL veteran rather than an eighth-grader. Unlike typical fans, the two didn't take in a football game in a few hours. Watching games turned into a four- or five-hour session.

"I would pause it after a big play and ask him if he knew why it happened," Alex said of their film study. "I'd explain to him what the DB's read was. You have to learn the reads and the keys. I would break things down like route patterns.

"When [opposing offenses] get to the 50-yard line, what are you thinking? I'm telling him, 'They're going to take their shot.' When you get 3-on-1, what are you thinking depending on what receiver is on the field side? They're trying to isolate. That really helped with football IQ, having him watch film and break down what the receiver or offensive coordinator was thinking. It's all about tendencies."

This is where the foundation of Elijah's football knowledge was built, which impressed the Titans in pre-draft interviews.

"I think he's been raised well. He was just really intelligent," GM Jon Robinson said after the Titans selected Elijah in the draft. "He knew about our football team. He had prepared for the interview by watching our football team. He spoke highly of how we played and the effort and the finish with which we play."

How Elijah ended up in Lake's hands

Alex got to coach Elijah as his position coach at West Linn High School in Oregon. One of his proudest memories came when Elijah was only 14 and locked down an opposing team's wide receiver who had been offered a scholarship to Arizona. When Elijah was a freshman, he got his own scholarship offer from Oregon, his father's alma mater, after attending one of the school's football camps.

ELIJAH MOLDEN

Other offers followed.

When he was a junior, Elijah was offered a chance to visit the University of Washington and watch spring ball on an unofficial visit. Alex didn't think the long drive to the Seattle area was worth it -- especially since the school was a Pac-12 rival of Oregon's. So Elijah and his mother took the three-hour drive without him.

They were blown away by the campus and the program, so they arranged another visit, with Alex this time. Everything changed for Alex after he met Lake. Suddenly, the idea of turning over the keys to Elijah's success to his alma mater's rival wasn't such a bad idea.

"[Lake] broke down film, and the attention to detail was on another level," Alex said. "Also, the success he had with defensive backs made me realize this was the perfect breeding ground. He coached in the NFL. That set off bells with me. Yeah, I would have loved for [Elijah] to be a Duck, but it was a perfect scenario for him to go there."

Lake, who coached defensive backs in the NFL for the Tampa Bay Buccaneers (2006-07, 2010-11) and Detroit (2008), sold them on Washington's track record with defensive backs, such as NFL first-rounders Kevin King and Desmond Trufant.

"There was already proof in how we developed those guys, how they moved on and were successful in the NFL," Lake said. "Alex knew a lot of the guys that I had coached in the NFL and those guys being All-Pros, one of which was a future Hall of Famer in Ronde Barber, so he respected the process."

Lake, who's now the head coach at Washington, said Elijah was one of his favorite recruits to watch on film. He loved Elijah's physical ability and leadership, noting how the team would "sway with however Elijah was playing."

Elijah's inquisitive side came out as well. He asked detailed questions

about the Huskies' techniques and scheme. Lake was impressed that Elijah wanted to know what everyone around him was doing in addition to what his own duties were.

"He prides himself on learning every detail of the defense," Lake said. "You could see that he was a football junkie. When you got him on the phone, you could tell that he had a passion for playing."

Another Molden's NFL journey begins

Elijah developed into a top NFL prospect, finishing with 153 tackles (seven for a loss), five interceptions, 19 passes defended and four forced fumbles in 36 games at Washington.

"With what I taught him and what Coach Lake taught him at UW, he was seeing things at a totally different rate of speed," Alex said.

NFL scouts saw Elijah as one of the best nickel defenders in the 2021 draft class.

ESPN NFL analyst Louis Riddick jokingly referred to Elijah as the "Jedi of the slot" because of how well he played the nickel position.

"It's Luke Skywalker-type stuff. He can see all of these things, but there's never any panic," Riddick said. "There's a lot of chaos around him, but he's in control. That to me signifies a guy who's really dialed in to the game at another level. He comes from great bloodlines, and that stuff transfers. He'll quickly adapt to the pro game."

Making it to the NFL was always Elijah's goal, but the rookie said he isn't satisfied. For him, it's time to make sure all of the hard work his father poured into him pays off.

Elijah's message to his dad for Father's Day shows how much all of the lessons mean to him.

"Thank you for letting me live out my dreams and always giving me advice, keeping things in perspective," Elijah said. "When I

step on the field, I can do what I do because of you, and when I'm off the field too. I appreciate that, and I love you!"

###

BURKE NIHILL

TITANS CEO BURKE NIHILL: MORE BIG EVENTS ON THE HORIZON AT NISSAN STADIUM, POSSIBLY EVEN A SUPER BOWL

**BY MARQ BURNETT
NASHVILLE BUSINESS
JOURNAL
JULY 27, 2021**

With live events returning and football season on the horizon, Nissan Stadium has a packed calendar.

This weekend, Garth Brooks will take the field for a sold-out concert event.

Next week, the Big Machine Music City Grand Prix will take over the campus for a festival of racing, music and entertainment.

With Nissan Stadium serving as the paddock for the race, the 2.17-mile track will run across the Korean Veterans Memorial Bridge into downtown Nashville and back.

Looking ahead, there's also the World Cup qualifying match and the NHL Stadium Series.

We spoke with Titans president and CEO Burke Nihill about Nissan Stadium's wide variety of upcoming events, his thoughts on Oracle coming to Nashville and more. Here is our Q&A, edited for length and clarity.

What made you want to do more big events at Nissan Stadium?

It wasn't long ago Nissan Stadium hosted football games, CMA Fest and maybe something else if someone wanted to put on a concert at the stadium.

The last five or six years, we've really started to see not just the football team, but also the venue as something of a community trust. We have the ability, but also the responsibility to deliver great events to Nashville and Middle Tennessee.

We've put a lot of emphasis on making that a great venue for promoters to want to come and put on their event. It's starting to bear fruit.

There's a wide variety of events as well.

It is. It's a lot of fun. When you have a venue like ours, not just the capacity, but the centrality of its location being right across from downtown, it does open up the possibility to have a variety of events. We're certainly going to host as many football games as we can; Titans games, TSU [Tennessee State University] games, Music City Bowl. We're always open to hosting even more football games than that.

We love hosting soccer matches for Nashville SC this year and last year. Also international soccer games with the World Cup qualifier coming up in September.

Clearly this is Music City so we're going to host as many concerts as we can host working around our busy schedule.

It is really the more creative, diverse events that make it fun. ... This year, we have the Music City Grand Prix. I think the whole city is excited to see our parking lots and parts of downtown turned into a race track, so it's exciting.

Are there any events you're still after?

We are challenging ourselves to think differently and be innovative. At some point, maybe that means self-promoted events or festivals.

Racing around the gridiron: Nissan Stadium to be on full display during the Music City Grand Prix

We are scanning other venues of our size to see what other events they've had that are a bit outside of the box that we've never had a chance to host ourselves.

Stay tuned. I definitely can see some oddball events coming to the stadium in the next couple of years.

From a business standpoint, how does Oracle coming to Nashville impact Nissan Stadium and the Titans?

Oracle will be our neighbors on the East Bank. It's exciting to have a business the caliber of Oracle's not far down the East Bank.

In terms of the direct impact, we're hoping that a lot of those people who get those jobs become Titans fans and that we can deliver the types of non-Titans events at the stadium that would interest them so that they can see Nissan Stadium as a big part of what's great about Nashville.

What's the financial state of the team as recovery from the pandemic continues?

Last year was not a banner year for a lot of companies, and ours is certainly in that category. We're excited to hopefully host a full stadium of Titans fans this coming year, and to get back to the normal swing of things.

How do you view your role as sort of a spokesperson for the city and the team's role in the community? Do you feel like you're one of the faces of the city?

I don't know if I'm a face of the city, but we, as an organization over the last five years since Amy has become controlling owner, we've tried to become community leaders and reemphasize service in our communities.

Last year was a terrible year for the world, but it was a particularly bad year for Nashville. You add on the tornado and the Christmas Day bombing. Our initial reaction to that as an organization is that it's our responsibility to lead and let the community see us show up in meaningful and tangible ways to hopefully inspire the community to support each other, which is what people love to do here in Nashville.

Prior to Steve Underwood stepping down, he mentioned that the

BURKE NIHILL

organization would be pursuing hosting a Super Bowl in the city. Is that still a goal of yours?

Absolutely. Certainly the stadium is going to need some work to get into Super Bowl worthy condition, but that's absolutely something we'll continue to throw our hat in the ring for in the coming years.

We think the NFL saw first hand what Nashville could do in terms of big events when the draft came in 2019. I know that they were impressed. When the stadium is ready, we're going to throw our hat in the ring for a Super Bowl or two.

What can you share about the stadium renovations?

Back in December, we announced with the mayor that we were having conversations about what's next for the stadium. At that time, we mentioned that we were going to be entering a phase where we would talk with the community about what they would like to see at the campus and that we were going to talk to our fans about what they wanted to see at the stadium.

That process is well under way. This is not the sort of thing that's a regular occurrence. We're going to measure twice and cut once. We continue to have conversations with the city.

They've been very positive conversations, but these things take time, especially the conversations with the community. ... Hopefully in the next few months we'll have more tangible progress that we're able to share, but at this point there's no breaking news.

What are you hearing during those conversations with the community?

A lot of what it comes down to is that our campus is really precious real estate. As you mentioned, Oracle is moving 8,500 jobs down the East Bank.

There's a real desire on the city planner's part and our part to get this right, to engage the riverfront in

more meaningful ways, to get public amenities right and to ultimately create the sort of neighborhood that Nashvillians today and 50 years from now will be proud of.

###

**HOW TENNESSEE TITANS
PLAN TO HELP THOSE
AFFECTED BY DEADLY
FLOOD IN WAVERLY,
HUMPHREYS COUNTY**

**BY BEN ARTHUR
THE TENNESSEAN
AUGUST 25, 2021**

Tennessee Titans president and CEO Burke Nihill announced that the franchise will make a \$50,000 donation for flood relief in Waverly and Humphreys County.

The Titans also have offered up Nissan Stadium for the Waverly Central football team, which saw its football complex destroyed by the devastating flooding that rocked Middle Tennessee on Saturday.

Nihill unveiled the Titans' plan to help at the team's Kickoff Luncheon on Wednesday.

"We've been working really hard over the last three days to figure out how we can have the most impact," Nihill told reporters. "We'll probably issue a press release with more details, but among things that we plan to do is have a large financial contribution, probably \$50,000. We also plan to support the community in more tangible ways as well. We've been connecting with (Waverly Central's) high school coach. As you've probably read, their facilities were devastated. Their equipment is damaged. So we're working with our partners, with vendors to try to see what gaps we can fill in.

"In terms of the equipment, looking to potentially give them some washers and dryers for their equipment room. And thinking of even bigger things. We're planning to offer them the opportunity to play a home game at Nissan Stadium, seeing as though they're not going to be able to play home games at their own stadium this year. More details to come."

At least 19 people have been killed in the flood, and one person is still

BURKE NIHILL

missing, officials confirmed to The Tennessean on Wednesday.

Tennessee Gov. Bill Lee on Wednesday signed a major disaster and state of emergency declaration for Humphreys County, which frees up state aid for residents impacted by the flooding.

Titans coach Mike Vrabel on Tuesday said his thoughts and concerns are with the people of Waverly.

They've lost family members. They've lost homes," Vrabel said. "Wanted to thank the first responders. ... Our team, our organization, our thoughts and our prayers are with everyone that was affected by the floods."

###

PAT O'HARA

MORE THAN A HALF-CENTURY LATER, TITANS QBS COACH PAT O'HARA MEETS HIS BIRTH MOTHER IN "LIFE-CHANGING EXPERIENCE"

**BY JIM WYATT
TENNESSEE TITANS
AUGUST 12, 2021**

NASHVILLE – Titans quarterbacks coach Pat O'Hara has lived a blessed life, involved in a game he loves, surrounded by people he loves, for as far back as he can remember.

But in the back of his mind, as an adoptee, there was always something missing.

Until just recently.

Born and raised west of downtown Los Angeles, O'Hara was a star quarterback at Santa Monica High School. From there he attended USC, where he played well enough to be selected in the NFL Draft.

As a player, O'Hara spent 16 seasons on teams in the NFL, the Arena Football League and the World League. Over the years, he's also appeared in movies about football, including *The Waterboy*, *Any Given Sunday*, and *The Game Plan*.

He's also a long-time coach.

Today, O'Hara in his fourth season coaching QBs for the Titans, where he tutors veteran Ryan Tannehill and the team's other quarterbacks. His life-long passion for the game – and the profession – is evident from his many coaching stops, which began in high school and continued from the AFL to eventually the NFL.

Without question, O'Hara's football journey has been a long and rewarding one.

And so, too, was his search for his birth mother.

It's a search that recently ended for O'Hara, in life-changing fashion.

And the 52-year-old O'Hara is proud to tell his story.

"I could write a book on it," O'Hara said with a smile. "It is hard to describe the feeling, especially at my age, to find out now. I don't know if it has taken a huge load off my shoulders, but I feel different in a positive way.

"You always wonder as an adoptee about things, and it is hard to explain unless you are an adoptee. But my experience has definitely been a great one, and I have a whole new respect for not only my birth mother, but my mom and dad, who are no longer with us. They were amazing people, and I wish that they could have been a part of me meeting my birth mother."

During a social media post on July 11, O'Hara posted a picture with his birth mother, with the following caption:

"It took half a century to find and connect with this amazing woman. So blessed and thankful to meet my birthmother who is beautiful inside and out. The strongest person I've ever met. Thank you for giving me life and accepted me after all these years...I love you! #ImAnAdoptee"

Following a recent training camp practice, O'Hara provided the background on his search, and the meeting.

He knows his life will never be the same because of it.

Understand, O'Hara found more than just his birth mother – he found a big family in Long Island, New York.

"I've always known I was adopted," O'Hara said. "I grew up on Santa Monica and ended up going to USC, and I found out the adoption agency was a mile from campus. I went over there when I was 18 years old and tried to get some information, and I wasn't allowed to get it. So, the search began.

"There was a lot in between there, a lot of searching. But I found my birth mother, and my whole family from Long Island. It's incredible, really."

At the end of his search, O'Hara said he discovered his birth mother was very young and frightened when she had him on September 27, 1968.

She never told anyone about him.

After years and years of looking, O'Hara was able to locate her, he said.

But even then, it took a lot of dialogue before she was willing to meet with him.

"There was some apprehension on her part – she had never told anybody," O'Hara said. "So, over the last year-and-a-half, there were a lot of phone conversations, working through things. And she was finally at a point where she was ready to meet."

On July 4, O'Hara and his family – his wife, Billie, and his two boys, Tyler and Trace – flew to New York for the meeting.

He'll never forget what happened next.

"It was a blur," O'Hara recalled. "It really was really a blur, because I look exactly like her. It is hard to describe, really. I am still kind of at a loss for words.

"I found my birth mother, and a whole family from New York that I didn't even know about, and they are wonderful. ... Being able to reunite with her, and her meeting my kids, her grandchildren. I have a brother, a sister in New York, a half-brother, half-sister, niece, nephews, just wonderful people up in Long Island. My kids now know who their grandmother is, biologically. It has just been a great experience.

"What's beautiful is my experience in reuniting with my birth mother has been unbelievable. It's an A-plus."

PAT O'HARA

O'Hara said he's stayed in touch with his birth mother on a regular basis since.

The family is planning to attend the Titans game against the New York Jets in East Rutherford, New Jersey, on October 3, and already plans are being made for a vacation next summer.

When O'Hara met his birth mother, she was wearing a gold necklace with the letter 'M' engraved on it.

Her name is Melissa.

Or, to him, "Mom."

"She is wonderful, a really amazing person," O'Hara said. "She is so strong to do what she did.

"All of this, it has completely changed my life right now. I really do have whole new respect for a lot of things. I have a whole new family, and a pretty large family. My parents have passed away, and my sister passed away. So, it is just me and my sister from the family I grew up in. So, now it is just kind of neat to have a whole group of people that are just wonderful. They're family, and it is just a really neat thing."

###

DAVID QUESSENBERRY

CANCER SURVIVOR DAVID QUESSENBERRY MAKES TOUCHDOWN CATCH FOR TITANS

BY JIM WYATT
TITANS ONLINE
SEPTEMBER 15, 2019

NASHVILLE – Titans tackle David Quessenberry beat cancer.

So, getting open and catching an NFL touchdown pass on Sunday was a piece of cake.

“It was a simple route --- any of the offensive linemen on this team could have caught that ball,” Quessenberry said after his memorable play. “I just happened to be the guy who had his number called on that play and was able to come down with it. All I was thinking was, ‘Don’t drop it.’”

Quessenberry didn’t drop it – he caught a one-yard touchdown pass thrown by quarterback Marcus Mariota in the team’s 19-17 loss to the Colts on Sunday.

What made the play so unique: Quessenberry is a 6-foot-5, 310-pound offensive tackle who hadn’t caught a pass since high school. He was lined up in the team’s jumbo package on the play, making him a tight end, and eligible to catch it.

What made it so special: Quessenberry was diagnosed with non-Hodgkin’s lymphoma in June 2014 while with the Texans. His cancer went into remission after he completed radiation treatment in February 2015, and he completed his full treatment in April 2017, and returned to practice with the Texans.

Quessenberry joined the Titans last year, and he made the team’s 53-man roster this season.

“I have been through a lot, and it has been a long journey to get here,” Quessenberry said. “Even with all of that, to go out there and score a touchdown, it is crazy. That was amazing. It was epic.”

After making the catch, Quessenberry was swarmed by teammates.

Quarterback Marcus Mariota jumped into his arms as he held the ball above his head.

“The ups and the downs and the rollercoaster that he has been a part of,” Mariota said of Quessenberry. “It was a pretty cool moment for him, and hopefully something he’ll remember and cherish for the rest of his life.”

Titans coach Mike Vrabel was disappointed with the loss.

But he was happy for Quessenberry. Vrabel was defensive coordinator with the Texans when Quessenberry was in Houston.

“We’d like to have it help us win the game,” Vrabel said. “Dave is a valued member of this football team who can play multiple positions. He cares about the team. Every single day he’s into it on the sideline during the game. He executed the play and we were able to find him.”

After the game, Quessenberry said the Titans worked on the play in practice several times.

But in practice, Mariota never threw him the ball.

On Sunday, he found himself open – and he caught it.

“I guess he just trusted me,” Quessenberry said with a smile. “But I don’t think I am switching positions any time soon. I enjoy being an o-lineman too much. But if my number gets called and they need me to play jumbo tight end, I am happy to do it.”

###

DAVID QUESSENBERRY

FIRST CAREER START ONE TO REMEMBER FOR TITANS' DAVID QUESSENBERRY, WHO BEAT CANCER

**BY PAUL SKRBINA
THE TENNESSEAN
NOVEMBER 30, 2020**

David Quessenberry had more career touchdowns – one – than starts going into Sunday's game against the Colts.

The Titans offensive lineman pulled that score to 1-1 when he finally, four years after making his NFL debut and not much more than three years removed from his final cancer treatment, was able to start what he finished.

Quessenberry, whose football career and life were question marks when he was diagnosed with non-Hodgkin's T Lymphoblastic lymphoma in 2014, took his place at left tackle for the beginning of what turned out to be a 45-26 victory Sunday.

He played 68 snaps, tied for most among Titans linemen in the game. Also the same number of combined snaps he'd played in 12 previous NFL games spanning three seasons.

"It's hard to put into words," Quessenberry said. "It really is. It was very special for me, something I've been working for for a long time. It's been a huge mountain to climb, a lot of valleys and peaks along the way."

On the field, Quessenberry had a front-row seat, but was far more than a spectator, when he helped Derrick Henry bulldoze the Colts for 42 of his 178 yards and the first of his three touchdowns.

In his head afterward, he couldn't help but recall his relationship with Titans coach Mike Vrabel. How he helped teach one of Vrabel's sons, Tyler, to play offensive line when the two were with the Texans. How Vrabel has stood by Quessenberry through his sickness and his health.

Quessenberry mentioned how "grateful for the type of man he is, his belief in me, giving me the nod this week."

"David Quessenberry stepping in, making his first start in six or seven years, pretty impressive (considering) the journey he's been on," Vrabel said.

Quessenberry was watching film last week when he was informed he very well could start. The first person he shared the news with was his wife, naturally.

"She's kind of seen those valleys and those hard days, and being able to share the good news with her is big," he said.

The 6-foot-5, 310-pound sixth-round pick of the Texans in 2013 was well aware he was trying to fill in for Taylor Lewan, the anchor of the line who will miss the rest of the season with a torn ACL. He and Lewan worked out together during the offseason.

Seeing him and other teammates injured, opening up a spot for him, wasn't easy. But it's all part of the game.

One he finally started. One that went pretty well, considering the Titans allowed Ryan Tannehill to be sacked just once and became the first team this season to score 35 points in a half.

"The touchdown was great, but give me a great team win any day of the week," Quessenberry said. "I'll take that."

###

DILLON RADUNZ

TITANS DRAFT PICK DILLON RADUNZ FINDS MOTIVATION IN MEMORIES OF LATE FATHER, FOOTBALL COACH

BY JOHN GLENNON
BROADWAY SPORTS
MEDIA
MAY 26, 2021

The tears began to flow within seconds of the Titans' call to Dillon Radunz on draft night.

In that sense, it mirrored the experience of top NFL prospects and their families all across the country, where pent-up joy and relief poured out when the big moment arrived.

But mixed in with the elation at the Radunz household in Becker, Minn., was also a sadness, an understanding there was a hole in the family gathering. This was not new, of course, as Jeff Radunz – Dillon's father – had died following a battle with alcoholism more than a decade ago.

Still, how could his presence not be felt at a time like this?

It was Jeff Radunz, a former college player himself, who moved the family to Becker when his kids were young, in large part because he wanted his boys – Dillon and younger brother Nick – to grow up in a strong, tight-knit football community.

It was Jeff Radunz who coached Dillon's sixth-grade football team, a video of Jeff beaming following his son's big pancake block still a part of family legend.

And of course, it was Jeff Radunz whose death inspired the tattoos on Dillon's right arm, a pair of angel wings to represent his father, along with the serenity prayer commonly associated with Alcoholics Anonymous.

So, yes, the announcement that Dillon Radunz had taken a giant step

forward in his football career – chosen in the second round by the Titans with the 53rd overall pick – broke the tenuous hold the family had managed to keep on its feelings.

"There were tears across the board for everybody," said Dillon's mother, Kathy Radunz, her voice breaking as she recalled the moment. "Dillon and his brother have formed a bond since their dad died that is literally unbreakable. So to watch those two crying and talking about their dad within moments of receiving the phone call was just, uh, it was really hard. It was really hard.

"But Dillon always said his dad has the best seat in the house now. He gets to watch everything."

I'll make you proud

The relationship the family – which also includes Dillon's older sister, Danielle — shared with Jeff Radunz was a complicated one, as is almost always the case when dealing with those suffering from addiction.

He was always a big supporter of the kids and their athletic endeavors, but Radunz said his late father was an alcoholic "as far back as I can remember." What might have made matters even more challenging is that Radunz described Jeff as "a functional alcoholic," meaning the outside world didn't often see the symptoms his family did.

"We still did everything together and all that kind of stuff," Radunz said. "So it wasn't too crippling. He did go to rehab a few times."

Kathy Radunz, however, said the situation was especially stressful on her kids at a young age, as the family tried to support Jeff – living through a lot of emotional ups and downs. She noted that Dillon was old enough to understand the significance of the problem.

"There's not a lot of gray area with Dillon," Kathy Radunz said. "If he believes something's right, it's right, and if he believes

something's wrong, it's wrong. Not to say he can't change his mind.

"But with his father, it was like, 'This is not right. This is not how you should be doing this. This is not what a father should be doing.' So that caused some struggles."

Kathy Radunz is thankful, though, that through some frank and difficult conversations, father and oldest son better understood one another before Jeff's death.

"They were able to talk about it and really work through some things," Kathy Radunz said. "I thank the Lord every single day for that. But it was tough."

Jeff Radunz passed on Aug. 10, 2010, the cause of death "an alcohol-related injury" that didn't involve a car crash, per the family. One month later, 12 year-old Dillon signed the online guestbook next to his father's obituary:

"Thank you for the gifts u gave 😊 I'll make u proud."

Imagining him there helping me

The loss of a parent at a young age can send a child spinning in all kinds of directions, but Kathy Radunz was determined not to let Dillon falter.

As the oldest son, he felt he should in some ways take on his father's role, serving as a source of strength and protection for the family. Kathy Radunz kept it simple for her seventh-grader, telling Dillon just to focus on maintaining his good grades and competing in three sports – football, basketball and track.

"I hope I did a good job of making sure he knew he didn't have to take on that role," Kathy Radunz said, "and allowed him to – after a while – just be a kid again."

Added Dillon: "She was kind of the rock to it all ... So as a kid, I was kind of like, I'm just going to try to have fun and try to see where I can go with this, use it as a motivation

DILLON RADUNZ

tool instead of something to bring me down.”

It wouldn't be long before other father figures stepped up to help the young Radunz.

One was Jeff Radunz's brother, Uncle Mike to Dillon. Another was Dillon's Becker High math teacher, who also happened to coach him in basketball and track. A third was legendary Becker football coach Dwight Lundeen, who's earned a reputation of churning out quality young men as well as title after title during his 53-year tenure.

Lundeen found himself equally impressed with the emotional make-up and the tremendous athleticism of Radunz, who started on both sides of the ball – a 6-6, 270-pound offensive tackle and defensive end – on back-to-back state championship teams during his junior and senior seasons.

“It was a situation where he could have been angry at the world and frustrated with taking on so much responsibility so early,” Lundeen said. “But he was just a very mature young man. He was very grounded in his family. He balanced his academics and his life extremely well, stayed on top of everything.”

It was also clear to Lundeen that Radunz's late father was still very much on the son's mind, an invisible presence Dillon sought to please.

“There's no doubt it was difficult for a young man not to have that father image there,” Lundeen said. “But he would always say, ‘Dad is watching.’ We said, ‘You bet he is. He was a great Becker football fan.’ He just felt like he was honoring his father, and I think that helped him to focus and to play well.”

It was in Radunz's sophomore season that he first taped a picture of his father inside his football helmet. Somehow the image stayed intact for three years, defeating the forces of sweat and weather.

Radunz also began a pre-game ritual he's continued ever since,

taking a knee – and a moment to himself – to connect with Jeff.

“I just try to picture him up in the stands,” Radunz said. “I've got an old video of him coaching me. So I'm just imagining him being able to be there helping me. It's just something that reminds me of my roots, where I came from.”

Helping people with addictions

Radunz's football career at North Dakota State didn't gain immediate traction, as he took a redshirt year in 2016 and then tore his ACL just 15 snaps into the 2017 season.

The unfortunate circumstances did allow Radunz more time to spend on his academics, a significant silver lining since he had chosen a challenging path of studies: Industrial engineering and management.

About a year-and-a-half into that major, Radunz considered switching to Psychology, telling his mother he wanted “to be able to help people who've gone through stuff like we've gone through.” Radunz ultimately stuck with his first choice, but the urge to use his own personal experiences to benefit others remained a strong one.

In fact, Radunz recently helped initiate a \$1,000-per-year scholarship fund at Becker High, the only requirement that entrants would be limited to students who'd lost a parent or guardian – as he lost his father to alcoholism.

“That's something I'm super passionate about – just helping people with addictions, being able to talk to people through it,” Radunz said. “Because I grew up with it.”

Once Radunz eventually got on the field, meanwhile, he quickly made an impact at North Dakota State, whether it was protecting quarterback Trey Lance – the third overall pick of the 2021 draft – or blocking for a Bison running game that totaled a school-record 4,601 yards in 2019. North Dakota State won three straight Football

Championship Subdivision championships from 2017-19.

And despite Radunz's lesser-known FCS profile, he was the first player extended an invite to play in the 2021 Senior Bowl.

“One of the mottos at North Dakota State is ‘Raise to Maturity,’ and I think Dillon had that maturity as a young kid,” said Vanderbilt offensive line coach A.J. Blazek, who held the same position at North Dakota State during Dillon's last two seasons.

“He does talk about his dad. That's a driving force for him. He knows that's a motivator. It's really important to make his dad proud in what he does.”

Remembering my dad

Only three days after playing in North Dakota State's only football game last year – the Bison's season cut short by COVID-19 – Radunz packed a suitcase or two and flew to California, where he spent months training under former NFL Pro Bowl tackle Joe Staley.

Preparing for the Senior Bowl was especially important for a prospect like Radunz, who had to show NFL scouts – as well as himself – he had what it took to compete with high-level players from Football Bowl Subdivision powers.

“We're all human, so, yeah, there was some nervousness there, especially when people tell you constantly, repeatedly that you're not from that level so it's going to be a change,” Radunz said. “But I knew there was a plan in place. I knew I had enough confidence in my game to just go out there and do what I did.”

Things couldn't have gone much better for Radunz, who was named the Senior Bowl's practice player of the week. He not only led his National team to victory in the game, but celebrated by dumping a water container – full of Reese's peanut-butter cups – on Miami

DILLON RADUNZ

Dolphins coach Brian Flores afterward.

Radunz's performance in Mobile, Ala., sealed his value in the eyes of NFL teams like the Titans, setting the stage for the NFL Draft.

On night two of the big event, Radunz gathered family and friends in Becker, awaiting the phone call that would change his life. Among those present of course was Uncle Mike, the man who'd done so much to fill the void in Radunz's life over the years. In Jeff Radunz's absence, it was Uncle Mike who often served as Radunz's coach, took him hunting, taught him the lessons he needed to learn.

So it didn't take long after announcing his destination that Radunz turned to his Uncle Mike, the two reveling in the news – wishing Jeff Radunz was there to enjoy it with them, but confident he was still somewhere watching with a smile.

“Between us, we hugged it out,” Radunz said. “(My uncle) was crying, and he's not normally a guy who cries a lot. So it was just a special moment that we shared together.

“We were remembering my dad – and his brother. Just being able to share that was an awesome thing.”

###

JOSH REYNOLDS

TITANS ADD FORMER RAMS WR JOSH REYNOLDS ON ONE-YEAR DEAL

**BY JIM WYATT
TENNESSEE TITANS
MARCH 23, 2021**

NASHVILLE – The Titans have bolstered their receiving corps with the addition of former Los Angeles Rams receiver Josh Reynolds.

On Tuesday, the team and Reynolds officially agreed to terms on a one-year contract.

Reynolds (6-3, 196) had a career-best 52 catches for 618 yards and two touchdowns in 2020 with the Rams.

In four NFL seasons, Reynolds has played in 64 games, with 24 starts. He's worked in the slot and on the outside at receiver during his career, and he's caught 113 passes for 1,450 yards and nine touchdowns. He's recorded 23 catches of 20-plus yards, one catch of 40-plus yards, and 67.3 percent of his receptions have resulted in first downs.

Per Sportradar, Reynolds lined up as an outside receiver on 69.5% of the snaps last season with the Rams, and in the slot 22.1% of the time.

Reynolds has never missed a game during his career. His 64 consecutive games played puts him in a tie for the third-longest current streak among all active wide receivers.

Reynolds, 26, will have an opportunity to compete for significant playing time alongside third-year receiver A.J. Brown in 2021, following the departure of Corey Davis in free agency, and the release of Adam Humphries earlier this month.

The Titans also have receivers Cam Batson, Cody Hollister, Nick Westbrook-Ikhine, Rashard Davis, Chester Rodgers, Marcus Johnson and Mason Kinsey on the roster.

The Rams selected Reynolds, who played at Texas A&M, in the fourth round (117th overall) of the 2017 NFL Draft.

At Texas A&M, Reynolds led the SEC with 30 career receiving touchdowns, which ranks second in school history. In his collegiate career, Reynolds caught 164 passes for 2,788 receiving yards, and he caught a touchdown in the final eight games of his career. He's the only player in Texas A&M and SEC history with multiple 90-yard plus receptions in his career.

###

JON ROBINSON

TITANS CONTROLLING OWNER AMY ADAMS STRUNK, GM JON ROBINSON, HC MIKE VRABEL WANT TO MAKE DIFFERENCE IN FIGHT FOR SOCIAL JUSTICE

BY JIM WYATT
TENNESSEE TITANS
JUNE 11, 2020

NASHVILLE – Jon Robinson sat at his desk at Saint Thomas Sports Park on Thursday and poured his heart and soul into issues now on center stage across the world.

The Titans General Manager made it clear he wants to do his part to make a difference as it relates to social injustice, racism and police brutality, and in an emotional delivery, he encouraged others to do the same.

On the same day, Titans controlling owner Amy Adams Strunk also made her feelings known on the matter.

"I want to add my voice and the voice of our organization to the calls for equality and reiterate our firm stance against all forms of racism," Strunk said in a statement. "Hearts, minds and institutions need to change throughout our country. Those who face racism need to be heard, and more importantly, understood by those who haven't listened before. Our organization and our players have dedicated time and resources to these issues through the 'We Stand For' campaign and we are making a difference in our own community, tackling issues like educational equity, judicial reform, policing policies and assistance for underserved areas. We are proud to support those efforts and we will continue to find ways to impact our region.

"Hearing our players and coaches speak over the last two weeks has been constructive to this vital discussion. I support our players using peaceful protests and their platforms to advance us as a nation.

I would encourage those who haven't thought about these issues before to understand the pain, anger and frustration of the black community. Black lives matter. We should all agree on that."

Jon Robinson on Social Injustices:
We Have to be Better

Robinson eloquently broke down the words of the Pledge of Allegiance in a Zoom conference call with reporters.

Members of the organization – from front office officials to coaches to players – have had a number of conversations on subjects of police brutality in the wake of George Floyd's death in Minneapolis, and the protests that have followed across the country.

Robinson said he's also been on conference calls with officials around the league, and said he's had meaningful talks with players and members of his staff he described as "real and empowering."

"This being my first opportunity to speak publicly about the issues our nation is facing with respect to social injustice, to racism, police brutality – all issues that are wrong," Robinson said. "There shouldn't be a standard for how to live as a black person in our country. I had a great conversation with a staff member the other day who teared up in my office talking about how he hopes this (Black Lives Matter) movement can create change, a sustained change, so that talk that he had to have with his parents as a young black man, that he does not have to have that same talk with how to be leery and how to conduct himself as a black man in our country. We've got to be better."

Robinson then reflected back to his childhood, when he learned the Pledge of Allegiance.

"It's a pledge to a flag that represents our country, and a pledge is a solemn oath," Robinson said. "It says, one nation – not a black nation or a white nation. It says one nation. It says indivisible – which means

united, not able to be pulled apart. With liberty, which means a state of being free from oppressive restrictions. And justice, which is defined by the quality of being fair and reasonable, for all, which is for everyone, regardless of the color of your skin. So, I just think this pledge, this oath that we've all recited, if we can truly put that into action, we can work to change. We can work the hearts and minds that need to be changed, that liberty, that justice, that feeling of one nation, a nation of human beings, a nation of God's children. I think that is our charge."

On Wednesday, Titans safety Kevin Byard, linebacker Rashaan Evans, and quarterback Ryan Tannehill all said they've been encouraged by what has happened in the wake of Floyd's death in Minneapolis, which occurred when police officer Derrick Chauvin kneeled on Floyd's neck for more than eight minutes.

Floyd's death has led to more conversations across the world, and awareness, and a lot of that is happening through protests.

Titans coach Mike Vrabel, who has been involved in conversations with his players on the push for social justice during the team's virtual offseason meetings, called for "inclusion, diversity, equality, and opportunity" earlier this month while also acknowledging he didn't see the issues as clearly as he needed previously.

"I'd like to acknowledge my own personal privilege, one that is real," Vrabel said. "And I'd like to acknowledge a social blind spot that either I was unaware of or chose not to see. I've had the unbelievable opportunity to listen to our players ... in our team meetings. I listen to them with an open mind and hear and learn what they believe in and how they feel. Amy, Jon and myself have tried to put great people and great fathers and great husbands and great student-athletes onto our football team, and the majority of those men are African-American with a much different experience and background than I'll ever know.

JON ROBINSON

And by listening and understanding those thoughts and feelings, and how they feel, has helped me recognize what is important, and what is important is we find ways to respect each others' feelings, that we respect each others' beliefs, that we respect each others' efforts to make positive change in our community where we work, the communities where we live and the communities where we grew up."

On Thursday, Vrabel said he wants to continue to do his part "to make this a positive change for everybody."

###

JON ROBINSON

TITANS' VRABEL, ROBINSON ADVOCATE FOR GETTING VACCINE

**BY MICHAEL GALLAGHER
NASHVILLE POST
AUGUST 27, 2021**

The Tennessee Titans endured a COVID-19 outbreak last season that affected more than 20 players and coaches and caused a few wrinkles in the regular season schedule as well.

That was before three COVID-19 vaccines became available to the general public.

Now the Titans are about 98 percent vaccinated, according to General Manager Jon Robinson. And as they deal with their second virus outbreak, Robinson and head coach Mike Vrabel, who tested positive for COVID on Sunday, say the vaccine has made a major difference in how things are handled this time around.

“The vaccine maybe made the symptoms, in my specific case, less,” Vrabel acknowledged on Thursday. “I think that is also the case from what I have heard from our other players. It is important because there is no fail safe. We have proven that.

“All we can try to do is maximize our ability to stay safe, to function as a team, to keep our families safe, to do our jobs and do them well. I am proud of where we are at as a team in vaccination rate, but hopefully we can continue to do that and allow our communities and everyone to enjoy the games and enjoy life.”

Special teams coach Craig Auckerman, who has been absent from the last two practices, is also in the COVID protocol along with Vrabel. Both are vaccinated.

Seven players including quarterback Ryan Tannehill, linebacker Harold Landry and tight end Geoff Swaim, among others were added to the reserve/COVID-19 list. Tannehill

said at the end of July he had begun the process of getting vaccinated. It's not known if he was fully vaccinated before Thursday.

“We've had two people that I know personally that have lost loved ones over the last couple of days to COVID from symptoms and complications,” Robinson said. “And it's a lifesaving vaccine.

“...I think everybody's doing everything they can to try to help it. And the biggest thing is the vaccination, because it does save lives.”

ESPN's Adam Schefter reported on Thursday that all nine of the Titans coaches and players on the reserve/COVID-19 list tested positive while The Tennessean is disputing that report.

Vrabel said after his positive test, he had a monoclonal antibody infusion and has felt great since. Robinson noted on Thursday that the players he has spoken to that have tested positive and are vaccinated said their symptoms didn't last longer than 24 to 48 hours.

“If you do contract it and you're vaccinated, it looks like the science has shown that you're sick for a day or two and then you're going to get through that,” Robinson said. “So, there's comfort in going out to dinner and trying to get back to some degree of normalcy, which we all want to do. And I know that the vaccine helps.”

###

JON ROBINSON

A FATHER'S LOVE: TITANS GM JON ROBINSON MAKES WINNING BID AT JDRF GALA

**BY JIM WYATT
TITANS ONLINE
MAY 4, 2017**

NASHVILLE, Tenn. — Card No. 486.

Titans general manager Jon Robinson held it up during a live auction at the JDRF Promise Gala, and he wasn't about to put it down. He was thinking about his oldest daughter as tears filled both their eyes, and all those impacted by Type 1 diabetes.

Robinson won more than just a painting with his \$10,000 bid that night. He provided a lasting memory for his family, and all those in attendance at the Omni Hotel the weekend before the NFL Draft.

"I guess it kind of showed a father's love and a family's love for their child, and that we are willing to fight to make her life better," Robinson said. "It was a really, really special moment for me and hopefully it impacted somebody out there to help continue to fight to find a cure. It was a really special night."

Anyone who thinks the Titans GM is aggressive in pursuing players or trades should've seen him at the 17th Annual Promise Gala.

Mary Lyn A. Schuh, Executive Director of the JDRF Middle Tennessee Chapter, got emotional retelling the story about the night Robinson refused to let anyone in the crowd of 830 outbid him for a special painting at the black tie affair.

The last item up for bid during a live auction was a "Dreams of the Future" painting inspired by 10 youth ambassadors, all of them impacted by Type 1 diabetes.

Robinson's 11-year-old daughter, Taylor, was diagnosed with Type 1

diabetes in April 2012, on Easter Sunday. She is on an insulin pump and a glucose monitoring system. Finger pricks, middle of the night searches for juice boxes to address low sugars, and daily stress are a part of the routine for Taylor and the Robinson family as they hope and pray for a cure one day. Jaimie Robinson, Jon's wife, serves on the JDRF board in Nashville, and at previous NFL stops in Boston and Tampa, the Robinsons were involved with the JDRF community as well.

Inside a triangle on the painting, Taylor penned her dream: "I want to go to Harvard and become a doctor or lawyer." Other children wrote about dreams of being a No.1 draft pick in the NFL, an athletic trainer, a veterinarian or a dermatologist. Others said simply they hoped to one day find a cure for the disease, or to simply "stop worrying" because of it.

"I want to be able to say I HAD diabetes," one child wrote.

Schuh described what happened when the item went up for bid. And when card No.486 was raised into the air.

"Jon put his bid card up, and he wouldn't put it down," Schuh said. "And so the bidding is going on, and slowly people are realizing someone over there is not putting their bid card down. And then people started realizing it was Jon, and he has this look of utter determination and love on his face, looking at his daughter. And then Taylor looks at him and sees him, and she starts crying..."

"The next thing you know Jon is walking up on stage toward Taylor, his arm is still up in the air holding the card in the air. He holds her and they are both crying on stage as he held that big card in the air. When (he won) there was a standing ovation. Everyone in the room could identify with that feeling of wanting to support their child. It was such a beautiful, beautiful moment.

"And it was very emotional. There was not a dry eye in the house. I had

all these grown men come up to me telling me they couldn't remember the last time they'd cried, and they cried."

Robinson called it a "special night."

"I didn't do it for recognition," he said. "It was really to show her how much we are willing to fight for her, and to really show everybody in attendance how passionate we are about finding a cure, not just for her but for all the kids and families affected by diabetes."

The Promise Gala raised roughly \$1.6 million for JDRF, and the money the foundation raised goes toward helping find a cure for children and adults with the disease.

Type 1 diabetes is usually diagnosed in children and young adults. Since the body does not produce insulin, those with the disease are required to take shots or use an insulin pump, in addition to regularly monitoring their blood sugars.

In addition to the \$10,000 bid, the Robinsons, who have two daughters, also made a substantial donation to JDRF.

The highest bid of the night – \$16,000 – was an opportunity to call a play in a Titans preseason game. Other Titans memorabilia, including a Marcus Mariota helmet, a VIP experience at a Titans practice, and a chance to play golf with Robinson and Titans head coach Mike Mularkey were also part of the fundraising event.

Schuh praised the Robinsons for their support, and generosity.

"That organization is making great strides and working on an artificial pancreas that will hopefully help slow the disease until we can eventually find a cure," Robinson said. "It is something we are very passionate about.

"I know there are certainly worse things that afflict families out there, but this one is one that impacts our family so we are going to do everything we can to thwart it."

**ROBINSON CLIMBED
CAREER LADDER
WITHOUT NFL'S HELP**

**BY DAVID BOCLAIR
SI.COM
MAY 20, 2020**

Jon Robinson did it on his own.

Those who want to follow a similar career path to that of the Tennessee Titans general manager got a little help from the NFL on Tuesday.

Owners approved a change to the league's anti-tampering rules that makes it easier for assistant coaches and front-office personnel to interview for higher ranking positions with other teams. In short, a team no longer can block an interview request provided the candidate wishes to pursue a "bona fide" career advancement opportunity.

According to SI senior NFL reporter Albert Breer, the impetus for the change came from the New England Patriots' decision last year to block director of player personnel Nick Caserio from an interview with Houston during the Texans' search for a general manager.

Caserio's contract with the Patriots included language that allowed them to deny him the opportunity to interview. The Texans ultimately decided they had no legal recourse and ended their attempt to talk to Caserio.

It is not the only time New England use such a clause in a contract.

From Breer in this week's MAQB column:

New England wanted to put a similar clause in then-college scouting director Jon Robinson's contract in 2013, Robinson refused, let his contract run, and went with Bucs GM Jason Licht to Tampa in 2014 as a result. Two years later, he became the Titans GM. So, you can see where avoiding the clause benefitted Robinson, just as agreeing to it hurt Caserio.

JON ROBINSON

Robinson joined the Patriots as an area scout in 2002. Four years later he was promoted to regional scout, then to assistant director of college scouting (2008) and director of college scouting (2009).

Caserio is in his 18th season with New England and has been in his current position for more than 12 years.

The Texans ultimately decided to allow head coach Bill O'Brien to serve as general manager as well.

###

JON ROBINSON

TITANS GENERAL MANAGER JON ROBINSON GETS PROMOTION, SAME DUTIES

**BY JASON WOLF
THE TENNESSEAN
JANUARY 6, 2017**

The Titans promoted general manager Jon Robinson to executive vice president/general manager Thursday.

It doesn't change his job responsibilities, but provides greater recognition and a likely pay bump after his aggressive trades, free agent signings and first draft class helped turn the Titans from a league laughingstock into a potential playoff contender.

Tennessee finished with a 3-13 record in 2015, tied for the worst in the NFL. Robinson was hired Jan. 14, 2016, after previous scouting and front office jobs with the Buccaneers and Patriots.

The Titans went 9-7 and just missed the playoffs this season. It was their first winning record since 2011, and the six-win increase marked the largest single-season turnaround in franchise history.

"Jon has done great work since his arrival to our organization and this is a way to recognize that fact," Titans controlling owner Amy Adams Strunk said in a release. "His leadership and football acumen helped change our culture and improve our team. He and (coach) Mike (Mularkey) deserve a great deal of credit for our turnaround this year and I am hopeful that will continue this coming year and into the future. This is an acknowledgement of his work and it puts him on equal footing with others in the league who direct football operations."

Robinson orchestrated several important trades. He dealt the No. 1 overall pick to the Rams for a handful of additional picks, then traded back up to select right tackle

Jack Conklin with the eighth overall pick. Conklin is a Pro Bowl alternate. The trade also resulted in the Titans having the fifth overall pick in this year's draft. All of Robinson's draft picks remain on the team, and many provided notable on-field contributions.

Robinson also acquired running back DeMarco Murray from the Eagles for a swap of fourth-round draft picks. Murray led the AFC in rushing yards this season.

A number of his free agent signings also provided significant returns, including wide receiver Rishard Matthews and center Ben Jones.

"Amy called me today to talk about this promotion and I was truly humbled and grateful," Robinson said in a release. "This organization means the world to me and I am working on a daily basis to make it better. I don't stand alone in this task of improving our team — from ownership, Mike and the coaches, the players who have bought in to our program, scouts and staff. We all have worked together to create a family and hopefully a culture of long-term success."

###

**HARD WORK PAYS OFF:
WR CHESTER ROGERS
THANKFUL FOR
OPPORTUNITY WITH THE
TITANS**

**BY JIM WYATT
TENNESSEE TITANS
SEPTEMBER 8, 2021**

NASHVILLE – Chester Rogers arrived in the NFL as an underdog in 2016, an undrafted free agent from Grambling State who fought like crazy to make the 53-man roster for the Indianapolis Colts.

Rogers didn't just make the squad as a rookie – he ended up playing four seasons with the Colts, and he was productive.

But in 2020, Rogers took a step back. He spent most of last season on the practice squad with the Titans, where he got healthy, and studied film of himself, while helping the team's defense get better in practices. He also put himself in a position to seize an opportunity this season.

His perseverance has paid off. Heading into 2021, Rogers is listed as a first teamer (in a three-receiver set) alongside fellow receivers A.J. Brown and Julio Jones on Tennessee's depth chart to start the season. He's also listed as the team's starting returner on punts and kicks.

Needless to say, he's excited about what's ahead.

"I manifest a lot of things, so I wasn't sweating (cuts)," Rogers said on Monday. "I feel like I put in the work, and now I just have to continue to do what I did all through training camp and OTAs. My role is ... I've got a role. I just have to make plays when the ball comes my way, from returns, to the slot, to wherever they've got me.

"This opportunity I have now is just as rewarding as when I came in as an undrafted free agent my rookie year. I really went out there and earned it every single day. I am not taking it for granted."

CHESTER ROGERS

Rogers, who caught 111 passes for 1,221 yards and four touchdowns while playing in 53 games, with 22 starts, from 2016-2019 in Indianapolis, thinks he brings something different to the table as well.

The Titans kick off the regular season on Sunday against the Cardinals at Nissan Stadium.

"You have guys like A.J., who is 230 pounds, and Julio who is (6-3)," Rogers said with a smile. "I am 5-11, 180 pounds, so to be able to give something different in the inside, it's a 1-2 punch."

Rogers definitely earned his spot on the roster.

He was consistent in practices, and in three preseason games he caught three passes for 39 yards. Rogers also returned three punts for 76 yards, including one for 57 yards. He returned a kick 18 yards.

A Huntsville, Ala., native, Rogers kept the faith when his days with the Colts ended. While in Indianapolis, he worked primarily on the outside, and he caught a career-high 53 passes for 485 yards and a pair of touchdowns in 2018.

After spending time with the Dolphins in August and September of 2020, Rogers joined Tennessee's practice squad on September 21 of last year. He spent 14 weeks practicing with the team, in the regular season and the playoffs.

"It was a mental year for me more than anything, rehabbing," he said. "It was just grasping the game, everything slowed down for me after a year off."

Now, he's set to play in a game for the first time since December 1, 2019, as a member of the Colts, against the Titans.

Rogers has adjusted his game, and he now considers himself a great option in the slot.

"I am so excited, man," Rogers said. "First game back in a long time for me, so I'm ready.

"And to me, I don't have to put pressure on myself. When you have a great group of guys, you just have to do your job and let the game come to you. You don't have to go out there and be something that you're not."

###

RODGER SAFFOLD III

TITANS VETERAN LINEMAN RODGER SAFFOLD HUNGRY FOR SUPER BOWL RING AFTER TWO CLOSE CALLS

**BY JIM WYATT
TENNESSEE TITANS
MAY 29, 2020**

NASHVILLE – Rodger Saffold had options when he became a free agent after the 2018 season.

The veteran offensive lineman had just played in a Super Bowl with the Los Angeles Rams, and part of his mission was to find a good match with a contender.

He ended up signing with the Titans, and he still remembers the reaction from some.

"People thought I was crazy for coming to the Titans," he said, before adding: "But look at us now."

Heading into his 11th NFL season, Saffold is as hungry as ever.

After his Rams lost in Super Bowl LIII to the Patriots, during his first season in Tennessee Saffold was part of playoff wins at New England and Baltimore before experiencing an AFC Championship loss at Kansas City. As a result, the Titans finished one win short of making it to the Super Bowl in Miami.

Saffold started all 19 games at left guard in 2019, including the three playoff contests.

He has a Super Bowl-or-bust mindset heading into 2020.

"My passion for that is through the roof," Saffold said during a Zoom call on Thursday. "After going to the Super Bowl and then realizing that we were one game from getting into the (Super Bowl) with the Titans, I was really driven. My entire focus was driven to getting back to the Super Bowl. Total complete confidence in myself and my teammates, and basically what can I do to get us there again. This time

we know having a slow start won't help us at all.

"We really had to gut-wrench through the season to get everything back the right way. For us now, I think that now that we know our capabilities, having that fast start is always in the back of our minds. But we're not putting any pressure on us. We know that hard work is what got us there. For me, I constantly – even the day after our loss in the Super Bowl, all I thought about was getting back. People thought I was crazy for coming to the Titans, but look at us now. I have nothing but confidence in my team and I can't wait to get back in that position again."

Rodger Saffold Looking Forward to Getting Back to Work with Teammates

Saffold struggled at the start in 2019.

In fact, following a Week 5 loss to the Bills, he stood at his locker and beat himself up after allowing multiple sacks in multiple games early last season. He blamed poor technique, and a new scheme, for his issues in Tennessee after playing his first nine NFL seasons with the Rams.

"I feel like I am letting my team down at this point," Saffold said at the time. "I am not used to having this type of frustration. ... I am not going to blame anybody on my team – my players, my coaches. I am just going to have to find a way to get connected with this team and be able to get in rhythm with the team.

"At the end of the day, even though we all make mistakes, we always talk about how you have to be critical of yourself and that is one thing that I definitely take to heart. The only thing that I can do is come in here and try to be the same guy without being too down."

Saffold ending up settling down, and settling in.

He was part of an offensive line that paved the way for running back

Derrick Henry to lead the NFL in rushing with 1,509 yards, and while the group allowed too many sacks of quarterbacks Marcus Mariota and Ryan Tannehill, it showed improvement in the second half of the season, and during the playoffs.

Tannehill made it to the Pro Bowl as he led the NFL in passer rating.

And Saffold found his footing.

"There was definitely an adjustment last season just with everything being new," Saffold said. "I think that just having that perseverance to just keep working through it and then start meshing with the offensive line, it allowed us a lot of success toward the end of the year. I really like the mentality, the direction that we're kind of going into next year. I think that we should expect to be on the same plane. Just continue from last season, but always challenging ourselves to be better than before.

"As far as for myself, (I now have a better understanding of the) kind of the concepts that the coaches are looking for. Kind of the way that they want us to handle certain types of protections, the techniques. We started to figure that out better and better as the season went on and now it's kind of second nature. The fact that they can tell me something and I can regurgitate that back to them the way that they see it is really helpful. Kind of understanding plays and understanding technique. Now I have a better grasp of that, so it's going to help me in the future, especially in the future."

###

RODGER SAFFOLD III

HOW TITANS' RODGER SAFFOLD BECAME AN ESPORTS OWNER AND WHAT'S NEXT

*BY TURRON DAVENPORT
ESPN
AUGUST 17, 2020*

NASHVILLE, Tenn. -- It all started with trips to Blockbuster to rent video games.

That's how Tennessee Titans offensive lineman Rodger Saffold III and his business partner, Kahreem Horsley, were first exposed to the world of online gaming.

Saffold and Horsley have known each other for around 15 years. Gears of War was one game they played together early on.

Horsley became a pro in 2008 playing Call of Duty 4: Modern Warfare. He joined a series of small online leagues and played in weekly Major League Gaming 2K tournaments. He was building a following, so he and Saffold started streaming games on Twitch, an online platform for gamers. As their audience grew, Horsley and Saffold started thinking of founding a team of their own. Fast-forward to 2014 and Saffold, who was the No. 33 overall pick of the 2010 draft by the Rams, became one of the first active professional athletes to own an esports team.

Rodger Saffold, left, founded his own esports team with business partner Kahreem Horsley in 2014. Courtesy of Kahreem Horsley

"You start to get into conversations with people [about esports ownership] and they look at you like, 'What the hell are you talking about?'" Saffold said. "At the end of the day, they still look at video games as a child's game. You have to tell them, 'No, this is a very profitable business.' This is a business that you want to get in as early as you can because the price keeps going up. You see all of these people and realize it's really a huge

deal. These franchises keep getting more and more expensive over time."

Now Saffold and Horsley have even bigger plans for their esports future after announcing last week they're expanding to include a team for VALORANT, a first-person shooter game released in June.

Building a team

Competing in tournaments opened Horsley's eyes to how more money was being earned on the competitive scene. Global esports revenue exceeded \$1 billion in 2019, according to a report from Forbes.

Saffold and Horsley looked into starting a gaming organization that housed competitive esports gamers, with a goal of eventually selling merchandise. It wasn't expensive -- all they had to pay for initially was setting up a limited liability company (LLC) and traveling to tournaments. They came up with the name Rise Nation, which was recently shortened to Rise.

Rise's ascension started during its rookie year. Horsley lost a tournament but turned his attention to the players who beat him -- Jonathan "Pac Man" Tucker, Jamal "Whea7s" Lee, Daniel "Loony" Loza and Damod "F3ars" Abney.

Back then it wasn't common for players to be under contract as they are now. Horsley reached out to them via Twitter and had contracts drawn up. Six months later, that team competed for the 2014 Call of Duty Championship.

It placed seventh and won \$35,000.

Making a name for themselves

Rise began competing in the Call of Duty World League. In 2018, its last year in the league, it finished first in three open events in Atlanta, Seattle and Anaheim, California. It won six major championships in Call of Duty.

And it has been able to expand into other games such as Gears of War

and Street Fighter, where in its first year Rise won a \$250,000 prize for winning the Capcom Cup. The key was adding a player from the Dominican Republic -- Saul "MenaRD" Mena -- whom, Horsley said, no one had ever heard of.

Tennessee Titans lineman Rodger Saffold, center, saw his Rise team soar to success during the Call of Duty World League season in 2018. MLG

Rise has 32 total employees, including 15 pro gamers. Before bringing a player aboard, it does a background check and scours a prospective player's social media for signs of trouble.

"It's a regular process like you would do at any other place," Horsley said.

Being on the scene as a respected gamer helps Horsley find new talent.

"You have to play yourself up through the ranks and get that respect level," Horsley said. "Once you get to a certain point of competition, guys will contact you to get scrimmages because you only practice with those that you respect. They respect me so it's very easy to navigate these scenes."

Added Saffold, "We are very beloved in this space. A lot of people have respect for us and enjoy playing with us."

Expanding to new games

That respect helped Rise form its new VALORANT team.

"Rise was a huge name in Call of Duty, winning major titles. And winning Capcom Cup for Street Fighter 5 was a giant milestone, cementing their name as an organization," VALORANT team leader Todd "Anger" Williams said.

"Adam 'Spirit' Wills, who is on the current VALORANT roster, competed in Overwatch for them and instantly gave us the blessing

RODGER SAFFOLD III

when we were scouting who to play for."

Although Rise doesn't compete on the Madden platform, Saffold has become somewhat of an esports ambassador to his NFL teammates. A lot of them play Call of Duty, FIFA, Madden and more, but until speaking with Saffold, they don't realize how much money can be made from the games.

"Every time I talk to them they are like, 'Really?' Now guys are like, 'Hey, can I invest?' I have talked to several people on the Rams and Titans about it and they're surprised now," Saffold said.

Running back Marshawn Lynch and former defensive end Michael Strahan are some of the high-profile investors in NRG Esports. Rams owner Stan Kroenke and Patriots owner Robert Kraft both own teams in the Overwatch League.

Having been in the NFL for 10 years, Saffold is familiar with the results-driven aspects of the game. He strives to keep his esports players motivated to play the games the way they need to play to win.

"I'm all about the process and I'm all about the work," Saffold said. "As long as I've got players that grind continually on the game, making sure they have some experience, making sure that they're practicing, playing the game instead of playing a bunch of other games, I'm usually in a good mood."

Unlike many other industries, online gaming has seen an upswing during the COVID-19 pandemic, with more people staying at home and looking for things to do.

"It's definitely helped my business," Saffold said in May. "One of the biggest expenses that you have as an esports owner is having your players travel to different cities. With there not being any travel and most things being online, it's really cut down the cost of a lot of expenses going to and from events. Expenses are going down, viewership is going up. You get more eyes on marketing, those

types of situations. You'll definitely see yourself in the green after this."

Rise recently underwent a rebranding process for the first time since it hit the scene in 2014. It redesigned its jerseys and hosted a \$50,000 charity Call of Duty: Warzone event in June, with proceeds going to the Equal Justice Initiative. They also have aspirations toward potential participation in the Call of Duty League.

Ideally, Saffold would like to merge his Rise fans and Titans fans.

"I want this to go hand in hand. I want the gamers to support the Titans and the Titans fans to support my off-the-field hobbies."

###

TITANS GUARD RODGER SAFFOLD TREASURES LESSONS, SUPPORT AND LOVE FROM HIS LATE FATHER

**BY JIM WYATT
TENNESSEE TITANS
SEPTEMBER 9, 2020**

NASHVILLE – As a youngster growing up in Ohio, Titans guard Rodger Saffold III knew from an early age he wanted to play football.

His father, Rodger Saffold II, showed him the way with love and support.

"My dad played football, so we had a football home," Saffold said of his father, who played at the University of Iowa in the mid-1970s. "I used to watch high school, college, and professional football games at a very young age. I decided I wanted to play football when I was nine, and my dad helped me figure out what I was going to do."

Rodger Saffold II helped his son pick his position, and he steered him toward his dreams.

Saffold said his father drove him to workouts, and supported him every step of the way, through his playing days at Bedford High (Ohio), and into his collegiate days at Indiana University, where he became a dominant performer, and a team captain. Saffold said his father used to send him tapes of players to watch when he was in college, and it helped him turn into an NFL-caliber talent. Saffold was drafted in the second round of the 2010 NFL Draft by the Rams.

"He was always there, very supportive," Saffold said of his father. "During games in high school he would give (me) a thumbs up and thumbs down after drives (when I came off the field) to see how well I did. Thankfully, it was always a thumbs up."

Along the way, Rodger Saffold II also learned how to be a man, thanks to his father's steady guidance.

RODGER SAFFOLD III

"He basically taught me about having the values of good character, and a leadership role and all those things and to match that with being in love with the hard work and the grind and that has carried me through this whole time," Saffold said. "I have been playing over 20 years now and he was a big part of that."

Rodger Saffold III, an 11-year NFL veteran who is set to begin his second season with the Titans, lost his father at the end of August. Funeral services for Rodger Saffold II were on Wednesday, September 2.

Saffold left the Titans briefly to support his family, but he returned to be with his teammates, who have done their best to keep his mind off the loss of his dear father. Practices, and a game plan for the opener, have allowed him the opportunity to turn his attention away from his sorrow.

When Rodger Saffold II discussed his father during a video conference call last week, he bragged about the man who was "a huge support system for me all my life." The two talked before every single game, and after every game.

On Monday, before the Titans face the Broncos in the season opener, Rodger Saffold won't be able to pick up the phone in the hours leading up to kickoff to talk to his father, something he's done since he first started playing football 20 years ago.

But he knows his father will be with him in spirit.

"I am still going to talk to him," Saffold said. "One of my rituals is going to be praying (before games), so I am still going to be talking to my father through that form. And I am just going to continue to play how I know how to play."

"This has raised a lot of motivation for me, just wanting to get out and do what I can for myself and my family. So, motivation is not going to be a problem for me this year. So

I just think taking all of (the heartbreak) and putting it in the right direction and being productive for this team is what's going to be best for me and for my family."

###

JIM SCHWARTZ

SCHWARTZ WAS WINNING NUMBERS GAME BEFORE MOST WERE PLAYING

**BY DAVID BOCLAIR
SI.COM**

APRIL 7, 2021

Jim Schwartz was crunching the numbers well before it was cool to do so.

He was the first coach I encountered to use analytics, and he did so even before they were called “analytics” or at least before the term was part of the general sports vernacular. Then it was just numbers and percentages that seemed to be more like one man’s obsession than a trend that eventually would dictate decision-making of every game.

It was early in his tenure as Tennessee Titans defensive coordinator, which ran from 2001-08. One day, Schwartz and I crossed paths in the media relations office, and we struck up a conversation in which he talked about the degree to which one forced turnover improved a team’s chances of victory and how those percentages increased with two and three takeaways. From there he moved into the likelihood that an offense would score when it started a drive inside its own 25 versus when it started at its 35 or beyond. The feeling was that he could have gone on forever such was his enthusiasm for the information.

If anyone would be quick to recognize the value of analytics, it makes sense that it was Schwartz. He was a Division III Academic All-American at Georgetown, where he earned an undergraduate degree and graduate honors in economics – and he banked on the fact that mathematics could and would make him a better coach.

Eventually, his approach and the Titans’ personnel combined to great effect. In 2007, his defense finished fifth in the NFL in yards allowed and eighth in points allowed. The next season his unit finished seventh

and second, respectively, in those areas.

It is an important bit of history now that Schwartz is back on Tennessee’s staff as a senior defensive assistant.

Typically, an old hand serves as a voice of wisdom based on all the game situations he has encountered. That was the thinking when Mike Munchak added Gregg Williams to his staff in 2013 to work with defensive coordinator Jerry Gray and when Ken Whisenhunt brought in Dick LeBeau in 2015 to work with Ray Horton. Neither of those decisions produced the desired results.

This is different. Schwartz, at 54, is not an old man, but he has as much – or more – experience with the numbers game as anyone in the NFL.

For a relatively young defensive staff – only Jim Haslett has been an NFL coach for at least a decade, and that includes head coach Mike Vrabel and defensive coordinator Shane Bowen – Schwartz can provide guidance on how to use the numbers that are so prevalent in today’s NFL.

After all, it is one thing to have the information at hand – and there is seemingly no limit to today’s analytics – it is something else to make good use of all that data. It is not difficult to believe that coaches whose careers began in the analytics age can get lost in the numbers and lose sight of the fact that they still have to be applied to players – human beings – who are far less predictable than the numbers.

Schwartz’s success in those early days of mathematical game management make him one of the gurus in this regard. His career began before the integer invasion and has thrived since (he also had top five defenses in Buffalo and Philadelphia), and he has been a part of it every step of the way.

Vrabel has not said specifically what Schwartz’s responsibilities

will be in his return to the Titans. You can bet, though, that he was not brought back just to look back on what he has done and try to keep the rest of the staff from repeating his mistakes.

He will be looking at the numbers – as he always has – and trying to help Bowen et. al. use them to get the most out of a defense that allowed yards and points to add up way too high last season.

###

JIM SCHWARTZ

TITANS HIRE JIM SCHWARTZ AS SENIOR DEFENSIVE ASSISTANT

**BY TERESA M. WALKER
ASSOCIATED PRESS
APRIL 7, 2021**

NASHVILLE, Tenn. (AP) — The Tennessee Titans have hired veteran defensive coordinator and former Lions head coach Jim Schwartz as a senior defensive assistant.

The Titans announced the move Wednesday.

“He has a deep level of football knowledge and has overseen a great deal of success on the defensive side of the ball, so it always good to add a quality coach to our staff,” coach Mike Vrabel said. “This role will provide our defensive staff with Jim’s experience and perspective in the staff meetings and on the practice field.”

Vrabel announced in late January that Shane Bowen, who ran the defense last season without the title, as the Titans' defensive coordinator. The Titans were last in the NFL allowing teams to convert 51.8% of third downs and 28th giving up 398.3 yards a game.

Schwartz has been defensive coordinator for 14 NFL seasons, the last five with Philadelphia. The Eagles ranked third in the NFL last season with 49 sacks, a category the Titans ranked ahead of only Jacksonville and Cincinnati in last season. The Eagles ranked seventh in sacks through his five seasons.

Schwartz was on the Philadelphia staff that won the 2017 NFL championship.

Buffalo led the NFL with 54 sacks in 2014 during his lone season as defensive coordinator for the Bills. He was head coach of the Detroit Lions between 2008 and 2013.

Schwartz worked 10 years for the Titans, and Tennessee ranked third in points allowed per game, second in passing yards allowed and fifth

with 44 sacks in 2008 when he was coordinator. He started in the NFL in 1996 with the Baltimore Ravens.

This is the second time a Titans coach has brought back a former Tennessee defensive coordinator as a senior defensive assistant. Then-coach Mike Munchak hired Gregg Williams in February 2013 after the NFL reinstated him from suspension for his role in the New Orleans Saints' bounty scandal.

###

JEFFERY SIMMONS

SIMMONS GOES HOME TO GIVE BACK

**BY MICHAEL HOGAN
SI.COM
MARCH 2, 2021**

Much like everybody else, a rare burst of winter weather that put a vast majority of southern states on pause two weeks ago took Jeffery Simmons by surprise.

Snowy and icy storms created much work remained for first responders, electric workers and others. In Noxubee County, Mississippi, where the Tennessee Titans defensive tackle starred in high school, those essential employees worked long days to restore services to the communities impacted.

Simmons, who has been doing offseason training in Dallas, Texas, did not hesitate to return to an area that still means so much to him. Last Friday at the Noxubee County Civic Center in Macon, Simmons provided meals and signed T-shirts to law enforcement and electric workers.

"I'm just grateful to be in a position to be able to show my appreciation to these guys," Simmons told The Dispatch, a newspaper that serves Starkville and Columbus, Mississippi, areas. "...Their job's as important as anybody else's job. I just wanted these guys to see that and feel that I really appreciate them and care about them and the job they're doing."

A first-round pick by the Titans in the 2019, Simmons said he still has two aunts who live in the Macon area. Their power, however, remained throughout the storms. Just because he has family in the area, though, is not why he returned.

Simmons wanted to show community members that no matter how much fame he achieves, he will always remember where he came from. That mission was accomplished.

Jaron Andrews, an electric worker in the Noxubee area, brought his 17-

year-old daughter, Anna Beth, to Simmons' event. The two became fans during Simmons' three-year career at Mississippi State University. His presence and generosity so clearly had a positive impact on them and many others.

"It's good to see somebody come in here and re-invest their time in the community," Jaron Andrews told the paper. "I like to see that as a parent of children who are growing up in the community."

Now a leader on the Titans' defense and in the locker room overall, Simmons has played 24 games with 22 starts over the course of his two seasons with the Titans. He has registered five sacks, 81 tackles, seven tackles for a loss of yards and three fumble recoveries in all.

Many things, though, are bigger than football.

"I take pride in doing this. I take pride in just being able to show people that I don't have a 'hot head' as people say," Simmons said. "I just want to show people that no matter how far in life I go, I'm always going to remember Noxubee County. I'm always going to give back."

###

JEFFERY SIMMONS

JEFFERY SIMMONS WIPES AWAY TEARS AFTER SUPPORTIVE WORDS FROM TITANS OWNER

**BY ERIC HE
YAHOOSPORTS.COM
APRIL 26, 2019**

The Tennessee Titans knew two things about Jeffery Simmons before they took him 19th overall in the 2019 NFL draft on Thursday: that he was coming off surgery to repair a torn ACL in February and, more importantly, an arrest in high school for simple assault — an incident in which he was caught on video hitting a woman, who Simmons claimed was fighting his sister.

Simmons pleaded no contest in 2016 to the simple assault charge and was found guilty on one count of malicious mischief.

But the Titans took a gamble on the defensive lineman, and that had a lot to do with a leap of faith by owner Amy Adams Strunk. At Simmons' introductory press conference on Friday, Strunk spoke passionately about why the Titans chose Simmons while he wiped away tears.

"We are getting a great football player, that goes without saying, but we are getting a great man," Strunk said. "We are a nation that gives second chances, and this young man, Jeffery Simmons, he deserved that second chance."

Strunk said that she and the Titans brass watched the video of the incident and discussed it. But she made the final call, and decided to draft Simmons.

"It didn't take me long to see that this young man had an incident in high school," Strunk said. "We all can look back on our lives in high school and wish we had done things differently."

Simmons, who went to Mississippi State, fell in draft boards this week

due to the injury and the past misconduct. But he was appreciative of Strunk's support, especially "coming from a woman."

Adam Schefter



@AdamSchefter

Multiple teams viewed new Titans' DT Jeffrey Simmons as a top-5 pick, even though he went at No. 19. One even called him "the best player in this draft." Of course there are well-documented disturbing issues with him.

"I made a mistake, and I regret it," Simmons said. "The key word she said was trust. And I'll tell her in front of you guys that she can trust me. I won't let her down. I won't let either one of these guys and down. I am grateful."

###

JEFFERY SIMMONS

SLIMMER, HEALTHY SIMMONS COULD ELEVATE TITANS D-LINE

SECOND-YEAR DT DROPPED 15 POUNDS DURING OFFSEASON TRAINING

**BY MICHAEL GALLAGHER
NASHVILLE POST
AUGUST 12, 2020**

The Tennessee Titans didn't have 2019 first-round pick Jeffery Simmons for seven games last year.

Now, the 23-year-old defensive tackle is one year removed from ACL surgery and finally fully healthy, which could make all the difference for the Titans defensive line heading into the new season.

"[With] an ACL injury or meniscus injury, it's a lot to get back to," Simmons said. "Some people say they're not themselves for a year or two. But when I went back and watched film, I knew that wasn't me. I know what type of guy I am...There was a lot of stuff that I didn't see on film that I know I could do, especially this upcoming year. Stuff that I've been working on.

"I had an injury for sure, but at the same time that's the whole point of this year here — to see how much I can grow from that this past year. [The coaches] are going to put me in a great position to see how much I can get better from last year."

Simmons was a solid contributor last season in the nine games he played. He finished his rookie season with 32 tackles, four tackles for loss, two sacks, two quarterback hits and a pass defended.

His stats weren't too far off from those of Pro Bowl defensive tackle Jurrell Casey, who was traded to the Denver Broncos during the offseason. Casey had 44 tackles, five tackles for loss, five sacks and 10 QB hits last year. Had the Titans been able to keep both in 2020, they would have presumably had one of

the top interior line groups in the NFL.

Now, Simmons is being relied on to replace Casey's production while allowing a younger player such as DaQuan Jones, Jack Crawford and rookie Larrell Murchison an opportunity to make an instant impact this year.

"Of course, Jurrell was a big loss for us," Simmons said. "He was a great leader on and off the field, especially in the community. When he came to the building, he was just a first-class leader. But at the same time, I don't feel like it's any pressure on me, personally. I'm a leader myself. I like to lead.

Added HC Mike Vrabel: "We're excited about the group that we have moving forward...I think they're well-coached. I think Big T (Terrell Williams) does a great job coaching them and Zak (Kuhr) has helped him out."

Simmons has been using the unconventional offseason to shed some weight with the goal to be a leaner, quicker version of himself during training camp.

The 6-foot-4 second-year lineman is currently listed at 304 pounds on the Titans official website. He played much of last year around 320 and has really emphasized easing the amount of weight his surgically repaired knee has to carry.

"My goal was to especially cut down the fat on my body," Simmons said. "I'm not sure exactly where I was at first, but I feel like I've made a big change with my body weight. My knee made a lot of progression from when I first started playing to the end of the season. But at the end, I knew that I needed to do a little more strengthening and just maintenance stuff after the end of the season. Still now, I'm trying to stay on top of it, make sure that I'm just ready to have this team win games. So my body is feeling great; my knee is feeling great."

Simmons attributed a simple diet change and a disciplined attitude

toward improving his health for helping him drop the 15 pounds he's already lost.

"When you're trying to lose fat, ... you have to be in the right mental (state) to be able to be disciplined in what you eat. At one point, I was cutting off what time I ate at night. Take a lot of responsibility of yourself in trying to maintain a routine that you have. Of course, I changed up my diet a little bit."

A slimmer, quicker Simmons may be just what the Titans need to elevate their defensive line from good to great.

###

RYAN TANNEHILL

TANNEHILL RESTRUCTURES DEAL TO MAKE ROOM FOR JONES

**BY MICHAEL GALLAGHER
NASHVILLE POST
JUNE 9, 2021**

The Tennessee Titans landed quarterback Ryan Tannehill an elite weapon in 32-year-old receiver Julio Jones. So it would make sense that Tannehill would scratch the team's back since they scratched his.

According to NFL Network's Ian Rapoport, Tannehill agreed to restructure his contract on Tuesday, converting \$23.4 million of his guaranteed base salary into a bonus that will be paid over the next two seasons and adding two voidable years onto the end of his contract.

The 32-year-old was set to be the fourth-highest paid quarterback in the NFL in 2021 behind only Aaron Rodgers (\$37.2 million), Russell Wilson (\$32 million) and Kirk Cousins (\$31 million).

The move frees up \$18.7 million for the Titans, who had about \$3.9 million in cap space at the time of the trade and added Jones' \$15.3 million salary on Sunday, which is not fully guaranteed. The seven-time Pro Bowler's salary will drop to \$11.5 million in 2022 for the final two years of his current contract.

"[I'm] excited to bring Julio on board," Tannehill said on Sunday following the trade. "To pair him across from A.J. (Brown) on the other side, it's really a dynamic duo for our wide receivers. Looking forward to what he can bring to the table."

Tannehill, who signed a four-year, \$118 million contract last offseason, will make just \$10.76 million in 2021 but will see that shoot up to \$38.6 million in 2022 and \$36.6 million in 2023 with \$9.37 million in dead cap space in 2024, according to Spotrac.

The Titans have other restructuring options available — for example, Derrick Henry, Rodger Saffold, Taylor Lewan, Kevin Byard — should they need to free up more cap space to add another free agent pass rusher such as Melvin Ingram, Justin Houston or Olivier Vernon.

###

RYAN TANNEHILL

DON'T LET THE SMILE FOOL YOU, TANNEHILL A SERIOUS COMPETITOR

THE TITANS QUARTERBACK LED THE NFL IN GAME-WINNING DRIVES AND FOURTH-QUARTER COMEBACKS DURING THE 2020 REGULAR SEASON.

**BY IAN KAYANJA
SPORTS ILLUSTRATED
JANUARY 5, 2021**

Don't be fooled by quarterback Ryan Tannehill's even-keeled demeanor.

He's one of the fiercest competitors on any football field. Or so says his position coach.

"Make no mistake, he is ultra-competitive," Tennessee Titans quarterback coach Pat O'Hara said Tuesday. "Don't ever excuse his calm demeanor on the outside from being a fierce competitor. That is something about him that is very evident to me and his teammates."

Tannehill's competitive streak was on full display Sunday against the Houston Texans. With a division title at stake, he threw for 216 yards and tallied three touchdowns, two rushing and one passing.

With the game on the line, he connected with wide receiver A.J. Brown on a 51-yard pass that set up Sam Sloman's game-winning field goal as time expired.

"(It's) his calm demeanor on the outside and being a fierce competitor," O'Hara said. "He maintains that even-keel demeanor and that helps him in pressure situations like (Sunday)."

Tannehill is no stranger to the big moment. The events of this season leading up to the matchup with the Texans prepared him for his latest fourth-quarter flurry.

In the just-completed regular season, he led the NFL with five

fourth-quarter comebacks and six game-winning drives in the fourth-quarter or overtime. In games decided by one possession, the Titans went 7-2.

The only Tennessee quarterback who has approached that level of late-game production was Vince Young. As a rookie in 2006, he led four fourth-quarter comebacks and five game-winning drives, both of which led the NFL that season.

Dating back to when Tannehill first took over as the starter, the Titans are 11-3 in games decided by one possession.

He's a closer. And much like a star relief pitcher in baseball, Tannehill looks forward to the high stakes moment where he can get his team out of a tight jam.

"I think it's fun," Tannehill said. "I get to do what I dreamed of doing as a kid. I love going out there on a Sunday and competing with guys that I love playing with. I love the competition of it

"... I love the game, all of it."

Tannehill's success can be attributed to his ability to avoid the emotional roller coaster that some ride throughout a game. He remains focused on the current task at hand, staying competitive.

And because of that, the Titans found ways to win in close games, in which the outcomes could have varied drastically.

"At the end of games, it's maintaining that calm demeanor, while also being ultra-competitive," O'Hara said.

With Tannehill under center last year, the Titans offense found a new life.

That unit went from being shut out by the Denver Broncos on Oct. 13, 2019 to scoring at least 20 points in the next 10 games and more than 30 in five of the final seven. That momentum carried over into the 2020 NFL season, which saw

Tannehill throw for 3,819 yards and a career-high 33 touchdowns.

Tannehill and the Titans finished second in the NFL in average yards per game (396.4) and fourth in points per game average (30.7).

He's found freedom within Arthur Smith's system, and he's been seen smiling more on the field because of it.

"I've loved playing the game," Tannehill said. "I think about what I went through (with) injury, and then through what I went last year, I think I've grown a bigger appreciation for enjoying the moment."

A quarterback who isn't afraid of the big moments is a tremendous advantage in the NFL playoffs. Tannehill's late-game record proves that he can rise to the occasion, courtesy of an outsized competitive streak.

###

RYAN TANNEHILL

TANNEHILL OPENS DOORS TO TEAMMATE

BY DAVID BOCLAIR

SI.COM

MAY 7, 2020

“We roughed it out for three days,” Jones said. “(Wednesday) night we got to come over here and get some hot water and a little TV actually.”

###

NASHVILLE – Ben Jones is an avid outdoorsman who can rough it with the best of them.

Even the Tennessee Titans center has his limits, though.

Jones’ home was one of more than 130,000 that lost electricity Sunday night when a rare weather event known as a derecho passed through the city. It was one of the largest power outages on record and as of Thursday morning some still had not had their service restored, including Jones.

Not all of those impacted, however, have a teammate like quarterback Ryan Tannehill, who literally opened his doors to the man who will be snapping him the ball this season.

“We’re still out of power,” Jones, Tennessee’s starting center for the past four years, said. “[But] I’ve got a great teammate who’s not staying in Nashville right now. So, we’re able to stay at his house.

“Tannehill came in clutch for us because it got a little cold (Wednesday).”

Tannehill is currently in south Florida, his home for his first seven NFL seasons. With NFL team facilities closed and offseason work happening virtually, he has remained there to prep for his first full season as the Titans’ starter.

Jones used his love of outdoor activities to create the Ben Jones Celebrity Clay Shoot four years ago, and the event has raised close to half a million dollars since its creation. He also is an avid hunter and fisherman.

Eventually, though, everyone needs their creature comforts.

RYAN TANNEHILL

TANNEHILL'S EYES OPENED TO SOCIAL INJUSTICE THROUGH FORMER TEAMMATE

**BY MICHAEL GALLAGHER
NASHVILLE POST
JUNE 11, 2020**

Tennessee Titans safety Kevin Byard said last week that one of the biggest solutions to helping fix the racial divide and social injustice in society is through education.

Byard's teammate, quarterback Ryan Tannehill, took his words to heart, using his platform to speak out against social injustice and point to the importance of education as a tool to battle racial intolerance.

"Education is a big part of it," Tannehill said. "Educating people, white people, who don't deal with it [and] to the reality of the situation. Just leveling the playing field. There's a lot of legislature that's going to have to get changed."

"I think the first step is awareness and education ... on the systematic injustices that have been going on for a long, long time. Once we can have that education, the awareness, then we can all kind of work together toward finding that equality that I'd hope we all want."

Tannehill made a post on his Twitter account on May 27 addressing the murder of George Floyd, stating everyone deserves to feel safe and protected in their communities.

Tannehill also said that he wished he would have taken the Black Lives Matter movement more seriously a lot sooner, but his eyes were opened a lot through former 49ers quarterback Colin Kaepernick taking a knee during the national anthem and several conversations with former Miami Dolphins teammate Kenny Stills.

"Do I wish I would have known more and been more supportive back in 2016? Yes, 100 percent, but we all make mistakes," Tannehill continued. "We all have to live and

learn and experience to grow, and I feel like I've done a lot of growing over the past four or five years...I hope to use what I've learned, just continue to educate myself, continue to learn and continue to try to push for change and make a difference.

"I think my conversations with Kenny (Stills) and just coming to realize what he's gone through in his life — getting ripped out of a car with his dad and everything stripped out of the car for no reason, weren't even speeding, left on the side of the road, they were traveling, all their clothes and everything, bags strung out on the side of the road. Things like that where it's like, I can't imagine being put in that situation and having to deal with that. You hear stories like that and then he gave me a bunch of resources, books that were written...Then I just started digging more and more into it as time went on. You go from kind of being naïve to the situation because of the [white] privilege, and my eyes kind of got opened to it. It was really kind of a shock for me...I think my views have definitely changed."

While the NFL and the greater society still have a long way to go in addressing racial equality, Tannehill's openness to have the difficult discussions and willingness to take the time to educate himself on such issues have earned him even more respect from his teammates.

"I respect Ryan (Tannehill) to the fullest," Byard said. "That's one thing about me, I don't look at guys as race. Ryan and his family, his wife, have treated my family with nothing but love and I respect him just for the man he is. The fact that he's speaking and using his voice to uplift others, black, white, or different ... it speaks volumes for his character. I will always treat him based upon that."

###

RYAN TANNEHILL

BENGALS COACH HELPED TANNEHILL BECOME THE PLAYER HE IS TODAY

**BY MIKE HOGAN
SPORTS ILLUSTRATED
OCTOBER 31, 2020**

Familiarity is a storyline every week in the NFL. Some, however, are bigger stories than others.

That is the case for Tennessee Titans quarterback Ryan Tannehill and Cincinnati Bengals head coach Zac Taylor this week.

The veteran quarterback and the second-year head coach have eight years of experience together, and it all started when both were just trying to find their way in 2008. Tannehill was Texas A&M's backup quarterback. Taylor, a former quarterback who had a short-lived NFL career, was just starting his coaching career as an offensive assistant of Texas A&M.

The pair spent four years together in College Station followed by four more years with the Miami Dolphins (2012-2015).

Sunday, they will square off against each other for the first time.

"I learned a ton of football from Zac [Taylor]," Tannehill said. "I have so much respect for him, the way he coaches the game, his work ethic, and just how he puts so much time and effort into preparing me each and every week. I definitely learned a lot of football from (Taylor) and am appreciative of all he did for me."

When the Dolphins drafted Tannehill with the eighth overall pick in 2012, so much was familiar for Tannehill. Taylor was his assistant quarterbacks coach, and former Texas A&M head coach Mike Sherman was then the Dolphins' offensive coordinator.

Taylor said it helped Tannehill transition smoothly to life as a starting quarterback in the NFL.

"Certainly, for a rookie to come in and already know everything about the offense from day one helped him right away," Taylor said on Thursday. "He very well may have won the job anyway had it been a new offense, but of course his familiarity with the offense from day one helped him instruct some of the veteran players on some of the nuances of the offense."

Tannehill had a mostly up-and-down stint in Miami. The Dolphins were nothing more than a mediocre football team, and the quarterback dealt with a handful of injuries that held him back.

However, he had his best statistical seasons in Miami in 2015, when Taylor was on the offensive staff as a quarterbacks coach and as the interim offensive coordinator for five games. Tannehill threw for more than 4,000 yards twice (2014, 2015) and at least 20 touchdowns while completing more than 60 percent of his passes in three of those four seasons.

The Dolphins decided to revamp their coaching staff at the conclusion of the 2015 campaign. In a way, that also marked the beginning of the end for Tannehill's time in Miami. He started the 2016 season out hot but sustained a torn ACL in Week 14 and missed the remainder of that season and the Dolphins' Wild Card playoff game. He again tore his ACL in training camp before the 2017 season and missed the entire season.

He appeared in just 11 games in 2018, and the Dolphins traded him to the Tennessee Titans in exchange for draft picks.

With the Titans, of course, Tannehill has revived his career. After taking over as starter in Week 6 of the 2019 season, Tannehill led the Titans to seven wins in 10 games en route to the postseason and the AFC Championship game against the Kansas City Chiefs.

He earned his first trip to the Pro Bowl, was named Comeback Player

of the Year honors and then in the offseason signed a four-year contract extension.

Tannehill's success story has spilled over into this season. Through the first six games, Tannehill has been one of the top quarterbacks in the league, completing 139 passes on 203 attempts for 1,590 yards and 15 touchdowns, which is tied for second among all quarterbacks.

None of what has transpired has surprised Taylor, who said Tannehill is "the perfect quarterback for the Tennessee Titans."

"Very happy for him. He's a great human being, great teammate, very coachable, very hard on himself," Taylor said. "There is not a lot of weakness to his game. He's got a lot of strength, and you can just see his confidence right now. The team really believes in him."

And on Sunday, Taylor will try to defeat the player he has built such a strong relationship with for the first time in his career.

"He poses a very difficult challenge for us," Taylor said. "Not only do they have a great running game, great receivers, but they have a quarterback who is playing at one of the highest levels in the league right now. He's really impressive."

###

MIKE VRABEL

NEED A MINUTE? MIKE VRABEL ASKS PLAYERS TO CONFIDE IN HIM, ALLOWS TIME TO DEAL WITH DISTRACTIONS

**BY PAUL KUHARSKY
PAULKUHARSKY.COM
JULY 31, 2021**

NASHVILLE, Tenn. – Not so long ago, the broad NFL mentality didn't lend itself to caring much about a player's personal issues.

In 1990 Oilers offensive lineman David Williams stayed home from a game on the road for the birth of his son and Babygate was a national scandal.

Missing a game to welcome a child might still be looked down on by some now, but the world has changed and the league has changed with it.

Pro sports have evolved to allow a broader understanding of life beyond the game, in many ways that have less visible impacts than missing kickoff.

Wives and kids, moms and dads, friends tugging at a player and anything else under the big heading of life that may once not have been allowed to be a factor in the tough-guy atmosphere of a facility or practice field are not walled off as much now -- at least not in Nashville.

With the Titans, Mike Vrabel considers it a key part of his job to know what's going on with his guys and make sure they can sort through it to best put their worries aside to most effectively do their jobs.

Sure, a player still has to manage his stuff and devote himself to work, but things can't always stay neatly compartmentalized. Stresses are bound to spill, at least at times, from home-life into the workplace.

Vrabel said he's grown in terms of investing in that part of his relationship with his players.

"I don't know if that was necessarily the case when I played, but I take that," he said. "I am very honored to be able to build that trust and know what are the good things going on in a player's life and what are some of the things that maybe aren't so good and that we have to work on because we all have it. We all have things that we have to deal with.

"And so I think I have probably put a lot more time into that than I thought I would have, and that is OK because I have enjoyed that just as much as coaching a guy on the field as I have trying to get to know him and help him through his growth as a man, as a brother, as a husband, and as a father."

Vrabel said he wants players to have someone to go to with any issue, it doesn't have to be him.

I spoke with several Titans about how things work with the team.

All indications are that if they have something that they believe will bleed into their day that has the potential to divert their focus, Vrabel is quick to give them the time to go make the call or do what is needed to get things sorted out or reset for the moment.

"He tells us he doesn't want us coming into the meetings distracted by anything," Brian Hill said. "Just communicate and he'll be able to comply with it. He doesn't want us in there worried about family or anything. He wants us in there focused on the meetings."

"I doubt in Vrabel's days playing it was like that. But he went through that, so I think that is why he is how he is. He knows that sometimes things happen in a family, you need to go take care of that. It's more complicated than just football."

Said Vrabel, who at Ohio State and for the Steelers, Patriots and Chiefs: "I didn't have... it was just different."

Kendall Lamm called it an open forum of communication.

"You can let him know something is going on with your family, with your children if you have kids, something is going on back home, or anything," Lamm said. "That's a safe space where you can be totally open and he's going to keep it to himself. Or if you need help and you ask for it, he's going to get you the help you need."

Chester Rogers was dinged up last year and spent all but two weeks on the practice squad. He's making a good showing so far in a bid for a wide receiver spot who can be the punt returner.

He played four years with the Colts and spent a little time with the Dolphins before landing in Tennessee last season.

"I think we've all got a lot of things that we deal with," he said. "And dealing with football players, there is a lot of pride. But when you're able to confide in your coaches and knowing that they've got you and will allow you to get back to yourself, I think that is very major. I appreciate it a lot. I don't have that everywhere that I've been.

"I don't think that's the case in different places. It's a big relief, a lot of comfort."

Vrabel's dad was a high school basketball coach. He grew up around the team, in the middle of pool parties, Christmas parties and Super Bowl parties. When he started as a coach working with the Buckeyes' defensive line, he realized just how much of a parental role he had to take on as part of the job, as part of building trust as asking for all he did from players.

And that's extended ever as he's come to work with older players.

I wondered if some Titans might be hesitant to approach their coach with something for fear of it seeming like excuse-making. But they do not seem to worry about that.

"Guys just feel comfortable talking to him," Nick Westbrook-Ikhine

MIKE VRABEL

said. "I definitely feel that way if something comes up, I can trust him. And he'll trust that I am shooting him straight, not giving him any excuses."

Lamm said he thinks that's a case-by-case, guy-by-guy basis but said he'd certainly never violate the trust by taking something to Vrabel that didn't deserve to be heard.

"I know I wouldn't (use it that way)," he said. "If something is seriously going on and I tell you that my grandmother needs something, my grandmother really needs it. I would never want to put that bad juju on my grandma."

###

MIKE VRABEL

THINK YOU KNOW MIKE VRABEL? THERE'S A SIDE OF TITANS COACH THAT MIGHT SURPRISE YOU

**BY DAN POMPEI
THE ATHLETIC
SEPTEMBER 2, 2021**

The Mike Vrabel you think you know said he would cut off a valued body part to win a Super Bowl.

Now, when he walks past fans, he hears, "Hey coach, now that you got Julio Jones, get ready to say goodbye to your dick!"

The Mike Vrabel you think you know said he would fight every coach in the NFL if it meant the Titans would move up in the NFL standings.

The Mike Vrabel you think you know is all pushups, planks and squat thrusts on the sideline three hours before a game.

The Mike Vrabel you think you know refuses to acknowledge his 46 years, so he grabs the pads and mixes it up with his players at practice.

The Mike Vrabel you think you know talks trash like Conor McGregor.

"Little buddy," he says to receiver A.J. Brown during a training camp practice, "just wait for that tackling drill on Monday, little buddy."

The Mike Vrabel you think you know is Bill Belichick II. How could he not be after playing eight years for him and sharing three Super Bowl victories?

So you think you know the big-jawed head coach of the Tennessee Titans.

But do you really?

With the seventh-best winning percentage among his peers, Vrabel is universally respected as one of the best young coaches in football.

Vrabel often was referred to as coaching material during his 14-year NFL playing career as an outside linebacker, as if he were a mahogany tree destined to become a bookcase. But he didn't think about doing anything after football except watching grass grow.

Then on May 30, 2011, Jim Tressell unexpectedly resigned as head coach of Ohio State, and defensive coordinator Luke Fickell became interim head coach. Vrabel had not retired from playing yet, but Fickell, who was Vrabel's host when he visited Ohio State as a high school recruit and the best man at his wedding, asked him to coach linebackers. How could Vrabel say no?

When Urban Meyer replaced Fickell the following year, he made Vrabel his defensive line coach. Vrabel relished some aspects of the job that many coaches abhor. "He loved recruiting, going to people's houses, talking to the parents and kids," his wife, Jen, says.

Once the recruits were his, he fostered the relationships, trying to understand their stories. He wanted to know what made them who they were and what was important to them. The Vrabels hosted the defensive linemen for cookouts and pool parties at their house.

It really was a return to Vrabel's roots.

Mike credits his father Chuck Vrabel with teaching him how to be a teammate. Vrabel was playing in a little league baseball game and asked two friends if they would come over afterward to swim and have a sleepover. When Mike told dad that a couple of kids were coming, Chuck said, "Either the whole team is coming, or nobody is coming."

As a sophomore at Walsh Jesuit High School in Cuyahoga Falls, Ohio, Vrabel started on the varsity football team on Friday nights. When his sophomore classmates played Saturday morning, Mike made it a point to be on the

sidelines, offering cups of water and words of encouragement.

"It didn't matter that he was the varsity guy," his father says. "It was more important to him that they were friends ... I would say he values friendships above all."

As a player in the NFL, Vrabel was known as the kind of teammate who lifted all around him. He had to sweat out making the roster as a special-teams contributor the first four years of his career in Pittsburgh. Through force of will, he became a team captain on a dynasty, an All-Pro and a two-way player. And finally, he was a not-as-good-as-he-used-to-be veteran who was valued because of his intangible influence.

On the day Belichick traded Vrabel, this is what he said: "Mike Vrabel epitomizes everything a coach could seek in a professional football player: toughness, intelligence, playmaking, leadership, versatility and consistency at the highest level."

He showed qualities, in other words, that could make an exceptional coach.

Three years into his coaching career at Ohio State, Vrabel was hired to coach linebackers with the Texans. Bill O'Brien's program was different from Meyer's or Belichick's in that O'Brien welcomed family member involvement. If Vrabel ever became a head coach, he thought, that's how he would do it.

Vrabel became a head-coaching candidate after two years as O'Brien's linebackers coach and one year as his defensive coordinator. He interviewed with the Colts, Lions and Titans. Most head-coaching candidates are sought after because of cutting-edge strategies or distinguishing runs of success. Not Vrabel.

His rapid ascension was about his presence and his human touch.

MIKE VRABEL

Titans center Ben Jones texted Vrabel one morning before a practice last spring. He was running late for work because one of his kids had been ill overnight.

“Family comes first,” came the reply.

The head coach of the Titans makes sure his players know he thinks OTAs are voluntary. Anything else would be hypocritical. Vrabel didn’t always attend OTAs when he was playing. He spent his offseasons in Columbus and prioritized coaching his sons, Tyler and Carter.

When he wasn’t coaching, Mike, like many parents in the stands, sometimes had difficulty hiding frustrations.

“I was really bad,” he says. “I’d mumble. Every at-bat, I was like, oh, get your elbow up, load your back foot. And I don’t know anything about baseball.”

Tyler had been a defensive lineman, but he was not a natural. That was unexpected because he is “the son of.” Jen says it was “a disaster” when Mike watched Tyler play football early in his high school days.

“I’d tell him you don’t always have to say everything that comes to your head,” she says. “You don’t have to say it aloud. You can think it and not say it.”

Tyler came to work with his father at the Texans’ offices and got to know Jones, who was on the Texans at the time, guard David Quessenberry and offensive line coach Mike Devlin. They brought Tyler into their offensive line world, and it felt like home to him. He sat in their position group meetings, participated in their drills and lifted weights with them.

Tyler became an offensive lineman when he began his senior year of high school. He’s now a senior starter at left tackle for Boston College and an NFL prospect.

It took time for Mike to understand Tyler’s struggles weren’t his struggles or a reflection of him. Something clicked when Vrabel heard ESPN’s Mark Schlereth say the only thing you should tell your kids about their sports is you can’t wait to see them play.

“Now I watch the game probably how my grandma used to watch me,” he says. “I just watch Tyler. I don’t even know if it’s a good play or bad play, I just watch him. Then I’ll be like, ‘What happened on the play? Was it a completed pass?’”

Tyler, offensive tackle, is his own man now. So is Carter, a third baseman at Volunteer State Community College in Gallatin, Tenn. Whereas Mike is clean-cut, both sons have long hair and full sleeve tattoos on their arms. Carter wears earrings. “We try to support them and love them, but that’s who they are,” Mike says.

Letting go can be challenging for parents whose children are coming into their own. It also can be challenging for head coaches. Vrabel has come to terms with having less direct control over games as a head coach than he did as a linebacker. Now, he thinks of himself as an “influencer” of his team rather than an authoritarian.

He tries to communicate to his players in different ways so his message is understood by everyone. Vrabel knows not every player can absorb the game plan by looking at play diagrams or sitting in a classroom. His appeal to Titans owner Amy Adams resulted in a “mobile classroom” in the Titans’ indoor facility that enables players to walk through plays while watching tape on 12-foot screens on wheels.

Vrabel is sensitive about learning issues.

In grammar school, Carter, who has a bold nature like his father, didn’t read as well as was expected. He found it difficult to sit at a desk all day. It took him hours to do 30 minutes of homework. As a

quarterback, Carter couldn’t understand the play call. He was frustrated and angry. His parents tried everything to help him and to help themselves, even family counseling. It was, in Jen’s words, a “long struggle.”

The NFL gives much to its players and takes much in return. Vrabel wonders what moving so much during his playing career took from his family. “I think,” Vrabel says and then pauses. Deep breath. “I think sometimes Carter gets the short end of the stick.”

Once Vrabel was settled in Columbus as an assistant at Ohio State, he thought he was in the best place for Carter, so the plan was to stay there. It was with trepidation that he took the job with the Texans, and initially, Carter struggled with it. But over time, Carter found teachers in Houston and then in Nashville who brought out his best.

Carter is in a good place now. So is his family.

Everybody, Vrabel knows well, is dealing with something in their life. Vrabel makes it a point to know what that something is for every player and coach on his team.

“One thing I’m proud of and grateful for is when I stand up in front of the team, there will be many players sitting very closely to one another who all have shared something with me, or I know they are dealing with something,” Vrabel says. “It’s a parent who’s sick, a child they haven’t seen. They may not know that a person sitting five feet away from them is dealing with the same thing. But I do because I’ve had conversations with them.”

Defensive tackle Jeffery Simmons couldn’t play for the first seven games of his rookie season in 2019 because he was recovering from a torn ACL. Being on the sidelines was an emotional challenge. It’s the kind of struggle most players keep to themselves. Simmons shared it with his head coach.

MIKE VRABEL

“Sometimes I went in his office and shed a couple tears because it was so stressful and I wanted to be the best,” Simmons says. “He’d listen and talk to me.”

Some coaches close their doors and want players to communicate with them through predetermined channels. There are no barriers to Vrabel, who is all over the building, touching as many people as he can.

It was difficult for him — “miserable” was the word he used — to be quarantined in his basement for 10 days after recently testing positive for COVID-19. Even though Vrabel had only mild symptoms, he was cut off from that which feeds him.

Vrabel, like O’Brien, enjoys having kids around. When Titans strength coach Frank Piraino brings his baby Milo around, Vrabel asks to hold him.

Vrabel encourages his assistants to take time off to see their kids’ games in the offseason. “If they have something to go to at 3, I want them to get out of here,” he says.

Before camp started, Vrabel had a pool party for his coaches and their families at his home. Another day, he had the team’s rookies over. He made chicken wings with a dry rub on his Green Egg.

Vrabel fancies himself a grill master and hones his craft with help from TikTok. On “TikTok Tuesdays” he prepares dinner with a TikTok recipe.

“It’s a stupid pleasure,” he says.

“He’s addicted,” Jen says.

Whereas Jen asks Mike for advice on her fantasy football team, Mike asks her advice on the Titans. They met as Ohio State freshmen in a time management class and have been together since. Mrs. Vrabel undoubtedly has an influence over the team that is favored to win the AFC South.

“She knows a lot about the game,” Vrabel says of his wife, who was a volleyball setter for the Buckeyes and still is sixth in all-time assists at the school. “She has seen me play over 200 football games. She’s seen me, coach. I think she has a good grasp on what you need, the decisions we make. We have conversations about the game, the team, what the message should be.”

Jen encourages him to focus more on the journey and less on the destination. He is good at reveling in the moment.

Laughter follows him down hallways, through the locker room, in and out of meeting rooms and onto the grass.

“He has called me ‘Fat Boy’ from day one,” Jones says. “It don’t matter if I’m walking into church or lunch. I hear it from across the room. But it goes both ways.”

On Vrabel’s birthday, Jones pranks his coach. Once, it was a cream pie in the face. Another time it was a bowl of oatmeal over his head. He got him with baby powder, too — that was a good one.

Whenever Jones is in the building, he stops by to say hello. They might grab lunch together. If it’s a slow day in the offseason, they’ll sneak out for a round of golf.

This is an unusual head coach-player dynamic, but it works because of trust and mutual respect. Jones says he wants his children to be as respectful to everyone as the head coach is.

Vrabel was working with Simmons on a pass rush drill, and Simmons didn’t get his hands up high where they should have been. Vrabel subsequently punched Simmons in his chin with a hand shield. If that wasn’t embarrassing enough, Vrabel showed the video to the whole team the next day for their amusement.

“I told him we’d get our matchup again eventually,” Simmons says.

“We talk a lot of trash to each other.”

Although Vrabel sometimes acts like he’s the same age as his players, no one dares try to take advantage of him. What he tells his players is he will treat them the way they treat the team.

“The relationships allow him to have that back and forth with the players and at the same time hold them accountable,” says Titans defensive coordinator Shane Bowen, who previously worked with Vrabel as a graduate assistant at Ohio State and as a quality control coach in Houston. “He’s demanding. He really is.”

In practice, Vrabel insists that all his players go “two stripes,” or 10 yards, once a receiver catches a ball or a ball carrier takes off. When Vrabel sees a player not finishing a play or loafing, the response is immediate and forceful. If he catches it on tape, he calls out the player in a team meeting and uses a red dot from a laser pointer as a weapon.

The Titans respect what he says, and they respect what his media guide bio says. How could they not? But Vrabel does not expect a free pass because of his yesterdays.

Vrabel is in prove-it mode when he grabs the pads and gets physical with his players in practice. And when he’s in prove-it mode, everyone else had better be as well.

There are many benefits, the way Vrabel sees it. It is impactful for players to learn technique from the head coach. There is no better way to evaluate than to line up against someone. How better to bond? It provides opportunities for him to give players a piece of his heart, and a piece of his mind.

Before Simmons was healthy enough to participate in practice, he worked with Vrabel for about 40 minutes every day.

“I did my rehab in the morning, and when the time came to do some

MIKE VRABEL

hands-on stuff, it was with no one else, it was with Vrabel,” Simmons says. “Being a young player especially, you feel like you are gaining something, especially coming from a head coach being hands-on. That’s how I gained all my respect for coach Vrabel. I feel like he might still like to be a player the way he wants to take contact on.”

At night, Vrabel’s knee aches, and his Achilles gets tight. That’s what ice is for.

“You guys always seem to try to hit that pad harder when I’m holding it or wearing it,” he yells to his players. “You should hit the guy on Sunday as hard as you hit me.”

The Mike Vrabel you think you know is sounding like Belichick. If you didn’t know better, it could be the voice of the Patriots coach, not the Titans coach.

“Say what you want,” he says. “I’m just telling ya, this is what he’s going to do. I’m just telling ya, this is what they are going to fucking do.”

This is his Belichick imitation. But sometimes, his words sound like Belichick’s without trying. “It’s only natural to hear a voice for eight years that you say some of those things,” he says.

He tries to be like Belichick in how he pays attention to detail, the way he prepares for every possibility, and how he stresses accountability.

“I try to explain to the players that I coach you how I’ve always been coached,” Vrabel says. “There are a lot of things I learned from Bill.”

Jen says her husband and Belichick are very different people, but she can see Belichick’s influence on him.

“Mike is like him with the media — doesn’t want to say anything to anybody, and he thinks it’s kind of funny,” she says.

The point that has been missed with Vrabel is his image has been shaped — and misshaped — by his sense of humor. When Vrabel said he would cut off that valued body part, he was joking around on a podcast hosted by two of his players, Taylor Lewan and Will Compton.

The fight talk began because John Harbaugh and Vrabel exchanged words during a pregame skirmish last year between the Ravens and Titans. Then before a playoff rematch between the teams, ESPN’s Dianna Russini light-heartedly asked Vrabel who would win a fight between him and Harbaugh, drawing a laugh from Vrabel and his comment about being willing to fight every coach if it made a difference in winning.

“John Harbaugh and I were laughing about this in the offseason,” Vrabel says now. “The one thing he and I wanted to make a point of emphasis about this year was taunting. And here our teams are like nose to nose with each other, and the two of us are pushing for taunting rules. I have nothing but respect for the coaches in this league and especially John Harbaugh.”

The ultimate team player isn’t doing pushups on the 10-yard line before games anymore because he doesn’t want the cameras on him. “Sundays are not about the coach,” he says. “So I’ll figure out something else to do.”

Vrabel has coached the Titans to three straight winning seasons. He might not have to cut off a valued body part to get to where he wants to be. The real way to get there, he knows, is less startling.

“This will only be my fourth year, so we’re trying to build something here, build some consistency, have an identity, understand what our culture should look like, and continue to host playoff games and make playoff runs,” he says.

His wife says Vrabel is learning it’s about more than winning or losing.

“Sometimes, I am like, ‘Can we just play a game with the family, and if you don’t win, you’re not mad?’” she says. “That’s a part of him, but it’s a part we’re working on.”

While he works on it, Vrabel knows grilling chicken wings for rookies and holding babies will only get him so far.

“You are never going to get the ‘Attaboy, what a great guy,’ unless you win,” he says. “You can impact lives and I think you can be real and honest and empathetic and try to help guys, but you also have to win.”

After Vrabel said he would cut off a valued body part, he added that Jen gladly would do it for him.

A priest friend texted Jen shortly after.

“Is everything OK?” the priest asked, prompting chuckles.

Yes, everything is OK. Better than OK.

People just don’t know Mike Vrabel.

###

MIKE VRABEL

VRABEL CALLS FOR INCLUSION, DIVERSITY, EQUALITY, OPPORTUNITY'

BY DAVID BOCLAIR

SI.COM

JUNE 2, 2020

NASHVILLE – Mike Vrabel admits that he did not see the issue clearly.

For the last two days, though, the Tennessee Titans coach decided to listen. In an unscheduled address to the local media, he indicated that team meetings this week have included a great deal of discussion about current events, particularly the death of George Floyd while in custody of Minneapolis police officers and the public protests that have followed.

“I’d like to acknowledge a social blind-spot that either I was unaware of or chose not to see,” Vrabel said. “I’ve had the unbelievable opportunity to listen to our players the last two days in our team meetings. Listen to them with an open mind and hear and learn what they believe in and how they feel.

“... And by listening and understanding those thoughts and feelings and how they feel has helped me recognize – I think – what’s important. And what’s important is that we find ways to respect each others’ feelings, that we respect each others’ beliefs, that we respect each others’ efforts to make positive change in our community where we work, the communities where we live and the communities where we grew up.”

Three assistant coaches – all of defense – were scheduled to meet with the media Tuesday afternoon, and they did so. They discussed a variety of issues related to the team, the coaching staff and individual players.

At the start, however, Vrabel joined the video conference and delivered an address that lasted just shy of four minutes and departed without taking questions. In his remarks, he

talked about the definition of leadership, the role race relations play in a sports locker room and his vision for how the social issues that currently dominate the conversation and can be resolved.

Roughly two hours earlier the team's official Twitter account posted an item that showed players gathered in an on-field huddle and included a caption that denounced racism.

“Being an only child of a basketball coach, playing for the Ohio State Buckeyes, Pittsburgh Steelers, New England Patriots and Kansas City Chiefs afforded me a great luxury of seeing how successful locker rooms are built and managed,” he said. “They’re built and managed on fair competition, love, loyalty, accountability, teamwork. What they’re not built on is race, creed, color or money.

“... After the past couple days of personal reflection and some really great conversations with our owner, Miss Amy [Adams Strunk], and our general manager, Jon Robinson, and most especially our football team, ... I’d like to acknowledge my own personal privilege, one that’s real. ... Amy, Jon and myself have tried to put great people and great fathers and great husbands and great student-athletes on to our football team. And the majority of those men are African American, with a much different experience and background than I’ll ever know.”

He finished with a not-so-subtle challenge to government officials at all levels.

“I would say that – in closing – leaders are prepared, leaders take decisive action and inspire a group of people towards a common goal,” Vrabel said. “That common goal is inclusion, diversity, equality, opportunity. So, on behalf of the Tennessee Titans – our owner, our general manager, the head football coach, our staff – we want to support and will continue to help lead our players as we work towards that common goal.”

MIKE VRABEL

TITANS' VRABEL DETERMINED TO KEEP SUICIDE-PREVENTION MESSAGE GOING: 'PEOPLE ARE THERE FOR YOU'

**BY MIKE JONES
USA TODAY
SEPTEMBER 30, 2020**

If you or someone you know may be struggling with suicidal thoughts, you can call the U.S. National Suicide Prevention Lifeline at 800-273-TALK (8255) any time day or night, or chat online.

Mike Vrabel couldn't let the call for help go unanswered. Not this one.

Like countless others, the request for assistance reached the inbox of the Tennessee Titans head coach. But this message from the Jason Foundation -- a Tennessee-based mission dedicated to preventing youth suicide -- grabbed Vrabel, and the coach concluded that he had to act.

Since 2000, the Titans had donated proceeds from their specialized license plate program to the Jason Foundation and nine other Nashville-area charities. But when broached about lending his voice to the cause, Vrabel eagerly obliged, determined to help fight the "Silent Epidemic."

Throughout September (which is Suicide Prevention and Awareness Month), he lent time and resources to the Jason Foundation. He also has done a series of public service announcements as part of the organization's educational programs geared toward equipping young people, educators and parents with tools and resources to help identify and assist at-risk youth.

Tennessee Titans head coach Mike Vrabel wants to keep the message of suicide prevention going all year round.

But as September draws to a close, Vrabel doesn't want the message to fade into obscurity. Although the

Suicide Prevention and Awareness Month campaigns may end, the coach intends to remain vocal about preventing suicide.

"It's something that's critically important, not only to the suicide prevention, but the mental health and well-being of our adolescents," Vrabel told USA TODAY Sports in an interview last Friday. "I've got a 20-year-old son and an 18-year-old son, and obviously, the environment they are growing up in is different than the environment that I grew up in with the social media and the make-believe that's portrayed on those avenues.

"So, I really want to spread awareness and try to help prevent what is the second-leading cause of death in people 10 to 24 years old."

The mission is important to Vrabel, not only because he's the father to young men but also because of two painful experiences within his football family.

In 2012, Hall of Fame linebacker and New England Patriots teammate Junior Seau took his own life.

Vrabel still remembers the day he learned of Seau's death. Then an assistant coach at Ohio State, Vrabel was on a recruiting trip in Indianapolis.

Vrabel recalled, "It was a pretty traumatic experience for all of us. ... He was a great teammate and I was lucky to have spent time with him."

Then, in the June 2019, one of the Titans' equipment assistants, George Cheng, died by suicide, shaking members of the organization.

When the Titans players returned to the area for training camp roughly a month later, Vrabel, who attended the 28-year-old Cheng's funeral, began talking with his players about the importance of communication and accountability as tools to help prevent suicide. A year later, the partnership with the Jason Foundation has strengthened Vrabel's resolve and message to his

players, the team's fans and his sons.

"The one thing that the Jason Foundation has tried to educate parents and teachers about: what the warning signs could be. If you're not sure, you have to make sure. Or, you're telling someone else, 'I'm not sure about so-and-so.' It's not unlike a player that may have had on the field with a head injury. You tell someone, 'Hey, I'm not sure, but he's not seeming like himself.'"

As Vrabel points out, simple check-ins with loved ones can wind up making a difference. So, whether with his children, former teammates or Titans players, he makes a point of keeping those lines of communication open, while also maintaining transparency.

"It's about providing a safe space for them to talk," Vrabel said, discussing talks with his sons. "I think it's important to share my own personal feelings and fears. Again, I've learned through my own communication and therapy that when you're in the river, one side is anxiety and one side is depression and you're trying to steer clear of those. You're trying to steer clear of worrying about the past and trying not to worry about what could happen wrong in the future. You're trying to focus on the present."

The coach understands the mental anguish that isolation and loneliness can create. And that's part of the reason why immediately after his playing days, he got into coaching, believing that maintaining an active life would help guard against depression. He encourages healthy habits, but more than anything, he hopes to convey the message that it's always okay and important to reach out to others for help.

"Suicide is not the answer to a bad day or a bad week, and if you feel hopeless or sad, there's someone willing to help you, to listen, to talk to you," Vrabel urges. "Whether it's a coach, a teacher, your parents or an aunt, uncle or a friend, you have to understand that there are always

MIKE VRABEL

people that will be there for you no
matter how bad you feel.”

###

RASHAD WEAVER

TITANS' RASHAD WEAVER SAYS HIS MOM WON'T PAY HIS PHONE BILL ANYMORE: 'I FEEL BETRAYED'

DANIELLA MEDINA
THE TENNESSEAN
JULY 2, 2021

Are you still on your family's cell phone plan?

Tennessee Titans' defensive end Rashad Weaver was. Up until Wednesday.

Weaver's mother, Autumn DeLaPorte, told him he would need to pay for his phone bill since he's in the NFL now, Weaver tweeted.

"My mom decided today, on her birthday she wanted to break 23 years of trust and bond we had built...." Weaver tweeted. "By telling me I'm in the NFL and I need to pay for my own phone bill.

"I feel betrayed," he said.

Weaver, 23, was drafted by the Titans in the fourth round with the No. 135 overall pick in the 2021 NFL Draft. The former Pitt standout missed the entire 2019 season with a knee injury, but bounced back in 2020 and earned honors including All-America and first-team ACC.

According to Spotrac, an online sports team and player contract resource, Weaver signed a four-year \$4,139,664 contract with the Titans. His average salary is \$1,034,916.

One day before the NFL Draft, the Fort Lauderdale native was charged with misdemeanor assault in Allegheny County, Pennsylvania, court records show.

Weaver was among the draft picks to participate at rookie minicamp, Titans coach Mike Vrabel said in May.

"Everything I've seen from Rashad here in person, he's been one who's been attentive and wants to try to be a good teammate and is taking

coaching," Vrabel told reporters when asked if he feels Weaver fits the team's culture. "We understand the severity of the accusations. We take them very seriously, but we're also going to allow the legal process to play its part and run its course."

Weaver is due in court for a preliminary hearing on the charge in October.

###

RASHAD WEAVER

TITANS ROOKIE OLB RASHAD WEAVER FOCUSED ON IMPROVING, WHILE HIS TEAMMATES HYPE HIM UP

**BY JIM WYATT
TENNESSEE TITANS
AUGUST 16, 2021**

NASHVILLE – Just minutes after the Titans selected Rashad Weaver in the fourth round of the NFL Draft, the outside linebacker gave his own draft day critique.

Weaver, a semifinalist for the Bednarik Award (presented to the national defensive player of the year) during his final season at Pittsburgh, said he felt like the Titans got the biggest steal of the draft.

In his preseason debut against the Falcons, Weaver made quite a first impression as he began to make his case.

"Honestly, after the game I was pretty confused," Weaver said with a smile on Sunday. "In college, I was nervous before games, but I was super-relaxed out there (in Atlanta). I was just like, 'There's nothing to lose, just go out there and have fun, play, and show what you've got.'"

While playing 39 snaps, Weaver showed he's pretty talented.

In Tennessee's 23-3 win over the Falcons, Weaver was credited with 1.5 sacks, two quarterback hits, three tackles, and one tackle for a loss in the contest, and he also batted down a pass

Weaver said the coaching staff told him to let go of the stress, and play.

"Just getting the green light from Coach Vrabel and the coaches, to just go hard, go play, and we'll fix the stuff on film," Weaver said. "When someone tells you that, they just want to see you play hard with effort, you can just go out there and run around full speed and make good things happen."

Weaver, selected with the 135th overall pick of the 2021 NFL Draft, missed the entire 2019 season due to a torn ACL injury. The injury followed a 2018 season when Weaver started all 14 games and compiled 47 tackles, 14 TFLs, 6.5 sacks, four pass breakups, three fumble recoveries and two forced fumbles.

Weaver said he learned a lot of patience, and a lot about himself, while recovering from the injury, and in 2020 he exploded back on the scene while earning consensus All-America status last season with the Panthers from four of the NCAA's recognized selectors: Associated Press, American Football Coaches Association (AFCA), Football Writers Association of America (FWAA) and Walter Camp Football Foundation.

In nine games in 2020, Weaver (6-4, 259) totaled 35 tackles, 14.5 tackles for loss, 7.5 sacks, three forced fumbles and a fumble recovery. He led the ACC in sacks per game (0.83 avg.) and tackles for loss per game (1.61 avg.).

His new teammates with the Titans were impressed with his NFL debut.

"Those guys are always messing with me, so they're hyping me up and stuff," Weaver said with a smile. "And I am just like, 'Chill, I've got to stay level-headed.' And they are like, 'It's OK to be happy and smile.' I am walking around here just trying to stay focused and keep (working) each day."

Weaver, of course, knows he still has a lot of work to do.

He's still learning, and he's trying to improve so he'll be ready to make an impact during the regular season.

When Weaver watches himself on film, he sees plenty of room for improvement.

He knows he's just getting started.

"That goes back to college, the way we ran our d-line room," Weaver said. "I constantly look at what I

need to work on. Even plays that I made, (I look) at what I did wrong and could have done better, because there's always going to be better competition, or someone that is going to be prepared for the next play.

"So you have to prepare yourself for those plays when it is not that easy. I always look at what I can do better."

###

LOGAN WOODSIDE

TITANS OFFSEASON AWARD WINNERS LOGAN WOODSIDE, RASHAAN EVANS, RASHARD DAVIS POISED FOR BIGGER ROLES

*BY ERIK BACHARACH
THE TENNESSEAN
AUGUST 5, 2020*

Quarterback Logan Woodside, wide receiver Rashard Davis and inside linebacker Rashaan Evans were named the Titans' offseason performers of the year, coach Mike Vrabel said on a Zoom conference call Wednesday.

In trying to determine the significance of the offseason awards, it's worth taking a quick glance back at the 2019 winners and observing what it meant for each of them.

In 2019, during a much more traditional offseason, Vrabel and his staff named four winners: quarterback Marcus Mariota, running back David Fluellen, wide receiver Cameron Batson and defensive lineman Matt Dickerson.

Mariota: This was another endorsement of Mariota in the lead-up to a make-or-break season for him in Nashville. We know how it panned out – Mariota is now playing for the Raiders – but with rumors swirling about a quarterback competition between Mariota and Ryan Tannehill in the 2019 offseason (spoiler: there actually was none), this was yet another nod in favor of Mariota.

Fluellen: Vrabel handpicked Fluellen for an offseason award in 2019. If there was any doubt about the running back's chances of making the roster (and what the coaching staff thought of him), this helped to dispel that notion.

Batson: Batson entered training camp competing with Darius Jennings for the No. 6 wide receiver spot. An offseason award seemed to point to Batson having a real shot at upstaging Jennings, who in 2018 led

the league in kickoff returns. But an injury suffered in training camp prevented Batson from making such a push.

Dickerson: Dickerson played in three games as a rookie in 2018 after signing with the Titans as an undrafted free agent, but he was by no means a lock to make the 53-man roster out of training camp in 2019. His offseason award was the first indication that he was well on his way to doing so.

As for the 2020 offseason, things were different. There were no organized team activities, no minicamp. Instead, a lot of virtual meetings. Still, Vrabel and his staff were able to determine three winners.

"We couldn't evaluate many guys and the efforts that they put in outside of Zoom," Vrabel said. "So we just kind of had to give it some thought and (our) observations throughout those meetings, guys that showed leadership and improvement through the course of our installation."

Logan Woodside

This one shouldn't come as a surprise. Titans coaches and even players have been singing Woodside's praises all offseason in the lead-up to what will be an important training camp for the 25-year-old. Woodside, who has yet to be on an active NFL roster, has a chance to cement his role as the team's backup to Tannehill.

Titans general manager Jon Robinson could look to bring in a veteran quarterback through free agency as more of a reliable safety net for Tannehill, but all indications so far point to the QB2 job being Woodside's to win.

Rashard Davis

Another one that shouldn't come as a surprise, at least not after Vrabel's Zoom conference call with reporters in June, when he gave Davis an unsolicited shoutout. "A young receiver that we had last year that

played some for us, made a couple big catches down the stretch. I think he's really put a lot into it," Vrabel said at the time.

Titans wide receiver Rashard Davis (12) warms up before a game against the Texans at NRG Stadium last season.

The Titans have their top three receivers locked in with A.J. Brown, Corey Davis and Adam Humphries, and Kalif Raymond looks like the No. 4 for now. But beyond that, it's wide open. Rashard Davis should be considered very much in the mix for the last two spots on the wide receiver depth chart as he clashes with Batson, Cody Hollister and a handful of undrafted free agents.

Rashaan Evans

The Titans aren't bring back Wesley Woodyard, Jurrell Casey or Logan Ryan to their defense in 2020. In terms of leadership, that's three big blows.

But Evans, the team's first-round pick in 2018 and top returning tackler from a year ago, appears well equipped to take up a part of the leadership mantle. The offseason award is an endorsement of that.

###



ABRIDGED HISTORY

UPDATED THROUGH OCT. 25, 2021
THE NON-ABRIDGED HISTORY IS AVAILABLE
IN THE 2021 TITANS MEDIA GUIDE

2020 SEASON (II-S REGULAR SEASON, O-I PLAYOFFS) • 1ST PLACE AFC SOUTH

DATE	OPPONENT	SCORE	W/L	ATT
Sept. 14	at Denver	16-14	W	
Sept. 20	Jacksonville	33-30	W	
Sept. 27	at Minnesota	31-30	W	
Oct. 13	Buffalo	42-16	W	8,403
Oct. 18	Houston	42-36	W (OT)	10,166
Oct. 25	Pittsburgh	24-27	L	10,355
Nov. 1	at Cincinnati	20-31	L	9,712
Nov. 8	Chicago	24-17	W	13,871
Nov. 12	Indianapolis	17-34	L	13,949
Nov. 22	at Baltimore	30-24	W (OT)	
Nov. 29	at Indianapolis	45-26	W	12,464
Dec. 6	Cleveland	35-41	L	13,986
Dec. 13	at Jacksonville	31-10	W	15,896
Dec. 20	Detroit	46-25	W	13,797
Dec. 27	at Green Bay	14-40	L	
Jan. 3	at Houston	41-38	W	12,504
Jan. 10	Baltimore	13-20	L	14,029

	TITANS	OPP
Total First Downs	381	391
Rushing	142	113
Passing	203	247
Penalty	36	31
3rd Down: Made/Att	84/182	111/214
3rd Down Pct.	46.2	51.9
4th Down: Made/Att	10/16	15/26
4th Down Pct.	62.5	57.7
Possession Avg.	28:28	31:32
Total Net Yards	6343	6372
Avg. Per Game	396.4	398.3
Total Plays	1031	1076
Avg. Per Play	6.2	5.9
Net Yards Rushing	2690	1933
Avg. Per Game	168.1	120.8
Total Rushes	521	427
Net Yards Passing	3653	4439
Avg. Per Game	228.3	277.4
Sacked/Yards Lost	25/173	19/154
Gross Yards	3826	4593
Att./Completions	485/316	630/423
Completion Pct.	65.2	67.1
Had Intercepted	7	15
Punts/Average	50/45.1	45/47.7
Net Punting Avg.	50/40.1	45/41.8
Penalties/Yards	86/783	103/840
Fumbles/Ball Lost	15/5	21/8
Touchdowns	62	55
Rushing	26	18
Passing	33	36
Returns	3	1

BY PERIODS	1	2	3	4	OT	PTS
Team	96	144	101	138	12	491
Opponents	77	143	97	122	0	439

SCORING	TD	RU	PA	RT	PAT	FG	S	TP
Henry	17	17	0	0			0	104
Gostkowski	0	0	0	0	46/48	18/26	0	100
A. Brown	12	0	11	1			0	72
J. Smith	9	1	8	0			0	54
Sloman	0	0	0	0	5/5	2/2	0	11
Tannehill	7	7	0	0			0	46
C. Davis	5	0	5	0			0	30
Pruitt	3	0	2	1			0	18
Humphries	2	0	2	0			0	12
Batson	1	0	1	0			0	6
D. Evans	1	0	1	0			0	6
Firker	1	0	1	0			0	6
Foreman	1	0	1	0			0	6
King	1	0	0	1			0	6
McNichols	1	1	0	0			0	6
Swaim	1	0	1	0			0	6
Westbrook-Ikhine	0	0	0	0			0	2
Team	62	26	33	3	51/53	20/28	0	491
Opponents	55	18	36	1	42/47	21/23	1	439

2-Pt Conversions: Tannehill 2, Henry, Westbrook-Ikhine, **TM 4-7**, **OPP 1-8**

FUM/Lost: Tannehill 6/11, Henry 3/2, A. Brown 2/1, Batson 1/0, Brinkley 1/0, C. Davis 1/1, Douglas 1/0

RUSHING	No	Yds	Avg	Lg	TD
Henry	378	2027	5.4	94t	17
Tannehill	43	266	6.2	45t	7
McNichols	47	204	4.3	20	1
Foreman	22	95	4.3	15	0
D. Evans	14	54	3.9	9	0
Batson	4	20	5.0	11	0
Woodside	7	10	1.4	18	0
Perry	2	9	4.5	6	0
Hooker	1	4	4.0	4	0
J. Smith	2	4	2.0	3	1
Humphries	0	0	---	---	0

PASSING	Att	Cmp	Pct	Yards	Yds/Att	TD	Int	Lg	Sk/Yds	Rating
Tannehill	481	315	65.5	3,819	7.94	33	7	75t	24/173	106.5
Woodside	3	1	33.3	7	2.33	0	0	7	0/0	42.4
Kern	1	0	0.0	0	0.0	0	0	0	0/0	39.6
Humphries	0	0	---	0	---	0	0	---	1/0	---
Team	485	316	65.2	3,826	7.89	33	7	75t	25/173	105.9
Opponents	630	423	67.1	4,593	7.29	36	15	75t	19/154	97.5

Raymond	1	-3	-3.0	-3	0
Team	521	2690	5.2	94t	26
Opponents	427	1933	4.5	59	18

RECEIVING	No	Yds	Avg	Lg	TD
A. Brown	70	1075	15.4	73t	11
C. Davis	65	984	15.1	75t	5
J. Smith	41	448	10.9	63	8
Firker	39	387	9.9	45	1
Humphries	23	228	9.9	23	2
Henry	19	114	6.0	53	0
Batson	12	100	8.3	18	1
McNichols	12	55	4.6	9	0
Raymond	9	187	20.8	61	0
Swaim	9	83	9.2	16	1
Pruitt	5	49	9.8	22t	2
Blasingame	4	39	9.8	16	0
Westbrook-Ikhine	3	33	11.0	19	0
D. Evans	2	27	13.5	24	1
Hollister	1	12	12.0	12	0
Foreman	1	5	5.0	5t	1
Tannehill	1	0	0.0	0	0
Team	316	3826	12.1	75t	33
Opponents	423	4593	10.9	75t	36

INTERCEPTIONS	No	Yds	Avg	Lg	TD
Butler	4	111	27.8	68	0
Hooker	4	11	2.8	6	0
Fulton	1	44	44.0	44	0
Cruikshank	1	13	13.0	13	0
Joseph	1	5	5.0	5	0
Borders	1	0	0.0	0	0
J. Brown	1	0	0.0	0	0
Byard	1	0	0.0	0	0
Landry	1	0	0.0	0	0
T. Smith	0	5	---	5	0
Team	15	189	12.6	68	0
Opponents	7	81	11.6	25	0

PUNTING	No	Yds	Avg	Net	TB	In	Lg	B
Kern	37	1695	45.8	41.5	3	22	66	0
Allen	8	404	50.5	40.0	1	0	65	0
Daniel	4	157	39.3	30.0	0	0	52	1
Team	50	2256	45.1	40.1	4	22	66	1
Opponents	45	2147	47.7	41.8	3	19	71	0

PUNT RETURNS	No	FC	Yds	Avg	Lg	TD
Raymond	23	11	208	9.0	40	0
Batson	0	1	0	---	---	0
Team	23	12	208	9.0	40	0
Opponents	20	13	171	8.6	57	0

KICKOFF RETURNS	No	Yds	Avg	Lg	TD
Raymond	15	275	18.3	30	0
Batson	11	231	21.0	35	0
D. Evans	9	206	22.9	31	0
Blasingame	1	11	11.0	11	0
A. Brown	1	42	42.0	42t	1
Kalu	1	2	2.0	2	0
Team	38	767	20.2	42t	1
Opponents	37	823	22.2	49	0

FIELD GOALS	1-19	20-29	30-39	40-49	50+
Gostkowski	0/0	2/3	4/5	5/10	7/8
Sloman	0/0	0/0	1/1	1/1	0/0
Team	0/0	2/3	5/6	6/11	7/8
Opponents	0/0	7/7	6/6	5/6	3/4

Gostkowski: (47N,44B,42N,25G)(51G,49G)(39G,31G,30G,51G,54G,55G)(27B,37N)(51G,45N)(53N)(40G)(50G,44N)(40G,40G,22G)(49G)(53G)(38G)(0)

Sloman, Ten.: (0)(0)(0)(0)(0)(0)(0)(0)(0)(0)(47G,37G)

TM: (47N,44B,42N,25G)(51G,49G)(39G,31G,30G,51G,54G,55G)(27B,37N)(51G,45N)(53N)(40G)(50G,44N)(40G,40G,22G)(49G)(53G)(38G)(47G,37G)

OPP: ((35G)(41G,49N)(43G)(38G)(38G,30G)(33G)(22G)(24G,43G)(30G,27G,29G)(27G,43G)(53B,53G)(53G)(24G,43G,28G,51G)

SACKS
Landry 5.5, Simmons 3, Crawford 2, D. Jones 2, King 1, J. Brown 1, Fulton 1, Ray 1, Reed 1, Vaccaro 1, R. Evans 0.5
TM 19, OPP 25

TACKLES (Solo-Assists-Total)
Byard (111-79-32), Butler (100-86-14), R. Evans (96-59-37), Vaccaro (83-62-21), Brown (76-45-31), Landry III (69-46-23), Long Jr. (50-28-22), Jones (49-29-20), Simmons (49-24-25), Hooker (44-30-14), King II (31-21-10), Joseph (29-25-4), Crawford (28-20-8), Borders (27-22-5), C. Jackson (21-12-9), Clowney (19-14-5), Fulton (16-14-2), T. Smith (14-10-4), Compton (14-8-6), A. Jackson (12-9-3), Dickerson (10-4-6), Kalu (8-7-1), Roberson (6-4-2), Orr (5-5-0), Skipper (5-4-1), Tart (5-2-3), Murchison (5-1-4), Beasley Jr. (3-2-1), Reed (3-2-1), Correa (2-1-1), Mack (2-1-1), Dzubnar (1-1-0), Ray (1-1-0), Raymond (1-1-0)

USUAL STARTING LINEUP

OFFENSE
WR Corey Davis (84)
TE Jonnu Smith (81)
LT Taylor Lewan (77)/Ty Sambrailo (70)/David Quessenberry (72)
LG Rodger Saffold III (76)
C Ben Jones (60)
RG Nate Davis (64)
RT Dennis Kelly (70)
TE Geoff Swaim (87)
WR A.J. Brown (11)
QB Ryan Tannehill (17)
RB Derrick Henry (22)

DEFENSE
DE Jack Crawford (94)
NT DaQuan Jones (90)
DT Jeffery Simmons (98)
OLB Jadeveon Clowney (99)
ILB Rashaan Evans (54)
ILB Jayon Brown (55)
OLB Harold Landry III (58)
CB Malcolm Butler (21)
SS Kenny Vaccaro (24)
FS Kevin Byard (31)
CB Desmond King II (33)/Adoree' Jackson (25)

SPECIALISTS
K Stephen Gostkowski (3)
P Brett Kern (6)
PR Kalif Raymond (14)
KR Kalif Raymond (14)

Pro Bowl [All-Pro](#)

GM: Jon Robinson; **Head Coach:** Mike Vrabel
Asst. Coaches: Arthur Smith (off. coordinator), Craig Aukerman (ST), Brian Bell (strength and conditioning assist.), Scott Booker (safeties), Shane Bowen (OLB), Keith Carter (OL), Ryan Crow (assist. ST), Tony Dews (RB), Todd Downing (TE), Matt Edwards (def. assist.), Monday Gee (strength and conditioning assist.), Jim Haslett (ILB), Chandler Henley (quality control), Zak Kuhr (def. quality control), Anthony Midget (secondary), Rob Moore (WR), Pat O'Hara (QB), Frank Piraino (strength and conditioning), Luke Steckel (off. assist.), John Streicher (coordinator of football development), Mike Sullivan (assist. OL), Terrell Williams (DL)

AMERICAN FOOTBALL CONFERENCE STANDINGS

AFC EAST	W	L	T	Pct
Buffalo	13	3	0	.813
Miami	10	6	0	.625
New England	7	9	0	.438
New York Jets	2	14	0	.125
AFC NORTH	W	L	T	Pct
Pittsburgh	12	4	0	.750
* Baltimore	11	5	0	.688
* Cleveland	11	5	0	.688
Cincinnati	4	11	1	.281
AFC SOUTH	W	L	T	Pct
Tennessee	11	5	0	.688
* Indianapolis	11	5	0	.688
Houston	4	12	0	.250
Jacksonville	1	15	0	.063
AFC WEST	W	L	T	Pct
Kansas City	14	2	0	.875
Las Vegas	8	8	0	.500
Los Angeles Chargers	7	9	0	.438
Denver	5	11	0	.313

NATIONAL FOOTBALL CONFERENCE STANDINGS

NFC EAST	W	L	T	Pct
Washington	7	9	0	.438
New York Giants	6	10	0	.375
Dallas	6	10	0	.375
Philadelphia	4	11	1	.281
NFC NORTH	W	L	T	Pct
Green Bay	13	3	0	.813
* Chicago	8	8	0	.500
Minnesota	7	9	0	.438
Detroit	5	11	0	.313
NFC SOUTH	W	L	T	Pct

2019 SEASON (9-7 REGULAR SEASON, 2-1 PLAYOFFS) • 2ND PLACE AFC SOUTH

DATE	OPPONENT	SCORE	W/L	ATT
Sep. 8	at Cleveland	43-13	W	67,431
Sep. 15	INDIANAPOLIS	17-19	L	62,849
Sep. 19	at Jacksonville	7-20	L	58,613
Sep. 29	at Atlanta	24-10	W	72,108
Oct. 6	BUFFALO	7-14	L	66,910
Oct. 13	at Denver	0-16	L	75,815
Oct. 20	L.A. CHARGERS	23-20	W	62,431
Oct. 27	TAMPA BAY	27-23	W	62,073
Nov. 3	at Carolina	20-30	L	72,540
Nov. 10	KANSAS CITY	35-32	W	68,864
Nov. 24	JACKSONVILLE	42-20	W	60,926
Dec. 1	at Indianapolis	31-17	W	60,361
Dec. 8	at Oakland	42-21	W	52,760
Dec. 15	HOUSTON	21-24	L	65,265
Dec. 22	NEW ORLEANS	28-38	L	66,756
Dec. 29	at Houston	35-14	W	71,794
Jan. 4	at New England	20-13	W	65,878
Jan. 11	at Baltimore	28-12	W	71,254
Jan. 19	at Kansas City	24-35	L	73,656

	TITANS	OPP
Total First Downs	317	335
Rushing	104	95
Passing	177	213
Penalty	36	27
3rd Down: Made/Att	70/185	74/204
3rd Down Pct.	37.8	36.3
4th Down: Made/Att	4/14	10/25
4th Down Pct.	28.6	40.0
Possession Avg.	28:31	31:29
Total Net Yards	5,805	5,752
Avg. Per Game	362.8	359.5
Total Plays	949	1056
Avg. Per Play	6.1	5.4
Net Yards Rushing	2,223	1,672
Avg. Per Game	138.9	104.5
Total Rushes	445	415
Net Yards Passing	3,582	4,080
Avg. Per Game	223.9	255.0
Sacked/Yards Lost	56/374	43/276
Gross Yards	3956	4356
Att./Completions	448/297	598/386
Completion Pct.	66.3	64.5
Had Intercepted	8	14
Punts/Average	78/47.1	71/46.5
Net Punting Avg.	78/43.1	71/42.7
Penalties/Yards	99/932	125/1025
Fumbles/Ball Lost	21/9	16/9
Touchdowns	54	39
Rushing	21	14
Passing	29	25
Returns	4	0

BY PERIODS	1	2	3	4	OT	PTS
Team	69	77	110	146	0	402
Opponents	74	99	87	71	0	331

SCORING	TD	RU	PA	RT	PAT	FG	S	TP
Henry	18	16	2	0			0	108
A. Brown	9	1	8	0			0	54
Succop	0	0	0	0	24/25	1/6	0	27
Tannehill	4	4	0	0			0	26
Santos	0	0	0	0	12/12	4/9	0	24
Sharpe	4	0	4	0			0	24
Jon. Smith	3	0	3	0			0	18
Parkey	0	0	0	0	5/6	3/3	0	14
C. Davis	2	0	2	0			0	12
Humphries	2	0	2	0			0	12
De. Walker	2	0	2	0			0	12
Joseph	0	0	0	0	9/9	0/0	0	9
J. Brown	1	0	0	1			0	6
Butler	1	0	0	1			0	6
Evans	1	0	0	1			0	6
Firkser	1	0	1	0			0	6
Kelly	1	0	1	0			0	6
D. Lewis	1	0	1	0			0	6
Pruitt	1	0	1	0			0	6
Quessenberry	1	0	1	0			0	6
Raymond	1	0	1	0			0	6
T. Smith	1	0	0	1			0	6
Wake	0	0	0	0			1	2
Team	54	21	29	4	50/52	8/18	1	402
Opponents	39	14	25	0	30/35	21/27	0	331

2-Pt Conversions: Tannehill, TM 1-2, OPP 2-4
FUM/LOST: Tannehill 6/3, Henry 5/3, Mariota 3/0, A. Brown 1/0, C. Davis 1/0, Humphries 1/0, Jackson 1/1, D. Lewis 1/1, Raymond 1/1, De. Walker 1/0

RUSHING	No	Yds	Avg	Lg	TD
Henry	303	1,540	5.1	74t	16
D. Lewis	54	209	3.9	17	0
Tannehill	43	185	4.3	25	4
Mariota	24	129	5.4	15	0

PASSING	Att	Cmp	Pct	Yards	Yds/Att	TD	Int	Lg	Sk/Yds	Rating
Tannehill	286	201	2,742	70.3	9.59	22	6	91t	31/212	117.5
Mariota	160	95	1,203	59.4	7.52	7	2	75t	25/162	92.3
Kern	2	1	11	50.0	5.50	0	0	11	0/0	66.7
Team	448	297	3,956	66.3	8.83	29	8	91t	56/374	108.3
Opponents	598	386	4,356	64.5	7.28	25	14	63t	43/276	90.4

Jon. Smith	4	78	19.5	57	0
A. Brown	3	60	20.0	49t	1
Dawkins	11	26	2.4	14	0
Humphries	1	1	1.0	1	0
Kern	1	0	0.0	0	0
Raymond	1	-5	-5.0	-5	0
Team	445	2,223	5.0	74t	21
Opponents	415	1,672	4.0	69	14

RECEIVING	No	Yds	Avg	Lg	TD
A. Brown	52	1,051	20.2	91t	8
C. Davis	43	601	14.0	38	2
Humphries	37	374	10.1	30	2
Jon. Smith	35	439	12.5	57	3
Sharpe	25	329	13.2	47	4
D. Lewis	25	164	6.6	24	1
De. Walker	21	215	10.2	29	2
Henry	18	206	11.4	75t	2
Firkser	14	204	14.6	39	1
Raymond	9	170	18.9	52	1
Pruitt	6	90	15.0	42	1
Blasingame	4	54	13.5	24	0
Jennings	2	17	8.5	11	0
Hollister	2	13	6.5	11	0
R. Davis	1	16	16.0	16	0
Byard	1	11	11.0	11	0
Kelly	1	1	1.0	1t	1
Quessenberry	1	1	1.0	1t	1
Team	297	3,956	13.3	91t	29
Opponents	386	4,356	11.3	63t	25

INTERCEPTIONS	No	Yds	Avg	Lg	TD
Byard	5	79	15.8	28	0
Ryan	4	16	4.0	16	0
Butler	2	61	30.5	38t	1
Vaccaro	1	2	2.0	2	0
J. Brown	1	0	0.0	0	0
Landry	1	0	0.0	0	0
Team	14	158	11.3	38t	1
Opponents	8	204	25.5	86	0

PUNTING	No	Yds	Avg	Net	TB	In	Lg	B
Kern	78	3,672	47.1	43.1	2	37	70	0
Team	78	3,672	47.1	43.1	2	37	70	0
Opponents	71	3,300	46.5	42.7	5	32	64	0

PUNT RETURNS	No	FC	Yds	Avg	Lg	TD
Humphries	12	19	78	6.5	21	0
Raymond	4	7	45	11.3	14	0
Jackson	3	1	26	8.7	17	0
R. Davis	2	3	9	4.5	10	0
Sims	1	0	11	11.0	11	0
Team	22	30	169	7.7	21	0
Opponents	30	19	269	9.0	42	0

KICKOFF RETURNS	No	Yds	Avg	Lg	TD
Raymond	18	403	22.4	45	0
Jennings	9	196	21.8	26	0
Jackson	2	23	11.5	23	0
Jon. Smith	1	16	16.0	16	0
Team	30	638	21.3	45	0
Opponents	37	877	23.7	47	0

FIELD GOALS	1-19	20-29	30-39	40-49	50+
Santos	0/0	0/0	1/3	2/3	1/3
Succop	0/0	0/0	1/1	0/4	0/1
Parkey	0/0	0/0	0/0	2/2	1/1
Team	0/0	0/0	2/4	4/9	2/5
Opponents	0/0	5/5	4/5	9/11	3/6

TEAM/SANTOS: (37G,53G) (49G,45N) () (45G) (50N,36N, 33B, 53N) () () () () () () () () () ()
Succop: () () () () () () () () (43N,56N,44N) () () (31G) (42N) (45B) () ()
Parkey: () () () () () (45G) (51G,42G) () () () () () () ()
Joseph: () () () () () () () () () () () ()
OPP: () (40G,48G) (32N,42G) () (31G,53G,48G) (29G, 50G) (22G,48G,24G) (35G,49N) (30G,41G,43G,39G,52B) (49G,50G) (55N,53B,28G,46B) () (29G) (47G) ()

SACKS
 Landry 9, Casey 5, Correa 5, Ryan 4.5, Roberson 3, Evans 2.5, Wake 2.5, Finch 2, Simmons 2, Mack 1.5, J. Brown 1, Gilbert 1, D. Jones 1, Vaccaro 1, Woodyard 1, (group) 1.
Titans 43, Opponents 56

TACKLES (Solo-Assists-Total)
 Evans (139-84-55), Ryan (120-76-44), Brown (117-89-28), Vaccaro (104-62-42), Byard (91-57-34), Landry III (81-56-25), Casey (61-41-20), Jones (50-34-16), Woodyard (46-32-14), Jackson (40-36-4), Simmons (40-25-15), Correa (37-23-14), Sims (31-23-8), Butler (30-23-7), Johnson (29-16-13), Smith (24-19-5), Gilbert (24-15-9), Long Jr. (15-8-7), Brock Sr. (13-10-3), Finch (13-10-3), Hooker (13-8-5), Mack (11-6-5), Orr (9-7-2), Wake (5-3-2), Roberson (4-4-0), Urban (4-2-2), Dickerson (2-2-0), Kalu (2-2-0), Bates (1-1-0), Ivie (1-0-1)

USUAL STARTING LINEUP

OFFENSE

WR Corey Davis (84)
 TE Jonnu Smith (81)
 LT Taylor Lewan (77)
 LG Rodger Saffold III (76)
 C Ben Jones (60)
 RG Nate Davis (64)
 RT Jack Conklin (78)
 TE MyCole Pruitt (85)
 WR A.J. Brown (11)
QB Ryan Tannehill (17)
RB Derrick Henry (22)

DEFENSE

DE Jeffery Simmons (98)
 NT DaQuan Jones (90)
DT Jurrell Casey (99)
 OLB Kamalei Correa (44)/Reggie Gilbert (93)
 ILB Rashaan Evans (54)
 ILB Jayon Brown (55)
 OLB Harold Landry III (58)
 CB Malcolm Butler (21)/Adoree' Jackson (25)
 SS Kenny Vaccaro (24)
 FS Kevin Byard (31)
 CB Logan Ryan (26)

SPECIALISTS

K Cairo Santos (7)/Cody Parkey (3)/Ryan Succop (4)/Greg Joseph (7)
P Brett Kern (6)
 PR Adam Humphries (10)
 KR Kalif Raymond (14)

Pro Bowl All-Pro

GM: Jon Robinson; **Head Coach:** Mike Vrabel
Asst. Coaches: Dean Pees (def. coordinator), Arthur Smith (off. coordinator), Craig Aukerman (ST), Brian Bell (strength and conditioning assist.), Scott Booker (def. assist.), Shane Bowen (OLB), Keith Carter (OL), Kerry Combs (secondary), Ryan Crow (def. assist.), Tony Dews (RB), Todd Downing (TE), Matt Edwards (assist. ST), Mondray Gee (strength and conditioning assist.), Chandler Henley (quality control), Tyrone McKenzie (ILB), Rob Moore (WR), Pat O'Hara (QB), Matt Pees (quality control), Frank Piraino (strength and conditioning), Luke Steckel (off. assist.), John Streicher (Assistant to Head Coach), Mike Sullivan (off. assist.), Terrell Williams (DL)

AMERICAN FOOTBALL CONFERENCE STANDINGS

AFC EAST	W	L	T	Pct
New England	12	4	0	.750
* Buffalo	10	6	0	.625
New York Jets	7	9	0	.438
Miami	5	11	0	.313
AFC NORTH	W	L	T	Pct
Baltimore	14	2	0	.875
Pittsburgh	8	8	0	.500
Cleveland	6	10	0	.375
Cincinnati	2	14	0	.125
AFC SOUTH	W	L	T	Pct
Houston	10	6	0	.625
* Tennessee	9	7	0	.563
Indianapolis	7	9	0	.438
Jacksonville	6	10	0	.375
AFC WEST	W	L	T	Pct
Kansas City	12	4	0	.750
Denver	7	9	0	.438
Oakland	7	9	0	.438
Los Angeles Chargers	5	11	0	.313

NATIONAL FOOTBALL CONFERENCE STANDINGS

NFC EAST	W	L	T	Pct
Philadelphia	9	7	0	.563
Dallas	8	8	0	.500
New York Giants	4	12	0	.250
Washington	3	13	0	.188
NFC NORTH	W	L	T	Pct
Green Bay	13	3	0	.813
* Minnesota	10	6	0	.625
Chicago	8	8	0	.500
Detroit	3	12	1	.219
NFC SOUTH	W	L	T	Pct
New Orleans	13	3	0	.813
Atlanta	7	9	0	.438
Tampa				

2018 SEASON (9-7 REGULAR SEASON, 0-0 PLAYOFFS) • 3RD PLACE AFC SOUTH

DATE	OPPONENT	SCORE	W/L	ATT
Sep. 9	at Miami	20-27	L	65,184
Sep. 16	HOUSTON	20-17	W	62,372
Sep. 23	at Jacksonville	9-6	W	64,015
Sep. 30	PHILADELPHIA	26-23*	W	69,013
Oct. 7	at Buffalo	12-13	L	68,202
Oct. 14	BALTIMORE	0-21	L	64,441
Oct. 21	at L.A. Chargers	19-20	L	84,301
Nov. 5	at Dallas	28-14	W	90,466
Nov. 11	NEW ENGLAND	34-10	W	69,363
Nov. 18	at Indianapolis	10-38	L	57,401
Nov. 26	at Houston	17-34	L	71,826
Dec. 2	N.Y. JETS	26-22	W	60,904
Dec. 6	JACKSONVILLE	30-9	W	60,344
Dec. 16	at N.Y. Giants	17-0	W	74,538
Dec. 22	WASHINGTON	25-16	W	60,746
Dec. 30	INDIANAPOLIS	17-33	L	68,978

* Overtime

	TITANS	OPP
Total First Downs	289	298
Rushing	106	98
Passing	156	182
Penalty	27	18
3rd Down: Made/Att	82/205	75/205
3rd Down Pct.	40.0	36.6
4th Down: Made/Att	7/12	11/20
4th Down Pct.	58.3	55.0
Possession Avg.	29:28	30:02
Total Net Yards	4,998	5,334
Avg. Per Game	312.4	333.4
Total Plays	938	1001
Avg. Per Play	5.3	5.3
Net Yards Rushing	2,023	1,863
Avg. Per Game	126.4	116.4
Total Rushes	454	429
Net Yards Passing	2,975	3,471
Avg. Per Game	185.9	216.9
Sacked/Yards Lost	47/280	39/248
Gross Yards	3255	3719
Att./Completions	437/293	533/337
Completion Pct.	67.0	63.2
Had Intercepted	12	11
Punts/Average	75/46.4	71/46.1
Net Punting Avg.	75/41.7	71/39.4
Penalties/Yards	82/727	120/984
Fumbles/Ball Lost	18/6	14/6
Touchdowns	34	32
Rushing	15	9
Passing	16	21
Returns	3	2

BY PERIODS	1	2	3	4	OT	PTS
Team	76	58	69	101	6	310
Opponents	70	105	63	62	3	303

SCORING	TD	RU	PA	RT	PAT	FG	S	TP
Succop	0	0	0	0	28/31	26/30	0	106
Henry	12	12	0	0	0	0	0	72
C. Davis	4	0	4	0	0	0	0	24
J. Smith	3	0	3	0	0	0	0	18
D. Lewis	2	1	1	0	0	0	0	12
Mariota	2	2	0	0	0	0	0	12
Sharpe	2	0	2	0	0	0	0	12
Stocker	2	0	2	0	0	0	0	12
Brown	1	0	0	1	0	0	0	6
Butler	1	0	0	1	0	0	0	6
Cruikshank	1	0	1	0	0	0	0	6
Firker	1	0	1	0	0	0	0	6
Jennings	1	0	0	1	0	0	0	6
Pruitt LG	1	0	1	0	0	0	0	6
Pruitt TM	1	0	1	0	0	0	0	6
Taylor	1	0	1	0	0	0	0	6
Team	34	15	16	3	28/31	26/30	0	310
Opponents	32	9	21	2	31/32	26/29	1	303

2-Pt Conversions: TM 0-1, OPP 0-0

FUM/Lost: Mariota 9/2, Jackson 3/1, Batson 1/0, C. Davis 1/0, Henry 1/1, D. Lewis 1/1, J. Smith 1/0, Taylor 1/1

RUSHING	No	Yds	Avg	Lg	TD
Henry	215	1,059	4.9	99t	12
D. Lewis	155	517	3.3	36	1
Mariota	64	357	5.6	27	2
Davis	6	55	9.2	39	0

PASSING	Att	Cmp	Pct	Yards	Yds/Att	TD	Int	Lg	Sk/Yds	Rating
Mariota	331	228	68.9	2,528	7.64	11	8	61t	42/243	92.3
Gabbert	101	61	60.4	626	6.20	4	4	35	5/37	74.9
Henry	3	2	66.7	14	4.67	0	0	8	0/0	77.1
Byard	1	1	100.0	66	66.00	1	0	66t	0/0	158.3
Jennings	1	1	100.0	21	21.00	0	0	21	0/0	118.8
Team	437	293	67.0	3,255	7.45	16	12	66t	47/280	89.8
Opponents	533	337	63.2	3,719	6.98	21	11	75t	39/248	88.4

	No	Yds	Avg	Lg	TD
Fluellen	4	16	4.0	13	0
Sharpe	1	16	16.0	16	0
Jennings	1	2	2.0	2	0
Batson	1	1	1.0	1	0
Gabbert	6	0	0.0	1	0
Stocker	1	0	0.0	0	0
Team	454	2,023	4.5	99t	15
Opponents	429	1,863	4.3	97t	9

RECEIVING	No	Yds	Avg	Lg	TD
C. Davis	65	891	13.7	51	4
D. Lewis	59	400	6.8	37	1
Taylor	37	466	12.6	55	1
Sharpe	26	316	12.2	28	2
J. Smith	20	258	12.9	61t	3
Firker	19	225	11.8	28	1
Stocker	15	165	11.0	31	2
Henry	15	99	6.6	21	0
Jennings	11	101	9.2	36	0
Pruitt	9	102	11.3	27	1
Batson	8	82	10.3	26	0
Walker	4	52	13.0	16	0
Matthews	3	11	3.7	4	0
Cruikshank	1	66	66.0	66t	1
Mariota	1	21	21.0	21	0
Team	293	3,255	11.1	66t	16
Opponents	337	3,719	11.0	75t	21

INTERCEPTIONS	No	Yds	Avg	Lg	TD
Byard	4	1	0.3	1	0
Butler	3	90	30.0	56t	1
Jackson	2	7	3.5	7	0
Brown	1	22	22.0	22t	1
Vaccaro	1	0	0.0	0	0
Team	11	120	10.9	56t	2
Opponents	12	219	18.3	54	2

PUNTING	No	Yds	Avg	Net	TB	In	Lg	B
Kern	74	3483	47.1	41.7	3	39	62	1
Team	75	3483	46.4	41.7	3	39	62	1
Opponents	71	3275	46.1	39.4	12	27	68	0

PUNT RETURNS	No	FC	Yds	Avg	Lg	TD
Jackson	16	9	148	9.3	26	0
Matthews	4	0	38	9.5	18	0
Williams	4	1	47	11.8	38	0
Batson	3	1	4	1.3	5	0
Team	27	11	237	8.8	38	0
Opponents	33	16	296	9.0	51	0

KICKOFF RETURNS	No	Yds	Avg	Lg	TD
Jennings	22	698	31.7	94t	1
Cruikshank	1	39	39.0	39	0
Team	23	737	32.0	94t	1
Opponents	25	696	27.8	102t	1

FIELD GOALS	1-19	20-29	30-39	40-49	50+
Succop	0/0	5/6	13/13	5/7	3/4
Team	0/0	5/6	13/13	5/7	3/4
Opponents	0/0	6/6	8/9	8/8	4/6

TEAM/Succop: (47G,53G)(42G,31G)(39G,48N,36G,28G)(42G,33G)(25G,54G,39G,50G)(28G,33G,51N)(28N)(33G,31G)(42G)(31G)(24G,33G)(33G)(48N,22G)(42G,33G)(38G)
OPP: (27G,30G)(54N,34G)(46G,38G)(27G,30G,37G)(40G,46G)(29G,28G)(38N)(52G,52N)(22G)(43G,47G)(54G,34G,43G,39G,39G)(50G,40G,46G)(53G,25G)

SACKS
 Casey 7, Brown 6, Landry 4.5, Woodyard 4.5, Ryan 4, Correa 3.5, Byard 2, Vaccaro 2, Finch 1.5, Orakpo 1.5, Butler 1, Johnson 1, D. Morgan 0.5
Titans 39, Opponents 47

TACKLES (Solo-Assists-Total)
 Woodyard (124-85-39), Brown (107-76-31), Byard (96-64-32), Ryan (85-54-31), Casey (72-46-26), Vaccaro (70-45-25), Jackson (69-62-7), Evans (63-42-21), Butler (56-49-7), Landry (46-26-20), Orakpo (40-24-16), Jones (39-19-20), Morgan (37-25-12), Lewis (28-19-9), Correa (27-17-10), Johnson (25-16-9), Finch (22-16-6), Sims (21-15-6), Logan (16-8-8), Compton (11-7-4), Bates (6-3-3), Kilgo (5-3-2), Dickerson (3-2-1), Cruikshank (2-2-0), Wallace (1-0-1)

USUAL STARTING LINEUP

OFFENSE

WR Corey Davis (84)
 TE Jonnu Smith (81)
 LT **Taylor Lewan (77)**
 LG Quinton Spain (67)
 C Ben Jones (60)
 RG Josh Kline (64)
 RT Jack Conklin (78)
 TE Luke Stocker (88)
 WR Tajaé Sharpe (19)
 QB Marcus Mariota (8)
 RB Derrick Henry (22)

DEFENSE

DE DaQuan Jones (90)
 NT Austin Johnson (94)
 DT **Jurrell Casey (99)**
 OLB Derrick Morgan (91)
 ILB Wesley Woodyard (59)
 ILB Jayon Brown (55)/Rashaan Evans (54)
 OLB Brian Orakpo (98)
 CB Logan Ryan (26)/Adoree' Jackson (25)
 SS Kenny Vaccaro (24)
 FS Kevin Byard (31)
 CB Malcolm Butler (21)

SPECIALISTS

K Ryan Succop (4)
 P **Brett Kern (6)**
 PR Adoree' Jackson (25)
 KR Darius Jennings (15)

Pro Bowl [All-Pro](#)

GM: Jon Robinson; **Head Coach:** Mike Vrabel
Asst. Coaches: Matt LaFleur (off. coordinator), Dean Pees (def. coordinator), Craig Aukerman (ST), Brian Bell (strength and conditioning assist.), Scott Booker (def. assist.), Shane Bowen (OLB), Keith Carter (OL), Kerry Coombs (secondary), Ryan Crow (def. assist.), Tony Dews (RB), Matt Edwards (assist. ST), Chandler Henley (quality control), Tom Kanavy (strength and conditioning), Tyrone McKenzie (ILB), Rob Moore (WR), Pat O'Hara (QB), Matt Pees (quality control), Taylor Porter (strength and conditioning assist.), Arthur Smith (TE), Luke Stechel (off. assist.), Mike Sullivan (off. assist.), Terrell Williams (DL)

AMERICAN FOOTBALL CONFERENCE STANDINGS

AFC EAST	W	L	T	Pct
New England	11	5	0	.688
Miami	7	9	0	.438
Buffalo	6	10	0	.375
New York Jets	4	12	0	.250
AFC NORTH	W	L	T	Pct
Baltimore	10	6	0	.625
Pittsburgh	9	6	1	.594
Cleveland	7	8	1	.469
Cincinnati	6	10	0	.375
AFC SOUTH	W	L	T	Pct
Houston	11	5	0	.688
* Indianapolis	10	6	0	.625
Tennessee	9	7	0	.563
Jacksonville	5	11	0	.313
AFC WEST	W	L	T	Pct
Kansas City	12	4	0	.750
* Los Angeles Chargers	12	4	0	.750
Denver	6	10	0	.375
Oakland	4	12	0	.250

NATIONAL FOOTBALL CONFERENCE STANDINGS

NFC EAST	W	L	T	Pct
Dallas	10	6	0	.625
* Philadelphia	9	7	0	.563
Washington	7	9	0	.438
New York Giants	5	11	0	.313
NFC NORTH	W	L	T	Pct
Chicago	12	4	0	.750
Minnesota	8	7	1	.531
Green Bay	6	9	1	.406
Detroit	6	10	0	.375
NFC SOUTH	W	L	T	Pct
New Orleans	13	3	0	.813
Atlanta	7	9	0	.438
Carolina	7	9	0	.438
Tampa Bay	5	11	0	.313
NFC WEST	W	L	T	Pct
Los Angeles Rams	13	3	0	.813
* Seattle	10	6	0	.625
San Francisco	4	12	0	.250
Arizona	3	13	0	.188

* Wild Card for Playoffs

2017 SEASON (9-7 REGULAR SEASON, I-1 PLAYOFFS) • 2ND PLACE AFC SOUTH

DATE	OPPONENT	SCORE	W/L	ATT
Sep. 10	OAKLAND	16-26	L	69,089
Sep. 17	at Jacksonville	37-16	W	61,709
Sep. 24	SEATTLE	33-27	W	69,127
Oct. 1	at Houston	14-57	L	71,804
Oct. 8	at Miami	10-16	L	65,135
Oct. 16	INDIANAPOLIS	36-22	W	63,888
Oct. 22	at Cleveland	12-9*	W	59,061
Nov. 5	BALTIMORE	23-20	W	67,322
Nov. 12	CINCINNATI	24-20	W	67,432
Nov. 16	at Pittsburgh	17-40	L	60,703
Nov. 26	at Indianapolis	20-16	W	62,207
Dec. 3	HOUSTON	24-13	W	62,758
Dec. 10	at Arizona	7-12	L	64,153
Dec. 17	at San Francisco	23-25	L	70,133
Dec. 24	L.A. RAMS	23-27	L	60,097
Dec. 31	JACKSONVILLE	15-10	W	65,501
Jan. 6	at Kansas City	22-21	W	73,319
Jan. 13	at New England	14-35	L	65,878

* Overtime

	TITANS	OPP
Total First Downs	290	323
Rushing	97	68
Passing	157	231
Penalty	36	24
3rd Down: Made/Att	71/202	78/214
3rd Down Pct.	35.1	36.4
4th Down: Made/Att	5/10	10/16
4th Down Pct.	50.0	62.5
Possession Avg.	29:51	30:09
Total Net Yards	5024	5248
Avg. Per Game	314.0	328.0
Total Plays	974	1046
Avg. Per Play	5.2	5.0
Net Yards Rushing	1833	1420
Avg. Per Game	114.6	88.8
Total Rushes	443	398
Net Yards Passing	3191	3828
Avg. Per Game	199.4	239.3
Sacked/Yards Lost	35/203	43/272
Gross Yards	3394	4100
Att./Completions	496/306	605/369
Completion Pct.	61.7	61.0
Had Intercepted	17	12
Punts/Average	75/49.7	75/48.2
Net Punting Avg.	75/44.6	75/42.8
Penalties/Yards	85/785	119/942
Fumbles/Ball Lost	10/8	23/9
Touchdowns	33	36
Rushing	18	5
Passing	14	27
Returns	1	4

BY PERIODS	1	2	3	4	OT	PTS
Team	52	103	91	85	3	334
Opponents	71	98	49	138	0	356

SCORING	TD	RU	PA	RT	PAT	FG	S	TP
Succop	0	0	0	0	31/33	35/42	0	136
Murray	7	6	1	0			0	42
Henry	6	5	1	0			0	36
Mariota	5	5	0	0			0	30
Matthews	4	0	4	0			0	24
Walker	4	1	3	0			0	24
J. Smith	2	0	2	0			0	12
Decker	1	0	1	0			0	6
Fowler	1	1	0	0			0	6
Supernaw	1	0	1	0			0	6
Taylor	1	0	1	0			0	6
Woodyard	1	0	0	1			0	6
Team	33	18	14	1	31/33	35/42	0	334
Opponents	36	5	27	4	29/34	37/41	0	356

2-Pt Conversions: **TM 0-0, OPP 0-2**

FUM/Lost: Cassel 2/2, Walker 2/2, Mariota 2/1, Davis 1/1, Jackson 1/1, Murray 1/1, Henry 1/0

RUSHING	No	Yds	Avg	Lg	TD
Henry	176	744	4.2	75t	5
Murray	184	659	3.6	75t	6
Mariota	60	312	5.2	34t	5
Jackson	5	55	11.0	20	0
Taylor	8	43	5.4	17	0

PASSING	Att	Cmp	Pct	Yards	Yds/Att	TD	Int	Lg	Sk/Yds	Rating
Mariota	453	281	62.0	3232	7.13	13	15	75t	27/173	79.3
Cassel	42	25	59.5	162	3.86	1	2	17	8/30	55.9
Decker	1	0	0.0	0	0.00	0	0	---	0/0	39.6
Team	496	306	61.7	3394	6.84	17	17	75t	35/203	77.1
Opponents	605	369	61.0	4100	6.78	27	12	80t	43/272	87.8

Fluellen	4	21	5.3	10	0
Fowler	2	4	2.0	3t	1
Weems	1	0	0.0	0	0
Walker	2	-2	-1.0	1t	1
Matthews	1	-3	-3.0	-3	0
Team	443	1833	4.1	75t	18
Opponents	398	1420	3.6	34	5

RECEIVING	No	Yds	Avg	Lg	TD
Walker	74	807	10.9	42	3
Decker	54	563	10.4	29	1
Matthews	53	795	15.0	75t	4
Murray	39	266	6.8	18	1
Davis	34	375	11.0	37	0
J. Smith	18	157	8.7	32t	2
Taylor	16	231	14.4	53t	1
Henry	11	136	12.4	66t	1
Supernaw	4	39	9.8	20	1
Stocker	1	12	12.0	12	0
Douglas	1	8	8.0	8	0
Weems	1	5	5.0	5	0
Team	306	3394	11.1	75t	14
Opponents	369	4100	11.1	80t	27

INTERCEPTIONS	No	Yds	Avg	Lg	TD
Byard	8	130	16.3	33	0
T. Smith	1	14	14.0	14	0
Searcy	1	8	8.0	8	0
Riley	1	2	2.0	2	0
Sims	1	0	0.0	0	0
Team	12	154	12.8	33	0
Opponents	17	262	15.4	41	2

PUNTING	No	Yds	Avg	Net	TB	In	Lg	B
Kern	75	3728	49.7	44.6	5	28	74	0
Team	75	3728	49.7	44.6	5	28	74	0
Opponents	75	3617	48.2	42.8	5	21	64	0

PUNT RETURNS	No	FC	Yds	Avg	Lg	TD
Jackson	34	9	290	8.5	46	0
Weems	2	0	15	7.5	13	0
Team	36	9	305	8.5	46	0
Opponents	41	9	286	7.0	23	0

KICKOFF RETURNS	No	Yds	Avg	Lg	TD
Jackson	25	578	23.1	57	0
Weems	2	18	9.0	18	0
Decker	1	22	22.0	22	0
Team	28	618	22.1	57	0
Opponents	32	750	23.4	60	0

FIELD GOALS	1-19	20-29	30-39	40-49	50+
Succop	0/0	10/10	7/7	16/20	2/5
Team	0/0	10/10	7/7	16/20	2/5
Opponents	0/0	9/10	7/8	14/16	7/7

TEAM/Succop: (23G,26G,52G,52N) (40G,41G,26G) (24G,37G,47G,35G) () (45G)(48G,32G,40G,48G,23G) (43G,23G,46G,53N,47G) (48G) (48N,44G) (48B,44G)(29G,45G) (40N,43G) (58N) (40G,31G,50G) (25G,37G,45N,27G) (25G,39G,38G)
OPP: (20G,52G,52G,43G) (43G) () (50G,40G,33G) (41G) (36G,25G,52G)(31G,47G,54G) (30G,49G) () (41G,28G,50G,26G) (26G,28G,42G)(23G,48N,27N,42G) (47G,23G,40N,32G,35G) (38G,48G,28G,50G,48G,45G) (36N) (41G)

SACKS
 Morgan 7.5, Orakpo 7, Casey 6, Woodyard 5, Walden 4, D. Jones 3.5, Williamson 3, Brown 1.5, Klug 1.5, Cyprien 1, A. Johnson 1, King 1, (group) 1,
Titans 43, Opponents 35

TACKLES (Solo-Assists-Total)
 Woodyard (104-68-172), Williamson (70-55-125), Byard (64-23-87), Ryan (54-19-73), Casey (60-12-72), Jackson (58-9-67), Brown (42-25-67), Cyprien (46-19-65), Orakpo (39-21-60), Walden (29-15-44), Morgan (23-17-40), Jones (24-12-36), Sims (28-5-33), Johnson (20-12-32), Searcy (22-5-27), Williams (16-10-26), Klug (15-11-26), Riley (8-5-13), Smith (10-1-11), Dodd (7-4-11), McCain (7-4-11), King (3-1-4), Palmer (1-2-3)
Team Totals: 750-355-1,105

USUAL STARTING LINEUP

OFFENSE
WR Rishard Matthews (18)
TE Delanie Walker (82)
LT Taylor Lewan (77)
LG Quinton Spain (67)
C Ben Jones (60)
RG Josh Kline (64)
RT Jack Conklin (78)
TE Jonnu Smith (81)
WR Corey Davis (84)/Eric Decker (87)
QB Marcus Mariota (8)
RB DeMarco Murray (29)
DEFENSE
DE DaQuan Jones (90)
NT Sylvester Williams (96)
DT Jurrell Casey (99)
OLB Derrick Morgan (91)
ILB Wesley Woodyard (59)
ILB Avery Williamson (54)
OLB Brian Orakpo (98)
CB Logan Ryan (26)
SS Johnathan Cyprien (37)/Da'Norris Searcy (21)
FS Kevin Byard (31)
CB Adoree' Jackson (25)

SPECIALISTS

K Ryan Succop (4)
P Brett Kern (6)
KR/PR Adoree' Jackson (25)
ST Brynden Trawick (41)

Pro Bowl [All-Pro](#)

GM: Jon Robinson; **Head Coach:** Mike Mularkey
Asst. Coaches: Dick LeBeau (asst. HC/def. coord.), Terry Robiskie (off. coord.), Craig Aukerman (asst. ST), Brandon Blaney (def. asst.), Sylvester Croom (RB), Nick Eason (DL), Russ Grimm (OL), Steve Hoffman (ST), Frisman Jackson (WR), Steve Jackson (asst. secondary), Tom Kanavy (asst. strength and cond.), Jason Michael (QB), Taylor Porter (strength and cond. asst.), Arthur Smith (TE), Lou Spanos (LB), Luke Stechel (asst. WR), Mike Sullivan (asst. OL), Deshaun Townsend (secondary), Steve Watterson (asst. HC/strength and cond.), Keith Willis (asst. DL)

AMERICAN FOOTBALL CONFERENCE STANDINGS

AFC EAST	W	L	T	Pct
New England	13	3	0	.813
* Buffalo	9	7	0	.563
Miami	6	10	0	.375
New York Jets	5	11	0	.313
AFC NORTH	W	L	T	Pct
Pittsburgh	13	3	0	.813
Baltimore	9	7	0	.563
Cincinnati	7	9	0	.438
Cleveland	0	16	0	.000
AFC SOUTH	W	L	T	Pct
Jacksonville	10	6	0	.625
* Tennessee	9	7	0	.563
Indianapolis	4	12	0	.250
Houston	4	12	0	.250
AFC WEST	W	L	T	Pct
Kansas City	10	6	0	.625
Los Angeles Chargers	9	7	0	.563
Oakland	6	10	0	.375
Denver	5	11	0	.313

NATIONAL FOOTBALL CONFERENCE STANDINGS

NFC EAST	W	L	T	Pct
Philadelphia	13	3	0	.813
Dallas	9	7	0	.563
Washington	7	9	0	.438
New York Giants	3	13	0	.188
NFC NORTH	W	L	T	Pct
Minnesota	13	3	0	.813
Detroit	9	7	0	.563
Green Bay	7	9	0	.438
Chicago	5	11	0	.313
NFC SOUTH	W	L	T	Pct
New Orleans	11	5	0	.688
* Carolina	11	5	0	.688
* Atlanta	10	6	0	.625
Tampa Bay	5	11	0	.313
NFC WEST	W	L	T	Pct
Los Angeles Rams	11	5	0	.688
Seattle	9	7	0	.563
Arizona	8	8	0	.500
San Francisco	6	10	0	.375

* Wild Card for Playoffs

2016 SEASON (9-7 REGULAR SEASON, 0-0 PLAYOFFS) • 2ND PLACE AFC SOUTH

DATE	OPPONENT	SCORE	W/L	ATT
Sep. 11	MINNESOTA	16-25	L	63,816
Sep. 18	at Detroit	16-15	W	58,466
Sep. 25	OAKLAND	10-17	L	62,370
Oct. 2	at Houston	20-27	L	71,815
Oct. 9	at Miami	30-17	W	64,425
Oct. 16	CLEVELAND	28-26	W	60,897
Oct. 23	INDIANAPOLIS	26-34	L	65,470
Oct. 27	JACKSONVILLE	36-22	W	61,619
Nov. 6	at San Diego	35-43	L	52,281
Nov. 13	GREEN BAY	47-25	W	69,116
Nov. 20	at Indianapolis	17-24	L	65,048
Nov. 27	at Chicago	27-21	W	59,494
Dec. 11	DENVER	13-10	W	68,780
Dec. 18	at Kansas City	19-17	W	68,084
Dec. 24	at Jacksonville	17-38	L	59,621
Jan. 1	HOUSTON	24-17	W	65,205

	TITANS	OPP
Total First Downs	322	324
Rushing	115	70
Passing	175	227
Penalty	32	27
3rd Down: Made/Att	100/217	77/210
3rd Down Pct.	46.1	36.7
4th Down: Made/Att	4/11	12/22
4th Down Pct.	36.4	54.5
Possession Avg.	30:32	29:28
Total Net Yards	5728	5720
Avg. Per Game	358.0	357.5
Total Plays	1008	1031
Avg. Per Play	5.7	5.5
Net Yards Rushing	2187	1413
Avg. Per Game	136.3	88.3
Total Rushes	476	356
Net Yards Passing	3541	4307
Avg. Per Game	221.3	269.2
Sacked/Yards Lost	28/179	40/278
Gross Yards	3720	4585
Att./Completions	504/307	635/388
Completion Pct.	60.9	61.1
Had Intercepted	11	12
Punts/Average	77/44.2	72/46.7
Net Punting Avg.	77/38.6	72/40.9
Penalties/Yards	110/1012	137/1191
Fumbles/Ball Lost	17/7	12/6
Touchdowns	46	43
Rushing	16	10
Passing	29	25
Returns	1	8

BY PERIODS	1	2	3	4	OT	PTS
Team	77	149	59	96	0	381
Opponents	97	95	75	111	0	378

SCORING	TD	RU	PA	RT	PAT	FG	S	TP
Succop	0	0	0	0	39/41	22/24	0	105
Murray	12	9	3	0	0	0	0	72
Matthews	9	0	9	0	0	0	0	54
Walker	7	0	7	0	0	0	0	42
Henry	5	5	0	0	0	0	0	30
Wright	3	0	3	0	0	0	0	18
Fasano	2	0	2	0	0	0	0	12
An. Johnson	2	0	2	0	0	0	0	12
Mariota	2	2	0	0	0	0	0	12
Sharpe	2	0	2	0	0	0	0	12
D. Jones	1	0	0	1	0	0	0	6
Lewan	1	0	1	0	0	0	0	6
Team	46	16	29	1	39/41	22/24	0	381
Opponents	43	10	25	8	35/40	27/32	1	378

2-Pt Conversions: TM 0-5, OPP 1-3

FUM/Lost: Mariota 9/5, Murray 3/1, Mariani 2/0, Cassel 1/0, Matthews 1/1, Walker 1/0

RUSHING	No	Yds	Avg	Lg	TD
Murray	293	1287	4.4	75t	9
Henry	110	490	4.5	22	5
Mariota	60	349	5.8	41	2
Andrews	2	15	7.5	9	0
Mariani	1	15	15.0	15	0
Wright	1	15	15.0	15	0
Walker	2	11	5.5	8	0
Cassel	4	3	0.8	3	0
Fowler	1	3	3.0	3	0
Sharpe	1	1	1.0	1	0
Blake	1	-2	-2.0	-2	0
Team	476	2187	4.6	75t	16
Opponents	356	1413	4.0	68t	10

PASSING	Att	Cmp	Pct	Yards	Yds/Att	TD	Int	Lg	Sk/Yds	Rating
Mariota	451	276	3426	61.2	7.60	26	9	60	23/156	95.6
Cassel	51	30	284	58.8	5.57	2	2	50	5/23	71.0
Murray	2	1	10	50.0	5.00	1	0	10t	0/0	104.2
Team	504	307	3720	60.9	7.38	29	11	60	28/179	93.7
Opponents	635	388	4585	61.1	7.22	25	12	58	40/278	88.3

RECEIVING	No	Yds	Avg	Lg	TD
Matthews	65	945	14.5	60	9
Walker	65	800	12.3	47	7
Murray	53	377	7.1	35	3
Sharpe	41	522	12.7	34t	2
Wright	29	416	14.3	48t	3
Douglas	15	210	14.0	35	0
Henry	13	137	10.5	29	0
An. Johnson	9	85	9.4	20	2
Fasano	8	83	10.4	17	2
Supernaw	4	62	15.5	30	0
Amaro	3	59	19.7	26	0
Fowler	1	14	14.0	14	0
Lewan	1	10	10.0	10t	1
Team	307	3720	12.1	60	29
Opponents	388	4585	11.8	58	25

INTERCEPTIONS	No	Yds	Avg	Lg	TD
Cox	3	3	1.0	3	0
McCain	2	33	16.5	33	0
McCourty	2	7	3.5	6	0
Woodyard	1	21	21.0	21	0
Stafford	1	4	4.0	4	0
Searcy	1	0	0.0	0	0
Sims	1	0	0.0	0	0
Williamson	1	0	0.0	0	0
Team	12	68	5.7	33	0
Opponents	11	203	18.5	77t	3

PUNTING	No	Yds	Avg	Net	TB	In	Lg	B
Kern	77	3402	44.2	38.6	4	32	71	0
Team	77	3402	44.2	38.6	4	32	71	0
Opponents	72	3360	46.7	40.9	9	22	72	0

PUNT RETURNS	No	FC	Yds	Avg	Lg	TD
Mariani	29	22	235	8.1	18	0
Blake	1	0	1	1.0	1	0
Team	30	22	236	7.9	18	0
Opponents	36	27	347	9.6	74t	2

KICKOFF RETURNS	No	Yds	Avg	Lg	TD
Mariani	26	560	21.5	37	0
Andrews	4	37	9.3	17	0
Wright	3	32	10.7	15	0
Team	33	629	19.1	37	0
Opponents	21	462	22.0	61	0

FIELD GOALS	1-19	20-29	30-39	40-49	50+
Succop	1/1	4/4	6/6	8/8	3/5
Team	1/1	4/4	6/6	8/8	3/5
Opponents	0/0	7/7	9/10	6/9	5/6

TEAM/Succop: (28G) (51N,46G) (34G) (48G,26G) (40G) (58N) (48G,44G) (32G,22G,33G) (1) (51G,23G) (47G) (19G,31G) (53G,41G) (39G,53G) (42G) (35G)
OPP: (37N,56N,50G,33G,45G,30G) (42G,27G) (52G) (53G,48N,45G) (24G) (45G,37G) (28G,33G) (1) (32G,23G, 36G) (29G,38G) (42N,49G) (1) (34G) (34G) (29G,48G,56G,50G) (45N,26G)

SACKS
 Orakpo 10.5, Morgan 9, Casey 5, Spence 3, Williamson 2, Woodyard 2, D. Jones 1.5, Klug 1.5, Byard 1, Dodd 1, Stafford 1, Wallace 1, (team) 1, Au. Johnson 0.5
Titans 40, Opponents 28

TACKLES (Solo-Assists-Total)
 Williamson (76-73-149), Woodyard (52-36-88), Spence (41-36-77), McCourty (56-8-64), Byard (42-21-63), Stafford (42-16-58), Orakpo (40-15-55), Searcy (39-12-51), Casey (38-13-51), Morgan (29-21-50), R. Johnson (33-15-48), McCain (37-7-44), Blake (32-5-37), Cox (33-3-36), Jones (18-11-29), Klug (14-11-25), Sims (17-1-18), Woods (11-6-17), Bass (8-8-16), Au. Johnson (13-2-15), Wallace (9-6-15), Blackson (7-7-14), Dodd (6-3-9), Palmer (2-0-2), An. Woods (2-0-2), Abdesmad (1-0-1), Reed (1-0-1), Team (1-0-1)
Team Totals: 700-336-1,036

USUAL STARTING LINEUP	
OFFENSE	
WR	Rishard Matthews (18)
TE	Delanie Walker (82)
LT	Taylor Lewan (77)
LG	Quinton Spain (67)
C	Ben Jones (60)
RG	Josh Kline (64)
RT	Jack Conklin (78)
TE	Anthony Fasano (80)
WR	Tajae Sharpe (19)
QB	Marcus Mariota (8)
RB	DeMarco Murray (29)
DEFENSE	
DE	DaQuan Jones (90)
NT	Al Woods (96)
DT	Jurrell Casey (99)
OLB	Derrick Morgan (91)/David Bass (51)
ILB	Wesley Woodyard (59)/Sean Spence (55)
ILB	Avery Williamson (54)
OLB	Brian Orakpo (98)
CB	Jason McCourty (30)
SS	Da'Norris Searcy (21)
FS	Rashad Johnson (25)/Kevin Byard (31)/Daimion Stafford (24)
CB	Brice McCain (23)/Perrish Cox (20)

SPECIALISTS	
K	Ryan Succop (4)
P	Brett Kern (6)
KR/PR	Marc Mariani (87)

Pro Bowl [All-Pro](#)

GM: Jon Robinson; **Head Coach:** Mike Mularkey
Asst. Coaches: Dick LeBeau (asst. HC/def. coord.), Terry Robiskie (off. coord.), Bobby April (ST coord.), Brandon Blaney (def. asst.), Bob Bratkowski (WR), Sylvester Croom (RB), Nick Eason (DL), Russ Grimm (OL), Steve Hoffman (ST asst.), Steve Jackson (asst. secondary), Jason Michael (QB), Arthur Smith (TE), Lou Spanos (LB), Luke Stechel (off. asst.), Mike Sullivan (asst. OL), Deshaea Townsend (secondary), Jason Tucker (asst. WR), Steve Watterson (asst. HC/strength and cond.), Keith Willis (asst. DL)
 * April - special teams coordinator first four games; Hoffman - special teams assistant first four games, special teams coordinator final 12 games

AMERICAN FOOTBALL CONFERENCE STANDINGS				
AFC EAST	W	L	T	Pct
New England	14	2	0	.875
* Miami	10	6	0	.625
Buffalo	7	9	0	.438
New York Jets	5	11	0	.313
AFC NORTH	W	L	T	Pct
Pittsburgh	11	5	0	.688
Baltimore	8	8	0	.500
Cincinnati	6	9	1	.406
Cleveland	1	15	0	.063
AFC SOUTH	W	L	T	Pct
Houston	9	7	0	.563
Tennessee	9	7	0	.563
Indianapolis	8	8	0	.500
Jacksonville	3	13	0	.188
AFC WEST	W	L	T	Pct
Kansas City	12	4	0	.750
* Oakland	12	4	0	.750
Denver	9	7	0	.563
San Diego	5	11	0	.313

NATIONAL FOOTBALL CONFERENCE STANDINGS				
NFC EAST	W	L	T	Pct
Dallas	13	3	0	.813
* New York Giants	11	5	0	.688
Washington	8	7	1	.531
Philadelphia	7	9	0	.438
NFC NORTH	W	L	T	Pct
Green Bay	10	6	0	.625
* Detroit	9	7	0	.563
Minnesota	8	8	0	.500
Chicago	3	13	0	.188
NFC SOUTH	W	L	T	Pct
Atlanta	11	5	0	.688
Tampa Bay	9	7	0	.563
New Orleans	7	9	0	.438
Carolina	6	10	0	.375
NFC WEST	W	L	T	Pct
Seattle	10	5	1	.656
Arizona	7	8	1	.469
Los Angeles	4	12	0	.250
San Francisco	2	14	0	.125

* Wild Card for Playoffs

2015 SEASON (3-13 REGULAR SEASON, 0-0 PLAYOFFS) • 4TH PLACE AFC SOUTH

DATE	OPPONENT	SCORE	W/L	ATT
Sep. 13	at Tampa Bay	W 42-14		63,945
Sep. 20	at Cleveland	L 14-28		67,431
Sep. 27	INDIANAPOLIS	L 33-35		65,920
Oct. 11	BUFFALO	L 13-14		65,670
Oct. 18	MIAMI	L 10-38		62,342
Oct. 25	ATLANTA	L 7-10		63,329
Nov. 1	at Houston	L 6-20		71,630
Nov. 8	at New Orleans	W 34-28*		73,075
Nov. 15	CAROLINA	L 10-27		63,591
Nov. 19	at Jacksonville	L 13-19		60,121
Nov. 29	OAKLAND	L 21-24		58,075
Dec. 6	JACKSONVILLE	W 42-39		57,355
Dec. 13	at New York Jets	L 8-30		78,160
Dec. 20	at New England	L 16-33		66,829
Dec. 27	HOUSTON	L 6-34		62,153
Jan. 3	at Indianapolis	L 24-30		65,733

* Overtime

	TITANS	OPP
Total First Downs	298	317
Rushing	66	101
Passing	195	192
Penalty	37	24
3rd Down: Made/Att	64/201	92/216
3rd Down Pct.	31.8	42.6
4th Down: Made/Att	7/15	4/12
4th Down Pct.	46.7	33.3
Possession Avg.	29:25	30:35
Total Net Yards	4988	5475
Avg. Per Game	311.8	342.2
Total Plays	976	1003
Avg. Per Play	5.1	5.5
Net Yards Rushing	1485	1797
Avg. Per Game	92.8	112.3
Total Rushes	371	462
Net Yards Passing	3503	3678
Avg. Per Game	218.9	229.9
Sacked/Yards Lost	54/390	39/271
Gross Yards	3893	3949
Att./Completions	551/342	502/319
Completion Pct.	62.1	63.5
Had Intercepted	17	11
Punts/Average	88/47.4	74/48.2
Net Punting Avg.	88/40.3	74/43.0
Penalties/Yards	93/779	112/982
Fumbles/Ball Lost	25/16	16/8
Touchdowns	37	51
Rushing	10	11
Passing	25	34
Returns	2	6

BY PERIODS	1	2	3	4	OT	PTS
Team	67	71	84	71	6	299
Opponents	96	127	75	125	0	423

SCORING	TD	RU	PA	RT	PAT	FG	S	TP
Succop	0	0	0	0	29/31	14/16	0	71
Walker	6	0	6	0			0	38
Green-Beckham	4	0	4	0			0	26
Andrews	3	3	0	0			0	18
Mariota	3	2	1	0			0	18
Wright	3	0	3	0			0	18
McCluster	2	1	1	0			0	14
Douglas	2	0	2	0			0	12
Fasano	2	0	2	0			0	12
Fowler	2	1	1	0			0	12
Sankey	2	1	1	0			0	12
Stevens	2	0	2	0			0	12
Cobb	1	1	0	0			0	6
Hunter	1	0	1	0			0	6
McBride	1	0	1	0			0	6
Mettenberger	1	1	0	0			0	6
Sensabaugh	1	0	0	1a			0	6
Woodyard	1	0	0	1b			0	6
Team	37	10	25	2	29/31	14/16	0	299
Opponents	51	11	34	6	48/50	23/27	0	423

2-Pt Conversions: Green-Beckham, McCluster, Walker, TM
3-5, OPP 0-1

FUM/LOST: Mariota 10/6, Mettenberger 4/2, Douglas 2/1, McCluster 2/2, Sankey 2/1, West(TM) 2/2, Andrews 1/1, Gallik 1/0, Supernaw 1/1

RUSHING	No	Yds	Avg	Lg	TD
Andrews	143	520	3.6	38	3
Mariota	34	252	7.4	87l	2
McCluster	55	247	4.5	44	1
Sankey	47	193	4.1	16	1
Cobb	52	146	2.8	12	1

PASSING	Att	Cmp	Pct	Yards	Yds/Att	TD	Int	Lg	Sk/Yds	Rating
Mariota	370	230	62.2	2818	7.62	19	10	61t	38/258	91.5
Mettenberger	166	101	60.8	935	5.63	4	7	57l	13/98	66.7
Tanneh	14	10	71.4	99	7.07	1	0	29	3/34	114.9
Andrews	1	1	100.0	41	41.00	1	0	41t	0/0	158.3
Team	551	342	62.1	3893	7.07	25	17	61t	54/390	85.5
Opponents	502	319	63.5	3949	7.87	34	11	69t	39/271	101.3

West	16	51	3.2	12	0
Walker	1	36	36.0	36	0
Wright	5	17	3.4	13	0
Fowler	7	13	1.9	3	1
McBride	1	8	8.0	8	0
Mettenberger	9	8	0.9	5t	1
Douglas	1	-6	-6.0	-6	0
Team	371	1485	4.0	87t	10
Opponents	462	1797	3.9	32	11

RECEIVING	No	Yds	Avg	Lg	TD
Walker	94	1088	11.6	61t	6
Douglas	36	411	11.4	51	2
Wright	36	408	11.3	52t	3
Green-Beckham	32	549	17.2	47t	4
McCluster	31	260	8.4	35	1
Fasano	26	289	11.1	33	2
Hunter	22	264	12.0	29	1
Andrews	21	174	8.3	23	0
Sankey	14	139	9.9	30	1
Stevens	12	121	10.1	27	2
Fowler	5	44	8.8	19	1
Coffman	4	42	10.5	16	0
Supernaw	3	32	10.7	16	0
Turzilli	2	25	12.5	18	0
McBride	2	8	4.0	7	1
Mariota	1	41	41.0	41t	1
Cobb	1	-2	-2.0	-2	0
Team	342	3893	11.4	61t	25
Opponents	319	3949	12.4	69t	34

INTERCEPTIONS	No	Yds	Avg	Lg	TD
Brown	2	45	22.5	45	0
Sensabaugh	2	42	21.0	26t	1
Griffin	1	29	29.0	29	0
Cox	1	27	27.0	27	0
Bass	1	8	8.0	8	0
Mount	1	8	8.0	8	0
Searcy	1	5	5.0	5	0
Webb	1	0	0.0	0	0
Williamson	1	0	0.0	0	0
Team	11	164	14.9	45	1
Opponents	17	263	15.5	69t	3

PUNTING	No	Yds	Avg	Net	TB	In	Lg	B
Kern	88	4175	47.4	40.3	1	34	61	0
Team	88	4175	47.4	40.3	1	34	61	0
Opponents	74	3568	48.2	43.0	4	24	65	0

PUNT RETURNS	No	FC	Yds	Avg	Lg	TD
McCluster	24	15	217	9.0	37	0
Douglas	11	2	73	6.6	18	0
Cox	3	0	17	5.7	9	0
Team	38	17	307	8.1	37	0
Opponents	47	23	605	12.9	78t	1

KICKOFF RETURNS	No	Yds	Avg	Lg	TD
McCluster	13	285	21.9	32	0
McBride	10	190	19.0	31	0
Sankey	9	192	21.3	34	0
Andrews	1	13	13.0	13	0
Team	33	680	20.6	34	0
Opponents	22	599	27.2	75	0

FIELD GOALS	1-19	20-29	30-39	40-49	50+
Succop	0/0	3/3	3/3	7/7	1/3
Team	0/0	3/3	3/3	7/7	1/3
Opponents	1/1	6/6	9/9	6/9	1/2

TEAM/Succop: () () (38G,21G) (21G,41G) (37G) () (35G,44G) (51G,29G,55N) (45G) (47G,49G,53N) () () (49G) () (49G)
OPP: () () () (30G) (27G,47N) (38G,24G) (46B) (48G) (19G) (31G,32G,20G,36G) (24G) () (53N,47G,27G,42G) (43G,48N,38G,42G,32G) (22G,36G) (49G,52G,35G)

SACKS
 Casey 7, Orakpo 7, Woodyard 5, Morgan 4.5, Klug 4, Williamson 3.5, Blackson 2.5, Bass 1.5, Griffin 1, Stafford 1, Tavai 1, Brown 0.5, Searcy 0.5
Titans 39, Opponents 54

TACKLES (Solo-Assists-Total)
 Williamson (79-58-137), Woodyard (70-40-110), Griffin (67-34-101), Brown (65-33-98), Casey (48-38-86), Jones (45-22-67), Orakpo (44-20-64), Sensabaugh (42-16-58), Searcy (41-13-54), Bass (23-19-42), Morgan (20-14-34), Cox (26-5-31), Woods (14-17-31), Klug (13-13-26), Webb (20-2-22), Stafford (16-4-20), Blackson (10-9-19), Hill (7-12-19), Wreh-Wilson (16-1-17), McCourty (10-6-16), Riggs (6-0-6), Huff (5-1-6), Pitlotua (2-2-4), Tavai (2-1-3), Martin (1-2-3), Johnson (1-1-2), Mount (0-1-1)
Team Totals: 692-382-1,074

USUAL STARTING LINEUP

OFFENSE

WR	Harry Douglas (83)
TE	Delanie Walker (82)
LT	Taylor Lewan (77)
LG	Byron Bell (76)/Quinton Spain (60)
C	Brian Schwenke (62)/Andy Gallik (69)
RG	Chance Warmack (70)
RT	Jeremiah Poutasi (73)/Byron Bell (76)
TE	Craig Stevens (88)/Anthony Fasano (80)
WR	Kendall Wright (13)
QB	Marcus Mariota (8)
RB	Antonio Andrews (26)

DEFENSE

DE	DaQuan Jones (90)
NT	Al Woods (96)/Sammie Hill (94)
DT	Jurrell Casey (99)
OLB	Derrick Morgan (91)/David Bass (51)
ILB	Wesley Woodyard (59)
ILB	Avery Williamson (54)
OLB	Brian Orakpo (98)
CB	Perrish Cox (29)
SS	Da'Norris Searcy (21)
FS	Michael Griffin (33)
CB	Coty Sensabaugh (24)

SPECIALISTS

K	Ryan Succop (8)
P	Brett Kern (6)
KR/PR	Dexter McCluster (22)

Pro Bowl [All-Pro](#)

GM: Ruston Webster; **Head Coach:** Ken Whisenhunt (first seven games), Mike Mularkey (final nine games)
Asst. Coaches: Dick LeBeau (asst. HC/def.), Ray Horton (def. coord.), Jason Michael (off. coord.), Steve Watterson (strength and cond.), Bob Bostad (OL), Steve Brown (asst. secondary), Louie Cioffi (secondary), Sylvester Croom (RB), Nick Eason (asst. DL), Steve Hoffman (ST asst.), Shawn Jefferson (WR), Nate Kaczor (ST), Cannon Matthews (qual. ctl. coord. - def.), John McNulty (QB), Mike Mularkey (TE*), Arthur Smith (asst. TE*), Gift Smith (DL), Lou Spanos (LB), Luke Stechel (off. asst.), Mike Sullivan (asst. OL), Jason Tucker (asst. WR)

* Mularkey - tight ends coach first seven games, head coach final nine games; Smith - assistant tight ends coach first seven games, tight ends coach final nine games

AMERICAN FOOTBALL CONFERENCE STANDINGS

AFC EAST	W	L	T	Pct
New England	12	4	0	.750
New York Jets	10	6	0	.625
Buffalo	8	8	0	.500
Miami	6	10	0	.375
AFC NORTH	W	L	T	Pct
Cincinnati	12	4	0	.750
* Pittsburgh	10	6	0	.625
Baltimore	5	11	0	.313
Cleveland	3	13	0	.188
AFC SOUTH	W	L	T	Pct
Houston	9	7	0	.563
Indianapolis	8	8	0	.500
Jacksonville	5	11	0	.313
Tennessee	3	13	0	.188
AFC WEST	W	L	T	Pct
Denver	12	4	0	.750
* Kansas City	11	5	0	.688
Oakland	7	9	0	.438
San Diego	4	12	0	.250

NATIONAL FOOTBALL CONFERENCE STANDINGS

NFC EAST	W	L	T	Pct
Washington	9	7	0	.563
Philadelphia	7	9	0	.438
New York Giants	6	10	0	.375
Dallas	4	12	0	.250
NFC NORTH	W	L	T	Pct
Minnesota	11	5	0	.688
* Green Bay	10	6	0	.625
Detroit	7	9	0	.438
Chicago	6			

2014 SEASON (2-14 REGULAR SEASON, 0-0 PLAYOFFS) • 4TH PLACE AFC SOUTH

DATE	OPPONENT	SCORE	W/L	ATT
Sep. 7	at Kansas City	26-10	W	73,569
Sep. 14	DALLAS	10-26	L	69,143
Sep. 21	at Cincinnati	7-33	L	56,743
Sep. 28	at Indianapolis	17-41	L	64,757
Oct. 5	CLEVELAND	28-29	L	69,143
Oct. 12	JACKSONVILLE	16-14	W	69,143
Oct. 19	at Washington	17-19	L	75,227
Oct. 26	HOUSTON	16-30	L	69,143
Nov. 9	at Baltimore	7-21	L	70,914
Nov. 17	PITTSBURGH	24-27	L	69,143
Nov. 23	at Philadelphia	24-43	L	69,596
Nov. 30	at Houston	21-45	L	71,714
Dec. 7	NEW YORK GIANTS	7-36	L	69,143
Dec. 14	NEW YORK JETS	11-16	L	69,143
Dec. 18	at Jacksonville	13-21	L	61,202
Dec. 28	INDIANAPOLIS	10-27	L	69,143

	TITANS	OPP
Total First Downs	258	357
Rushing	75	119
Passing	159	211
Penalty	24	27
3rd Down: Made/Att	59/196	94/227
3rd Down Pct.	30.1	41.4
4th Down: Made/Att	6/17	5/11
4th Down Pct.	35.3	45.5
Possession Avg.	27:31	32:29
Total Net Yards	4859	5968
Avg. Per Game	303.7	373.0
Total Plays	919	1099
Avg. Per Play	5.3	5.4
Net Yards Rushing	1447	2195
Avg. Per Game	90.4	137.2
Total Rushes	356	515
Net Yards Passing	3412	3773
Avg. Per Game	213.3	235.8
Sacked/Yards Lost	50/326	39/222
Gross Yards	3738	3995
Att./Completions	513/299	545/347
Completion Pct.	58.3	63.7
Had Intercepted	16	12
Punts/Average	89/46.3	73/46.0
Net Punting Avg.	89/40.8	73/41.2
Penalties/Yards	111/961	93/731
Fumbles/Ball Lost	23/10	7/4
Touchdowns	28	48
Rushing	6	17
Passing	20	28
Returns	2	3

BY PERIODS	1	2	3	4	OT	PTS
Team	40	94	73	47	0	254
Opponents	105	110	97	126	0	438

SCORING	TD	RU	PA	RT	PAT	FG	S	TP
Succop	0	0	0	0	27/27	19/22	0	84
Wright	6	0	6	0			0	36
Walker	4	0	4	0			0	24
Hunter	3	0	3	0			0	18
Greene	2	2	0	0			0	12
Sankey	2	2	0	0			0	12
L. Washington	2	0	2	0			0	12
N. Washington	2	0	2	0			0	12
Battle	1	1	0	0			0	6
Coffman	1	0	1	0			0	6
Hagan	1	0	1	0			0	6
Huff	1	0	0	1b			0	6
Locker	1	1	0	0			0	6
McCluster	1	0	1	0			0	6
McCourtly	1	0	0	1a			0	6
Team	28	6	20	2	27/27	19/22	1	254
Opponents	48	17	28	3	47/47	33/39	2	438

2-Pt Conversions: **TM 0-1, OPP 0-1**

FUM/Lost: Mettenberger 4/2, Locker 3/1, L. Washington 3/1, Whitehurst 3/0, Sankey 2/2, Spencer 2/0, Walker 2/0, Greene 1/1, McCluster 1/1, Schwenke 1/1, Wright 1/1

RUSHING	No	Yds	Avg	Lg	TD
Sankey	152	569	3.7	22	2
Greene	94	392	4.2	52	2
Locker	22	142	6.5	29	1
McCluster	40	131	3.3	16	0
Whitehurst	20	90	4.5	23	0
L. Washington	13	57	4.4	16	0
Wright	4	54	13.5	38	0
Battle	5	9	1.8	5	1
Mettenberger	5	4	0.8	8	0

PASSING	Att	Cmp	Pct	Yards	Yds/Att	TD	Int	Lg	Sk/Yds	Rating
Whitehurst	185	105	56.8	1,236	7.17	7	2	75t	18/103	87.4
Mettenberger	179	107	59.8	1,412	7.89	8	7	80t	18/138	83.4
Locker	146	86	58.9	993	6.80	5	7	61t	14/85	70.9
Palmer	3	1	33.3	7	2.33	0	0	7	0/0	42.4
Team	513	299	58.3	3,738	7.29	20	16	80t	50/326	81.0
Opponents	545	347	63.7	3,995	7.33	28	12	80	39/222	93.6

Palmer	1	-1	-1.0	-1	0
Team	356	1447	4.1	52	6
Opponents	515	2195	4.3	62t	17

RECEIVING	No	Yds	Avg	Lg	TD
Walker	63	890	14.1	68	4
Wright	57	715	12.5	48	6
N. Washington	40	647	16.2	80t	2
Hunter	28	498	17.8	75t	3
McCluster	26	197	7.6	25	1
L. Washington	22	159	7.2	25	2
Hagan	19	254	13.4	38t	1
Sankey	18	133	7.4	18	0
Coffman	6	64	10.7	18	1
Durham	6	54	9.0	14	0
Battle	5	28	5.6	12	0
Stevens	2	26	13.0	20	0
Thompson	2	24	12.0	13	0
Andrews	2	11	5.5	6	0
Greene	1	13	13.0	13	0
Klug	1	9	9.0	9	0
Schwenke	1	6	6.0	6	0
Whitehurst	0	10	---	10	0
Team	299	3738	12.5	80t	20
Opponents	347	3995	11.5	80	28

INTERCEPTIONS	No	Yds	Avg	Lg	TD
McCourtly	3	0	0.0	0	0
Woodyard	2	20	10.0	13	0
Griffin	2	12	6.0	12	0
Wreh-Wilson	1	34	34.0	34	0
Stafford	1	33	33.0	33	0
Huff	1	23	23.0	23t	1
Ghee	1	0	0.0	0	0
Wilson	1	0	0.0	0	0
Team	12	122	10.2	34	1
Opponents	16	214	13.4	67	1

PUNTING	No	Yds	Avg	Net	TB	In	Lg	B
Kern	88	4118	46.8	40.8	7	28	79	1
Team	89	4118	46.3	40.8	7	28	79	1
Opponents	73	3356	46.0	41.2	7	26	69	0

PUNT RETURNS	No	FC	Yds	Avg	Lg	TD
McCluster	22	14	155	7.0	48	0
L. Washington	7	4	47	6.7	10	0
Griffin	1	0	5	5.0	5	0
Team	30	18	207	6.9	48	0
Opponents	43	25	350	8.1	30	0

KICKOFF RETURNS	No	Yds	Avg	Lg	TD
L. Washington	31	738	23.8	52	0
Sankey	7	198	28.3	42	0
Andrews	5	110	22.0	27	0
Battle	2	43	21.5	22	0
Klug	2	32	16.0	20	0
Martin	1	0	0.0	0	0
Team	48	1121	23.4	52	0
Opponents	31	855	27.6	107t	1

FIELD GOALS	1-19	20-29	30-39	40-49	50+
Succop	0/0	5/5	7/7	5/8	2/2
Team	0/0	5/5	7/7	5/8	2/2
Opponents	1/1	9/9	12/12	7/11	4/6

Titans/Succop: (36G,31G,46G,47G) (47G) (40N,44N) (36G) (3) (25G,21G,42G) (36G) (35G) (20G) (20G) (42N) (40G, 33G,51G) (50G,23G) (31G)
OPP: (35G,48N) (48G,44G,51G,48G) (29G) (31G,30G) (38G,42G) (55B)(31G,31G,27G,22G) (30G,29G,49G) (49G,23G) (36G,26G,49N,35G,30G,50G) (37G,43B) (20G,19G,36G,52G,42G) (53N,51G) (23G,46N,26G)

SACKS
 Morgan 6.5, Casey 5, Griffin 3, Hill 3, Williamson 3, Woodyard 2.5, Klug 2, Phillips TM 2, Pitoitua 2, Wimbley 2, Groves 1, Huff 1, D. Jones 1, Pollard 1, Sensabaugh 1, Stafford 1, Wilson 1, Woods 1
Titans 39, Opponents 50

TACKLES (Solo-Assists-Total)
 Woodyard (66-68-134), Griffin (83-32-115), Williamson (55-52-107), Casey (58-28-86), McCourtly (77-8-85), Morgan (52-30-82), Wilson (49-16-65), Wreh-Wilson (47-10-57), Hill (30-17-47), Pitoitua (21-24-45), Sensabaugh (37-7-44), Wimbley (18-23-41), Stafford (24-9-33), Klug (21-10-31), Woods (14-17-31), Phillips (14-14-28), Martin (10-18-28), Pollard (22-4-26), Gooden (15-9-24), Groves (12-7-19), Huff (8-6-14), Jones (7-6-13), Harris (8-1-9), Moch (3-1-4), Ghee (3-0-3), Brown (1-0-1)
Team Totals: 755-417-1,172

USUAL STARTING LINEUP

OFFENSE
 WR Nate Washington (85)
 TE Delanie Walker (82)
 LT Taylor Lewan (77)
 LG Andy Levitre (67)
 C Brian Schwenke (62)
 RG Chance Warmack (70)
 RT Michael Oher (72)
 TE Craig Stevens (88)/Brett Brackett (87)
 WR Kendall Wright (13)
 QB Zach Mettenberger (7)
 RB Bishop Sankey (20)

DEFENSE
 DE Ropati Pitoitua (92)
 NT Sammie Hill (94)
 DT Jurrell Casey (99)
 OLB Derrick Morgan (91)
 ILB Wesley Woodyard (59)
 ILB Avery Williamson (54)
 OLB Kameron Wimbley (95)
 CB Bliidi Wreh-Wilson (25)
 SS George Wilson (21)
 FS Michael Griffin (33)
 CB Jason McCourtly (30)

SPECIALISTS
 K Ryan Succop (8)
 P Brett Kern (6)
 KR/PR Leon Washington (26)

Pro Bowl All-Pro

GM: Ruston Webster; **Head Coach:** Ken Whisenhunt
Asst. Coaches: Ray Horton (def. coord.), Jason Michael (off. coord.), Bob Bostad (off. line), Steve Brown (asst. sec. coord.), Louie Cioffi (secondary), Sylvester Croom (RB), Nick Eason (asst. DL), Steve Hoffman (ST asst.), Shawn Jefferson (WR), Nate Kaczor (ST), Cannon Matthews (qual. ctl. coord. - def.), John McNulty (QB), Mike Mularkey (TE), Kevin Patullo (asst. WR), Arthur Smith (asst. TE), Giff Smith (DL), Lou Spanos (LB), Luke Stechel (off. asst.), Mike Sullivan (asst. OL), Steve Watterson (strength and cond.)

AMERICAN FOOTBALL CONFERENCE STANDINGS

AFC EAST	W	L	T	Pct
New England	12	4	0	.750
Buffalo	9	7	0	.563
Miami	8	8	0	.500
New York Jets	4	12	0	.250
AFC NORTH	W	L	T	Pct
Pittsburgh	11	5	0	.688
* Cincinnati	10	5	1	.656
* Baltimore	10	6	0	.625
Cleveland	7	9	0	.438
AFC SOUTH	W	L	T	Pct
Indianapolis	11	5	0	.688
Houston	9	7	0	.563
Jacksonville	3	13	0	.188
Tennessee	2	14	0	.125
AFC WEST	W	L	T	Pct
Denver	12	4	0	.750
Kansas City	9	7	0	.563
San Diego	9	7	0	.563
Oakland	3	13	0	.188

NATIONAL FOOTBALL CONFERENCE STANDINGS

NFC EAST	W	L	T	Pct
Dallas	12	4	0	.750
Philadelphia	10	6	0	.625
New York Giants	6	10	0	.375
Washington	4	12	0	.250
NFC NORTH	W	L	T	Pct
Green Bay	12	4	0	.750
* Detroit	11	5	0	.688
Minnesota	7	9	0	.438
Chicago	5	11	0	.313
NFC SOUTH	W	L	T	Pct
Carolina	7	8	1	.469
New Orleans	7	9	0	.438
Atlanta	6	10	0	.375
Tampa Bay	2	14	0	.125
NFC WEST	W	L	T	Pct
Seattle	12	4	0	.750
* Arizona	11	5	0	.688
San Francisco	8	8	0	.500
St. Louis	6	10	0	.375

* Wild Card for Playoffs

2013 SEASON (7-9 REGULAR SEASON, 0-0 PLAYOFFS) • 2ND PLACE AFC SOUTH

DATE	OPPONENT	SCORE	W/L	ATT
Sep. 8	at Pittsburgh	16-9	W	61,585
Sep. 15	at Houston	24-30*	L	71,718
Sep. 22	SAN DIEGO	20-17	W	69,143
Sep. 29	NEW YORK JETS	38-13	W	69,143
Oct. 6	KANSAS CITY	17-26	L	69,143
Oct. 13	at Seattle	13-20	L	68,127
Oct. 20	SAN FRANCISCO	17-31	L	69,143
Nov. 3	at St. Louis	28-21	W	54,617
Nov. 10	JACKSONVILLE	27-29	L	69,143
Nov. 14	INDIANAPOLIS	27-30	L	69,143
Nov. 24	at Oakland	23-19	W	46,001
Dec. 1	at Indianapolis	14-22	L	65,502
Dec. 8	at Denver	28-51	L	76,554
Dec. 15	ARIZONA	34-37*	L	69,143
Dec. 22	at Jacksonville	20-16	W	60,559
Dec. 29	HOUSTON	16-10	W	69,143

	TITANS	OPP
Total First Downs	311	329
Rushing	103	108
Passing	172	191
Penalty	36	30
3rd Down: Made/Att	94/227	69/201
3rd Down Pct.	41.4	34.3
4th Down: Made/Att	11/17	7/11
4th Down Pct.	64.7	63.6
Possession Avg.	30:00	30:00
Total Net Yards	5390	5407
Avg. Per Game	336.9	337.9
Total Plays	1032	1027
Avg. Per Play	5.2	5.3
Net Yards Rushing	1894	1795
Avg. Per Game	118.4	112.2
Total Rushes	462	446
Net Yards Passing	3496	3612
Avg. Per Game	218.5	225.8
Sacked/Yards Lost	37/214	36/227
Gross Yards	3710	3839
Att./Completions	533/328	545/344
Completion Pct.	63.1	63.1
Had Intercepted	16	13
Punts/Average	79/42.9	76/45.0
Net Punting Avg.	79/39.7	76/40.0
Penalties/Yards	101/900	95/779
Fumbles/Ball Lost	27/9	24/12
Touchdowns	41	40
Rushing	16	21
Passing	22	15
Returns	3	4

BY PERIODS	1	2	3	4	OT	PTS
Team	71	77	65	149	0	362
Opponents	76	83	88	125	9	381

SCORING	TD	RU	PA	RT	PAT	FG	S	TP
Bironas	0	0	0	0	41/41	25/29	0	116
C. Johnson	10	6	4	0	0	0	0	60
Walker	6	0	6	0	0	0	0	36
Greene	4	4	0	0	0	0	0	24
Hunter	4	0	4	0	0	0	0	24
Fitzpatrick	3	3	0	0	0	0	0	18
N. Washington	3	0	3	0	0	0	0	18
Locker	2	2	0	0	0	0	0	12
Preston	2	0	2	0	0	0	0	12
Wright	2	0	2	0	0	0	0	12
Battle	1	1	0	0	0	0	0	6
Klug	1	0	0	1b	0	0	0	6
McCourty	1	0	0	1c	0	0	0	6
Thompson	1	0	1	0	0	0	0	6
Verner	1	0	0	1a	0	0	0	6
Team	41	16	22	3	41/41	25/29	0	362
Opponents	40	21	15	4	37/38	32/39	3	381

2-Pt Conversions: TM 0-0, OPP 1-1

FUM/Lost: Fitzpatrick 9/2, C. Johnson 3/2, Locker 3/1, Kern 2/0, Williams 2/1, Wright 2/0, Wylie(TM) 2/1, Bailey 1/1, Reynaud(TM) 1/1, Walker 1/0, L. Washington(LG) 1/0, L. Washington(TM) 1/0

RUSHING	No	Yds	Avg	Lg	TD
C. Johnson	279	1077	3.9	30t	6
Greene	77	295	3.8	29	4
Fitzpatrick	43	225	5.2	26	3
Locker	24	155	6.5	39	2
Battle	36	142	3.9	37	1
Kern	2	0	0.0	0	0

PASSING	Att	Cmp	Pct	Yards	Yds/Att	TD	Int	Lg	Sk/Yds	Rating
Fitzpatrick	350	217	62.0	2454	7.01	14	12	77t	21/109	82.0
Locker	183	111	60.7	1256	6.86	8	4	66t	16/105	86.7
Team	533	328	61.5	3710	6.96	22	16	77t	37/214	83.6
Opponents	545	344	63.1	3839	7.04	15	13	55	36/227	83.3

Reynaud	1	0	0.0	0	0
Team	462	1894	4.1	39	16
Opponents	446	1795	4.0	60	21

RECEIVING	No	Yds	Avg	Lg	TD
Wright	94	1079	11.5	45	2
Walker	60	571	9.5	33	6
N. Washington	58	919	15.8	77t	3
C. Johnson	42	345	8.2	66t	4
Hunter	18	354	19.7	57	4
Williams	15	178	11.9	32	0
Britt	11	96	8.7	15	0
Greene	6	39	6.5	28	0
Mooney	6	32	5.3	22	0
Preston	5	37	7.4	10t	2
Battle	4	36	9.0	24	0
Thompson	3	13	4.3	9t	1
Stevens	2	5	2.5	6	0
Shiancoe	2	2	1.0	3	0
Reynaud	1	4	4.0	4	0
Fitzpatrick	1	0	0.0	0	0
Team	328	3710	11.3	77t	22
Opponents	344	3839	11.2	55	15

INTERCEPTIONS	No	Yds	Avg	Lg	TD
Verner	5	68	13.6	34	1
Pollard	3	36	12.0	32	0
Ayers	1	5	5.0	5	0
Brown	1	3	3.0	3	0
McCarthy	1	1	1.0	1	0
Griffin	1	0	0.0	0	0
G. Wilson	1	0	0.0	0	0
Team	13	113	8.7	34	1
Opponents	16	132	8.3	35	1

PUNTING	No	Yds	Avg	Net	TB	In	Lg	B
Kern	78	3386	43.4	39.7	2	32	63	1
Team	79	3386	42.9	39.7	2	32	63	1
Opponents	76	3422	45.0	40.0	7	28	61	0

PUNT RETURNS	No	FC	Yds	Avg	Lg	TD
Reynaud	18	8	135	7.5	35	0
L. Washington	6	9	78	13.0	33	0
Williams	4	3	12	3.0	8	0
Wylie	2	0	4	2.0	4	0
Verner	1	0	11	11.0	11	0
Team	31	20	240	7.7	35	0
Opponents	35	25	210	6.0	24	0

KICKOFF RETURNS	No	Yds	Avg	Lg	TD
L. Washington LG	17	500	29.4	95	0
L. Washington TM	16	481	30.1	95	0
Reynaud	15	355	23.7	40	0
Williams	5	123	24.6	37	0
Wylie	5	94	18.8	23	0
Bailey	1	0	0.0	0	0
Battle	1	26	26.0	26	0
Verner	1	17	17.0	17	0
Team	44	1096	24.9	95	0
Opponents	45	1099	24.4	46	0

FIELD GOALS	1-19	20-29	30-39	40-49	50+
Bironas	0/0	10/10	8/9	5/7	2/3
Team	0/0	10/10	8/9	5/7	2/3
Opponents	2/2	6/6	6/8	15/18	3/5

Bironas/Titans: (26G,44G,27G) (48N,47G) (20G,43N,37G) (26G) (22G,32N) (38G,25G) (31G) (39G,37G) (25G,38G) (33G,22G,23G) (1) (45G,50N,24G) (45G,52G) (42G,55G,37G) (OPP: (1) (50N,50N,46N) (44G,38B) (45G,47G) (29G,24G, 33G,48G) (31G,29G) (44G) (44N) (32G,44G) (48G,30G, 50G) (52G,48G,24G,32N,48N,42G) (47G,48G,45G,37G, 49G) (25G,64G,19G) (25G,47G,41G) (36G) (19G)

SACKS
Casey 10.5, Morgan 6, Brown 4, Pitoitua 4, A. Johnson 3, Wimbley 3, Klug 2, Ayers 1, Fokou 1, Mi. Martin 1, Pollard 0.5
Titans 36, Opponents 37

TACKLES (Solo-Assists-Total)
Pollard (93-49-142), Brown (80-37-117), Griffin (71-35-106), Fokou (67-31-98), Pitoitua (42-49-91), Casey (49-41-90), McCourty (68-9-77), Verner (61-12-73), Ayers (44-12-56), Morgan (31-23-54), McCarthy (35-16-51), Hill (26-14-40), Sensabaugh (29-8-37), A. Johnson (19-16-35), Wilson (25-8-33), Klug (14-12-26), Wimbley (12-12-24), Martin (9-13-22), Edwards (6-4-10), Wreh-Wilson (6-3-9), Gooden (4-3-7), Campbell (3-1-4), Stafford (1-0-1)
Team Totals: 795-408-1,203

USUAL STARTING LINEUP

OFFENSE
WR Nate Washington (85)
TE Craig Stevens (88)
LT Michael Roos (71)
LG Andy Levitre (67)
C Brian Schwenke (62)
RG Chance Warmack (70)
RT David Stewart (76)
TE Delanie Walker (82)
WR Kendall Wright (13)
QB Jake Locker (10)/Ryan Fitzpatrick (4)
RB Chris Johnson (28)

DEFENSE
LE Derrick Morgan (91)
DT Sammie Hill (94)
DT Jurrell Casey (99)
RE Ropati Pitoitua (92)
SLB Akeem Ayers (56)
MLB Moise Fokou (53)
WLB Zach Brown (55)
LCB Jason McCourty (30)
RCB Alterraun Verner (20)
SS Bernard Pollard (31)
FS Michael Griffin (33)

SPECIALISTS

K Rob Bironas (2)
P Brett Kern (6)
KR/PR Leon Washington (26)

Pro Bowl All-Pro

GM: Ruston Webster; **Head Coach:** Mike Munchak
Asst. Coaches: Jerry Gray (def. coord.), Dowell Loggains (off. coord.), Steve Watterson (asst. head coach/strength & cond.), Gregg Williams (senior asst./defense), Steve Brown (asst. secondary), Sylvester Croom (RB), Jonathan Gannon (def. asst./qual. ctl.), George Henshaw (TE), Steve Hoffman (ST asst.), Shawn Jefferson (WR), Nate Kaczor (ST), Bruce Matthews (OL), Brett Maxie (secondary), Keith Millard (def. asst./pass rush specialist), Chet Parlavacchio (LB), Dave Ragone (QB), Tracy Rucker (DL), Arthur Smith (OL/TE asst.)

AMERICAN FOOTBALL CONFERENCE STANDINGS

AFC EAST	W	L	T	Pct
New England	12	4	0	.750
New York Jets	8	8	0	.500
Miami	8	8	0	.500
Buffalo	6	10	0	.375
AFC NORTH	W	L	T	Pct
Cincinnati	11	5	0	.688
Pittsburgh	8	8	0	.500
Baltimore	8	8	0	.500
Cleveland	4	12	0	.250
AFC SOUTH	W	L	T	Pct
Indianapolis	11	5	0	.688
Tennessee	7	9	0	.438
Jacksonville	4	12	0	.250
Houston	2	14	0	.125
AFC WEST	W	L	T	Pct
Denver	13	3	0	.813
* Kansas City	11	5	0	.688
* San Diego	9	7	0	.563
Oakland	4	12	0	.250

NATIONAL FOOTBALL CONFERENCE STANDINGS

NFC EAST	W	L	T	Pct
Philadelphia	10	6	0	.625
Dallas	8	8	0	.500
New York Giants	7	9	0	.438
Washington	3	13	0	.188
NFC NORTH	W	L	T	Pct
Green Bay	8	7	1	.531
Chicago	8	8	0	.500
Detroit	7	9	0	.438
Minnesota	5	10	1	.344
NFC SOUTH	W	L	T	Pct
Carolina	12	4	0	.750
* New Orleans	11	5	0	.688
Atlanta	4	12	0	.250
Tampa Bay	4	12	0	.250
NFC WEST	W	L	T	Pct
Seattle	13	3	0	.813
* San Francisco	12	4	0	.750
Arizona	10	6	0	.625
St. Louis Rams	7	9	0	.438

* Wild Card for Playoffs

2012 SEASON (6-10 REGULAR SEASON, 0-0 PLAYOFFS) • 3RD PLACE AFC SOUTH

DATE	OPPONENT	SCORE	W/L	ATT
Sep. 9	NEW ENGLAND	13-34	L	69,143
Sep. 16	at San Diego	10-38	L	60,804
Sep. 23	DETROIT	44-41*	W	69,143
Sep. 30	at Houston	14-38	L	71,581
Oct. 7	at Minnesota	7-30	L	57,652
Oct. 11	PITTSBURGH	26-23	W	69,143
Oct. 21	at Buffalo	35-34	W	68,836
Oct. 28	INDIANAPOLIS	13-19*	L	69,143
Nov. 4	CHICAGO	20-51	L	69,143
Nov. 11	at Miami	37-3	W	60,165
Nov. 18	BYE			
Nov. 25	at Jacksonville	19-24	L	63,323
Dec. 2	HOUSTON	10-24	L	69,143
Dec. 9	at Indianapolis	23-27	L	64,688
Dec. 17	NEW YORK JETS	14-10	W	69,143
Dec. 23	at Green Bay	7-55	L	70,508
Dec. 30	JACKSONVILLE	38-20	W	69,143

* Overtime

	TITANS	OPP				
Total First Downs	260	358				
Rushing	70	122				
Passing	166	210				
Penalty	24	26				
3rd Down: Made/Att	83/217	85/214				
3rd Down Pct.	38.2	39.7				
4th Down: Made/Att	5/15	6/14				
4th Down Pct.	33.3	42.9				
Possession Avg.	27:18	32:42				
Total Net Yards	5,010	5,999				
Avg. Per Game	313.1	374.9				
Total Plays	957	1,086				
Avg. Per Play	5.2	5.5				
Net Yards Rushing	1,687	2,035				
Avg. Per Game	105.4	127.2				
Total Rushes	378	483				
Net Yards Passing	3,323	3,964				
Avg. Per Game	207.7	247.8				
Sacked/Yards Lost	39/254	39/241				
Gross Yards	3,577	4,205				
Att./Completions	540/318	564/374				
Completion Pct.	58.9	66.3				
Had Intercepted	16	19				
Punts/Average	83/46.4	70/44.1				
Net Punting Avg.	83/40.4	70/36.1				
Penalties/Yards	106/847	86/717				
Fumbles/Ball Lost	21/12	15/5				
Touchdowns	36	55				
Rushing	10	16				
Passing	17	31				
Returns	9	8				
BY PERIODS	1	2	3	4	OT	PTS
Team	72	94	66	95	3	330
Opponents	155	58	116	136	6	471

SCORING	TD	RU	PA	RT	PAT	FG	S	TP
Bironas	0	0	0	0	35/35	25/31	0	110
C. Johnson	6	6	0	0			0	36
Britt	4	0	4	0			0	26
Cook	4	0	4	0			0	24
Washington	4	0	4	0			0	24
Wright	4	0	4	0			0	24
Harper	3	3	0	0			0	18
Reynaud	3	0	0	3b			0	18
Brown	2	0	0	2f			0	12
Campbell	1	0	0	1a			0	6
Locker	1	1	0	0			0	6
McCarthy	1	0	0	1d			0	6
Stevens	1	0	1	0			0	6
Verner	1	0	0	1c			0	6
Witherspoon	1	0	0	1e			0	6
Team Defense	0	0	0	0			1	2
Team	36	10	17	9	35/35	25/31	1	330
Opponents	55	16	31	8	52/52	29/31	0	471

2-Pt Conversions: Britt, TM 1-1, OPP 1-2

FUM/Lost: C. Johnson 5/4, Locker 4/4, Hasselbeck 3/1, Britt 2/1, Stevens 2/0, Brown 1/0, Cook 1/1, Reynaud 1/0, Washington 1/0, Wright 1/1

RUSHING	No	Yds	Avg	Lg	TD
C. Johnson	276	1,243	4.5	94t	6
Locker	41	291	7.1	32	1
Hasselbeck	13	38	2.9	16	0
Reynaud	16	33	2.1	11	0
Harper	19	30	1.6	13	3
Mooney	5	19	3.8	8	0

PASSING	Att	Cmp	Pct	Yards	Yds/Att	TD	Int	Lg	Sk/Yds	Rating
Locker	314	177	2,176	56.4	6.93	10	11	71t	25/151	74.0
Hasselbeck	221	138	1,367	62.4	6.19	7	5	37	14/103	81.0
Smith	5	3	34	60.0	6.80	0	0	17	0/0	80.4
Team	540	318	3,577	58.9	6.62	17	16	71t	39/254	76.9
Opponents	564	374	4,205	66.3	7.46	31	19	82t	39/241	92.7

Ringer	2	14	7.0	9	0
Babineaux	1	10	10.0	10	0
Q. Johnson	4	5	1.3	3	0
Wright	1	4	4.0	4	0
Team	378	1,687	4.5	94t	10
Opponents	483	2,035	4.2	46	16

RECEIVING	No	Yds	Avg	Lg	TD
Wright	64	626	9.8	38	4
Washington	46	746	16.2	71t	4
Britt	45	589	13.1	46	4
Cook	44	523	11.9	61t	4
C. Johnson	36	232	6.4	22	0
Williams	30	324	10.8	27	0
Stevens	23	275	12.0	46	1
Thompson	6	46	7.7	12	0
Hawkins	5	62	12.4	42	0
Preston	5	59	11.8	21	0
Q. Johnson	5	40	8.0	17	0
Reynaud	5	35	7.0	9	0
Ringer	3	12	4.0	6	0
Harper	1	8	8.0	8	0
Team	318	3,577	11.2	71t	17
Opponents	374	4,205	11.2	82t	31

INTERCEPTIONS	No	Yds	Avg	Lg	TD
Griffin	4	59	14.8	33	0
McCourty	4	29	7.3	28	0
Brown	3	156	52.0	79t	2
Verner	2	11	5.5	11	0
McCarthy	1	49	49.0	49t	1
Witherspoon	1	40	40.0	40t	1
Babineaux	1	10	10.0	10	0
Ayers	1	2	2.0	2	0
R. Johnson	1	2	2.0	2	0
Afalava	1	0	0.0	0	0
Team	19	358	18.8	79t	4
Opponents	16	260	16.3	63t	4

PUNTING	No	Yds	Avg	Net	TB	In	Lg	B
Kern	81	3,855	47.6	40.4	5	30	71	2
Team	83	3,855	46.4	40.4	5	30	71	2
Opponents	70	3,084	44.1	36.1	4	29	67	1

PUNT RETURNS	No	FC	Yds	Avg	Lg	TD
Reynaud	31	17	410	13.2	81t	2
Campbell	0	0	65	---	65t	1
Team	31	17	475	15.3	81t	3
Opponents	39	15	405	10.4	58	0

KICKOFF RETURNS	No	Yds	Avg	Lg	TD
Reynaud	53	1,240	23.4	105t	1
Hawkins	7	205	29.3	71	0
McCourty	1	14	14.0	14	0
Stevens	1	18	18.0	18	0
Witherspoon	1	6	6.0	6	0
Williams	0	6	---	6	0
Team	63	1,489	23.6	105t	1
Opponents	33	860	26.1	89t	1

FIELD GOALS	1-19	20-29	30-39	40-49	50+
Bironas	0/0	6/6	13/13	5/10	1/2
Team	0/0	6/6	13/13	5/10	1/2
Opponents	0/0	11/11	5/6	9/9	4/5

Bironas/Titans: (28G,24G) (23G) (31G,38G,41N,48N,26G) () () (22G,38G,47G,40G) () (39G,45N,30G) (39G) (37G,38G, 53G) (38G,42N,40G,39G,33G) (37G) (57N,40G,31G,25G) (46B) () (48G)
 OPP: (25G,31G) (26G) (47G,53G,33G,26G) (33G) (42G, 36G,26G) (29G,28G,52G,54N) (31G,42G) (20G,37G,44G) (40G,25G,22G) (40G) (41G) (50G) (53G,40G) (22G) (26G,48G) ()

SACKS
Morgan 6.5, Ayers 6, Wimbley 6, Brown 5.5, Klug 3.5, Casey 3, Mi. Martin 3, Wynn 2, Marks 1.5, Griffin 1, Witherspoon 1
Titans 39, Opponents 39

TACKLES (Solo-Assists-Total)
Ayers (79-31-110), Griffin (72-31-103), McCourty (79-14-93), Brown (70-23-93), Babineaux (66-26-92), Casey (38-42-80), Verner (66-12-78), Morgan (35-31-66), Marks (31-32-63), Witherspoon (32-16-48), McCarthy (32-13-45), Mouton (33-9-42), Mike Martin (23-17-40), Shaw (30-8-38), Wimbley (18-20-38), Sensabaugh (23-4-17), Afalava (13-10-23), Robert Johnson (10-3-13), Diles (8-5-12), Klug (8-4-12), Wynn (6-6-12), Solomon (3-6-9), Campbell (6-0-6), Dawson (3-2-5), DaJohn Harris (1-4-5), Egboh (2-0-2)
Team Totals: 787-369-1,156

USUAL STARTING LINEUP

OFFENSE

WR	Nate Washington (85)
TE	Jared Cook (89)
LT	Michael Roos (71)
LG	Steve Hutchinson (73)
C	Fernando Velasco (61)
RG	Leroy Harris (64)/Deuce Lutui (72)
RT	David Stewart (76)
TE	Craig Stevens (88)
WR	Kenny Britt (18)
QB	Jake Locker (10)
RB	Chris Johnson (28)

DEFENSE

LE	Derrick Morgan (91)
DT	Sen'Derrick Marks (94)
DT	Jurrell Casey (99)
RE	Kameron Wimbley (95)
LLB	Akeem Ayers (56)
MLB	Colin McCarthy (52)/Will Witherspoon (92)
RLB	Zach Brown (55)
LCB	Jason McCourty (30)
RCB	Alterraun Verner (20)
SS	Jordan Babineaux (26)
FS	Michael Griffin (33)

SPECIALISTS

K	Rob Bironas (2)
P	Brett Kern (6)
KR/PR	Darius Reynaud (25)

Pro Bowl All-Pro

GM: Ruston Webster; **Head Coach:** Mike Munchak
Asst. Coaches: Jerry Gray (def. coord.), Chris Palmer/Dowell Loggains* (off. coord.), Steve Watterson (asst. head coach/strength & cond.), Steve Brown (asst. secondary), Frank Bush (LB), Jonathan Gannon (def. asst./qual. ctl.), Nate Kaczor (asst. off. line), Alan Lowry (ST), Bruce Matthews (OL), Brett Maxie (secondary), Keith Millard (def. asst./pass rush specialist), Chet Parlavacchio (ST asst.), Dave Ragone (WR), Tracy Rucker (DL), Jim Skipper (RB), Arthur Smith (off. asst./qual. ctl.), John Zernhelt (TE)

* Palmer was offensive coordinator for first 11 games; Loggains was quarterbacks coach/passing game for first 11 games and offensive coordinator for final five games.

AMERICAN FOOTBALL CONFERENCE STANDINGS

AFC EAST	W	L	T	Pct
New England	12	4	0	.750
Miami	7	9	0	.438
New York Jets	6	10	0	.375
Buffalo	6	10	0	.375
AFC NORTH	W	L	T	Pct
Baltimore	10	6	0	.625
* Cincinnati	10	6	0	.625
Pittsburgh	8	8	0	.500
Cleveland	5	11	0	.313
AFC SOUTH	W	L	T	Pct
Houston	12	4	0	.750
* Indianapolis	11	5	0	.688
Tennessee	6	10	0	.375
Jacksonville	2	14	0	.125
AFC WEST	W	L	T	Pct
Denver	13	3	0	.813
San Diego	7	9	0	.438
Oakland	4	12	0	.250
Kansas City	2	14	0	.125

NATIONAL FOOTBALL CONFERENCE STANDINGS

NFC EAST	W	L	T	Pct
Washington	10	6	0	.625
New York Giants	9	7	0	.563
Dallas	8	8	0	.500
Philadelphia	4	12	0	.250
NFC NORTH	W	L	T	Pct
Green Bay	11	5	0	.688
* Minnesota	10	6	0	.625
Chicago	10	6	0	.625
Detroit	4	12	0	.250
NFC SOUTH	W	L	T	Pct
Atlanta	13	3	0	.813
Carolina	7	9	0	.438
New Orleans	7	9	0	.438
Tampa Bay	7	9	0	.438
NFC WEST	W	L	T	Pct
San Francisco</				

2011 SEASON (9-7 REGULAR SEASON, 0-0 PLAYOFFS) • 2ND PLACE AFC SOUTH

DATE	OPPONENT	SCORE	W/L	ATT
Sep. 11	at Jacksonville	14-16	L	61,619
Sep. 18	BALTIMORE	26-13	W	69,143
Sep. 25	DENVER	17-14	W	69,143
Oct. 2	at Cleveland	31-13	W	66,240
Oct. 9	at Pittsburgh	17-38	L	63,875
Oct. 16	BYE			
Oct. 23	HOUSTON	7-41	L	69,143
Oct. 30	INDIANAPOLIS	27-10	W	69,143
Nov. 6	CINCINNATI	17-24	L	69,143
Nov. 13	at Carolina	30-3	W	72,409
Nov. 20	at Atlanta	17-23	L	68,164
Nov. 27	TAMPA BAY	23-17	W	69,143
Dec. 4	at Buffalo	23-17	W	56,463
Dec. 11	NEW ORLEANS	17-22	L	69,143
Dec. 18	at Indianapolis	13-27	L	64,271
Dec. 24	JACKSONVILLE	23-17	W	69,143
Jan. 1	at Houston	23-22	W	71,512

	TITANS	OPP
Total First Downs	281	324
Rushing	71	111
Passing	185	187
Penalty	25	26

3rd Down: Made/Att	80/218	96/236
3rd Down Pct.	36.7	40.7
4th Down: Made/Att	10/14	8/20
4th Down Pct.	71.4	40.0
Possession Avg.	27:52	32:08

Total Net Yards	5361	5682
Avg. Per Game	335.1	355.1
Total Plays	984	1080
Avg. Per Play	5.4	5.3

Net Yards Rushing	1438	2053
Avg. Per Game	89.9	128.3
Total Rushes	376	461

Net Yards Passing	3923	3629
Avg. Per Game	245.2	226.8
Sacked/Yards Lost	24/190	28/180
Gross Yards	4113	3809

Att./Completions	584/353	591/369
Completion Pct.	60.4	62.4
Had Intercepted	14	11
Punts/Average	86/43.6	83/43.7
Net Punting Avg.	86/39.4	83/36.4
Penalties/Yards	104/960	99/812

Fumbles/Ball Lost	17/8	20/12
Touchdowns	34	34
Rushing	8	10
Passing	22	21
Returns	4	3

BY PERIODS	1	2	3	4	OT	PTS
Team	57	110	67	91	0	325
Opponents	64	79	74	100	0	317

SCORING	TD	RU	PA	RT	PAT	FG	S	TP
Bironas	0	0	0	0	34/34	29/32	0	121
Washington	8	1	7	0	0	0	0	48
Williams	5	0	5	0	0	0	0	30
C. Johnson	4	4	0	0	0	0	0	24
Britt	3	0	3	0	0	0	0	18
Cook	3	0	3	0	0	0	0	18
Avery	1	0	1	0	0	0	0	6
Babineaux	1	0	0	1a	0	0	0	6
Campbell	1	0	0	1d	0	0	0	6
D. Graham	1	0	1	0	0	0	0	6
Harper	1	1	0	0	0	0	0	6
L. Hawkins	1	0	1	0	0	0	0	6
Locker	1	1	0	0	0	0	0	6
Mariani	1	0	0	1c	0	0	0	6
McCourty	1	0	0	1b	0	0	0	6
Ringer	1	1	0	0	0	0	0	6
Stevens	1	0	1	0	0	0	0	6
Team	34	8	22	4	34/34	29/32	0	325
Opponents	34	10	21	3	32/32	27/28	0	317

2-Pt Conversions: Titans 0-0, Opponents 0-2
--

FUM/Lost: Hasselbeck 4/1, C. Johnson 3/1, Cook 2/2, Amato 1/0, Britt 1/1, Campbell 1/0, Hall 1/1, Harper 1/1, L. Hawkins 1/0, Mariani 1/0, Ringer 1/1

RUSHING	No	Yds	Avg	Lg	TD
C. Johnson	262	1047	4.0	48t	4
Ringer	59	185	3.1	25	1
Locker	8	56	7.0	17	1
Hasselbeck	20	52	2.6	21	0
Harper	17	44	2.6	12	1

PASSING	Att	Cmp	Pct	Yards	Yds/Att	TD	Int	Lg	Sk/Yds	Rating
Hasselbeck	518	319	61.6	3571	6.89	18	14	80t	19/153	82.4
Locker	66	34	51.5	542	8.21	4	0	54	5/37	99.4
Team	584	353	60.4	4113	7.04	22	14	80t	24/190	84.4
Opponents	591	369	62.4	3809	6.45	21	11	78t	28/180	85.1

Hall	6	24	4.0	12	0
Kern	1	21	21.0	21	0
Washington	2	5	2.5	3t	1
Mariani	1	4	4.0	4	0
Team	376	1438	3.8	48t	8
Opponents	461	2053	4.5	80t	10

RECEIVING	No	Yds	Avg	Lg	TD
Washington	74	1023	13.8	57	7
C. Johnson	57	418	7.3	34	0
Cook	49	759	15.5	80t	3
L. Hawkins	47	470	10.0	32	1
Williams	45	592	13.2	54	5
Ringer	28	187	6.7	18	0
Britt	17	289	17.0	80t	3
Stevens	9	166	18.4	58	1
Hall	9	46	5.1	10	0
Mariani	5	24	4.8	6	0
Harper	4	32	8.0	21	0
Avery	3	45	15.0	23	1
Q. Johnson	3	30	10.0	13	0
D. Graham	2	25	12.5	21	1
Amano	1	7	7.0	7	0
Team	353	4113	11.7	80t	22
Opponents	369	3809	10.3	78t	21

INTERCEPTIONS	No	Yds	Avg	Lg	TD
McCourty	2	52	26.0	30	0
Griffin	2	0	0.0	0	0
Babineaux	1	97	97.0	97t	1
Finnegan	1	8	8.0	8	0
Hope	1	7	7.0	7	0
Witherspoon	1	7	7.0	7	0
Ruud	1	4	4.0	4	0
Verner	1	4	4.0	4	0
McCarthy	1	0	0.0	0	0
Team	11	179	16.3	97t	1
Opponents	14	167	11.9	38t	3

PUNTING	No	Yds	Avg	Net	TB	In	Lg	B
Kern	86	3747	43.6	39.4	7	31	64	0
Team	86	3747	43.6	39.4	7	31	64	0
Opponents	83	3628	43.7	36.4	6	22	65	2

PUNT RETURNS	No	FC	Yds	Avg	Lg	TD
Mariani	46	18	490	10.7	79t	1
Campbell	1	0	0	0.0	0	0
Team	47	18	490	10.4	79t	1
Opponents	36	23	221	6.1	30	0

KICKOFF RETURNS	No	Yds	Avg	Lg	TD
Mariani	32	748	23.4	49	0
Campbell	0	84	---	84t	1
Team	32	832	26.0	100t	1
Opponents	30	680	22.7	77	0

FIELD GOALS	1-19	20-29	30-39	40-49	50+
Bironas	0/0	5/5	9/10	9/10	6/7
Team	0/0	5/5	9/10	9/10	6/7
Opponents	2/2	11/11	5/5	7/7	2/3

Bironas/Titans: (66N) (34N,25G,43G,39G,33G) (46G) (39G) (29G) (1) (51G,50G) (43G) (38G,36G,49G) (46G) (42N,31G,52G,38G) (48G,27G,44G) (43G) (53G,21G) (51G,51G,35G) (21G,43G,33G)

OPP: (48G,21G,45G) (41G,29G) (1) (48G,51G) (19G) (32G,29G) (22G) (36G) (50N,29G) (19G,33G,24G) (43G) (27G) (25G,29G,22G) (47G,40G) (39G) (52G,37G,22G)

SACKS
Klug 7, Ball 4, Jones 3, Casey 2.5, Morgan 2.5, Ayers 2, Witherspoon 2, Hayes 1.5, Finnegan 1, McCourty 1, S. Smith 1, Marks 0.5

Titans 28, Opponents 24

TACKLES (Solo-Assists-Total)
Babineaux (81-36-117), McCourty (85-22-107), Griffin (70-26-96), Finnegan (71-24-95), Ayers (66-22-88), McCarthy (61-15-76), Casey (41-33-74), Ruud (51-17-68), Witherspoon (51-11-62), Ball (29-26-55), Verner (29-21-50), Jones (24-24-48), Morgan (23-24-47), S. Smith (20-24-44), Marks (18-26-44), Hope (25-8-33), Klug (18-14-32), Hayes (14-15-29), Sheppard (7-9-16), McRath (11-3-14), Hawkins (9-2-11), A. Smith (4-0-4), Clayton (1-2-3), Shaw (2-0-2), Amato (0-0-0), Bailey (0-0-0), Campbell (0-0-0)

Team Totals: 404-811-1,215

USUAL STARTING LINEUP	
OFFENSE	
WR	Nate Washington (85)
LT	Michael Roos (71)
LG	Leroy Harris (64)
C	Eugene Amano (54)
RG	Jake Scott (73)
RT	David Stewart (76)
TE	Craig Stevens (88)
WR	Damian Williams (17)
FB	Ahmad Hall (45)
QB	Matt Hasselbeck (8)
RB	Chris Johnson (28)
DEFENSE	
LE	Derrick Morgan (90)/Dave Ball (98)
LT	Jurrell Casey (99)
RT	Sen'Derrick Marks (94)
RE	Jason Jones (91)
LLB	Akeem Ayers (56)
MLB	Colin McCarthy (52)/Barrett Ruud (55)
RLB	Will Witherspoon (92)
LCB	Jason McCourty (30)
RCB	Cortland Finnegan (31)
SS	Jordan Babineaux (26)
FS	Michael Griffin (33)

SPECIALISTS	
K	Rob Bironas (2)
P	Brett Kern (6)
KR/PR	Marc Mariani (83)

Pro Bowl
All-Pro

GM: Mike Reinfeldt; **Head Coach:** Mike Munchak
Asst. Coaches: Jerry Gray (def. coord.), Chris Palmer (off. coord.), Steve Watterson (asst. head coach/strength & cond.), Frank Bush (LB), Curtis Fuller (asst. secondary) Dowell Loggains (QB/passing game), Charles London (off. asst./qual. ct.), Alan Lowry (ST), Bruce Matthews (OL), Dave McGinnis (senior asst.), Chet Parlavecchio (ST asst.), Dave Ragone (WR), Marcus Robertson (secondary), Tracy Rocker (DL), Jim Skipper (RB), Arthur Smith (def. asst./qual. ct.), Art Valero (asst. OL), John Zernheilt (TE)

AMERICAN FOOTBALL CONFERENCE STANDINGS				
AFC EAST	W	L	T	Pct
New England	13	3	0	.813
New York Jets	8	8	0	.500
Miami	6	10	0	.375
Buffalo	6	10	0	.375
AFC NORTH	W	L	T	Pct
Baltimore	12	4	0	.750
* Pittsburgh	12	4	0	.750
* Cincinnati	9	7	0	.563
Cleveland	4	12	0	.250
AFC SOUTH	W	L	T	Pct
Houston	10	6	0	.625
Tennessee	9	7	0	.563
Jacksonville	5	11	0	.313
Indianapolis	2	14	0	.125
AFC WEST	W	L	T	Pct
Denver	8	8	0	.500
San Diego	8	8	0	.500
Oakland	8	8	0	.500
Kansas City	7	9	0	.438

NATIONAL FOOTBALL CONFERENCE STANDINGS				
NFC EAST	W	L	T	Pct
New York Giants	9	7	0	.563
Philadelphia	8	8	0	.500
Dallas	8	8	0	.500
Washington	5	11	0	.313
NFC NORTH	W	L	T	Pct
Green Bay	15	1	0	.938
* Detroit	10	6	0	.625
Chicago	8	8	0	.500
Minnesota	3	13	0	.188
NFC SOUTH	W	L	T	Pct
New Orleans	13	3	0	.813
* Atlanta	10	6	0	.625
Carolina	6	10	0	.375
Tampa Bay				

2010 SEASON (6-10 REGULAR SEASON, 0-0 PLAYOFFS) • 4TH PLACE AFC SOUTH

DATE	OPPONENT	SCORE	W/L	ATT
Sep. 12	OAKLAND	38-13	W	69,143
Sep. 19	PITTSBURGH	11-19	L	69,143
Sep. 26	at New York Giants	29-10	W	79,386
Oct. 3	DENVER	20-26	L	69,143
Oct. 10	at Dallas	34-27	W	90,616
Oct. 18	at Jacksonville	30-3	W	63,625
Oct. 24	PHILADELPHIA	37-19	W	69,143
Oct. 31	at San Diego	25-33	L	59,260
Nov. 7	BYE			
Nov. 14	at Miami	17-29	L	65,585
Nov. 21	WASHINGTON	16-19*	L	69,143
Nov. 28	at Houston	0-20	L	70,855
Dec. 5	JACKSONVILLE	6-17	L	69,143
Dec. 9	INDIANAPOLIS	28-30	L	69,143
Dec. 19	HOUSTON	31-17	W	69,143
Dec. 26	at Kansas City	14-34	L	65,606
Jan. 2	at Indianapolis	20-23	L	67,188

* Overtime

	TITANS	OPP
Total First Downs	252	356
Rushing	73	107
Passing	155	214
Penalty	24	35
3rd Down: Made/Att	71/204	104/242
3rd Down Pct.	34.8	43.0
4th Down: Made/Att	8/14	9/22
4th Down Pct.	57.1	40.9
Possession Avg.	25:54	34:06
Total Net Yards	4834	5883
Avg. Per Game	302.1	367.7
Total Plays	907	1139
Avg. Per Play	5.3	5.2
Net Yards Rushing	1727	1851
Avg. Per Game	107.9	115.7
Total Rushes	406	474
Net Yards Passing	3107	4032
Avg. Per Game	194.2	252.0
Sacked/Yards Lost	27/171	40/272
Gross Yards	3278	4304
Att./Completions	474/273	625/410
Completion Pct.	57.6	65.6
Had Intercepted	15	17
Punts/Average	77/42.9	61/42.9
Net Punting Avg.	77/39.1	61/34.6
Penalties/Yards	128/1040	114/1039
Fumbles/Ball Lost	22/14	25/8
Touchdowns	40	32
Rushing	13	7
Passing	24	23
Returns	3	2

BY PERIODS	1	2	3	4	OT	PTS
Team	79	92	83	102	0	356
Opponents	65	130	65	76	3	339

SCORING	TD	RU	PA	RT	PAT	FG	S	TP
Bironas	0	0	0	0	38/38	24/26	0	110
C. Johnson	12	11	1	0	0	0	0	72
Britt	9	0	9	0	0	0	0	56
Washington	6	0	6	0	0	0	0	36
Moss LG	5	0	5	0	0	0	0	30
Scaife	4	0	4	0	0	0	0	24
Mariani	2	0	0	2	0	0	0	12
Ringer	2	2	0	0	0	0	0	12
Stevens	2	0	2	0	0	0	0	12
Cook	1	0	1	0	0	0	0	6
Finnegan	1	0	0	1	0	0	0	6
Gage	1	0	1	0	0	0	0	6
Schommer	0	0	0	0	0	0	1	2
Team	40	13	24	3	38/38	24/26	2	356
Opponents	32	7	23	2	30/30	39/48	0	339

2-Pt Conversions: Britt, Titans 1-2, Opponents 0-2

FUM/Lost: Young 6/4, K. Collins 5/3, C. Johnson 3/2, Mariani 3/2, Scaife 2/1, Amano 1/0, Amato 1/1, Britt 1/1

RUSHING	No	Yds	Avg	Lg	TD
C. Johnson	316	1364	4.3	76t	11
Ringer	51	239	4.7	54	2
Young	25	125	5.0	20	0
Williams	1	5	5.0	5	0
K. Collins	10	1	0.1	4	0
Hall	1	1	1.0	1	0
Kern	1	0	0.0	0	0
Washington	1	-8	-8.0	-8	0
Team	406	1727	4.3	76t	13
Opponents	474	1851	3.9	37	7

PASSING	Att	Cmp	Pct	Yards	Yds/Att	TD	Int	Lg	Sk/Yds	Rating
K. Collins	278	160	57.6	1823	6.56	14	8	80t	13/91	82.2
Young	156	93	59.6	1255	8.04	10	3	71t	13/80	98.6
Smith	40	20	50.0	200	5.00	0	4	52	1/0	25.0
Team	474	273	57.6	3278	6.92	24	15	80t	27/171	82.6
Opponents	625	410	65.6	4304	6.89	23	17	75t	40/272	86.4

RECEIVING	No	Yds	Avg	Lg	TD
C. Johnson	44	245	5.6	25	1
Britt	42	775	18.5	80t	9
Washington	42	687	16.4	71t	6
Scaife	36	318	8.8	30	4
Cook	29	361	12.4	36	1
Moss LG	28	393	14.0	37t	5
Moss TM	6	80	13.3	26	0
Gage	20	266	13.3	30	1
Williams	16	219	13.7	39	0
Hall	15	100	6.7	19	0
Stevens	11	122	11.1	28	2
Ringer	7	44	6.3	9	0
L. Hawkins	5	61	12.2	24	0
Team	273	3278	12.0	80t	24
Opponents	410	4304	10.5	75t	23

INTERCEPTIONS	No	Yds	Avg	Lg	TD
Griffin	4	50	12.5	28	0
Verner	3	41	13.7	19	0
Finnegan	2	41	20.5	41t	1
McCourty	2	11	5.5	11	0
Witherspoon	2	11	5.5	9	0
Hope	1	32	32.0	32	0
Tulloch	1	18	18.0	18	0
Fuller	1	0	0.0	0	0
Marks	1	-6	-6.0	-6	0
Team	17	198	11.6	41t	1
Opponents	15	120	8.0	54t	1

PUNTING	No	Yds	Avg	Net	TB	In	Lg	B
Kern	77	3302	42.9	39.1	4	24	68	0
Team	77	3302	42.9	39.1	4	24	68	0
Opponents	61	2618	42.9	34.6	9	15	68	1

PUNT RETURNS	No	FC	Yds	Avg	Lg	TD
Mariani	27	17	329	12.2	87t	1
Team	27	17	329	12.2	87t	1
Opponents	35	16	214	6.1	29	0

KICKOFF RETURNS	No	Yds	Avg	Lg	TD
Mariani	60	1530	25.5	98t	1
Hall	2	21	10.5	15	0
Cook	1	3	3.0	3	0
Gage	1	2	2.0	2	0
Team	64	1556	24.3	98t	1
Opponents	56	1389	24.8	97t	1

FIELD GOALS	1-19	20-29	30-39	40-49	50+
Bironas	0/0	6/6	8/9	8/8	2/3
Team	0/0	6/6	8/9	8/8	2/3
Opponents	1/1	10/10	15/15	11/17	2/5

Bironas/Titans: (43G) (21G) (48G,22G) (35N,55G,46G) (52G, 40G) (26G,33G,36G)(41G,38G,33G) (21G) (40G) (25G, 32G,40G) () (37G,30G) () (30G) () (26G,42G,61N) **OPP:** (34G,30G,53N) (36G,34G,25G,27G) (53N,50G,44N) (36G,36G,35G,36G)(51G,44N,26G) (33G) (25G,46G,46G,28G) (34G,36G) (23G,28G,42G)(19G,51N,40G,42G,47N,48G) (35G,33G) (26G,49B,48N) (21G,28G,47G) (37G) (35G,47N,42G) (48G,44G,43G)

SACKS
Babin 12.5, Ball 7, T. Brown 3.5, Jones 3.5, Ford 3, Witherspoon 3, Hayes 1.5, McRath 1.5, Morgan 1.5, Finnegan 1, Hope 1, Tulloch 1
Titans 40, Opponents 27

TACKLES (Solo-Assists-Total)
Tulloch (121-48-169), Griffin (99-54-153), Hope (85-48-133), Verner (76-27-103), Finnegan (76-24-100), Witherspoon (65-34-99), Babin (56-37-93), Ford (38-29-67), Jones (36-25-61), McRath (45-15-60), Ball (32-27-59), Haye (30-22-52), Marks (27-23-50), Hayes (27-22-49), McCourty (36-9-45), Brown (18-17-35), Fuller (22-10-32), Douglas (14-16-30), Shaw (7-4-11), Morgan (6-4-10), Sheppard (4-5-9), Winborn (4-4-8), Gordon (2-2-4), Mouton (3-0-3), Allred (2-1-3)
Team Totals: 931-507-1,438

USUAL STARTING LINEUP

OFFENSE
WR Nate Washington (85)
LT Michael Roos (71)
LG Leroy Harris (64)
C Eugene Amano (54)
RG Jake Scott (73)
RT David Stewart (76)
TE Craig Stevens (88)/Bo Scaife (80)
WR Justin Gage (12)/Kenny Britt (18)
FB Ahmard Hall (45)
QB Vince Young (10)/Kerry Collins (5)
RB Chris Johnson (28)

DEFENSE
LE Jason Babin (93)
LT Jason Jones (91)
RT Tony Brown (97)
RE Dave Ball (98)
LLB Gerald McRath (51)
MLB Stephen Tulloch (55)
RLB Will Witherspoon (92)
LCB Alterraun Verner (20)
RCB Cortland Finnegan (31)
SS Chris Hope (24)
FS Michael Griffin (33)

SPECIALISTS
K Rob Bironas (2)
P Brett Kern (6)
PR/PR Marc Mariani (83)

Pro Bowl
All-Pro

GM: Mike Reinfeldt; **Head Coach:** Jeff Fisher
Asst. Coaches: Mike Heimerdinger (off. coord.), Chuck Cecil (def. coord.), Craig Johnson (asst. head coach/RB), Dave McGinnis (asst. head coach/LB), Steve Watterson (asst. head coach/strength & conditioning), Marty Galbraith (ST asst.), Fred Graves (WR), Tim Hauck (asst. secondary), Dowell Loggains (QB/passing game), Alan Lowry (ST), Mike Munchak (OL), Marcus Robertson (secondary), Rayna Stewart (def. asst./qual. ctl.), Jim Washburn (DL), Rachie Weissman (qual. control/off.), John Zernelt (TE)

AMERICAN FOOTBALL CONFERENCE STANDINGS

AFC EAST	W	L	T	Pct
New England	14	2	0	.875
* New York Jets	11	5	0	.688
Miami	7	9	0	.438
Buffalo	4	12	0	.250
AFC NORTH	W	L	T	Pct
Pittsburgh	12	4	0	.750
* Baltimore	12	4	0	.750
Cleveland	5	11	0	.313
Cincinnati	4	12	0	.250
AFC SOUTH	W	L	T	Pct
Indianapolis	10	6	0	.625
Jacksonville	8	8	0	.500
Houston	6	10	0	.375
Tennessee	6	10	0	.375
AFC WEST	W	L	T	Pct
Kansas City	10	6	0	.625
San Diego	9	7	0	.563
Oakland	8	8	0	.500
Denver	4	12	0	.250

NATIONAL FOOTBALL CONFERENCE STANDINGS

NFC EAST	W	L	T	Pct
Philadelphia	10	6	0	.625
New York Giants	10	6	0	.625
Dallas	6	10	0	.375
Washington	6	10	0	.375
NFC NORTH	W	L	T	Pct
Chicago	11	5	0	.688
* Green Bay	10	6	0	.625
Detroit	6	10	0	.375
Minnesota	6	10	0	.375
NFC SOUTH	W	L	T	Pct
Atlanta	13	3	0	.813
* New Orleans	11	5	0	.688
Tampa Bay	10	6	0	.625
Carolina	2	14	0	.125
NFC WEST	W	L	T	Pct
Seattle	7	9	0	.438
St. Louis	7	9	0	.438
San Francisco	6	10	0	.375
Arizona	5	11	0	.313

* Wild Card for Playoffs

2009 SEASON (8-8 REGULAR SEASON, 0-0 PLAYOFFS) • 3RD PLACE AFC SOUTH

DATE	OPPONENT	SCORE	W/L	ATT
Sep. 10	at Pittsburgh	10-13*	L	65,110
Sep. 20	HOUSTON	31-34	L	69,143
Sep. 27	at NY Jets	17-24	L	75,863
Oct. 4	at Jacksonville	17-37	L	49,014
Oct. 11	INDIANAPOLIS	9-31	L	69,143
Oct. 18	at New England	0-59	L	68,756
Oct. 25	BYE			
Nov. 1	JACKSONVILLE	30-13	W	69,143
Nov. 8	at San Francisco	34-27	W	69,732
Nov. 15	BUFFALO	41-17	W	69,143
Nov. 23	at Houston	20-17	W	71,153
Nov. 29	ARIZONA	20-17	W	69,143
Dec. 6	at Indianapolis	17-27	L	66,321
Dec. 13	ST. LOUIS	47-7	W	69,143
Dec. 20	MIAMI	27-24*	W	69,143
Dec. 25	SAN DIEGO	17-42	L	69,143
Jan. 3	at Seattle	17-13	W	67,002

	TITANS	OPP
Total First Downs	288	323
Rushing	115	89
Passing	154	210
Penalty	19	24
3rd Down: Made/Att	89/214	89/218
3rd Down Pct.	41.6	40.8
4th Down: Made/Att	12/22	12/17
4th Down Pct.	54.5	70.6
Possession Avg.	28:27	31:33
Total Net Yards	5623	5850
Avg. Per Game	351.4	365.6
Total Plays	990	1038
Avg. Per Play	5.7	5.6
Net Yards Rushing	2592	1711
Avg. Per Game	162.0	106.9
Total Rushes	499	402
Net Yards Passing	3031	4139
Avg. Per Game	189.4	258.7
Sacked/Yards Lost	15/73	32/224
Gross Yards	3104	4363
Att./Completions	476/271	604/404
Completion Pct.	56.9	66.9
Had Intercepted	15	20
Punts/Average	69/43.4	76/44.3
Net Punting Avg.	69/38.7	76/39.5
Penalties/Yards	98/821	94/724
Fumbles/Ball Lost	27/16	20/7
Touchdowns	39	48
Rushing	19	16
Passing	16	31
Returns	4	1

BY PERIODS	1	2	3	4	OT	PTS
Titans	77	103	67	104	3	354
Opponents	82	169	77	71	3	402

SCORING	TD	RU	PA	RT	PAT	FG	S	TP
Bironas	0	0	0	0	37/37	27/32	0	118
Johnson	16	14	2	0	0	0	0	98
Washington	6	0	6	0	0	0	0	36
Britt	3	0	3	0	0	0	0	18
Gage	3	0	3	0	0	0	0	18
Fuller	2	0	0	2	0	0	0	12
White	2	2	0	0	0	0	0	12
Young	2	2	0	0	0	0	0	12
Collins	1	1	0	0	0	0	0	6
Crumpler	1	0	1	0	0	0	0	6
Finnegan	1	0	0	1	0	0	0	6
Hood	1	0	0	1	0	0	0	6
Scaife	1	0	1	0	0	0	0	6
Titans	39	19	16	4	37/37	27/32	0	354
Opp.	48	16	31	1	46/47	22/27	0	402

2-Pt Conversions: Johnson, Titans 1-2, Opponents 1-1

FUM/Lost: Young 8/2, Mouton 4/2, Collins 3/2, Johnson 3/3, Hall 2/2, Britt 1/1, Crumpler 1/1, Finnegan 1/0, Pearman 1/1, Scaife 1/1, Washington 1/0, White 1/1

RUSHING	No	Yds	Avg	Lg	TD
Johnson	358	2006	5.6	91t	14
Young	55	281	5.1	44	2
White	64	222	3.5	11	2
Ringer	8	48	6.0	32	0
Collins	11	15	1.4	10t	1
Washington	2	15	7.5	14	0
Hall	1	5	5.0	5	0
Team	499	2592	5.2	91t	19
Opponents	402	1711	4.3	80t	16

PASSING	Att	Cmp	Pct	Yards	Yds/Att	TD	Int	Lg	Sk/Yds	Rating
Young	259	152	58.7	1879	7.25	10	7	66t	9/36	82.8
Collins	216	119	55.1	1225	5.67	6	8	69t	6/37	65.5
Johnson	1	0	0.0	0	0.00	0	0	---	0/0	39.6
Team	476	271	56.9	3104	6.52	16	15	69t	15/73	74.8
Opponents	604	404	66.9	4363	7.22	31	20	72t	32/224	91.2

RECEIVING	No	Yds	Avg	Lg	TD
Johnson	50	503	10.1	69t	2
Washington	47	569	12.1	35	6
Scaife	45	440	9.8	27	1
Britt	42	701	16.7	57	3
Gage	28	383	13.7	49	3
Crumpler	27	222	8.2	27	1
Hall	12	79	6.6	15	0
Cook	9	74	8.2	17	0
Hawkins	7	110	15.7	32	0
White	3	14	4.7	7	0
M. Jones	1	9	9.0	9	0
Team	271	3104	11.5	69t	16
Opponents	404	4363	10.8	72t	31

INTERCEPTIONS	No	Yds	Avg	Lg	TD
Finnegan	5	194	38.8	80	1
Hood	3	91	30.3	43	1
Fuller	3	71	23.7	45t	2
Bulluck	3	45	15.0	23	0
Hope	3	24	8.0	24	0
Harper	1	4	4.0	4	0
Griffin	1	3	3.0	3	0
McRath	1	1	1.0	1	0
Team	20	433	21.7	80	4
Opponents	15	121	8.1	26	0

PUNTING	No	Yds	Avg	Net	TB	In	Lg	B
Kern LG	64	2910	45.5	38.5	10	27	67	0
Kern TM	37	1665	45.0	41.4	4	18	67	0
Hodges TM	22	868	39.5	31.8	2	1	50	0
Hentrich	9	422	46.9	44.1	0	3	60	0
Bironas	1	40	40.0	40.0	0	0	40	0
Team	69	2995	43.4	38.7	6	22	67	0
Opponents	76	3364	44.3	39.5	7	32	64	0

PUNT RETURNS	No	FC	Yds	Avg	Lg	TD
Pearman	11	8	112	10.2	18	0
Kaesviharn	9	8	34	3.8	10	0
Mouton	6	3	37	6.2	15	0
Finnegan	4	1	14	3.5	11	0
M. Jones	3	2	23	7.7	15	0
Team	33	22	220	6.7	18	0
Opponents	29	17	208	7.2	37	0

KICKOFF RETURNS	No	Yds	Avg	Lg	TD
Britt	24	523	21.8	56	0
M. Jones	13	264	20.3	27	0
Ringer	9	181	20.1	25	0
Pearman	8	174	21.8	27	0
Griffin	6	143	23.8	31	0
Crumpler	3	20	6.7	15	0
McCourty	3	72	24.0	27	0
Hall	1	12	12.0	12	0
Mouton	1	14	14.0	14	0
Stevens	1	14	14.0	14	0
Team	69	1417	20.5	56	0
Opponents	71	1714	24.1	99t	1

FIELD GOALS	1-19	20-29	30-39	40-49	50+
Bironas	0/0	8/8	4/6	10/12	5/6
Team	0/0	8/8	4/6	10/12	5/6
Opponents	0/0	9/9	8/9	4/6	1/3

Bironas/Titans: (37N,31B,45G) (40G) (38G) (29G) (49G,43G,46G) (48G,25G,45G) (21G,28G) (38G,60N,51G) (50G,49N,53G) (52G,24G) (20G) (27G,34G,36G,50G) (24G,46G) (46G) (47N,47G)
 Opponents: (32G,33G) (38G,23G) (30G) (22G,50G,55N,33G) (23G) (39N,33G) (40G,25G) (25G) (49N,26G,49N) (41G) (43G,52N,36G) (23G,28G,45G) (35G,20G)

SACKS
 Ford 5.5, T. Brown 5, Hayes 4, J. Jones 4, Vanden Bosch 3, Hope 2, Tulloch 2, Fuller 1, Griffin 1, Kearse 1, Marks 1, Thornton 1, (group) 1, Hays 0.5
Titans 32, Opponents 15

TACKLES (Solo-Assists-Total)
 Tulloch (95-37-132), Bulluck (83-35-118), Griffin (62-46-108), Hope (70-25-95), Vanden Bosch (41-45-86), W. Hayes (51-31-82), Harper (69-8-77), Finnegan (57-19-76), Brown (36-25-61), Thornton (46-14-60), J. Haye (29-26-55), Vickerson (24-25-49), Ball (19-19-38), Ford (22-16-38), McRath (25-13-38), Fuller (25-8-33), McCourty (20-10-30), Marks (9-14-23), J. Jones (15-6-21), Hood (14-4-18), Mouton (9-8-17), Allred (6-9-15), Kaesviharn (10-3-13), Kearse (5-6-11), C. Williams (5-2-7), Amato (0-0-0), Keglra (0-0-0), Nickey (0-0-0)
Team Totals: 847-454-1,301

USUAL STARTING LINEUP

OFFENSE
 WR Nate Washington (85)
 LT Michael Roos (71)
 LG Eugene Amaco (54)
C Kevin Mawae (68)
 RG Jake Scott (73)
 RT David Stewart (76)
 TE Bo Scaife (80)/Alge Crumpler (83)
 WR Justin Gage (12)
 FB Ahmad Hall (45)
QB Vince Young (10)
RB Chris Johnson (28)

DEFENSE
 LE William Hayes (95)
 LT Jovan Haye (75)
 RT Tony Brown (97)
RE Kyle Vanden Bosch (93)
 LLB David Thornton (50)
 MLB Stephen Tulloch (55)
 RLB Keith Bulluck (53)
 LCB Nick Harper (20)
 RCB Cortland Finnegan (31)
 SS Chris Hope (24)
 FS Michael Griffin (33)

SPECIALISTS
 K Rob Bironas (2)
 P Brett Kern (6)

Pro Bowl
 All-Pro

GM: Mike Reinfeldt; **Head Coach:** Jeff Fisher
Asst. Coaches: Mike Heimerdinger (off. coord.), Chuck Cecil (def. coord.), Dave McGinnis (asst. head coach/LB), Steve Watterson (asst. head coach/strength & conditioning), Earnest Byner (RB), Marty Galbraith (ST asst.), Fred Graves (WR), Tim Hauck (asst. secondary), Craig Johnson (QB), Dowell Loggains (off. qual. ctl.), Alan Lowry (ST), Mike Munchak (OL), Marcus Robertson (secondary), Rayna Stewart (def. asst./qual. ctl.), Jim Washburn (DL), Richie Wessman (off. asst.), John Zernelt (TE)

AMERICAN FOOTBALL CONFERENCE STANDINGS

AFC EAST	W	L	T	Pct
New England	10	6	0	.625
* N.Y. Jets	9	7	0	.563
Miami	7	9	0	.438
Buffalo	6	10	0	.375
AFC NORTH	W	L	T	Pct
Cincinnati	10	6	0	.625
* Baltimore	9	7	0	.563
Pittsburgh	9	7	0	.563
Cleveland	5	11	0	.313
AFC SOUTH	W	L	T	Pct
Indianapolis	14	2	0	.875
Houston	9	7	0	.563
Tennessee	8	8	0	.500
Jacksonville	7	9	0	.438
AFC WEST	W	L	T	Pct
San Diego	13	3	0	.813
Denver	8	8	0	.500
Oakland	5	11	0	.313
Kansas City	4	12	0	.250

NATIONAL FOOTBALL CONFERENCE STANDINGS

NFC EAST	W	L	T	Pct
Dallas	11	5	0	.688
* Philadelphia	11	5	0	.688
N.Y. Giants	8	8	0	.500
Washington	4	12	0	.250
NFC NORTH	W	L	T	Pct
Minnesota	12	4	0	.813
* Green Bay	11	5	0	.688
Chicago	7	9	0	.438
Detroit	2	14	0	.125
NFC SOUTH	W	L	T	Pct
New Orleans	13	3	0	.813
Atlanta	9	7	0	.563
Carolina	8	8	0	.500
Tampa Bay	3	13	0	.188
NFC WEST	W	L	T	Pct
Arizona	10	6	0	.625
San Francisco	8	8	0	.500
Seattle	5	11	0	.313
St. Louis	1	15	0	.063

* Wild Card for Playoffs

2008 SEASON (13-3 REGULAR SEASON, 0-1 PLAYOFFS) • 1ST PLACE AFC SOUTH

DATE	OPPONENT	SCORE	W/L	ATT
Sep. 7	JACKSONVILLE	17-10	W	69,143
Sep. 14	at Cincinnati	24-7	W	65,540
Sep. 21	HOUSTON	31-12	W	69,143
Sep. 28	MINNESOTA	30-17	W	69,143
Oct. 5	at Baltimore	13-10	W	71,131
Oct. 12	BYE			
Oct. 19	at Kansas City	34-10	W	74,200
Oct. 27	INDIANAPOLIS	31-21	W	69,143
Nov. 2	GREEN BAY	19-16*	W	69,143
Nov. 9	at Chicago	21-14	W	62,124
Nov. 16	at Jacksonville	24-14	W	65,258
Nov. 23	NY JETS	13-34	L	69,143
Nov. 27	at Detroit	47-10	W	60,112
Dec. 7	CLEVELAND	28-9	W	69,143
Dec. 14	at Houston	12-13	L	70,831
Dec. 21	PITTSBURGH	31-14	W	69,143
Dec. 28	at Indianapolis	0-23	L	66,721
Jan. 10	BALTIMORE	10-13	L	69,143

* Overtime

	TITANS	OPP
Total First Downs	268	276
Rushing	108	81
Passing	143	166
Penalty	17	29
3rd Down: Made/Att	78/216	79/226
3rd Down Pct.	36.1	35.0
4th Down: Made/Att	5/11	8/18
4th Down Pct.	45.5	44.4
Possession Avg.	29:09	30:51
Total Net Yards	5018	4698
Avg. Per Game	313.6	293.6
Total Plays	973	1022
Avg. Per Play	5.2	4.6
Net Yards Rushing	2199	1502
Avg. Per Game	137.4	93.9
Total Rushes	508	403
Avg. Per Play	4.3	3.7
Net Yards Passing	2819	3196
Avg. Per Game	176.2	199.8
Sacked/Yards Lost	12/83	44/262
Gross Yards	2902	3458
Att./Comp.	453/265	575/342
Completion Pct.	58.5	59.5
Had Intercepted	9	20
Punts/Average	87/42.8	87/42.3
Net Punting Avg.	36.5	36.2
Penalties/Yards	108/855	93/750
Fumbles/Ball Lost	18/8	28/11
Touchdowns	41	25
Rushing	24	12
Passing	13	12
Returns	4	1

BY PERIODS	1	2	3	4	OT	PTS
Titans	63	119	67	123	3	375
Opponents	49	87	34	64	0	234

SCORING	TD	RU	PA	RT	PAT	FG	S	TP
Bironas	0	0	0	0	40/40	29/33	0	127
White	15	15	0	0	0/0	0/0	0	90
Johnson	10	9	1	0	0/0	0/0	0	60
Gage	6	0	0	0	0/0	0/0	0	36
Hall	2	0	2	0	0/0	0/0	0	14
Scaife	2	0	2	0	0/0	0/0	0	12
Griffin	1	0	2	1	0/0	0/0	0	6
Ball	1	0	0	1	0/0	0/0	0	6
Jones	1	0	1	0	0/0	0/0	0	6
Finnegan	1	0	0	1	0/0	0/0	0	6
Bulluck	1	0	0	1	0/0	0/0	0	6
Crumpler	1	0	1	0	0/0	0/0	0	6
Titans	41	24	13	4	40/40	29/33	0	375
Opponents	25	12	12	1	24/24	20/30	0	234

2-point conversions: Hall, Titans 1-1, Opponents 0-1

FUM/LOST: Collins 5/1, Carr 2/0, McCareins 2/2, Young 2/0, Crumpler 1/0, Hall 1/1, Henrich 1/1, C. Johnson 1/1, Mawae 1/1, Scaife 1/0, White 1/1

RUSHING	No	Yds	Avg	Lg	TD
Johnson	251	1228	4.9	66t	9
White	200	773	3.9	80t	15
Ganther	9	61	6.8	22	0
Collins	25	49	2.0	17	0
Jones	2	35	17.5	28	0
Young	8	27	3.4	8	0
Hall	8	21	2.6	6	0
McCareins	2	8	4.0	4	0

PASSING	Att	Cmp	Pct	Yards	Yds/Att	TD	Int	Lg	Sk/Yds	Rating
K.Collins	415	242	58.3	2676	6.4	12	7	56t	8/60	80.2
V.Young	36	22	61.1	219	6.1	1	2	54	3/13	64.5
C.Simms	2	1	50.0	7	3.5	0	0	7	1/10	78.8
Titans	453	265	58.5	2902	6.4	13	9	56t	12/83	78.8
Opponents	575	342	59.5	3458	6.0	12	20	65	44/262	69.2

Henry	1	3	3.0	3	0
Henrich	2	-6	-3.0	0	0
Titans	508	2199	4.3	80t	24
Opponents	403	1502	3.7	61t	12

RECEIVING	No	Yds	Avg	Lg	TD
Scaife	58	561	9.7	44	2
Johnson	43	260	6.0	25	1
Jones	41	449	11.0	40	1
Gage	34	651	19.1	56t	6
McCareins	30	412	13.7	37	0
Crumpler	24	257	10.7	28	1
Hall	13	138	10.6	54	2
Hawkins	7	68	9.7	19	0
Ganther	6	43	7.2	15	0
White	5	16	3.2	7	0
Davis	2	31	15.5	21	0
Stevens	1	9	9.0	9	0
Williams	1	7	7.0	7	0
Titans	265	2902	11.0	56t	13
Opponents	342	3458	10.1	65	12

INTERCEPTIONS	No	Yds	Avg	Lg	TD
Griffin	7	172	24.6	83t	1
Finnegan	5	100	20.0	99t	1
Hope	4	53	13.3	39	0
Harper	2	11	5.5	15.0	0
Ball	1	15	15.0	15t	1
Carr	1	0	0.0	0	0
Titans	20	351	17.6	99t	3
Opponents	9	88	9.8	33	0

PUNTING	No	Yds	Avg	Net	TB	In	Lg	B
Henrich	87	3725	42.8	36.5	13	27	75	0
Titans	87	3725	42.8	36.5	13	27	75	0
Opponents	87	3676	42.3	36.2	10	28	66	1

PUNT RETURNS	No	FC	Yds	Avg	Lg	TD
Carr	32	20	323	10.1	44	0
Davis	2	1	6	3.0	9	0
Titans	34	21	329	9.7	44	0
Opponents	32	20	290	9.1	34	0

KICKOFF RETURNS	No	Yds	Avg	Lg	TD
Carr	35	984	28.1	52	0
Hawkins	7	130	18.6	23	0
Davis	4	119	29.8	33	0
Griffin	2	32	16.0	28	0
Hall	2	21	10.5	13	0
Johnson	1	17	17.0	17	0
Stevens	1	16	16.0	16	0
Titans	52	1319	25.4	52	0
Opponents	61	1524	25.0	59	0

FIELD GOALS	1-19	20-29	30-39	40-49	50+
Bironas	0-0	6-6	7-7	15-19	1-1
Titans	0-0	6-6	7-7	15-19	1-1
Opponents	0-0	9-10	6-10	4-8	1-2

Bironas/Titans: (47G) (34G) (44G) (20G, 32G, 49G) (35G, 26G) (49G, 46G) (34G, 44G, 43N, 48G) (31G, 25G, 22G, 47N, 41G) (49N) (32G) (43G, 49G) (49G, 41G, 45G, 43G) () (26G, 23G, 51G, 34G) (42G) (48N)

Opponents: (37N,27G) (37N) (44G, 24G) (42G, 48N) (38G, 45N) (39N, 50N, 26G) () (23G, 25G, 38G) (48B) () (20G, 30G) (53G) (47G, 41G, 44N, 39G) (32G, 26N, 24G) (33N) (28G, 21G, 38G)

SACKS
Haynesworth 8.5, Ford 7, J. Jones 5, Ball 4.5, Vanden Bosch 4.5, Brown 4, Kearsse 3.5, Vickerson 1.5, Finnegan 1, Griffin 1, Hayes 1, Hope 1, Tulloch 1, Bulluck 0.5
Titans 44, Opponents 12

TACKLES (Solo-Assists-Total)
Bulluck (83-37-120), Tulloch (62-36-98), Hope (71-22-93), Thornton (63-30-93), Griffin (49-32-81), Harper (70-10-80), Finnegan (61-18-79), Haynesworth (45-30-75), Brown (41-32-73), Ball (22-29-51), Jones (28-21-49), Kearsse (35-13-48), Vanden Bosch (16-30-46), Ford (27-18-45), Fuller (35-8-43), Carr (24-9-33), Fowler (14-13-27), Vickerson (10-13-23), Hayes (13-8-21), King (9-1-10), Allred (7-1-8), Nickey (3-3-6), Keglra (3-2-5), Stamer (1-1-2), Amato (0-0-0), Gordon (0-0-0), Hill (0-0-0), Williams (0-0-0)
Team Totals: 792-417-1209

USUAL STARTING LINEUP

OFFENSE

WR Justin McCareins (19)
LT Michael Roos (71)
LG Eugene Amano (54)
C Kevin Mawae (68)
RG Jake Scott (73)
RT David Stewart (76)
TE Alge Crumpler (83)
WR Justin Gage (12)
FB Ahmad Hall (45)
QB Kerry Collins (5)
RB Chris Johnson (28)

DEFENSE

LE Jevon Kearse (90)
LT Tony Brown (97)
RT Albert Haynesworth (92)
RE Kyle Vanden Bosch (93)
LLB David Thornton (50)
MLB Stephen Tulloch (55)
RLB Keith Bulluck (53)
LCB Nick Harper (20)
RCB Cortland Finnegan (31)
SS Chris Hope (24)
FS Michael Griffin (33)

SPECIALISTS

K Rob Bironas (2)
P Craig Henrich (15)

Pro Bowl

All-Pro

GM: Mike Reinfeldt; **Head Coach:** Jeff Fisher
Asst. Coaches: Mike Heimerdinger (off. coord.), Jim Schwartz (def. coord.), Dave McGinnis (asst. head coach/LB), Bart Andrus (off. asst.), Matt Burke (def. asst./qual. ct.), Earnest Byner (RB), Chuck Cecil (DB), Marty Galbraith (ST asst.), Fred Graves (WR), Craig Johnson (QB), Dowell Loggains (off. qual. ct.), Alan Lowry (ST), Mike Munchak (OL), Marcus Robertson (asst. secondary), Jim Washburn (DL), Steve Watterson (asst. head coach/strength & conditioning), John Zernhelt (TE)

AMERICAN FOOTBALL CONFERENCE STANDINGS

AFC EAST	W	L	T	Pct
Miami	11	5	0	.688
New England	11	5	0	.688
N.Y. Jets	9	7	0	.563
Buffalo	7	9	0	.438
AFC NORTH	W	L	T	Pct
Pittsburgh	12	4	0	.750
* Baltimore	11	5	0	.688
Cincinnati	4	11	0	.281
Cleveland	4	12	0	.250
AFC SOUTH	W	L	T	Pct
Tennessee	13	3	0	.813
* Indianapolis	12	4	0	.750
Houston	8	8	0	.500
Jacksonville	5	11	0	.313
AFC WEST	W	L	T	Pct
San Diego	8	8	0	.500
Denver	8	8	0	.500
Oakland	5	11	0	.313
Kansas City	2	14	0	.125

NATIONAL FOOTBALL CONFERENCE STANDINGS

NFC EAST	W	L	T	Pct
N.Y. Giants				

2007 SEASON (10-6 REGULAR SEASON, 0-1 PLAYOFFS) • 3RD PLACE AFC SOUTH

DATE	OPPONENT	SCORE	W/L	ATT
Sep. 9	at Jacksonville	13-10	W	65,437
Sep. 16	INDIANAPOLIS	20-22	L	69,143
Sep. 24	at New Orleans	31-14	W	70,002
Sep. 30	BYE			
Oct. 7	ATLANTA	20-13	W	69,143
Oct. 14	at Tampa Bay	10-13	L	65,347
Oct. 21	at Houston	38-36	W	70,734
Oct. 28	OAKLAND	13-9	W	69,143
Nov. 4	CAROLINA	20-7	W	69,143
Nov. 11	JACKSONVILLE	13-28	L	69,143
Nov. 19	at Denver	20-34	L	76,590
Nov. 25	at Cincinnati	6-35	L	65,489
Dec. 2	HOUSTON	28-20	W	69,143
Dec. 9	SAN DIEGO	17-23*	L	69,143
Dec. 16	at Kansas City	26-17	W	74,976
Dec. 23	N.Y. JETS	10-6	W	69,143
Dec. 30	at Indianapolis	16-10	W	57,202
Jan. 6	at San Diego	6-17	L	65,640

* Overtime

	TITANS	OPP
Total First Downs	306	268
Rushing	118	80
Passing	171	165
Penalty	17	23
3rd Down: Made/Att	89/217	97/230
3rd Down Pct.	41.0	42.2
4th Down: Made/Att	2/11	8/16
4th Down Pct.	18.2	50.0
Possession Avg.	31:38	28:22
Total Net Yards	4987	4665
Avg. Per Game	311.7	291.6
Total Plays	1037	978
Avg. Per Play	4.8	4.8
Net Yards Rushing	2109	1478
Avg. Per Game	131.8	92.4
Total Rushes	543	369
Avg. Per Play	3.9	4.0
Net Yards Passing	2878	3187
Avg. Per Game	179.9	199.2
Sacked/Yards Lost	30/199	40/241
Gross Yards	3077	3428
Att./Comp.	464/288	569/349
Completion Pct.	62.1	61.3
Had Intercepted	17	22
Punts/Average	73/41.9	81/44.6
Net Punting Avg.	36.5	37.6
Penalties/Yards	101/773	90/745
Fumbles/Ball Lost	32/17	26/12
Touchdowns	28	35
Rushing	17	11
Passing	9	21
Returns	2	3

BY PERIODS	1	2	3	4	OT	PTS
Titans	59	64	98	80	0	301
Opponents	65	78	64	84	6	297

SCORING	TD	RU	PA	RT	PAT	FG	S	TP
Bironas	0	0	0	0	28/28	35/39	0	133
White	7	7	0	0	0/0	0/0	0	42
C.Brown	5	5	0	0	0/0	0/0	0	30
R.Williams	4	0	4	0	0/0	0/0	0	24
Young	3	3	0	0	0/0	0/0	0	18
Henry	2	2	0	0	0/0	0/0	0	12
Jones	2	0	2	0	0/0	0/0	0	12
Fuller	2	0	0	2	0/0	0/0	0	12
Gage	2	0	2	0	0/0	0/0	0	12
Scaife	1	0	1	0	0/0	0/0	0	6
Titans	28	17	9	2	28/28	35/39	0	301
Opponents	35	11	21	3	31/33	18/25	0	297

2-Pt Conversions: Titans 0-0, Opponents 1-1

FUM/LOST: Young 10/3, Davis 6/3, White 5/5, Mawae 2/1, Scaife 2/2, Bell 1/1, C. Brown 1/1, Bulluck 1/0, Collins 1/1, Gage 1/0, Griffin 1/0, B. Jones 1/0, M. Williams (LG) 1/1

RUSHING	No	Yds	Avg	Lg	TD
White	303	1110	3.7	28	7
C.Brown	102	462	4.5	42	5
Young	93	395	4.2	21	3
Henry	31	119	3.8	24	2
Jones	2	37	18.5	19	0
Davis	2	19	9.5	14	0
Hall	1	8	8.0	8	0
Barclay	1	3	3.0	3	0
Troupe	1	-1	-1.0	-1	0
Collins	3	-3	-1.0	-1	0

PASSING	Att	Cmp	Pct	Yards	Yds/Att	TD	Int	Lg	Sk/Yds	Rating
Young	382	238	62.3	2546	6.7	9	17	73	25/157	71.1
Collins	82	50	61.0	531	6.5	0	0	46	5/42	79.9
Titans	464	268	62.1	3077	6.6	9	17	73	30/199	72.6
Opponents	569	349	61.3	3428	6.0	21	22	69t	40/241	74.5

Hentrich	1	-8	-8.0	-8	0
Bell	1	-15	-15.0	-15	0
R.Williams	2	-17	-8.5	-6	0
Titans	543	2109	3.9	42	17
Opponents	369	1478	4.0	62t	11

RECEIVING	No	Yds	Avg	Lg	TD
Gage	55	750	13.6	73	2
R.Williams	55	719	13.1	48	4
Scaife	46	421	9.2	26	1
Moulds	32	342	10.7	46	0
Jones	21	248	11.8	35t	2
White	20	114	5.7	15	0
C.Brown	19	128	6.7	16	0
Hartstock	12	138	11.5	27	0
Hall	9	60	6.7	11	0
Henry	6	53	8.8	18	0
Troupe	5	47	9.4	13	0
Davis	5	38	7.6	13	0
Barclay	2	13	6.5	7	0
Ealy	1	6	6.0	6	0
Titans	288	3077	10.7	73	9
Opponents	349	3428	9.8	69t	21

INTERCEPTIONS	No	Yds	Avg	Lg	TD
Bulluck	5	63	12.6	35	0
Harper	3	62	20.7	32	0
Griffin	3	3	1.0	3	0
Fuller	2	137	68.5	76t	2
Hope	2	45	22.5	45	0
Lowry	2	18	9.0	17	0
Thornton	2	16	8.0	11	0
Finnegan	1	14	14.0	14	0
Hill	1	0	0.0	0	0
LaBoy	1	0	0.0	0	0
Titans	22	358	16.3	76t	2
Opponents	17	116	6.8	23	0

PUNTING	No	Yds	Avg	Net	TB	In	Lg	B
Hentrich	70	2939	42.0	36.5	6	24	66	0
Miller	3	121	40.3	37.0	0	1	52	0
Titans	73	3060	41.9	36.5	6	25	66	0
Opponents	81	3615	44.6	37.6	10	23	70	0

PUNT RETURNS	No	FC	Yds	Avg	Lg	TD
Davis	31	12	293	9.5	39	0
Jones	6	0	29	4.8	13	0
Barclay	3	1	34	11.3	19	0
Finnegan	2	3	11	5.5	9	0
Titans	42	16	367	8.7	39	0
Opponents	31	16	274	8.8	80t	1

KICKOFF RETURNS	No	Yds	Avg	Lg	TD
Griffin	18	422	23.4	48	0
Barclay	14	304	21.7	37	0
Henry	13	272	20.9	46	0
Davis	2	37	18.5	19	0
Troupe	2	21	10.5	12	0
Lowry	1	15	15.0	15	0
Hartsock	1	14	14.0	14	0
Cramer	1	13	13.0	13	0
Titans	52	1098	21.1	48	0
Opponents	58	1404	24.2	76	0

FIELD GOALS	1-19	20-29	30-39	40-49	50+
Bironas	0-0	10-12	12-12	9-10	4-5
Titans	0-0	10-12	12-12	9-10	4-5
Opponents	0-0	7-8	5-6	3-5	3-6

Bironas/Titans: (20G, 31G), (30G, 36G), (33G, 27N), (30G, 40G, 47N), (48G), (52G, 25G, 21G, 30G, 28G, 43G, 29G, 29G), (35G, 23G), (47G, 53G), (36G, 49G), (56G, 37G), (28G, 23G), (53N), (44G, 29N), (37G, 37G, 40G, 25G), (46G) (40G, 54G, 33G)
 Opponents: (22G), (22G, 39G, 20G, 36N), (1), (32G, 53N, 28G, 48N, 50N), (23G, 43G), (1), (50G, 43G, 54G), (40N), (1), (21G, 39G), (26N), (45G, 50G), (20G), (36G), (51N), (37G)

SACKS
Vanden Bosch 12.0, Odom 8.0, Haynesworth 6.0, LaBoy 6.0, T.Brown 4.0, Finnegan 1.0, Fuller 1.0, Nickey 1.0, Thornton 1.0
Titans 40.0, Opponents 30.0

TACKLES (Solo-Assists-Total)
 Thornton (97-43-140), Vanden Bosch (65-50-115), Bulluck (75-34-109), Finnegan (84-25-109), T.Brown (46-37-83), Harper (75-5-80), Fowler (42-31-73), Haynesworth (41-28-69), Hope (39-21-60), Lowry (41-20-61), Griffin (34-15-49), Odom (24-20-44), Starks (21-18-39), Tulloch (28-8-36), Fuller (27-8-35), LaBoy (15-5-20), Hill (13-1-14), Fisher (5-4-9), Veal (4-4-8), King (5-2-7), Conover (2-2-4), Herndon (3-0-3), Vickerson (2-1-3),

Gardner (1-0-1), Nickey (1-0-1), Simon (0-1-1), Amato (0-0-0), Mahelona (0-0-0), Woods (0-0-0)
Team Totals: 790-383-1173

USUAL STARTING LINEUP

OFFENSE

WR	Roydell Williams (86)
LT	Michael Roos (71)
LG	Jacob Bell (60)
C	Kevin Mawae (68)
RG	Benji Olson (75)
RT	David Stewart (76)
TE	Bo Scaife (80)
WR	Justin Gage (12)
TE	Ben Hartsock (88)
QB	Vince Young (10)
RB	LenDale White (25)

DEFENSE

LE	Antwan Odom (98)
LT	Tony Brown (97)
RT	Albert Haynesworth (92)
RE	Kyle Vanden Bosch (93)
LLB	David Thornton (50)
MLB	Ryan Fowler (52)
RLB	Keith Bulluck (53)
LCB	Nick Harper (20)
RCB	Cortland Finnegan (31)
SS	Chris Hope (24)
FS	Michael Griffin (33)

SPECIALISTS

K	Rob Bironas (2)
P	Craig Hentrich (15)

Pro Bowl

All-Pro

GM: Mike Reinfeldt; Head Coach: Jeff Fisher

Asst. Coaches: Norm Chow (off. coord.), Jim Schwartz (def. coord.), Dave McGinnis (Asst. head coach/LB), Sherman Smith (Asst. head coach/RB), Matt Burke (def. asst.), Chuck Cecil (DB), Marty Galbraith (ST asst.), Fred Graves (WR), Craig Johnson (QB), Alan Lowry (ST), Mike Munchak (OL), Marcus Robertson (Asst. Secondary), Jim Washburn (DL), Steve Watterson (strength & rehab.), John Zernhelt (TE)

AMERICAN FOOTBALL CONFERENCE STANDINGS

AFC EAST	W	L	T	Pct
New England	16	0	0	1.000
Buffalo	7	9	0	.438
N.Y. Jets	4	12		

2006 SEASON (8-8 REGULAR SEASON, 0-0 PLAYOFFS) • 2ND PLACE AFC SOUTH

DATE	OPPONENT	SCORE	W/L	ATT
Sep. 10	N.Y. JETS	16-23	L	69,143
Sep. 17	at San Diego	7-40	L	64,344
Sep. 24	at Miami	10-13	L	72,733
Oct. 1	DALLAS	14-45	L	69,143
Oct. 8	at Indianapolis	13-14	L	57,021
Oct. 15	at Washington	25-22	W	88,550
Oct. 22	BYE			
Oct. 29	HOUSTON	28-22	W	69,143
Nov. 5	at Jacksonville	7-37	L	66,524
Nov. 12	BALTIMORE	26-27	L	69,143
Nov. 19	at Philadelphia	31-13	W	69,232
Nov. 26	N.Y. GIANTS	24-21	W	69,143
Dec. 3	INDIANAPOLIS	20-17	W	69,143
Dec. 10	at Houston	26-20*	W	70,760
Dec. 17	JACKSONVILLE	24-17	W	69,143
Dec. 24	at Buffalo	30-29	W	54,765
Dec. 31	NEW ENGLAND	23-40	L	69,143

	TITANS	OPP
Total First Downs	261	329
Rushing	105	121
Passing	133	181
Penalty	23	27
3rd Down: Made/Att	67/205	90/221
3rd Down Pct.	32.7	40.7
4th Down: Made/Att	7/17	10/17
4th Down Pct.	41.2	58.8
Possession Avg.	27:17	32:43
Total Net Yards	4810	5915
Avg. Per Game	300.6	369.7
Total Plays	945	1062
Avg. Per Play	5.1	5.6
Net Yards Rushing	2214	2313
Avg. Per Game	138.4	144.6
Total Rushes	469	506
Avg. Per Play	4.7	4.6
Net Yards Passing	2596	3602
Avg. Per Game	162.3	225.1
Sacked/Yards Lost	29/152	26/148
Gross Yards	2748	3750
Att./Comp.	447/226	530/335
Completion Pct.	50.6	63.2
Had Intercepted	19	17
Punts/Average	88/42.7	68/42.5
Net Punting Avg.	37.3	34.4
Penalties/Yards	94/803	102/906
Fumbles/Ball Lost	29/7	19/11
Touchdowns	36	46
Rushing	15	20
Passing	13	24
Returns	8	2

BY PERIODS	1	2	3	4	OT	PTS
Titans	52	87	81	98	6	324
Opponents	84	116	85	115	0	400

SCORING	TD	RU	PA	RT	PAT	FG	S	TP
Bironas	0	0	0	0	32/32	22/28	0	98
Henry	7	7	0	0	0/0	0/0	0	44
Young	7	7	0	0	0/0	0/0	0	44
A.Jones	4	0	0	4	0/0	0/0	0	24
B.Jones	4	0	4	0	0/0	0/0	0	24
Bennett	3	0	3	0	0/0	0/0	0	20
Scaife	3	1	2	0	0/0	0/0	0	18
Troupe	2	0	2	0	0/0	0/0	0	12
Wade	2	0	2	0	0/0	0/0	0	12
T.Brown	1	0	0	1	0/0	0/0	0	6
Bulluck	1	0	0	1	0/0	0/0	0	6
Hope	1	0	0	1	0/0	0/0	0	6
Finnegan	1	0	0	1	0/0	0/0	0	6
Titans	36	15	13	8	32/32	22/28	2	324
Opponents	46	20	24	2	41/44	27/33	0	400

2-Pt Conversions: Bennett, Henry, Young,
Titans 3-3, Opponents 1-2

RUSHING	No	Yds	Avg	Lg	TD
Henry	270	1211	4.5	70t	7
Young	83	552	6.7	39t	7
White	61	244	4.0	26	0
C.Brown	41	156	3.8	21	0
Hall	7	21	3.0	11	0
Scaife	1	13	13.0	13t	1
A.Jones	2	8	4.0	7	0
Roby	1	3	3.0	3	0
B.Jones	1	3	3.0	3	0

PASSING	Att	Cmp	Pct	Yards	Yds/Att	TD	Int	Lg	Sk/Yds	Rating
Young	357	184	51.5	2199	6.2	12	13	53	25/129	66.7
Collins	90	42	46.7	549	6.1	1	6	36	4/23	42.3
Titans	447	226	50.6	2748	6.1	13	19	53	29/152	61.8
Opponents	530	335	63.2	3750	7.1	24	17	68t	26/148	86.0

Givens	1	3	3.0	3	0
Nickey	1	0	0.0	0	0
Titans	469	2214	4.7	70t	15
Opponents	506	2313	4.6	73	20

RECEIVING	No	Yds	Avg	Lg	TD
Bennett	46	737	16.0	39	3
Wade	33	461	14.0	25	2
Scaife	29	370	12.8	34	2
B.Jones	27	384	14.2	53	4
Henry	18	78	4.3	12	0
Hall	15	138	9.2	28	0
White	14	60	4.3	13	0
Troupe	13	150	11.5	32	2
R.Williams	8	121	15.1	20	0
Givens	8	104	13.0	27	0
Hartsock	6	68	11.3	23	0
A.Jones	2	31	15.5	17	0
Roby	2	28	14.0	21	0
Cramer	2	8	4.0	6	0
C.Brown	2	4	2.0	4	0
Wallace	1	6	6.0	6	0
Titans	226	2748	12.2	53	13
Opponents	335	3750	11.2	68t	24

INTERCEPTIONS	No	Yds	Avg	Lg	TD
Hope	5	105	21.0	61t	1
A.Jones	4	130	32.5	83t	1
Thompson	3	14	4.7	11	0
Hill	2	20	10.0	11	0
Sirmon	1	13	13.0	13	0
Bulluck	1	0	0.0	0	0
Tulloch	1	0	0.0	0	0
Titans	17	282	16.6	83t	2
Opponents	19	250	13.2	55t	2

PUNTING	No	Yds	Avg	Net	TB	In	Lg	B
Hentrich	88	3760	42.7	37.3	10	32	73	0
Titans	88	3760	42.7	37.3	10	32	73	0
Opponents	68	2888	42.5	34.4	4	18	61	1

PUNT RETURNS	No	FC	Yds	Avg	Lg	TD
A.Jones	34	3	440	12.9	90t	3
Wade	3	3	27	9.0	18	0
Titans	37	6	467	12.6	90t	3
Opponents	33	24	278	8.4	39	0

KICKOFF RETURNS	No	Yds	Avg	Lg	TD
Wade	50	1194	23.9	48	0
A.Jones	20	521	26.1	70	0
Scaife	4	64	16.0	18	0
Cramer	3	37	12.3	21	0
White	1	14	14.0	14	0
Hartsock	1	5	5.0	5	0
Titans	79	1835	23.2	70	0
Opponents	58	1263	21.8	52	0

FIELD GOALS	1-19	20-29	30-39	40-49	50+	
Bironas	0	0	10-11	7-7	4-8	1-2
Titans	0-0	10-11	7-7	4-8	1-2	
Opponents	1-1	10-11	6-10	10-10	0-1	

Bironas/Titans: () () (51N, 22G) (33G, 39G) (22G, 47G) (32G, 26G, 30G) () () (21G, 41N, 43B) (36G) (48N, 49G) (25G, 60G) (41G, 33G) (44N, 27G) (42G, 20G, 30G) (25G, 23N, 27G, 27G)
Opponents: (18G, 34N, 30N) (28G, 31G, 35G, 44G) (40G, 30N, 39G) (26N, 43G) () () (27G) (47G, 21G, 39G) (27G, 40G) (42G, 38G) () (53N, 20G) (49G, 46G) (43G) (21G, 36G, 45G, 21G, 24G) (28G, 26G, 33N)

SACKS
Vanden Bosch 6.5, LaBoy 3.5, Starks 3.0, Bulluck 2.5, Haynesworth 2.0, Finnegan 2.0, T.Brown 1.5, Mahelona 1.0, A.Jones 1.0, Bockwoldt 1.0, Odom 0.5, Smith 0.5, Sirmon 0.5, Tulloch 0.5
Titans 26.0, Opponents 29.0

TACKLES (Solo-Assists-Total)
Bulluck (107-54-161), Hope (99-29-128), Thornton (93-29-122), Vanden Bosch (67-51-118), Sirmon (67-38-105), Thompson (58-19-77), Smith (43-33-76), P.Jones (54-13-67), Hill (41-18-59), Haynesworth (34-25-59), Finnegan (47-10-57), LaBoy (31-26-57), Starks (36-20-56), T. Brown (33-18-51), Tulloch (23-14-37), Conover (12-9-21), Mahelona (12-9-21), Fuller (11-4-15), Odom (9-6-15), Bockwoldt (4-3-7), Scott (2-3-5), Woolfolk (4-0-4), Savage (2-2-4), Amato (2-1-3), Reynolds (2-0-2), Lowry (0-1-1)
Team Totals: 893-435-1328

USUAL STARTING LINEUP

OFFENSE
WR Brandon Jones (81)
LT Michael Roos (71)
LG Jacob Bell (60)
C Kevin Mawae (68)
RG Benji Olson (75)
RT David Stewart (76)
TE Bo Scaife (80)
WR Drew Bennett (83)
FB Ahmad Hall (45)
QB Vince Young (10)
RB Travis Henry (20)

DEFENSE
LE Kyle Vanden Bosch (93)
LT Robaire Smith (98)
RT Albert Haynesworth (92)
RE Travis LaBoy (91)
LLB David Thornton (50)
MLB Peter Sirmon (59)
RLB Keith Bulluck (53)
LCB Reynaldo Hill (21)
RCB Pacman Jones (32)
SS Chris Hope (24)
FS Lamont Thompson (28)

SPECIALISTS

K Rob Bironas (2)
P Craig Hentrich (15)

Pro Bowl

All-Pro

GM: Floyd Reese; **Head Coach:** Jeff Fisher

Asst. Coaches: Norm Chow (off. coord.), Jim Schwartz (def. coord.), Dave McGinnis (Asst. head coach/LB), Sherman Smith (Asst. head coach/RB), Matt Burke (def. asst.), Chuck Cecil (S/nickel), Marty Galbraith (ST asst.), Craig Johnson (QB), Alan Lowry (ST), Mike Munchak (OL), Ray Sherman (WR), Jim Washburn (DL), Steve Watterson (strength & rehab.), Everett Withers (DB), John Zernhelt (TE)

AMERICAN FOOTBALL CONFERENCE STANDINGS

AFC EAST	W	L	T	Pct
New England	12	4	0	.750
* N.Y. Jets	10	6	0	.625
Buffalo	7	9	0	.438
Miami	6	10	0	.375
AFC NORTH	W	L	T	Pct
Baltimore	13	3	0	.812
Cincinnati	8	8	0	.500
Pittsburgh	8	8	0	.500
Cleveland	4	12	0	.250
AFC SOUTH	W	L	T	Pct
Indianapolis	12	4	0	.750
Tennessee	8	8	0	.500
Jacksonville	8	8	0	.500
Houston	6	10	0	.375
AFC WEST	W	L	T	Pct
San Diego	14	2	0	.875
* Kansas City	9	7	0	.562
Denver	9	7	0	.562
Oakland	2	14	0	.125

NATIONAL FOOTBALL CONFERENCE STANDINGS

NFC EAST	W	L	T	Pct
Philadelphia	10	6	0	.625
* Dallas	9	7	0	.562
* N.Y. Giants	8	8	0	.500
Washington	5	11	0	.312
NFC NORTH	W	L	T	Pct
Chicago	13	3	0	.812
Green Bay	8	8	0	.500
Minnesota	6	10	0	.375
Detroit	3	13	0	.188
NFC SOUTH	W	L	T	Pct
New Orleans	10	6	0	.625
Carolina	8	8	0	.500
Atlanta	7	9	0	.438
Tampa Bay	4	12	0	.250
NFC WEST	W	L	T	Pct
Seattle	9	7	0	.562
St. Louis	8	8	0	.500
San Francisco	7	9	0	.438
Arizona	5	11	0	.312

* Wild Card for Playoffs

2005 SEASON (4-12 REGULAR SEASON, 0-0 PLAYOFFS) • 3RD PLACE AFC SOUTH

DATE	OPPONENT	SCORE	W/L	ATT
Sep. 11	at Pittsburgh	7-34	L	62,931
Sep. 18	BALTIMORE	25-10	W	69,149
Sep. 25	at St. Louis	27-31	L	65,835
Oct. 2	INDIANAPOLIS	10-31	L	69,149
Oct. 9	at Houston	34-20	W	70,430
Oct. 16	CINCINNATI	23-31	L	69,149
Oct. 23	at Arizona	10-20	L	39,482
Oct. 30	OAKLAND	25-34	L	69,149
Nov. 6	at Cleveland	14-20	L	72,594
Nov. 13	BYE			
Nov. 20	JACKSONVILLE	28-31	L	69,149
Nov. 27	SAN FRANCISCO	33-22	W	69,149
Dec. 4	at Indianapolis	3-35	L	57,228
Dec. 11	HOUSTON	13-10	W	69,149
Dec. 18	SEATTLE	24-28	L	69,149
Dec. 24	at Miami	10-24	L	72,001
Jan. 1	at Jacksonville	13-40	L	65,485

* Overtime

	TITANS	OPP
Total First Downs	279	294
Rushing	72	89
Passing	191	180
Penalty	16	25
3rd Down: Made/Att	75/218	71/200
3rd Down Pct.	34.4	35.5
4th Down: Made/Att	9/31	7/11
4th Down Pct.	29.0	63.6
Possession Avg.	31:13	28:47
Total Net Yards	5122	5110
Avg. Per Game	320.1	319.4
Total Plays	1022	960
Avg. Per Play	5.0	5.3
Net Yards Rushing	1525	1894
Avg. Per Game	95.3	118.4
Total Rushes	397	449
Avg. Per Play	3.8	4.2
Net Yards Passing	3597	3216
Avg. Per Game	224.8	201.0
Sacked/Yards Lost	31/200	41/246
Gross Yards	3797	3462
Att./Comp.	594/358	470/296
Completion Pct.	60.3	63.0
Had Intercepted	14	9
Punts/Average	78/43.2	85/44.1
Net Punting Avg.	78/37.8	85/37.5
Penalties/Yards	125/1002	95/718
Fumbles/Ball Lost	27/12	20/11
Touchdowns	33	51
Rushing	8	12
Passing	20	33
Returns	5	6

BY PERIODS	1	2	3	4	OT	PTS
Titans	50	88	83	78	0	299
Opponents	79	132	108	102	0	421

SCORING	TD	RU	PA	RT	PAT	FG	S	TP
Bironas	0	0	0	0	30/32	23/29	0	99
Brown	7	5	2	0	0	0	0	42
Bennett	4	0	4	0	0	0	0	24
Troupe	4	0	4	0	0	0	0	24
B. Jones	2	0	2	0	0	0	0	12
Kinney	2	0	2	0	0	0	0	12
Odom	2	0	0	2	0	0	0	12
Payton	2	2	0	0	0	0	0	12
Scaife	2	0	2	0	0	0	0	12
R. Williams	2	0	2	0	0	0	0	12
Fleming	1	0	1	0	0	0	0	6
Hill	1	0	0	1	0	0	0	6
P. Jones	1	0	0	1	0	0	0	6
Kassell	1	0	0	1	0	0	0	6
McNair	1	1	0	0	0	0	0	6
Roby	1	0	1	0	0	0	0	6
Wade LG	1	0	0	1	0	0	0	6
Reynolds	0	0	0	0	0	1	2	
Titans	33	8	20	5	30/32	23/29	1	299
Opponents	51	12	33	6	48/49	21/27	0	421

2-pt Conversions: Titans 0-1, Opponents 2-2

RUSHING	No	Yds	Avg	Lg	TD
Brown	224	851	3.8	38t	5
Henry	88	335	3.8	29	0
McNair	32	139	4.3	19	1
Payton	33	105	3.2	15	2
Mauck	7	39	5.6	12	0
Nash	6	32	5.3	8	0

PASSING	Att	Cmp	Pct	Yards	Yds/Att	TD	Int	Lg	Sk/Yds	Rating
McNair	476	292	61.3	3161	6.64	16	11	57	20/134	82.4
Volek	88	50	56.8	474	5.39	4	2	55t	9/45	77.6
Mauck	27	15	55.6	136	5.04	0	1	17	1/8	53.9
Hentrich	2	1	50.0	26	13.0	0	0	26	0/0	95.8
Bennett	1	0	0.0	0	0.0	0	0	0	0/0	39.6
P. Jones	0	0	---	0	---	0	0	---	1/13	---
Titans	594	358	60.3	3797	6.39	20	14	57	31/200	80.3
Opponents	470	296	63.0	3462	7.37	33	9	63t	41/246	100.7

Roby	2	16	8.0	11	0
Bennett	1	3	3.0	3	0
Volek	1	3	3.0	3	0
B. Jones	1	1	1.0	1	0
Wade LG	1	1	1.0	1	0
Wade TM	1	1	1.0	1	0
Hentrich	1	0	0.0	0	0
Titans	397	1525	3.8	38t	8
Opponents	449	1894	4.2	52	12

RECEIVING	No	Yds	Avg	Lg	TD
Bennett	58	738	12.7	55t	4
Kinney	55	543	9.9	27	2
Troupe	55	530	9.6	35	4
Scaife	37	273	7.4	19	2
Brown	25	327	13.1	57	2
B. Jones	23	299	13.0	38t	2
Calico	22	191	8.7	18	0
R. Williams	21	299	14.2	50t	2
Roby	21	289	13.8	32	1
Wade LG	14	120	8.6	17	0
Wade TM	4	40	10.0	15	0
Henry	13	117	9.0	42	0
Fleming	10	69	6.9	18	1
Payton	6	30	5.0	9	0
Nash	3	14	4.7	7	0
Guenther	2	13	6.5	8	0
Nickey	1	26	26.0	26	0
Small	1	6	6.0	6	0
Roots	1	-7	-7.0	-7	0
Titans	358	3797	10.6	57	20
Opponents	296	3462	11.7	63t	33

INTERCEPTIONS	No	Yds	Avg	Lg	TD
Hill	3	88	29.3	52t	1
Bulluck	2	16	8.0	16	0
Kassell	1	21	21.0	21t	1
Woolfolk	1	3	3.0	3	0
T. Williams	1	1	1.0	1	0
Thompson	1	0	0.0	0	0
Titans	9	129	14.3	52t	2
Opponents	14	293	20.9	85t	4

PUNTING	No	Yds	Avg	Net TB	In	Lg	B	
Hentrich	78	3371	43.2	37.8	14	21	59	0
Titans	78	3371	43.2	37.8	14	21	59	0
Opponents	85	3746	44.1	37.5	7	16	74	1

PUNT RETURNS	No	FC	Yds	Avg	Lg	TD
Wade LG	33	9	317	9.6	73t	1
P. Jones	29	8	272	9.4	52t	1
Thurman TM	9	5	31	3.4	11	0
B. Jones	5	0	75	15.0	32	0
Thompson	1	0	31	31.0	31	0
Ta. Williams	1	0	9	9.0	9	0
Titans	45	13	418	9.3	52t	1
Opponents	32	20	144	4.5	15	0

KICKOFF RETURNS	No	Yds	Avg	Lg	TD
P. Jones	43	1127	26.2	85	0
Roby	22	495	22.5	59	0
Payton	2	24	12.0	24	0
Thurman TM	2	42	21.0	25	0
Fleming	1	9	9.0	9	0
Titans	70	1697	24.2	85	0
Opponents	57	1290	22.6	50	0

FIELD GOALS	1-19	20-29	30-39	40-49	50+
Bironas	0/0	10/10	6/7	5/7	2/5
Titans	0/0	10/10	6/7	5/7	2/5
Opponents	1/1	6/6	9/14	5/5	0/1

Bironas/Titans: (47N) (39G, 29G, 47G) (41G, 39G) (34G, 38N) (52G, 58N, 49G) (24G, 29G, 47G) (53G) (39G, 24G) (50N) () (35G, 41G, 21G, 22G) (51N, 24G) (46N, 23G, 21G) (38G) (24G) ()
Opponents: (44G, 27G) (30G) (46G) (20G) (32G, 38G, 43G, 47G) (52N, 21G) (33G, 24G) (22G, 32G) (37G, 19G, 39N) (31G) (34N) () (30G, 37B, 31N) (36B) (25G) (46G, 38G)

SACKS
 Vanden Bosch 12.5, LaBoy 6.5, Bulluck 5, Long 3.5, Haynesworth 3, Starks 3, Sirmon 2.5, Odom 2, Schobel 1, Thompson 1, Clauss 0.5, Waddell 0.5
Titans 41, Opponents 31

TACKLES (Solo-Assists-Total)
 Bulluck (106-44-150), Vanden Bosch (55-45-100), Sirmon (56-33-89), Kassell (56-33-89), Haynesworth (52-33-85), T. Williams

(65-18-83), Thompson (63-15-78), Starks (40-38-78), LaBoy (36-28-64), P. Jones (43-10-53), Woolfolk (42-10-52), Odom (28-22-50), Long (30-19-49), Hill (40-6-46), Clauss (13-17-30), Boiman (13-15-28), Waddell (13-4-17), Reynolds (9-5-14), Schobel (7-4-11), Beckham (9-1-10), Sandy (1-1-2), Spencer (1-0-1), Nickey (1-0-1), Gardner (0-0-0), Fuller (0-0-0)

Team Totals: 779-401-1180

USUAL STARTING LINEUP

OFFENSE	
WR	Drew Bennett (83)
LT	Brad Hopkins (72)
LG	Zach Piller (69)
C	Justin Hartwig (77)
RG	Benji Olson (75)
RT	Michael Roos (71)
TE	Erron Kinney (88)
WR	Brandon Jones (81)
FB/TE	Troy Fleming (44)/Ben Troupe (84)
QB	Steve McNair (9)
RB	Chris Brown (29)

DEFENSE

LE	Kyle Vanden Bosch (93)
LT	Randy Starks (90)
RT	Albert Haynesworth (92)
RE	Antwan Odom (98)
LLB	Peter Sirmon (59)
MLB	Brad Kassell (55)
RLB	Keith Bulluck (53)
LCB	Reynaldo Hill (21)
RCB	Pacman Jones (32)
SS	Tank Williams (25)
FS	Lamont Thompson (28)

SPECIALISTS

K	Rob Bironas (2)
P	Craig Hentrich (15)

Pro Bowl

All-Pro

GM: Floyd Reese; Head Coach: Jeff Fisher

Asst. Coaches: Norm Chow (off. coord.), Jim Schwartz (def. coord.), George Henshaw (asst. head coach/off.), Dave McGinnis (LB), Chuck Cecil (S/nickel), Marty Galbraith (ST asst.), Ned James (off. asst.), Craig Johnson (QB), Alan Lowry (ST), Mike Munchak (OL), Ray Sherman (WR), Sherman Smith (RB), Jim Washburn (DL), Steve Watterson (strength and conditioning), Everett Withers (DB)

AMERICAN FOOTBALL CONFERENCE STANDINGS

AFC EAST	W	L	T	Pct
New England	10	6	0	.625
Miami	9	7	0	.562
Buffalo	5	11	0	.312
N.Y. Jets	4	12	0	.250
AFC NORTH	W	L	T	Pct
Cincinnati	11	5	0	.688
* Pittsburgh	11	5	0	.688
Baltimore	6	10	0	.375
Cleveland	6	10	0	.375
AFC SOUTH	W	L	T	Pct
Indianapolis	14	2	0	.875
* Jacksonville	12	4	0	.750
Tennessee	4	12	0	.250
Houston	2	14	0	.125
AFC WEST	W	L	T	Pct
Denver	13	3	0	.812
Kansas City	10	6	0	.625
San Diego	9	7	0	.562
Oakland	4			

2002 SEASON (II-5 REGULAR SEASON, I-1 PLAYOFFS) • 1ST PLACE AFC SOUTH

DATE	OPPONENT	SCORE	W/L	ATT
Sep. 8	PHILADELPHIA	27-24	W	68,804
Sep. 15	at Dallas	13-21	L	62,527
Sep. 22	CLEVELAND	28-31*	L	68,804
Sep. 29	at Oakland	25-52	L	58,719
Oct. 6	WASHINGTON	14-31	L	68,804
Oct. 13	JACKSONVILLE	23-14	W	68,804
Oct. 20	BYE			
Oct. 27	at Cincinnati	30-24	W	52,822
Nov. 3	at Indianapolis	23-15	W	56,752
Nov. 10	HOUSTON	17-10	W	68,804
Nov. 17	PITTSBURGH	31-23	W	68,804
Nov. 24	at Baltimore	12-13	L	69,365
Dec. 1	at N.Y. Giants	32-29*	W	78,640
Dec. 8	INDIANAPOLIS	27-17	W	68,804
Dec. 16	NEW ENGLAND	24-7	W	68,809
Dec. 22	at Jacksonville	28-10	W	51,033
Dec. 29	at Houston	13-3	W	70,694
Jan. 11	PITTSBURGH	34-31*	W	68,809
Jan. 19	at Oakland	24-41	L	62,544

* Overtime

	TITANS	OPP
Total First Downs	312	297
Rushing	112	75
Passing	182	197
Penalty	18	25
3rd Down: Made/Att	94/216	76/202
3rd Down Pct.	43.5	37.6
4th Down: Made/Att	9/16	9/18
4th Down Pct.	56.3	50.0
Possession Avg.	32:47	27:13
Total Net Yards	5272	4964
Avg. Per Game	329.5	310.3
Total Plays	1032	974
Avg. Per Play	5.1	5.1
Net Yards Rushing	1952	1424
Avg. Per Game	122.0	89.0
Total Rushes	511	372
Avg. Per Play	3.8	3.8
Net Yards Passing	3320	3540
Avg. Per Game	207.5	221.3
Sacked/Yards Lost	21/121	40/213
Gross Yards	3441	3753
Att./Comp.	500/306	562/339
Completion Pct.	61.2	60.3
Had Intercepted	15	18
Punts/Average	66/41.3	77/41.6
Net Punting Avg.	66/33.9	77/36.2
Penalties/Yards	112/891	99/853
Fumbles/Ball Lost	20/10	22/11
Touchdowns	42	40
Rushing	16	7
Passing	22	27
Returns	4	6

BY PERIODS	1	2	3	4	OT	PTS
Titans	76	127	67	94	3	367
Opponents	72	71	68	110	3	324

SCORING	TD	RU	PA	RT	PAT	FG	S	TP
Nedney	0	0	0	0	36/36	25/31	0	111
George	14	12	2	0			0	86
Mason	5	0	5	0			0	30
K. Dyson	4	0	4	0			0	24
Simon	4	1	3	0			0	24
McNair	3	3	0	0			0	20
Bennett	2	0	2	0			0	12
McCareins	2	0	2	0			0	12
Wycheck	2	0	2	0			0	12
Bulluck	1	0	0	1			0	6
Coady	1	0	0	1			0	6
A. Dyson	1	0	0	1			0	6
Green	1	0	1	0			0	6
Meier	1	0	1	0			0	6
Simon	1	0	0	1			0	6
Titans	42	16	22	4	36/36	25/31	0	367
Opponents	40	7	27	6	36/36	14/21	0	324

2-Pt Conversions: George, McNair, Titans 2-6, Opponents 3-4

RUSHING	No	Yds	Avg	Lg	TD
George	343	1165	3.4	35	12
McNair	82	440	5.4	26	3
Holcombe	47	242	5.1	39	0
Green	21	71	3.4	12	0
McCareins	2	18	9.0	16	0
Simon	9	18	2.0	13	1
Hentrich	1	5	5.0	5	0

PASSING	Att	Cmp	Pct	Yards	Yds/Att	TD	Int	Lg	Sk/Yds	Rating
McNair	492	301	61.2	3387	6.88	22	15	55	21/121	84.0
O'Donnell	5	3	60.0	24	4.80	0	0	0	0/0	72.1
Wycheck	2	1	50.0	13	6.50	0	0	13	0/0	70.8
Hentrich	1	1	100.0	17	17.0	0	0	17	0/0	118.8
Titans	500	306	61.2	3441	6.88	22	15	55	21/121	83.9
Opponents	562	339	60.3	3753	6.68	27	18	75	40/213	82.8

Comella	1	0	0.0	0	0
O'Donnell	3	-3	-1.0	-1	0
K. Dyson	2	-4	-2.0	5	0
Titans	511	1952	3.8	39	16
Opponents	372	1424	3.8	42	7

RECEIVING	No	Yds	Avg	Lg	TD
Mason	79	1012	12.8	40	5
K. Dyson	41	460	11.2	40	4
Wycheck	40	346	8.7	19	2
George	36	255	7.1	14t	2
Bennett	33	478	14.5	53	2
McCareins	19	301	15.8	55	2
Simon	16	167	10.4	42t	3
Kinney	13	173	13.3	31	0
Holcombe	10	91	9.1	18	0
Comella	10	70	7.0	17	0
Green	7	57	8.1	21	1
Meier	1	17	17.0	17t	1
Berlin	1	14	14.0	14	0
Titans	306	3441	11.2	55	22
Opponents	339	3753	11.1	75	27

INTERCEPTIONS	No	Yds	Avg	Lg	TD
Schulters	6	56	9.3	28	0
Simon	3	88	29.3	32t	1
A. Dyson	3	27	9.0	16t	1
Rolle	2	0	0.0	0	0
Coady	1	24	24.0	24t	1
Bulluck	1	5	5.0	5	0
Williams	1	0	0.0	0	0
Mitchell	1	-2	-2.0	-2	0
Titans	18	198	11.0	32t	3
Opponents	15	179	11.9	82t	2

PUNTING	No	Yds	Avg	Net	TB	In	Lg	B
Hentrich	65	2725	41.9	33.9	5	28	56	1
Titans	66	2725	41.3	33.9	5	28	56	1
Opponents	77	3202	41.6	36.2	10	22	61	1

PUNT RETURNS	No	FC	Yds	Avg	Lg	TD
Simon	13	6	113	8.7	30	0
Mason	9	12	60	6.7	21	0
McCareins	6	4	44	7.3	16	0
Titans	28	22	217	7.8	30	0
Opponents	28	19	390	13.9	83t	3

KICKOFF RETURNS	No	Yds	Avg	Lg	TD
Simon	20	371	18.6	29	0
Berlin	13	260	20.0	32	0
McCareins	13	300	23.1	48	0
Kinney	3	41	13.7	25	0
Green	1	10	10.0	10	0
Titans	50	982	19.6	48	0
Opponents	74	1482	20.0	54	0

FIELD GOALS	1-19	20-29	30-39	40-49	50+
Nedney	0/0	9/9	10/12	5/8	1/2
Titans	0/0	9/9	10/12	5/8	1/2
Opponents	1/2	3/3	5/7	4/6	1/3

Nedney: (33G, 47G) (37G, 53G) () () () (40G, 26G, 33G, 32N) (33G, 28G, 46G) (28G, 34G, 39G) (49N, 24G) (39N, 43G) (32G, 37G, 40G, 21G) (54N, 38G) (35G, 29G) (45N, 28G) (46N) (28G, 26G)

Opponents: (30G) () (52N, 33G) (28G) (31G) () (44G) (46N) (51G) (31N, 37N) (26G, 43G) (38G, 36G, 19G) (44G, 44N) () (24G) (50N, 19N, 42G)

SACKS

Carter 10.0, C. Hall 8.0, Ford 3.5, Smith 2.5, Kearse 2.0, Schulters 2.0, Simon 2.0, Thornton 2.0, Williams 2.0, Bulluck 1.0, A. Dyson 1.0, Godfrey 1.0, Haynesworth 1.0, J. Thomas 1.0

Titans 40.0, Opponents 21.0

TACKLES (Solo-Assists-Total)

Bulluck (116-64-180), Simon (83-47-130), Schulters (75-19-94), Smith (41-32-73), Carter (42-29-71), Hall (43-27-70), Williams (55-14-69), A. Dyson (54-7-61), Haynesworth (31-24-55), Mitchell (40-11-51), Ford (24-21-45), Rolle (37-7-44), Godfrey (27-17-44), Thornton (21-23-44), Chamberlin (14-13-27), Echols (13-6-19), Thomas (11-5-16), Calmus (9-4-13), Aldridge (8-5-13), Coady (10-2-12), Kearse (6-5-11), Morris (7-2-9), Boiman (1-5-6), Beckham (1-0-1), Kassell (0-1-1)

Team Totals: 769-390-1159

USUAL STARTING LINEUP

OFFENSE

WR Derrick Mason (85)
TE/FB Erron Kinney (88)/Greg Comella (33)
LT Brad Hopkins (72)
LG Zach Piller (69)
C Gennaro DiNapoli (64)
RG Benji Olson (75)
RT Fred Miller (71)
TE Frank Wycheck (89)
WR Kevin Dyson (87)
QB Steve McNair (9)
RB Eddie George (27)

DEFENSE

LE Kevin Carter (93)
LT John Thornton (78)
RT Henry Ford (92)
RE Carlos Hall (97)
LLB Peter Sirmon (59)
MLB Randall Godfrey (56)
RLB Keith Bulluck (53)
LCB Andre Dyson (22)
RCB Samari Rolle (21)
SS Tank Williams (25)
FS Lance Schulters (31)

SPECIALISTS

K Joe Nedney (6)
P Craig Hentrich (15)

Pro Bowl

All-Pro

GM: Floyd Reese; **Head Coach:** Jeff Fisher

Asst. Coaches: Mike Heimerdinger (off. coord.), Jim Schwartz (def. coord.), George Henshaw (asst. head coach/off.), Gunther Cunningham (asst. head coach defense/LB), Chuck Cecil (def. asst.), Ned James (off. asst.), Craig Johnson (QB), Alan Lowry (ST), Mike Munchak (OL), Sherman Smith (RB), Steve Walters (WR), Jim Washburn (DL), Steve Watterson (strength & rehab.), Everett Withers (DB)

AMERICAN FOOTBALL CONFERENCE STANDINGS

AFC EAST	W	L	T	Pct
N.Y. Jets	9	7	0	.562
New England	9	7	0	.562
Miami	9	7	0	.562
Buffalo	8	8	0	.500
AFC NORTH	W	L	T	Pct
Pittsburgh	10	5	1	.656
* Cleveland	9	7	0	.562
Baltimore	7	9	0	.438
Cincinnati	2	14	0	.125
AFC SOUTH	W	L	T	Pct
Tennessee	11	5	0	.688
* Indianapolis	10	6	0	.625
Jacksonville	6	10	0	.375
Houston	4	12	0	.250
AFC WEST	W	L	T	Pct
Oakland	11	5	0	.688
Denver	9	7	0	.562

1999 SEASON (13-3 REGULAR SEASON, 3-1 PLAYOFFS) • 2ND PLACE AFC CENTRAL

DATE	OPPONENT	SCORE	W/L	ATT
Sep. 12	CINCINNATI	36-35	W	65,272
Sep. 19	CLEVELAND	26-9	W	65,904
Sep. 26	at Jacksonville	20-19	W	61,502
Oct. 3	at San Francisco	22-24	L	67,447
Oct. 10	BALTIMORE	14-11	W	65,486
Oct. 17	at New Orleans	24-21	W	51,875
Oct. 24	BYE			
Oct. 31	ST. LOUIS	24-21	W	66,415
Nov. 7	at Miami	0-17	L	74,109
Nov. 14	at Cincinnati	24-14	W	46,017
Nov. 21	PITTSBURGH	16-10	W	66,619
Nov. 28	at Cleveland	33-21	W	72,008
Dec. 5	at Baltimore	14-41	L	67,854
Dec. 9	OAKLAND	21-14	W	66,357
Dec. 19	ATLANTA	30-17	W	66,196
Dec. 26	JACKSONVILLE	41-14	W	66,641
Jan. 2	at Pittsburgh	47-36	W	48,025
Jan. 8	BUFFALO	22-16	W	66,782
Jan. 16	at Indianapolis	19-16	W	57,097
Jan. 23	at Jacksonville	33-14	W	75,206
Jan. 30	ST. LOUIS	16-23	L	72,625

* Overtime

	TITANS	OPP
Total First Downs	294	300
Rushing	109	81
Passing	167	193
Penalty	18	26
3rd Down: Made/Att	83/217	70/200
3rd Down Pct.	38.2	35.0
4th Down: Made/Att	7/12	4/14
4th Down Pct.	58.3	28.6
Possession Avg.	31:30	28:30
Total Net Yards	5296	5245
Avg. Per Game	331.0	327.8
Total Plays	1011	994
Avg. Per Play	5.2	5.3
Net Yards Rushing	1811	1550
Avg. Per Game	113.2	96.9
Total Rushes	459	383
Net Yards Passing	3485	3695
Avg. Per Game	217.8	230.9
Sacked/Yards Lost	25/137	54/305
Gross Yards	3622	4000
Att./Comp.	527/304	557/312
Completion Pct.	57.7	56.0
Had Intercepted	13	16
Punts/Average	90/42.5	80/42.9
Net Punting Avg.	90/38.1	80/37.2
Penalties/Yards	114/1069	128/1010
Fumbles/Ball Lost	17/9	39/24
Touchdowns	46	39
Rushing	19	8
Passing	23	26
Returns	4	5

BY PERIODS	1	2	3	4	OT	PTS
Titans	113	97	85	97	0	392
Opponents	44	93	103	84	0	324

SCORING	TD	RU	PA	RT	PAT	FG	S	TP
Del Greco	0	0	0	0	43/43	21/25	0	106
E. George	13	9	4	0	0	0	0	78
McNair	8	8	0	0	0	0	0	48
Dyson	4	0	4	0	0	0	0	24
Thigpen	4	0	4	0	0	0	0	24
Neal	3	1	2	0	0	0	0	18
Roan	3	0	3	0	0	0	0	18
Byrd	2	0	2	0	0	0	0	12
Wycheck	2	0	2	0	0	0	0	12
Harris	1	0	1	0	0	0	0	8
Kearse	1	0	0	1	0	0	0	6
Mason	1	0	0	1	0	0	0	6
Mitchell	1	0	0	1	0	0	0	6
Sanders	1	0	1	0	0	0	0	6
Thomas	1	1	0	0	0	0	0	6
Walker	1	0	0	1	0	0	0	6
Thornton	0	0	0	0	1	2	0	2
Titans	46	19	23	4	43/43	21/25	4	392
Opponents	39	8	26	5	33/33	15/22	2	324

2-Pt Conversions: Harris, Titans 1-3, Opponents 4-6

RUSHING	No	Yds	Avg	Lg	TD
E. George	320	1304	4.1	40	9
McNair	72	337	4.7	38	8
Thomas	43	164	3.8	22	1
Dyson	1	3	3.0	3	0
Hentrich	2	1	0.5	1	0

PASSING	Att	Cmp	Pct	Yards	Yds/Att	TD	Int	Lg	Sk/Yds	Rating
McNair	331	187	56.5	2179	6.58	12	8	65t	16/74	78.6
O'Donnell	195	116	59.5	1382	7.09	10	5	54t	9/63	87.6
Wycheck	1	1	100.0	61	61.00	1	0	61t	0/0	158.3
Titans	527	304	57.7	3622	6.87	23	13	65t	25/137	83.1
Opponents	557	312	56.0	4000	7.18	26	16	78t	54/305	82.3

Neal	2	1	0.5	1t	1
O'Donnell	19	1	0.1	4	0
Titans	459	1811	3.9	40	19
Opponents	383	1550	4.0	72	8

RECEIVING	No	Yds	Avg	Lg	TD
Wycheck	69	641	9.3	35	2
Dyson	54	658	12.2	47t	4
E. George	47	458	9.7	54t	4
Thigpen	38	648	17.1	35	4
Harris	26	297	11.4	62t	1
Sanders	20	336	16.8	48t	1
Byrd	14	261	18.6	65t	2
Roan	9	93	10.3	24t	3
Thomas	9	72	8.0	26	0
Mason	8	89	11.1	31	0
Neal	7	27	3.9	8	2
Kent	3	42	14.0	25	0
Titans	304	3622	11.9	65t	23
Opponents	312	4000	12.8	78t	26

INTERCEPTIONS	No	Yds	Avg	Lg	TD
Rolle	4	65	16.3	30	0
Sidney	3	12	4.0	7	0
Holmes	2	17	8.5	19	0
Dorsett	1	43	43.0	43	0
Mitchell	1	42	42.0	42t	1
Bowden	1	29	29.0	29	0
Walker	1	27	27.0	27	0
Fisk	1	17	17.0	17	0
Robertson	1	3	3.0	3	0
Jackson	1	2	2.0	2	0
Titans	16	257	16.1	43	1
Opponents	13	227	17.5	47t	2

PUNTING	No	Yds	Avg	Net	TB	In	Lg	B
Hentrich	90	3824	42.5	38.1	3	35	78	0
Titans	90	3824	42.5	38.1	3	35	78	0
Opponents	80	3435	42.9	37.2	5	25	72	2

PUNT RETURNS	No	FC	Yds	Avg	Lg	TD
Mason	26	15	225	8.7	65t	1
Preston TM	8	2	59	7.4	12	0
Byrd	2	0	8	4.0	8	0
S. George	1	0	18	18.0	18	0
Rolle	1	0	23	23.0	23	0
Sidney	1	0	4	4.0	4	0
Thigpen	1	0	21	21.0	21	0
Titans	40	17	358	9.0	65t	1
Opponents	45	22	335	7.4	32	0

KICKOFF RETURNS	No	Yds	Avg	Lg	TD
Mason	41	805	19.6	41	0
Preston TM	5	119	23.8	29	0
S. George	4	63	15.8	22	0
Byrd	2	16	8.0	9	0
Kent	2	24	12.0	13	0
Neal	2	15	7.5	14	0
Titans	56	1042	18.6	41	0
Opponents	76	1596	21.0	99t	2

FIELD GOALS	1-19	20-29	30-39	40-49	50+
Del Greco	1/1	8/8	7/9	4/6	1/1
Titans	1/1	8/8	7/9	4/6	1/1
Opponents	0/0	4/4	4/7	6/9	1/2

Del Greco: (50G, 33G) (35G, 44N) (44G, 48G) (21G, 22G, 28G) (1) (42N, 19G) (27G) (33N) (26G) (1) (27G, 31G, 37N) (39G, 33G) (1) (38G, 27G, 43N) (30G, 20G) (42G)
Opponents: (33G, 38G) (41G) (42G) (39G) (44G, 46G, 50G) (24G, 42G) (54N, 38N) (43N, 46G) (32N) (44N, 24G) (1) (21G, 27G) (32N, 45N) (32G) (1) (1)

SACKS
 Kearse 14.5, Robinson 6.0, Ford 5.5, Thornton 4.5, Fisk 4.0, Holmes 4.0, Bowden 3.5, Evans 3.5, Rolle 3.0, Bishop 2.5, Jones 1.0, Frederick 0.5, Jackson 0.5, Robertson 0.5, Wortham 0.5
Titans 54.0, Opponents 25.0

TACKLES (Solo-Assists-Total)
 Bishop (80-33-113), Robinson (84-49-113), Robertson (64-28-92), Kearse (59-26-85), Bowden (54-27-81), Wortham (50-31-81), Fisk (41-39-80), Rolle (57-13-70), Walker (47-9-56), Evans (26-28-54), Ford (26-15-41), Phenix (32-7-39), Sidney (34-5-39), Holmes (20-18-38), Thornton (23-10-33), Killens (13-12-25), Jackson (18-4-22), Colman (12-9-21), Jones (12-7-19), Dorsett (10-1-11), Frederick (2-8-10), Salave'a (4-6-10), Mitchell (6-1-7), McCullough (3-0-3)
Team Totals: 760-383-1143

USUAL STARTING LINEUP

OFFENSE
 WR Kevin Dyson (87)
 LT Brad Hopkins (72)
LG Bruce Matthews (74)
 C Kevin Long (60)
 RG Benji Olson (75)
 RT Jon Runyan (69)
TE Frank Wycheck (89)
 WR Yancey Thigpen (82)
 QB Steve McNair (9)
RB Eddie George (27)
 FB Lorenzo Neal (41)

DEFENSE

LE Jevon Kearse (90)
 LT Josh Evans (91)
 RT Jason Fisk (97)
 RE Kenny Holmes (99)
 LLB Eddie Robinson (55)
 MLB Barron Wortham (82)
 RLB Joe Bowden (58)
 LCB Denard Walker (25)
 RCB Samari Rolle (21)
 SS Blaine Bishop (23)
 FS Marcus Robertson (31)

SPECIALISTS

K Al Del Greco (3)
 P Craig Hentrich (15)

Pro Bowl

All-Pro

GM: Floyd Reese; **Head Coach:** Jeff Fisher

Asst. Coaches: George Henshaw (asst. head coach/run game), Les Steckel (off. coord.), Gregg Williams (def. coord.), Bart Andrus (QB), O'Neill Gilbert (LB), Jerry Gray (DB), Alan Lowry (ST), Mike Munchak (OL), Jim Schwartz (def. asst.), Sherman Smith (RB), Steve Walters (WR), Jim Washburn (DL), Steve Watterson (strength & rehab.)

AMERICAN FOOTBALL CONFERENCE STANDINGS

AFC EAST	W	L	T	Pct
Indianapolis	13	3	0	.813
* Buffalo	11	5	0	.688
* Miami	9	7	0	.563
N.Y. Jets	8	8	0	.500
New England	8	8	0	.500
AFC CENTRAL				
W	L	T	Pct	
Jacksonville	14	2	0	.875
* Tennessee	13	3	0	.813
Baltimore	8	8	0	.500
Pittsburgh	6	10	0	.375
Cincinnati	4	12	0	.250
Cleveland	2	14	0	.125
AFC WEST				
W	L	T	Pct	
Seattle	9	7	0	.563
Kansas City	9	7	0	.563
Oakland	8	8	0	.500
San Diego	8	8	0	.500
Denver	6	10	0	.375

NATIONAL FOOTBALL CONFERENCE STANDINGS

NFC EAST	W	L	T	Pct
Washington	10	6	0	.625
* Dallas	8	8	0	.500
N.Y. Giants	7	9	0	.438
Arizona	6	10	0	.375
Philadelphia	5	11	0	.313
NFC CENTRAL				
W	L	T	Pct	
Tampa Bay	11	5	0	.688
* Minnesota	10	6	0	.625
* Detroit	8	8	0	.500
Green Bay	8	8	0	.500
Chicago	6	10	0	.375
NFC WEST				
W	L	T	Pct	
St. Louis	13	3	0	.813
Carolina	8	8	0	.500
Atlanta	5	11	0	.313
San Francisco	4	12	0	.250
New Orleans	3	13	0	.188

* Wild Card for Playoffs

TITANS VS. THE NFL

All-time regular season and playoff records versus 31 current NFL opponents

OPPONENT	FIRST MEETING	REGULAR SEASON			POSTSEASON			COMBINED			STREAK	LAST TIME
		HOME	AWAY	TOTAL	HOME	AWAY	TOTAL	HOME	AWAY	TOTAL		
Arizona Cardinals	1970	2-5-0	2-3-0	4-8-0	0-0	0-0	0-0	2-5-0	2-3-0	4-8-0	L3	9/12/21 at Ten, L 13-38
Atlanta Falcons	1972	5-2-0	3-5-0	8-7-0	0-0	0-0	0-0	5-2-0	3-5-0	8-7-0	W1	9/29/19 at Atl, W 24-10
Baltimore Ravens	1996	6-5-0	5-5-0	11-10-0	0-3	2-0	2-2	6-8-0	7-5-0	13-13-0	L1	1/10/21 at Ten, L 13-20
Buffalo Bills	1960	15-8-0	14-9-0	29-17-0	1-0	0-2	1-2	16-8-0	14-11-0	30-19-0	W2	10/18/21 at Ten, W 34-31
Carolina Panthers	1996	1-2-0	2-1-0	3-3-0	0-0	0-0	0-0	1-2-0	2-1-0	3-3-0	L2	11/3/19 at Car, L 20-30
Chicago Bears	1973	3-4-0	4-2-0	7-6-0	0-0	0-0	0-0	3-4-0	4-2-0	7-6-0	W2	11/8/20 at Ten, W 24-17
Cincinnati Bengals	1968	23-13-1	17-21-0	40-34-1	0-0	0-1	0-1	23-13-1	17-22-0	40-35-1	L1	11/1/20 at Cin, L 20-31
Cleveland Browns	1970	14-20-0	17-16-0	31-36-0	0-0	1-0	1-0	14-20-0	17-16-0	31-36-0	L1	12/6/20 at Ten, L 35-41
Dallas Cowboys	1970	2-5-0	5-3-0	7-8-0	0-0	0-0	0-0	2-5-0	5-3-0	7-8-0	W1	11/5/18 at Dal, W 28-14
Denver Broncos	1960	15-6-0	8-10-1	23-16-1	1-0	0-2	1-2	16-6-0	8-12-1	24-18-1	W1	9/14/20 at Den, W 16-14
Detroit Lions	1971	6-2-0	4-1-0	10-3-0	0-0	0-0	0-0	6-2-0	4-1-0	10-3-0	W6	12/20/20 at Ten, W 46-25
Green Bay Packers	1972	3-3-0	4-3-0	7-6-0	0-0	0-0	0-0	3-3-0	4-3-0	7-6-0	L1	12/27/20 at GB, L 14-40
Houston Texans	2002	12-7-0	9-10-0	21-17-0	0-0	0-0	0-0	12-7-0	9-10-0	21-17-0	W3	1/3/21 at Hou, W 41-38
Indianapolis Colts	1970	9-16-0	9-19-0	18-35-0	0-0	1-0	1-0	9-16-0	10-19-0	19-35-0	W2	9/26/21 at Ten, W 25-16
Jacksonville Jaguars	1995	17-9-0	15-12-0	32-21-0	0-0	1-0	1-0	17-9-0	16-12-0	33-21-0	W4	10/10/21 at Jax, W 37-19
Kansas City Chiefs	1960	14-10-0	10-17-0	24-27-0	0-2	1-1	1-3	14-12-0	11-18-0	25-30-0	W1	10/24/21 at Ten, W 27-3
Las Vegas Raiders	1960	15-14-0	6-12-0	21-26-0	0-0	0-4	0-4	15-14-0	6-16-0	21-30-0	W1	12/8/19 at Oak, W 42-21
Los Angeles Chargers	1960	12-9-0	3-18-1	15-27-1	1-0	2-1	3-1	13-9-0	5-19-1	18-28-1	W1	10/20/19 at Ten, W 23-20
Los Angeles Rams	1973	3-4-0	2-3-0	5-7-0	0-0	0-0	0-1*	3-4-0	2-3-0	5-8-0*	L1	12/24/17 at Ten, L 23-27
Miami Dolphins	1966	8-8-0	8-13-0	16-21-0	0-0	1-0	1-0	8-8-0	9-13-0	17-21-0	L2	9/9/18 at Mia, L 20-27
Minnesota Vikings	1974	3-2-0	2-7-0	5-9-0	0-0	0-0	0-0	3-2-0	2-7-0	5-9-0	W1	9/27/20 at Min, W 31-30
New England Patriots	1960	11-7-0	5-16-1	16-23-1	0-0	2-2	2-2	11-7-0	7-18-1	18-25-1	W2	1/4/20 at NE, W 20-13
New Orleans Saints	1971	2-4-1	6-2-0	8-6-1	0-0	0-0	0-0	2-4-1	6-2-0	8-6-1	L1	12/22/19 at TEN, L 28-38
New York Giants	1973	3-3-0	3-3-0	6-6-0	0-0	0-0	0-0	3-3-0	3-3-0	6-6-0	W1	12/16/18 at NY, W 17-0
New York Jets	1960	18-6-0	6-14-1	24-20-1	1-0	0-0	1-0	19-7-0	6-13-1	25-20-1	L1	10/3/21 at NYJ, L 24-27 OT
Philadelphia Eagles	1972	3-3-0	2-4-0	5-7-0	0-0	0-0	0-0	3-3-0	2-4-0	5-7-0	W1	9/30/18 at Ten, W 26-23 OT
Pittsburgh Steelers	1970	19-19-0	12-25-0	31-44-0	1-1	0-2	1-3	20-20-0	12-27-0	32-47-0	L3	10/25/20 at Ten, L 24-27
San Francisco 49ers	1970	2-5-0	3-4-0	5-9-0	0-0	0-0	0-0	2-5-0	3-4-0	5-9-0	L2	12/17/17 at SF, L 23-25
Seattle Seahawks	1977	4-3-0	3-7-0	7-10-0	1-0	0-0	1-0	5-3-0	3-7-0	8-10-0	W2	9/19/21 at Sea, W 33-30
Tampa Bay Buccaneers	1976	8-0-0	2-2-0	10-2-0	0-0	0-0	0-0	8-0-0	2-2-0	10-2-0	W3	10/27/19 at Ten, W 27-23
Washington Football Team	1971	4-2-0	3-4-0	7-6-0	0-0	0-0	0-0	3-2-0	3-4-0	6-6-0	W1	12/22/18 at Ten, W 25-16

* Series vs. Los Angeles includes Super Bowl XXXIV loss in Atlanta, Ga.

^ Game played in London, U.K.

Notes: The Cardinals were previously the Phoenix Cardinals (1988-93), St. Louis Cardinals (1960-87) and Chicago Cardinals (1920-59). The Bears were previously the Decatur Staleys (1920) and Chicago Staleys (1921). The Browns did not play from 1996-98 and rejoined league as expansion team in 1999. The Colts were previously the Baltimore Colts (1953-83). The Chiefs were previously the Dallas Texans (1960-62). The Patriots were previously the Boston Patriots (1960-70). The Jets were previously the New York Titans (1960-62). The Raiders were previously the Oakland Raiders (1960-81 and 1995-2019) and the Los Angeles Raiders (1982-94). The Rams were previously the Cleveland Rams (1937-42, 1944-45) and the St. Louis Rams (1995-2015).

TEAM-BY-TEAM RESULTS

Oilers/Titans Home Stadium Dates

1960-64: Jeppesen Stadium, Houston
 1965-67: Rice Stadium, Houston
 1968-96: Astrodome, Houston
 1997: Liberty Bowl, Memphis
 1998: Vanderbilt Stadium, Nashville
 1999-Present: Nissan Stadium, Nashville

Abbreviations

AFL Champ - AFL Championship game
 AFL Div - AFL Divisional playoff game
 WC - first round playoff game (Wild Card)
 Div - Divisional playoff game
 Champ - AFC Championship game
 SB - Super Bowl XXXIV



vs. ARIZONA CARDINALS

Regular Season: 4-8 (Home 2-5, Away 2-3) • Playoffs: 0-0

Date	Site	W/L	Score
11-1-70	St.L	L	0-44
10-20-74	Hou	L	27-31
10-7-79	Hou	L	17-24
10-27-85	St.L	W	20-10
11-20-88	Hou	W	38-20
12-4-94	Hou	L	12-30
10-26-97	Ariz	W	41-14
10-23-05	Ariz	L	10-20

Date	Site	W/L	Score
11-29-09	Tenn	W	20-17
12-15-13	Tenn	L	34-37 OT
12-10-17	Ariz	L	7-12
9-12-21	Tenn	L	13-38

Points: Titans 239, Cardinals 297
Longest Win Streak: 2 (1985-88)
Longest Losing Streak: 3 (Twice, last 2013-21)
At Nissan Stadium: 1-2
At Univ. of Phoenix Stadium: 0-1



vs. ATLANTA FALCONS

Regular Season: 8-7 (Home 5-2, Away 3-5) • Playoffs: 0-0

Date	Site	W/L	Score
12-3-72	Atl	L	10-20
11-28-76	Hou	W	20-14
9-3-78	Atl	L	14-20
11-29-81	Hou	L	27-31
9-23-84	Atl	L	10-42
10-25-87	Hou	W	37-33

Date	Site	W/L	Score
9-9-90	Atl	L	27-47
12-5-93	Hou	W	33-17
10-13-96	Atl	W	23-13
12-19-99	Tenn	W	30-17
11-23-03	Atl	W	38-31
10-7-07	Tenn	W	20-13

Date	Site	W/L	Score
11-20-11	Atl	L	17-23
10-25-15	Ten	L	7-10
9-29-19	Atl	W	24-10

Points: Titans 337, Falcons 341
Longest Win Streak: 5 (1993-2007)
Longest Losing Streak: 3 (1978-84)
At Nissan Stadium: 2-1
At Georgia Dome: 2-1
At Mercedes-Benz Stadium: 1-0



vs. BALTIMORE RAVENS

Regular Season: 11-10 (Home 6-5, Away 5-5) • Playoffs: 2-3 (Home 0-3, Away 2-0)

Date	Site	W/L	Score
9-15-96	Hou	W	29-13
12-22-96	Balt	W	24-21 OT
9-21-97	Tenn	L	10-36
12-14-97	Balt	L	19-21
10-11-98	Balt	W	12-8
12-6-98	Tenn	W	16-14
10-10-99	Tenn	W	14-11
12-5-99	Balt	L	14-41
10-22-00	Balt	W	14-6

Date	Site	W/L	Score
11-12-00	Tenn	L	23-24
1-7-01	Tenn	L	10-24 (Div)
10-7-01	Balt	L	7-26
11-12-01	Tenn	L	10-16
11-24-02	Balt	L	12-13
1-3-04	Balt	W	20-17 (WC)
9-18-05	Tenn	W	25-10
11-12-06	Tenn	L	26-27
10-05-08	Balt	W	13-10

Date	Site	W/L	Score
1-10-09	Tenn	L	10-13 (Div)
9-18-11	Tenn	W	26-13
11-9-14	Balt	L	7-21
11-5-17	Tenn	W	23-20
10-14-18	Tenn	L	0-21
1-11-20	Balt	W	28-12 (Div)
11-22-20	Balt	W	30-24 OT
1-10-21	Tenn	L	13-20 (WC)

Points: Titans 435, Ravens 482
Longest Win Streak: 3 (1998-99)
Longest Losing Streak: 5 (2000-02)
At Nissan Stadium: 4-7
At M&T Bank Stadium: 6-4
Series Sweeps: Titans (1996, 98); Ravens (1997, 2001)



vs. BUFFALO BILLS

Regular Season: 29-17 (Home 15-8, Away 14-9) • Playoffs: 1-2 (Home 1-0, Away 0-2)

Date	Site	W/L	Score
10-30-60	Buff	L	24-25
12-11-60	Hou	W	31-23
10-8-61	Hou	L	12-22
10-29-61	Buff	W	28-16
9-9-62	Buff	W	28-23
10-7-62	Hou	W	17-14
9-28-63	Buff	W	31-20
10-20-63	Hou	W	28-14
10-11-64	Hou	L	17-48
11-1-64	Buff	L	10-24
10-31-65	Buff	W	19-17
12-5-65	Hou	L	18-29
9-25-66	Buff	L	20-27
11-20-66	Hou	L	20-42
9-17-67	Buff	W	20-3
10-29-67	Hou	W	10-3

Date	Site	W/L	Score
10-27-68	Buff	W	30-7
12-7-68	Hou	W	35-6
9-21-69	Buff	W	17-3
10-5-69	Hou	W	28-14
12-12-71	Buff	W	20-14
11-10-74	Buff	W	21-9
9-19-76	Buff	W	13-3
10-15-78	Hou	W	17-10
9-25-83	Buff	L	13-30
11-10-85	Buff	L	0-20
12-21-86	Hou	W	16-7
9-20-87	Buff	L	30-34
1-1-89	Buff	L	10-17 (Div)
9-24-89	Hou	L	41-47 OT
11-26-90	Hou	W	27-24
12-27-92	Hou	W	27-3

Date	Site	W/L	Score
1-3-93	Buff	L	38-41 OT (WC)
10-11-93	Buff	L	7-35
9-18-94	Hou	L	7-15
12-24-95	Buff	W	28-17
11-23-97	Tenn	W	31-14
1-8-00	Tenn	W	22-16 (WC)
9-3-00	Buff	L	13-16
12-14-03	Tenn	W	28-26
12-24-06	Buff	W	30-29
11-15-09	Tenn	W	41-17
12-4-11	Buff	W	23-17
10-21-12	Buff	W	35-34
10-11-15	Tenn	L	13-14
10-7-18	Buff	L	12-13
10-6-19	Tenn	L	7-14
10-13-20	Tenn	W	42-16

Points: Titans 1,076, Bills 949
Longest Win Streak: 10 (1967-78)
Longest Losing Streak: 3 (last 2015-19)
At Nissan Stadium: 5-1 overall (1-0 post)
At Ralph Wilson Stadium: 6-7 overall (0-2 postseason)
At New Era Field: 0-1 overall
Series Sweeps: Titans (1962, 63, 67, 68, 69); Bills (1964, 66)



vs. CAROLINA PANTHERS

Regular Season: 3-3 (Home 1-2, Away 2-1) • Playoffs: 0-0

Date	Site	W/L	Score
11-24-96	Hou	L	6-31
10-19-03	Car	W	37-17
11-4-07	Tenn	W	20-7
11-13-11	Car	W	30-3
11-15-15	Tenn	L	10-27

Date	Site	W/L	Score
11-3-19	Car	L	20-30

Total Points: Titans 123, Panthers 115
Longest Win Streak: 3 (2003-11)
Longest Losing Streak: 2 (2015-19)
At Nissan Stadium: 1-1
At Bank of America Stadium: 2-1



vs. CHICAGO BEARS

Regular Season: 7-6 (Home 3-4, Away 4-2) • Playoffs: 0-0

Date	Site	W/L	Score
10-28-73	Chi	L	14-35
11-6-77	Hou	W	47-0
11-16-80	Chi	W	10-6
10-12-86	Hou	L	7-20
10-15-89	Chi	W	33-28

Date	Site	W/L	Score
12-7-92	Hou	W	24-7
10-22-95	Chi	L	32-35
10-25-98	Tenn	L	20-23
11-14-04	Tenn	L	17-19 OT
11-9-08	Chi	W	21-14

Date	Site	W/L	Score
11-4-12	Tenn	L	20-51
11-27-16	Chi	W	27-21
11-8-20	Tenn	W	24-17

Total Points: Titans 296, Bears 266
Longest Win Streak: 2 (last 1989-92)
Longest Losing Streak: 3 (1995-04)
At Nissan Stadium: 1-2
At Soldier Field: 4-2



vs. CINCINNATI BENGALS

Regular Season: 40-34-1 (Home 23-13-1, Away 17-21) • Playoffs: 0-1 (Home 0-0, Away 0-1)

Date	Site	W/L	Score
11-3-68	Cin	W	27-17
11-9-69	Hou	T	31-31
10-4-70	Cin	W	20-13
12-13-70	Hou	L	20-30
10-31-71	Hou	W	10-6
11-21-71	Cin	L	13-28
10-29-72	Cin	L	7-30
12-17-72	Hou	L	17-61
9-23-73	Cin	L	10-24
12-16-73	Hou	L	24-27
10-27-74	Cin	W	21-34
11-17-74	Hou	W	20-3
10-5-75	Hou	L	19-21
11-30-75	Cin	L	19-23
10-24-76	Hou	L	7-27
11-14-76	Cin	L	27-31
10-30-77	Cin	L	10-13 OT
12-18-77	Hou	W	21-16
10-29-78	Cin	L	13-28
11-26-78	Hou	W	17-10
9-23-79	Cin	W	30-27 OT
11-18-79	Hou	W	42-21

Date	Site	W/L	Score
9-28-80	Cin	W	13-10
10-26-80	Hou	W	23-3
10-4-81	Hou	W	17-10
11-1-81	Cin	L	21-34
9-12-82	Cin	L	6-27
1-2-83	Hou	L	27-35
11-6-83	Hou	L	14-55
11-20-83	Cin	L	10-38
10-7-84	Cin	L	3-13
10-28-84	Hou	L	13-31
10-20-85	Hou	W	27-44
12-1-85	Cin	L	27-45
10-19-86	Cin	L	28-31
11-9-86	Hou	W	32-28
11-1-87	Cin	W	31-29
12-27-87	Hou	W	21-17
10-23-88	Cin	L	21-44
12-11-88	Hou	W	41-6
11-13-89	Hou	W	26-24
12-17-89	Cin	L	7-61
10-14-90	Hou	W	48-17
12-23-90	Cin	L	20-40

Date	Site	W/L	Score
1-6-91	Cin	L	14-41 (WC)
9-8-91	Cin	W	30-7
10-27-91	Hou	W	35-3
10-11-92	Cin	W	38-24
10-25-92	Hou	W	26-10
10-24-93	Hou	W	28-12
11-14-93	Cin	W	38-3
9-25-94	Hou	W	20-13
11-13-94	Cin	L	31-34
9-24-95	Cin	W	38-28
11-12-95	Hou	L	25-32
10-6-96	Cin	W	30-27 OT
12-15-96	Hou	L	13-21
10-12-97	Tenn	W	30-7
12-4-97	Cin	L	14-41
9-6-98	Cin	W	23-14
10-18-98	Tenn	W	44-14
9-12-99	Tenn	W	36-35
11-14-99	Cin	W	24-14
10-8-00	Cin	W	23-14
12-10-00	Tenn	W	35-3
11-18-01	Cin	W	20-7

Date	Site	W/L	Score
1-6-02	Tenn	L	21-23
10-27-02	Cin	W	30-24
10-31-04	Tenn	W	27-20
10-16-05	Tenn	L	23-31
11-25-07	Cin	L	6-35
9-14-08	Cin	W	24-7
11-6-11	Tenn	L	17-24
9-21-14	Cin	L	7-33
11-12-17	Tenn	W	24-20
11-1-20	Cin	L	20-31

Total Points: Titans 1,745, Bengals 1,785
Longest Win Streak: 7 (last 1998-01)
Longest Losing Streak: 7 (1981-84)
At Nissan Stadium: 4-3
At Paul Brown Stadium: 4-3
Series Sweeps: Titans (1974, 79, 80, 87, 91, 92, 93, 98, 99, 00); Bengals (1972, 73, 75, 76, 82, 83, 84)



vs. CLEVELAND BROWNS

Regular Season: 31-36 (Home 14-20, Away 17-16) • Playoffs: 1-0 (Home 0-0, Away 1-0)

Date	Site	W/L	Score
11-22-70	Clev	L	14-28
12-7-70	Hou	L	10-21
9-19-71	Clev	L	0-31
11-28-71	Hou	L	24-27
10-22-72	Hou	L	17-23
11-5-72	Clev	L	0-20
10-21-73	Clev	L	13-42
11-11-73	Hou	L	13-23
9-22-74	Clev	L	7-20
12-15-74	Hou	W	24-28
10-12-75	Clev	W	10-40
12-21-75	Hou	W	10-21
11-7-76	Hou	L	7-21
12-5-76	Clev	L	10-13
10-16-77	Hou	L	23-24
12-11-77	Clev	W	15-19
10-1-78	Clev	W	13-16
11-5-78	Hou	W	10-14
9-30-79	Hou	W	31-10
12-2-79	Clev	L	7-14

Date	Site	W/L	Score
9-15-80	Clev	W	7-16
11-30-80	Hou	L	14-17
9-13-81	Clev	W	9-3
12-3-81	Hou	W	17-13
12-26-82	Hou	L	14-20
10-30-83	Clev	L	19-25 OT
12-11-83	Hou	W	27-34
11-25-84	Clev	L	10-27
12-16-84	Hou	L	20-27
10-13-85	Hou	L	6-21
12-15-85	Clev	L	21-28
9-14-86	Hou	L	20-23
11-30-86	Clev	L	10-13 OT
10-11-87	Clev	W	15-10
11-22-87	Hou	L	7-40
11-7-88	Hou	W	24-17
12-18-88	Clev	L	23-28
12-24-88	Clev	W	24-23 (WC)
10-29-89	Clev	L	17-28
12-23-89	Hou	L	20-24

Date	Site	W/L	Score
11-18-90	Clev	W	35-23
12-9-90	Hou	W	58-14
11-17-91	Hou	W	28-24
12-15-91	Clev	W	17-14
11-8-92	Hou	L	14-24
12-20-92	Clev	W	17-14
11-21-93	Clev	W	27-20
12-12-93	Hou	W	19-17
10-13-94	Hou	L	8-11
11-27-94	Clev	L	10-34
9-17-95	Hou	L	7-14
11-5-95	Clev	W	37-10
9-19-99	Tenn	W	26-9
11-28-99	Clev	W	33-21
11-19-00	Tenn	W	24-10
12-17-00	Clev	W	24-0
12-2-01	Clev	W	31-15
12-30-01	Tenn	L	38-41
9-22-02	Tenn	L	28-31 OT
11-6-05	Clev	L	14-20

Date	Site	W/L	Score
12-7-08	Tenn	W	28-9
10-2-11	Clev	W	31-13
10-5-14	Tenn	L	28-29
9-20-15	Clev	L	14-28
10-16-16	Tenn	W	28-26
10-22-17	Clev	W	12-9
9-8-19	Clev	W	43-13
12-6-20	Tenn	L	35-41

Total Points: Titans 1,368, Browns 1,364
Longest Win Streak: 6 (1995-01)
Longest Losing Streak: 9 (1970-74)
At Nissan Stadium: 4-4
At FirstEnergy Stadium: 6-2
Series Sweeps: Titans (1975, 78, 81, 90, 91, 93, 99, 00); Browns (1970, 71, 72, 73, 76, 84, 85, 86, 89, 94)



vs. DALLAS COWBOYS

Regular Season: 7-8 (Home 2-5, Away 5-3) • Playoffs: 0-0

Date	Site	W/L	Score
12-20-70	Dal	L	10-52
11-24-74	Hou	L	0-10
11-22-79	Dal	W	30-24
12-13-82	Hou	L	7-37
9-29-85	Hou	L	10-17
11-24-88	Dal	W	25-17
11-10-91	Hou	W	26-23 OT
9-11-94	Dal	L	17-20

Date	Site	W/L	Score
11-27-97	Dal	W	27-14
12-25-00	Tenn	W	31-0
9-15-02	Dal	L	13-21
10-1-06	Tenn	L	14-45
10-10-10	Dal	W	34-27
9-14-14	Tenn	L	10-26
11-5-18	Dal	W	28-14

Total Points: Titans 282, Cowboys 347
Longest Win Streak: 2 (last 1997-00)
Longest Losing Streak: 2 (last 2002-06)
At Nissan Stadium: 1-1
At AT&T Stadium: 2-0



vs. DENVER BRONCOS

Regular Season: 23-16-1 (Home 15-6, Away 8-10-1) • Playoffs: 1-2 (Home 1-0, Away 0-2)

Date	Site	W/L	Score	Date	Site	W/L	Score	Date	Site	W/L	Score	Date	Site	W/L	Score
11-6-60	Den	W	45-25	10-1-67	Hou	W	10-6	10-6-85	Den	L	20-31	9-14-20	Den	W	16-14
11-20-60	Hou	W	20-10	11-12-67	Den	W	20-18	10-4-87	Den	W	40-10				
11-5-61	Den	W	55-13	11-17-68	Hou	W	38-17	1-10-88	Den	L	10-34 (Div)				
11-26-61	Hou	W	45-14	10-26-69	Hou	W	24-21	10-6-91	Hou	W	42-14				
10-21-62	Den	L	10-20	11-16-69	Den	T	20-20	1-4-92	Den	L	24-26 (Div)				
12-2-62	Hou	W	34-17	11-29-70	Hou	W	31-21	10-18-92	Den	L	21-27				
9-14-63	Hou	W	14-20	9-17-72	Den	L	17-30	11-26-95	Hou	W	42-33				
10-13-63	Den	W	33-24	10-14-73	Hou	L	20-48	12-25-04	Tenn	L	16-37				
9-27-64	Den	W	38-17	12-8-74	Den	L	14-38	11-19-07	Den	L	20-34				
12-20-64	Hou	W	34-15	10-10-76	Hou	W	17-3	10-3-10	Tenn	L	20-26				
10-17-65	Den	L	17-28	12-4-77	Hou	L	14-24	9-25-11	Tenn	W	17-14				
11-14-65	Hou	L	21-31	12-23-79	Hou	W	13-7 (WC)	12-8-13	Den	L	28-51				
9-3-66	Hou	W	45-7	11-2-80	Den	W	20-16	12-11-16	Tenn	W	13-10				
10-2-66	Den	L	38-40	10-9-83	Hou	L	14-26	10-13-19	Den	L	0-16				

Total Points: Titans 1,056, Broncos 947
Longest Win Streak: 5 (1962-65)
Longest Losing Streak: 3 (1972-74, 2004-10)
At Nissan Stadium: 2-2
At Empower Field at Mile High: 1-3
Series Sweeps: Titans (1960, 61, 63, 64, 67, 68); Broncos (1965)



vs. DETROIT LIONS

Regular Season: 10-3 (Home 6-2, Away 4-1) • Playoffs: 0-0

Date	Site	W/L	Score	Date	Site	W/L	Score	Date	Site	W/L	Score	Total Points:	Longest Win Streak:	Longest Losing Streak:	At Nissan Stadium:	At Ford Field:
10-17-71	Hou	L	7-31	12-10-95	Hou	L	17-24	12-20-20	Tenn	W	46-25	Titans 351, Lions 290	6 (2001-20)	1 (last 1995)	3-0	2-0
10-26-75	Hou	W	24-8	10-21-01	Det	W	27-24									
11-13-83	Hou	W	27-17	1-2-05	Tenn	W	24-19									
10-5-86	Det	L	13-24	11-27-08	Det	W	47-10									
11-5-89	Hou	W	35-31	9-23-12	Tenn	W	44-41 OT									
11-26-92	Det	W	24-21	9-18-16	Det	W	16-15									

Total Points: Titans 351, Lions 290
Longest Win Streak: 6 (2001-20)
Longest Losing Streak: 1 (last 1995)
At Nissan Stadium: 3-0
At Ford Field: 2-0



vs. GREEN BAY PACKERS

Regular Season: 7-6 (Home 3-3, Away 4-3) • Playoffs: 0-0

Date	Site	W/L	Score	Date	Site	W/L	Score	Date	Site	W/L	Score	Total Points:	Longest Win Streak:	Longest Losing Streak:	At Nissan Stadium:	At Lambeau Field:
11-19-72	Hou	L	10-23	12-20-98	GB	L	22-30	12-27-20	GB	L	14-40	Titans 314, Packers 309	3 (last 2001-08)	2 (1992-98)	3-0	4-3
9-25-77	GB	W	16-10	12-16-01	Tenn	W	26-20									
12-14-80	GB	W	22-3	10-11-04	GB	W	48-27									
9-4-83	Hou	L	38-41 OT	11-02-08	Tenn	W	19-16 OT									
9-7-86	GB	W	31-3	12-23-12	GB	L	7-55									
12-13-92	Hou	L	14-16	11-13-16	Tenn	W	47-25									

Total Points: Titans 314, Packers 309
Longest Win Streak: 3 (last 2001-08)
Longest Losing Streak: 2 (1992-98)
At Nissan Stadium: 3-0
At Lambeau Field: 4-3



vs. HOUSTON TEXANS

Regular Season: 21-17 (Home 12-7, Away 9-10) • Playoffs: 0-0

Date	Site	W/L	Score	Date	Site	W/L	Score	Date	Site	W/L	Score	Total Points:	Longest Win Streak:	Longest Losing Streak:	At Nissan Stadium:	At NRG Stadium:	Series Sweeps:
11-10-02	Tenn	W	17-10	12-14-08	Hou	L	12-13	11-1-15	Hou	L	6-20	Titans 819, Texans 917	7 (2005-08)	5 (2014-16)	12-7	9-10	Titans (2002, 03, 05, 06, 07, 20); Texans (2004, 12, 14, 15)
12-29-02	Hou	W	13-3	9-20-09	Tenn	L	31-34	12-27-15	Tenn	L	6-34						
10-12-03	Tenn	W	38-17	11-23-09	Hou	W	20-17	10-2-16	Hou	L	20-27						
12-21-03	Hou	W	27-24	11-28-10	Hou	L	0-20	1-1-17	Tenn	W	24-17						
10-17-04	Tenn	L	10-20	12-19-10	Tenn	W	31-17	10-1-17	Hou	L	14-57						
11-28-04	Hou	L	21-31	10-23-11	Tenn	L	7-41	12-3-17	Tenn	W	24-13						
10-9-05	Hou	W	34-20	1-1-12	Hou	W	23-22	9-16-18	Tenn	W	20-17						
12-11-05	Tenn	W	13-10	9-30-12	Hou	L	14-38	11-26-18	Hou	L	17-34						
10-29-06	Tenn	W	28-22	12-2-12	Tenn	L	10-24	12-15-19	Tenn	L	21-24						
12-10-06	Hou	W	26-20 OT	9-15-13	Hou	L	24-30 OT	12-29-19	Hou	W	35-14						
10-21-07	Hou	W	38-36	12-29-13	Tenn	W	16-10	10-18-20	Tenn	W	42-36 OT						
12-2-07	Tenn	W	28-20	10-26-14	Tenn	L	16-30	1-3-21	Hou	W	41-38						
9-21-08	Tenn	W	31-12	11-30-14	Hou	L	21-45										

Total Points: Titans 819, Texans 917
Longest Win Streak: 7 (2005-08)
Longest Losing Streak: 5 (2014-16)
At Nissan Stadium: 12-7
At NRG Stadium: 9-10
Series Sweeps: Titans (2002, 03, 05, 06, 07, 20); Texans (2004, 12, 14, 15)



vs. INDIANAPOLIS COLTS

Regular Season: 18-35 (Home 9-16, Away 9-19) • Playoffs: 1-0 (Home 0-0, Away 1-0)

Date	Site	W/L	Score	Date	Site	W/L	Score	Date	Site	W/L	Score	Total Points:	Longest Win Streak:	Longest Losing Streak:	At Nissan Stadium:	At Lucas Oil Stadium:	Series Sweeps:
10-11-70	Hou	L	20-24	12-7-03	Tenn	L	27-29	12-9-12	Ind	L	23-27	Titans 1,094, Colts 1,480	3 (last 1999-02)	11 (2011-16)	6-14	5-8	Titans (2002, 17); Colts (2003, 04, 05, 09, 10, 12, 13, 14, 15, 16, 18)
11-4-73	Balt	W	31-27	9-19-04	Tenn	L	17-31	11-14-13	Tenn	L	27-30						
11-1-76	Balt	L	14-38	12-5-04	Ind	L	24-51	12-1-13	Ind	L	14-22						
10-14-79	Balt	W	28-16	10-2-05	Tenn	L	10-31	9-28-14	Ind	L	17-41						
9-21-80	Hou	W	21-16	12-4-05	Ind	L	3-35	12-28-14	Tenn	L	10-27						
12-18-83	Balt	L	10-20	10-8-06	Ind	L	13-14	9-27-15	Tenn	L	33-35						
9-9-84	Hou	L	21-35	12-3-06	Tenn	W	20-17	1-3-16	Ind	L	24-30						
12-22-85	Ind	L	16-34	9-16-07	Tenn	L	20-22	10-23-16	Tenn	L	26-34						
11-23-86	Hou	W	31-17	12-30-07	Ind	W	16-10	11-20-16	Ind	L	17-24						
11-29-87	Ind	L	27-51	10-27-08	Tenn	W	31-21	10-16-17	Tenn	W	36-22						
9-4-88	Ind	W	17-14 OT	12-28-08	Ind	L	0-23	11-26-17	Ind	W	20-16						
9-23-90	Hou	W	24-10	10-11-09	Tenn	L	9-31	11-18-18	Ind	L	10-38						
9-13-92	Ind	W	20-10	12-06-09	Ind	L	17-27	12-30-18	Tenn	L	17-33						
9-4-94	Ind	L	21-45	12-9-10	Tenn	L	28-30	9-15-19	Tenn	L	17-19						
1-16-00	Ind	W	19-16 (Div)	1-2-11	Ind	L	20-23	12-1-19	Ind	W	31-17						
11-3-02	Ind	W	23-15	10-30-11	Tenn	W	27-10	11-12-20	Tenn	L	17-34						
12-8-02	Tenn	W	27-17	12-18-11	Ind	L	13-27	11-29-20	Ind	W	45-26						
9-14-03	Ind	L	7-33	10-28-12	Tenn	L	13-19 OT	9-26-21	Tenn	W	25-16						

Total Points: Titans 1,094, Colts 1,480
Longest Win Streak: 3 (last 1999-02)
Longest Losing Streak: 11 (2011-16)
At Nissan Stadium: 6-14
At RCA Dome: 5-8
At Lucas Oil Stadium: 3-10
Series Sweeps: Titans (2002, 17); Colts (2003, 04, 05, 09, 10, 12, 13, 14, 15, 16, 18)



vs. JACKSONVILLE JAGUARS Regular Season: 32-21 (Home 17-9, Away 15-12) • Playoffs: 1-0 (Home 0-0, Away 1-0)

Date	Site	W/L	Score	Date	Site	W/L	Score	Date	Site	W/L	Score	Date	Site	W/L	Score
9-3-95	Jax	W	10-3	10-28-03	Jax	W	30-17	12-24-11	Tenn	W	23-17	9-20-20	Tenn	W	33-30
10-1-95	Hou	L	17-16	11-16-03	Tenn	W	10-3	11-25-12	Jax	L	19-24	12-13-20	Jax	W	31-10
9-8-96	Jax	W	34-27	9-26-04	Tenn	L	15-12	12-30-12	Tenn	W	38-20	10-10-21	Jax	W	37-19
12-8-96	Hou	L	17-23	11-21-04	Jax	W	18-15	11-10-13	Tenn	L	27-29	Total Points: Titans 1,178, Jaguars 1,016			
11-2-97	Tenn	L	24-30	11-20-05	Tenn	L	28-31	12-22-13	Jax	W	20-16	Longest Win Streak: 5 (last 2001-03)			
11-16-97	Jax	L	9-17	1-1-06	Jax	L	13-40	10-12-14	Tenn	W	16-14	Longest Losing Streak: 4 (1996-98)			
9-27-98	Tenn	L	22-27	11-5-06	Jax	L	7-37	12-18-14	Jax	L	13-21	At Nissan Stadium: 17-5			
12-13-98	Jax	W	16-13	12-17-06	Tenn	W	24-17	11-19-15	Jax	L	13-19	At TIAA Bank Field: 16-12			
9-26-99	Jax	W	20-19	9-9-07	Jax	W	13-10	12-6-15	Tenn	W	42-39	Series Sweeps: Titans (1999, 02, 08, 17, 18, 20); Jaguars (1997, 05)			
12-26-99	Tenn	W	41-14	11-11-07	Tenn	L	13-28	10-27-16	Tenn	W	36-22				
1-23-00	Jax	W	33-14 (Champ)	9-7-08	Tenn	W	17-10	12-24-16	Jax	L	17-38				
10-16-00	Tenn	W	27-13	11-16-08	Jax	W	24-14	9-17-17	Jax	W	37-16				
11-26-00	Jax	L	13-16	10-4-09	Jax	L	17-37	12-31-17	Tenn	W	15-10				
9-23-01	Jax	L	6-13	11-1-09	Tenn	W	30-13	9-23-18	Jax	W	9-6				
11-4-01	Tenn	W	28-24	10-18-10	Jax	W	30-3	12-6-18	Tenn	W	30-9				
10-13-02	Tenn	W	23-14	12-5-10	Tenn	L	6-17	9-19-19	Jax	L	7-20				
12-22-02	Jax	W	28-10	9-11-11	Jax	L	14-16	11-24-19	Tenn	W	42-20				



vs. KANSAS CITY CHIEFS Regular Season: 24-27 (Home 14-10, Away 10-17) • Playoffs: 1-3 (Home 0-2, Away 1-1)

Date	Site	W/L	Score	Date	Site	W/L	Score	Date	Site	W/L	Score	Date	Site	W/L	Score
10-16-60	Hou	W	20-10	10-22-67	KC	W	24-19	11-03-85	Hou	W	23-20	12-26-10	KC	L	14-34
12-04-60	Dal	L	0-24	9-09-68	Hou	L	21-26	9-21-86	KC	L	13-27	10-6-13	Tenn	L	17-26
10-01-61	Dal	L	21-26	11-28-68	KC	L	10-24	10-09-88	Hou	W	7-6	9-7-14	KC	W	26-10
10-22-61	Hou	W	38-7	10-12-69	KC	L	0-24	11-26-89	KC	L	0-34	12-18-16	KC	W	19-17
10-28-62	Hou	L	7-31	11-08-70	KC	L	9-24	12-16-90	KC	W	27-10	1-6-18	KC	W	22-21 (WC)
11-04-62	Dal	W	14-6	9-26-71	Hou	L	16-20	9-16-91	Hou	W	17-7	11-10-19	Tenn	W	35-32
12-23-62	Hou	L	17-20 (AFL Champ)	11-18-73	KC	L	14-38	9-20-92	Hou	W	23-20	1-19-20	KC	L	24-35 (Champ)
10-06-63	KC	L	7-28	9-29-74	Hou	L	7-17	9-12-93	Hou	W	30-0	10-24-21	Tenn	W	27-3
10-27-63	Hou	W	28-7	11-02-75	KC	W	17-13	1-16-94	Hou	L	20-28 (Div)	Total Points: Titans 1,029, Chiefs 1,188			
10-04-64	KC	L	7-28	11-27-77	Hou	W	34-20	12-18-94	KC	L	9-31	Longest Win Streak: 4 (last 2014-19)			
11-22-64	Hou	L	19-28	9-10-78	KC	W	20-17	11-19-95	KC	L	13-20	Longest Losing Streak: 7 (1968-74)			
10-24-65	Hou	W	38-36	9-16-79	Hou	W	20-6	9-01-96	Hou	L	19-20	At Nissan Stadium: 3-2			
11-28-65	KC	L	21-52	10-12-80	KC	L	20-21	9-10-00	Ten	W	17-14	At Arrowhead Stadium: 9-9			
10-30-66	KC	L	23-48	11-15-81	KC	L	10-23	12-13-04	Ten	L	38-49				
9-09-67	Hou	L	20-25	10-23-83	Hou	L	10-13	12-16-07	KC	W	26-17				
				11-11-84	KC	W	17-16	10-19-08	KC	W	34-10				



vs. LAS VEGAS RAIDERS Regular Season: 21-26 (Home 15-14, Away 6-12) • Playoffs: 0-4 (Home 0-0, Away 0-4)

Date	Site	W/L	Score	Date	Site	W/L	Score	Date	Site	W/L	Score	Date	Site	W/L	Score
9-11-60	Oak	W	37-22	9-29-68	Hou	L	15-24	11-19-89	Hou	W	23-7	12-8-19	Oak	W	42-21
9-25-60	Hou	L	13-14	9-14-69	Oak	L	17-21	9-1-91	Hou	W	47-17	Total Points: Titans 1,153, Raiders 1,221			
9-9-61	Hou	W	55-0	12-21-69	Oak	L	7-56 (AFL Div)	10-30-94	LA	L	14-17	Longest Win Streak: 4 (1961-62)			
12-17-61	Oak	W	47-16	11-14-71	Oak	L	21-41	8-31-97	Tenn	W	24-21 OT	Longest Losing Streak: 9 (1966-73)			
11-11-62	Oak	W	28-20	10-9-72	Hou	L	0-34	12-9-99	Tenn	W	21-14	At Nissan Stadium: 4-4			
12-9-62	Hou	W	32-17	12-2-73	Hou	L	6-17	12-22-01	Oak	W	13-10	At Oakland Alameda Coliseum: 3-11			
9-7-63	Hou	L	13-24	12-14-75	Hou	W	27-26	9-29-02	Oak	L	25-52	At Allegiant Stadium: 0-0			
12-22-63	Oak	L	49-52	9-26-76	Hou	L	13-14	1-19-03	Oak	L	24-41 (Champ)	Series Sweeps: Titans (1961,62); Raiders (1963, 65)			
9-19-64	Hou	W	42-28	11-13-77	Oak	L	29-34	9-7-03	Tenn	W	25-20				
11-15-64	Oak	L	10-20	10-8-78	Oak	L	17-21	12-19-04	Oak	L	35-40				
9-26-65	Oak	L	17-21	11-11-79	Hou	W	31-17	10-30-05	Tenn	L	25-34				
11-7-65	Hou	L	21-33	12-28-80	Oak	L	7-27 (WC)	10-28-07	Tenn	W	13-9				
9-10-66	Hou	W	31-0	11-8-81	Hou	W	17-16	9-12-10	Tenn	W	38-13				
11-6-66	Oak	L	23-38	9-11-83	LA	L	6-20	11-24-13	Oak	W	23-19				
12-10-67	Hou	L	7-19	9-2-84	Hou	L	14-24	11-29-15	Tenn	L	21-24				
12-31-67	Oak	L	7-40 (AFL Champ)	10-26-86	Hou	L	17-28	9-25-16	Tenn	L	10-17				
				9-11-88	Hou	W	38-35	9-10-17	Tenn	L	16-26				

 vs. LOS ANGELES CHARGERS Regular Season: 15-27-1 (Home 12-9, Away 3-18-1) • Playoffs: 3-1 (Home 1-0, Away 2-1)

Date	Site	W/L	Score
9-18-60	Hou	W	38-28
11-13-60	LA	L	21-24
1-1-61	Hou	W	24-16 (AFL Champ)
9-24-61	SD	L	24-34
12-3-61	Hou	W	33-13
12-24-61	SD	W	10-3 (AFL Champ)
9-23-62	SD	W	42-17
11-25-62	Hou	W	33-27
12-1-63	SD	L	0-27
12-15-63	Hou	L	14-20
9-12-64	SD	L	21-27
10-25-64	Hou	L	17-20
10-3-65	SD	L	14-31
12-12-65	Hou	L	26-37
12-4-66	Hou	L	22-28

Date	Site	W/L	Score
9-24-67	SD	L	3-13
12-16-67	Hou	W	17-24
9-21-68	SD	L	14-30
11-27-69	Hou	L	17-21
10-25-70	SD	T	31-31
12-19-71	Hou	W	49-33
11-26-72	SD	L	20-34
9-15-74	Hou	W	21-14
9-28-75	Hou	W	33-17
10-17-76	SD	L	27-30
12-17-78	Hou	L	24-45
12-29-79	SD	W	17-14 (Div)
9-16-84	SD	L	14-31
11-24-85	Hou	W	37-35
12-7-86	SD	L	0-27
12-6-87	Hou	W	33-18
9-17-89	SD	W	34-27

Date	Site	W/L	Score
9-30-90	SD	W	17-7
9-27-92	Hou	W	27-0
9-19-93	SD	L	17-18
9-13-98	Tenn	L	7-13
10-3-04	SD	L	17-38
9-17-06	SD	L	7-40
12-9-07	Tenn	L	17-23 OT
1-6-08	SD	L	6-17 (WC)
12-25-09	Tenn	L	17-42
10-31-10	SD	L	25-33
9-16-12	SD	L	10-38
9-22-13	Tenn	W	20-17
11-6-16	SD	L	35-43
10-21-18	LA*	L	19-20
10-20-19	Tenn	W	23-20


Total Points: Titans 1,001, Chargers 1,158
Longest Win Streak: 4 (1961-62, 1987-92)
Longest Losing Streak: 9 (1993-2012)
At Nissan Stadium: 2-2
At Qualcomm Stadium: 3-13-1
At StubHub Center: 0-0
At SoFi Stadium: 0-0
***At Wembley Stadium:** 0-1
Series Sweeps: Titans (1962); Chargers (1963, 64, 65)

 vs. LOS ANGELES RAMS Regular Season: 5-7 (Home 3-4, Away 2-3) • Playoffs: 0-1 (Neutral Site 0-1)

Date	Site	W/L	Score
10-7-73	Hou	L	26-31
9-24-78	Hou	L	6-10
9-6-81	LA	W	27-20
12-9-84	LA	L	16-27
9-13-87	Hou	W	20-16
11-4-90	LA	L	13-17
9-26-93	Hou	L	28-13

Date	Site	W/L	Score
9-26-93	Hou	L	28-13
10-31-99	Tenn	W	24-21
1-30-00	Atl	L	16-23 (SB 34)
9-25-05	St.L	L	27-31
12-13-09	Tenn	W	47-7
11-3-13	StL	W	28-21
12-24-17	Tenn	L	27-23

Total Points: Titans 286, Rams 279
Longest Win Streak: 2 (2009-13)
Longest Losing Streak: 2 (last 2000-05)
At Nissan Stadium: 2-1
At Edward Jones Dome: 1-1
At L.A. Memorial Coliseum: 0-0
At SoFi Stadium: 0-0

 vs. MIAMI DOLPHINS Regular Season: 16-21 (Home 8-8, Away 8-13) • Playoffs: 1-0 (Home 0-0, Away 1-0)

Date	Site	W/L	Score
10-23-66	Hou	L	13-20
12-18-66	Mia	L	28-29
12-3-67	Hou	W	17-14
12-23-67	Mia	W	41-10
9-14-68	Mia	W	24-10
10-6-68	Hou	L	7-24
9-28-69	Hou	W	22-10
11-23-69	Mia	W	32-7
9-27-70	Hou	L	10-20
9-24-72	Mia	L	13-34
11-16-75	Hou	W	20-19
10-2-77	Mia	L	7-27

Date	Site	W/L	Score
11-20-78	Hou	W	35-30
12-24-78	Mia	W	17-9 (WC)
11-5-79	Mia	W	9-6
9-20-81	Hou	L	10-16
12-4-83	Hou	L	17-24
10-14-84	Mia	L	10-28
9-8-85	Hou	W	26-23
11-2-86	Mia	L	7-28
10-1-89	Hou	W	39-7
10-20-91	Mia	W	17-13
11-22-92	Mia	L	16-19
11-17-96	Hou	L	20-23

Date	Site	W/L	Score
9-7-97	Mia	L	13-16 OT
11-7-99	Mia	L	0-17
9-9-01	Tenn	L	23-31
11-9-03	Tenn	W	31-7
9-11-04	Mia	W	17-7
12-24-05	Mia	L	10-24
9-24-06	Mia	L	10-13
12-20-09	Tenn	W	27-24 OT
11-14-10	Mia	L	17-29
11-11-12	Mia	W	37-3
10-18-15	Tenn	L	10-38
10-9-16	Mia	W	30-17

Total Points: Titans 712, Dolphins 719
Longest Win Streak: 3 (1967-68, 78-79)
Longest Losing Streak: 5 (1992-01)
At Nissan Stadium: 2-2
At Hard Rock Stadium: 4-8
Series Sweeps: Titans (1967, 69); Dolphins (1966)

 vs. MINNESOTA VIKINGS Regular Season: 5-9 (Home 3-2, Away 2-7) • Playoffs: 0-0

Date	Site	W/L	Score
10-13-74	Min	L	10-51
12-21-80	Hou	W	20-16
10-16-83	Min	L	14-34
12-14-86	Hou	W	23-10
9-10-89	Min	L	7-38
11-15-92	Min	W	17-13

Date	Site	W/L	Score
10-8-95	Min	L	17-23
12-26-98	Tenn	L	16-26
12-9-01	Min	L	24-42
10-24-04	Min	L	3-20
9-28-08	Tenn	W	30-17
10-7-12	Min	L	7-30

Date	Site	W/L	Score
9-11-16	Ten	L	16-25
9-27-20	Min	W	31-30

Total Points: Titans 219, Vikings 350
Longest Win Streak: 1 (last 2020)
Longest Losing Streak: 4 (1995-04)
At Nissan Stadium: 1-0
At Metrodome: 1-6
At U.S. Bank Stadium: 1-0

 vs. NEW ENGLAND PATRIOTS Regular Season: 16-23-1 (Home 11-7, Away 5-16-1) • Playoffs: 2-2 (Home 0-0, Away 2-2)

Date	Site	W/L	Score
11-25-60	NE	W	24-10
12-18-60	Hou	W	37-21
10-13-61	NE	T	31-31
11-12-61	Hou	W	27-15
9-16-62	NE	L	21-34
11-18-62	Hou	W	21-17
11-1-63	NE	L	3-45
12-8-63	Hou	L	28-46
11-6-64	NE	L	24-25
11-29-64	Hou	L	17-34
9-19-65	Hou	W	10-31
12-18-65	NE	L	14-42
9-25-66	NE	L	21-27
11-13-66	Hou	L	14-38

Date	Site	W/L	Score
11-5-67	NE	L	7-18
11-26-67	Hou	W	27-6
10-13-68	NE	W	16-0
12-15-68	Hou	W	45-17
11-2-69	NE	L	0-24
12-14-69	Hou	W	23-27
11-7-71	NE	L	20-28
11-25-73	Hou	L	0-32
9-21-75	NE	W	7-0
11-12-78	NE	W	26-23
12-31-78	NE	W	31-14 (Div)
11-10-80	Hou	W	38-34
10-18-81	NE	L	10-38
11-28-82	NE	L	21-29

Date	Site	W/L	Score
10-18-87	Hou	L	7-21
9-25-88	Hou	W	31-6
10-8-89	NE	L	13-23
9-22-91	NE	L	20-24
10-17-93	NE	W	28-14
9-20-98	NE	L	16-27
12-16-02	Tenn	W	24-7
10-5-03	NE	L	30-38
1-10-04	NE	L	14-17 (Div)
12-31-06	Tenn	L	23-40
10-18-09	NE	L	0-59
9-9-12	Tenn	L	13-34
12-20-15	NE	L	16-33
1-13-18	NE	L	14-35 (Div)

Total Points: Titans 891, Patriots 1,082
Longest Win Streak: 4 (1975-80)
Longest Losing Streak: 6 (2003-15)
At Nissan Stadium: 2-2
At Gillette Stadium: 1-5
Series Sweeps: Titans (1960, 68); Patriots (1963, 64, 66)

 **vs. NEW ORLEANS SAINTS** Regular Season: 8-6-1 (Home 2-4-1, Away 6-2) • Playoffs: 0-0

Date	Site	W/L	Score	Date	Site	W/L	Score	Date	Site	W/L	Score	Total Points:
10-3-71	Hou	T	13-13	10-21-90	Hou	W	23-10	12-11-11	Tenn	L	17-22	Titans 341, Saints 321
10-3-76	NO	W	31-26	9-5-93	NO	L	21-33	11-8-15	NO	W	34-28 OT	Longest Win Streak: 4 (1996-07)
12-10-78	NO	W	17-12	11-10-96	NO	W	31-14	12-22-19	Tenn	L	28-38	Longest Losing Streak: 3 (1981-87)
11-22-81	Hou	L	24-27	10-17-99	NO	W	24-21					At Nissan Stadium: 1-2
9-30-84	Hou	L	10-27	9-21-03	Tenn	W	27-12					At Superdome: 6-2
12-13-87	NO	L	10-24	9-24-07	NO	W	31-14					

 **vs. NEW YORK GIANTS** Regular Season: 6-6 (Home 3-3, Away 6-3) • Playoffs: 0-0

Date	Site	W/L	Score	Date	Site	W/L	Score	Date	Site	W/L	Score	Total Points:
9-16-73	NY	L	14-34	11-9-97	Tenn	W	10-6	12-7-14	Tenn	L	7-36	Titans 219, Giants 239
12-5-82	NY	L	14-17	10-1-00	Tenn	W	28-14	12-16-18	NY	W	17-0	Longest Win Streak: 5 (1997-10)
12-8-85	Hou	L	14-35	12-1-02	NY	W	32-29 OT					Longest Losing Streak: 5 (1973-94)
12-21-91	NY	L	20-24	11-26-06	Tenn	W	24-21					At Nissan Stadium: 2-1
11-21-94	Hou	L	10-13	9-26-10	NY	W	29-10					At Giants Stadium: 1-2
												At MetLife Stadium: 2-0

 **vs. NEW YORK JETS** Regular Season: 24-20-1 (Home 18-7, Away 6-13-1) • Playoffs: 1-0 (Home 1-0, Away 0-0)


Date	Site	W/L	Score	Date	Site	W/L	Score	Date	Site	W/L	Score	Date	Site	W/L	Score	Total Points:
10-9-60	Hou	W	27-21	10-15-67	NY	T	28-28	10-13-91	NY	W	23-20	12-14-14	Tenn	L	11-16	Titans 1,072, Jets 971
10-23-60	NY	W	42-28	10-20-68	Hou	L	14-20	12-29-91	Hou	W	17-10 (WC)	12-13-15	NYJ	L	8-30	Longest Win Streak: 6 (last 1991-96)
11-19-61	Hou	W	49-13	11-10-68	NY	L	7-26	1-2-94	Hou	W	24-0	12-2-18	Tenn	W	26-22	Longest Losing Streak: 4 (1968-69)
12-10-61	NY	W	48-21	10-20-69	NY	L	17-26	12-24-94	Hou	W	24-10	10-3-21	NYJ	L	24-27 OT	At Nissan Stadium: 4-3
10-14-62	Hou	W	56-17	12-6-69	Hou	L	26-34	12-17-95	Hou	W	23-6					At Giants Stadium: 2-3
12-15-62	NY	W	44-10	10-1-72	Hou	W	26-20	12-1-96	NY	W	35-10					At MetLife Stadium: 0-2
9-22-63	NY	L	17-24	11-3-74	NY	W	27-22	11-22-98	Tenn	L	3-24					Series Sweeps: Titans (1960, 61, 62); Jets (1968, 69)
11-10-63	Hou	W	31-27	9-18-77	Hou	W	20-0	12-1-03	NY	L	17-24					
10-17-64	NY	L	21-24	10-28-79	Hou	W	27-24	9-10-06	Tenn	L	16-23					
12-13-64	Hou	W	33-17	11-23-80	NY	L	28-31 OT	12-23-07	Tenn	W	10-6					
9-12-65	Hou	W	27-21	9-27-81	NY	L	17-33	11-23-08	Tenn	L	13-34					
11-21-65	NY	L	14-41	11-18-84	Hou	W	31-20	9-27-09	NY	L	17-24					
9-18-66	NY	L	13-52	9-18-88	NY	L	3-45	12-17-12	Tenn	W	14-10					
10-16-66	Hou	W	24-0	10-28-90	Hou	L	12-17	10-6-13	Tenn	W	38-13					


 **vs. PHILADELPHIA EAGLES** Regular Season: 5-7 (Home 3-3, Away 2-4) • Playoffs: 0-0


Date	Site	W/L	Score	Date	Site	W/L	Score	Date	Site	W/L	Score	Total Points:
11-12-72	Hou	L	17-18	10-24-94	Phil	L	6-21	11-23-14	Phil	L	24-43	Titans 246, Eagles 280
12-16-79	Hou	L	20-26	12-3-00	Phil	W	15-13	9-30-18	Ten	W	26-23	Longest Win Streak: 4 (2000-10)
12-19-82	Phil	L	14-35	9-8-02	Tenn	W	27-24					Longest Losing Streak: 6 (1972-94)
10-2-88	Phil	L	23-32	11-19-06	Phil	W	31-13					At Nissan Stadium: 3-0
12-2-91	Hou	L	6-13	10-24-10	Tenn	W	37-19					At Lincoln Financial Field: 1-1


 **vs. PITTSBURGH STEELERS** Regular Season: 31-44 (Home 19-19, Away 12-25) • Playoffs: 1-3 (Home 1-1, Away 0-2)

Date	Site	W/L	Score	Date	Site	W/L	Score	Date	Site	W/L	Score	Date	Site	W/L	Score	Total Points:
9-20-70	Pitt	W	19-7	12-4-80	Hou	W	6-0	9-6-92	Hou	L	24-29	9-11-05	Pitt	L	7-34	Titans 1,393, Steelers 1,691
10-18-70	Hou	L	3-7	10-26-81	Pitt	L	13-26	11-1-92	Pitt	L	20-21	12-21-08	Tenn	W	31-14	Longest Win Streak: 7 (1997-00)
10-24-71	Pitt	L	16-23	12-20-81	Hou	W	21-20	11-28-93	Hou	W	23-3	9-10-09	Pitt	L	10-13 OT	Longest Losing Streak: 5 (last 1994-96)
12-5-71	Hou	W	29-3	11-21-82	Hou	L	10-24	12-19-93	Pitt	W	26-17	10-9-11	Tenn	L	11-19	At Nissan Stadium: 6-4
10-15-72	Pitt	L	7-24	9-18-83	Hou	L	28-40	10-3-94	Pitt	L	14-30	10-9-11	Pitt	L	17-38	At Heinz Field: 2-5
12-10-72	Hou	L	3-9	10-2-83	Pitt	L	10-17	11-6-94	Hou	L	9-12 OT	10-11-12	Tenn	W	26-23	Series Sweeps: Titans (1987, 89, 93, 98, 99, 00); Steelers (1972, 73, 75, 76, 83, 85, 86, 92, 94, 95, 01)
9-30-73	Hou	L	7-36	11-4-84	Pitt	L	7-35	11-6-94	Hou	L	9-12 OT	9-8-13	Pit	W	16-9	
12-9-73	Pitt	L	7-33	12-2-84	Hou	W	23-20 OT	9-10-95	Hou	L	17-34	11-17-14	Tenn	L	24-27	
10-6-74	Hou	L	7-13	9-22-85	Pitt	L	0-20	9-29-96	Pitt	L	16-30	11-16-17	Pit	L	17-40	
12-1-74	Pitt	W	13-10	11-17-85	Hou	L	7-30	10-20-96	Hou	W	23-13	10-25-20	Tenn	L	24-27	
11-9-75	Pitt	L	17-24	9-28-86	Hou	L	16-22 OT	9-28-97	Pitt	L	24-37					
11-24-75	Hou	L	9-32	11-16-86	Pitt	L	10-21	12-21-97	Tenn	W	16-6					
11-21-76	Pitt	L	16-32	11-15-87	Pitt	W	23-3	11-1-98	Pitt	W	41-31					
12-11-76	Hou	L	0-21	12-20-87	Hou	W	24-16	11-15-98	Tenn	W	23-14					
10-9-77	Hou	W	27-10	10-16-88	Pitt	W	34-14	11-21-99	Tenn	W	16-10					
10-23-77	Pitt	L	10-27	12-4-88	Hou	L	34-37	1-2-00	Pitt	W	47-36					
10-23-78	Pitt	W	24-17	10-22-89	Hou	W	27-0	9-24-00	Pitt	W	23-20					
12-3-78	Hou	L	3-13	12-3-89	Pitt	W	23-16	11-5-00	Tenn	W	9-7					
1-7-79	Pitt	L	5-34 (Champ)	12-31-89	Hou	L	26-23 OT (WC)	10-29-01	Pitt	L	7-34					
9-9-79	Pitt	L	7-38	9-16-90	Pitt	L	9-20	11-25-01	Tenn	L	24-34					
12-10-79	Hou	W	20-17	12-30-90	Hou	W	34-14	11-17-02	Tenn	W	31-23					
1-6-80	Pitt	L	13-27 (Champ)	11-24-91	Pitt	L	14-26	1-11-03	Tenn	W	34-31 OT (Div)					
9-7-80	Pitt	L	17-31	12-8-91	Hou	W	31-6	9-28-03	Pitt	W	30-13					

 vs. SAN FRANCISCO 49ERS				Regular Season: 5-9 (Home 2-5, Away 3-4) • Playoffs: 0-0								
Date	Site	W/L	Score	Date	Site	W/L	Score	Date	Site	W/L	Score	Total Points: Titans 283, 49ers 321 Longest Win Streak: 2 (1975-78, 2005-09) Longest Losing Streak: 4 (1981-90) At Nissan Stadium: 1-1 At Candlestick Park: 3-3 At Levi's Stadium: 0-1
11-15-70	Hou	L	20-30	10-7-90	Hou	L	21-24	10-20-13	Tenn	L	17-31	
12-7-75	SF	W	27-13	12-25-93	SF	W	10-7	12-17-17	SF	L	23-25	
9-17-78	Hou	W	20-19	10-27-96	Hou	L	9-10					
12-13-81	SF	L	6-28	10-3-99	SF	L	22-24					
10-21-84	Hou	L	21-34	11-27-05	Tenn	W	33-22					
11-8-87	SF	L	20-27	11-8-09	SF	W	34-27					

 vs. SEATTLE SEAHAWKS				Regular Season: 7-10 (Home 4-3, Away 3-7) • Playoffs: 1-0 (Home 1-0, Away 0-0)								
Date	Site	W/L	Score	Date	Site	W/L	Score	Date	Site	W/L	Score	Total Points: Titans 363, Seahawks 375 Longest Win Streak: 3 (1981-87) Longest Losing Streak: 5 (1994-05) At Nissan Stadium: 1-1 At CenturyLink Field: 1-1 At Lumen Field: 1-0
11-20-77	Sea	W	22-10	11-13-88	Sea	L	24-27	11-29-98	Sea	L	18-20	
10-21-79	Sea	L	14-34	12-2-90	Sea	L	10-13 OT	12-18-05	Tenn	L	24-28	
10-5-80	Hou	L	7-26	11-7-93	Hou	W	24-14	1-3-10	Sea	W	17-13	
10-11-81	Hou	W	35-17	12-11-94	Hou	L	14-16	10-13-13	Sea	L	13-20	
9-19-82	Hou	W	23-21	11-3-96	Sea	L	16-23	9-24-17	Tenn	W	33-27	
1-3-88	Hou	W	23-20 OT (WC)	10-5-97	Sea	L	13-16	9-19-21	Sea	W	33-30 (OT)	

 vs. TAMPA BAY BUCCANEERS				Regular Season: 10-2 (Home 8-0, Away 2-2) • Playoffs: 0-0				
Date	Site	W/L	Score	Date	Site	W/L	Score	Total Points: Titans 300, Buccaneers 201 Longest Win Streak: 5 (1989-03) Longest Losing Streak: 1 (1983, 2007) At Nissan Stadium: 4-0 At Raymond James Stadium: 2-1
9-12-76	Hou	W	20-0	10-14-01	Tenn	W	31-28 OT	
10-19-80	Hou	W	20-14	12-28-03	Tenn	W	33-13	
11-27-83	TB	L	24-33	10-14-07	TB	L	10-13	
12-10-89	Hou	W	20-17	11-27-11	Tenn	W	23-17	
10-29-95	Hou	W	19-7	9-13-15	TB	W	42-14	
11-8-98	TB	W	31-22	10-27-19	Tenn	W	27-23	

 vs. WASHINGTON FOOTBALL TEAM				Regular Season: 7-6 (Home 4-2, Away 3-4) • Playoffs: 0-0								
Date	Site	W/L	Score	Date	Site	W/L	Score	Date	Site	W/L	Score	At Nissan Stadium: 1-2 At FedEx Field: 2-1 Total Points: Titans 258, Washington 231 Longest Win Streak: 2 (last 1997-00) Longest Losing Streak: 2 (2010-14)
10-10-71	Wash	L	13-22	10-19-97	Tenn	W	28-14	12-22-18	Tenn	W	25-16	
10-19-75	Hou	W	13-10	10-30-00	Wash	W	27-21					
9-2-79	Wash	W	29-27	10-6-02	Tenn	L	14-31					
9-15-85	Wash	L	16-13	10-15-06	Wash	W	25-22					
10-30-88	Hou	W	41-17	11-21-10	Tenn	L	16-19 OT					
11-3-91	Wash	L	13-16 OT	10-20-14	Wash	L	17-19					

TITANS ALL-TIME FIRST-ROUND DRAFT PICKS

Year	Pick	Player	Pos.	College	Year	Pick	Player	Pos.	College
2021	22	Caleb Farley	CB	Virginia Tech	1994	26	Henry Ford	DE	Arkansas
2020	29	Isaiah Wilson	T	Georgia	1993	13	Brad Hopkins	T	Illinois
2019	19	Jeffery Simmons	DT	Mississippi State	1992		(none)		
2018	22	Rashaan Evans	LB	Alabama	1991		(none)		
2017	5	Corey Davis	WR	Western Michigan	1990	15	Lamar Lathon	LB	Houston
	18	Adoree' Jackson	CB	Southern California	1989	23	David Williams	T	Florida
2016	8	Jack Conklin	T	Michigan State	1988	22	Lorenzo White	RB	Michigan State
2015	2	Marcus Mariota	QB	Oregon	1987	3	Alonzo Highsmith	RB	Miami (Fla.)
2014	11	Taylor Lewan	T	Michigan		20	Haywood Jeffires	WR	North Carolina State
2013	10	Chance Warmack	G	Alabama	1986	3	Jim Everett	QB	Purdue
2012	20	Kendall Wright	WR	Baylor	1985	3	Ray Childress	DE	Texas A&M
2011	8	Jake Locker	QB	Washington		11	Richard Johnson	DB	Wisconsin
2010	16	Derrick Morgan	DE	Georgia Tech	1984	2	Dean Steinkuhler	T	Nebraska
2009	30	Kenny Britt	WR	Rutgers	1983	9	Bruce Matthews	G	Southern California
2008	24	Chris Johnson	RB	East Carolina	1982	8	Mike Munchak	G	Penn State
2007	19	Michael Griffin	DB	Texas	1981		(none)		
2006	3	Vince Young	QB	Texas	1980		(none)		
2005	6	Pacman Jones	CB	West Virginia	1979		(none)		
2004		(none)			1978	1	Earl Campbell	RB	Texas
2003	28	Andre Woolfolk	CB	Oklahoma	1977	11	Morris Towns	T	Missouri
2002	15	Albert Haynesworth	DT	Tennessee	1976		(none)		
2001		(none)			1975	6	Robert Brazile	LB	Jackson State
2000	30	Keith Bulluck	LB	Syracuse		15	Don Hardeman	RB	Texas A&M-Kingsville
1999	16	Jevon Kearse	DE	Florida			(none)		
1998	16	Kevin Dyson	WR	Utah	1974		(none)		
1997	18	Kenny Holmes	DE	Miami (Fla.)	1973	1	John Matuszak	DE	Tampa
1996	14	Eddie George	RB	Ohio State		14	George Amundson	RB	Iowa State
1995	3	Steve McNair	QB	Alcorn State	1972	6	Greg Sampson	DE	Stanford
					1971	3	Dan Pastorini	QB	Santa Clara



The Titans drafted Jeffery Simmons in the first round of the 2019 NFL Draft.

TITANS ALL-TIME FIRST-ROUND DRAFT PICKS

Year	Pick	Player	Pos.	College	Year	Pick	Player	Pos.	College
1970	14	Doug Wilkerson	G	North Carolina Central	1965		Lawrence Elkins	TE	Baylor
1969	15	Ron Pritchard	LB	Arizona State	1964		Scott Appleton	DT	Texas
1968		(none)			1963		Danny Brabham	LB	Arkansas
1967	5	George Webster	LB	Michigan State	1962		Ray Jacobs	DT	Howard Payne
	23	Tom Regner	G	Notre Dame	1961		Mike Ditka	TE	Pittsburgh
1966		Tommy Nobis	LB	Texas	1960		Billy Cannon	HB	Louisiana State

1999-2021 DRAFT SELECTIONS

2021					2020				
Rd.	Pick	Player	Pos.	College	Rd.	Pick	Player	Pos.	College
1	22	Caleb Farley	CB	Virginia Tech	1	29	Isaiah Wilson	T	Georgia
2	53	Dillon Radunz	T	North Dakota State	2	61	Kristian Fulton	CB	Louisiana State
3a	85	(Traded to Green Bay)			3	93	Darrynton Evans	RB	Appalachian State
3b	92	Monty Rice	ILB	Georgia	4	135	(Traded to Miami)		
3c	100	Elijah Molden	CB	Washington	5	174	Larrell Murchison	DL	North Carolina State
4a	109	Dez Fitzpatrick	WR	Louisville	6	208	(Traded to Green Bay)		
4b	126	(Traded to Carolina)			7a	224	Cole McDonald	QB	Hawaii
4c	135	Rashad Weaver	OLB	Pittsburgh	7b	237	(Traded to Kansas City)		
5	166	(Traded to Carolina)			7c	243	Chris Jackson	DB	Marshall
6a	185	(Traded to L.A. Chargers)							
6b	205	Racey McMath	WR	Louisiana State					
6c	215	Brady Breeze	S	Oregon					
7a	232	(Traded to Carolina)							
7b	249	(Traded to L.A. Rams)							

Draft Notes

General Manager: Jon Robinson

- 3b, 4c – Picks acquired from Green Bay for 3a
- 3c – Awarded as a compensatory selection
- 4a – Pick acquired from Carolina for 4b, 5 and 7a
- 6a – Pick acquired from Jacksonville in 2020 for OLB Kamalei Correa and 7b; traded to L.A. Chargers in 2020 for CB Desmond King II
- 6c – Pick acquired from Kansas City in 2020 (see 2020, 7b)
- 7a – Pick originally from Atlanta acquired from Miami for T Isaiah Wilson and a seventh-round choice in 2022; traded to Carolina with 4b and 5 for 4a
- 7b – Pick and OLB Kamalei Correa traded to Jacksonville in 2020 for 6a

Draft Notes

General Manager: Jon Robinson

- 4 – Pick traded to Miami in 2019 (see 2019, 6a)
- 6 – Pick traded to Green Bay in 2019 for OLB Reggie Gilbert
- 7a – Pick acquired in a 2019 trade with Cleveland for WR Taywan Taylor
- 7b – Pick acquired in a trade with Denver for DT Jurrell Casey and then traded to Kansas City for a sixth-round choice in 2021

2019

Rd.	Pick	Player	Pos.	College
1	19	Jeffery Simmons	DT	Mississippi State
2	51	A.J. Brown	WR	Mississippi
3	82	Nate Davis	OL	Charlotte
4a	116	Amani Hooker	DB	Iowa
4b	121	(Traded to N.Y. Jets)		
5a	157	(Traded to N.Y. Jets)		
5b	168	D'Andre Walker	OLB	Georgia
6a	188	David Long	LB	West Virginia
6b	191	(Traded to Baltimore)		
7	233	(Traded to Miami)		

1999-2021 DRAFT SELECTIONS

Draft Notes

General Manager: Jon Robinson

- 4a, 5b – Picks acquired in a trade with N.Y. Jets for 4b and 5a
- 6a – Pick and QB Ryan Tannehill acquired in a trade with Miami for a seventh-round pick (233 overall) and a fourth-round pick in 2020
- 6b – Pick acquired in a trade with Baltimore for LB Kamalei Correa

2018

Rd.	Pick	Player	Pos.	College
1a	22	Rashaan Evans	LB	Alabama
1b	25	(traded to Baltimore)		
2a	41	Harold Landry	OLB	Boston College
2b	57	(traded to Oakland)		
3	89	(traded to Oakland)		
4	125	(traded to Baltimore)		
5a	152	Dane Cruikshank	DB	Arizona
5b	162	(traded to Baltimore)		
6a	199	Luke Falk	QB	Washington State
6b	215	(acquired from Baltimore and traded back to Baltimore)		
7	243	(traded to Kansas City)		

Draft Notes

General Manager: Jon Robinson

- 1a, 6b – Picks acquired in a trade with Baltimore for 1b and 4 (6b later traded back to Baltimore)
- 2a – Pick acquired in a trade with Oakland for 2b and 3
- 5a – Pick acquired in a trade with Baltimore for 5b and 6b (6b originally traded from Baltimore to Tennessee before being traded back to Baltimore)
- 7 – Pick traded to Kansas City in 2017 for defensive lineman David King

2017

Rd.	Pick	Player	Pos.	College
1a	5	Corey Davis	WR	Western Michigan
1b	18	Adoree' Jackson	CB	Southern California
2	52	(traded to Cleveland)		
3a	72	Taywan Taylor	WR	Western Kentucky
3b	83	(traded to New England)		
3c	100	Jonnu Smith	TE	Florida International
4	124	(Traded to New England)		
5a	155	Jayon Brown	LB	UCLA
5b	164	(Traded to Philadelphia)		
6a	200	(Traded to N.Y. Giants)		
6b	203	(Traded to Denver)		
6c	207	(Traded to Cincinnati)		
6d	214	(Traded to Philadelphia)		
6e	217	Corey Levin	OL	Chattanooga
7a	227	Josh Carraway	OLB	Texas Christian
7b	236	Brad Seaton	T	Villanova
7c	241	Khalfani Muhammad	RB	California

Draft Notes

General Manager: Jon Robinson

- 2 – Pick traded to Cleveland during 2016 draft (see 2016, 1b)
- 3a, 6a – Picks acquired in a trade with New England for 3b and 4
- 3c – Compensatory selection; acquired in a trade with the Los Angeles Rams during the 2016 draft (see 2016, 1a)
- 5a – Pick acquired in a trade with Philadelphia for 5b, 6d
- 6b – Pick traded to Denver during 2016 draft (see 2016, 5b)
- 6c, 7c – Picks acquired in a trade with the N.Y. Giants for 6a
- 6d – Pick acquired in a trade with Atlanta in 2015 (see 2016, 6c)
- 6e, 7a – Picks acquired in a trade with Cincinnati for 6c

2016

Rd.	Pick	Player	Pos.	College
1a	1	(traded to Los Angeles Rams)		
1b	8	Jack Conklin	T	Michigan State
1c	15	(traded to Cleveland)		
2a	33	Kevin Dodd	OLB	Clemson
2b	43	Austin Johnson	DL	Penn State
2c	45	Derrick Henry	RB	Alabama
3a	64	Kevin Byard	S	Middle Tennessee State

3b	76	(traded to Cleveland)		
4a	100	(traded to Philadelphia)		
4b	113	(traded to Los Angeles Rams)		
5a	140	Tajae Sharpe	WR	Massachusetts
5b	157	LeShaun Sims	CB	Southern Utah
6a	176	(traded to Denver)		
6b	177	(traded to Los Angeles Rams)		
6c	193	Sebastian Tretola	G	Arkansas
7a	222	Aaron Wallace	OLB	UCLA
7b	253	Kalan Reed	CB	Southern Mississippi

Draft Notes

General Manager: Jon Robinson

- 1b, 6a – Picks acquired in a trade with Cleveland for 1c, 3b and a 2017 second-round choice
- 1c, 2b, 2c, 3b – Picks and 2017 first-round and third-round choices acquired in a trade with the L.A. Rams for 1a, 4b and 6b
- 4b – Pick acquired in a trade with Philadelphia for 4a and RB DeMarco Murray
- 5b, 7b – Picks acquired in a trade with Denver for 6a and a 2017 sixth-round choice
- 6c – Pick and a 2017 sixth-round choice acquired in 2015 from Atlanta for G Andy Levitre.

2015

Rd.	Pick	Player	Pos.	College
1	2	Marcus Mariota	QB	Oregon
2a	33	(traded to New York Giants)		
2b	40	Dorial Green-Beckham	WR	Oklahoma
3	66	Jeremiah Poutasi	OL	Utah
4a	100	Angelo Blackson	DE	Auburn
4b	108	Jalston Fowler	FB	Alabama
5	138	David Cobb	RB	Minnesota
6a	177	Deiontrez Mount	OLB	Louisville
6b	208	Andy Gallik	C	Boston College
7a	219	(traded to New England)		
7b	245	Tre McBride	WR	William & Mary

Draft Notes

General Manager: Ruston Webster

- 2b, 4b, 7 – Picks acquired from New York Giants for 2a.
- 6b – Pick acquired in 2014 from New England for LB Akeem Ayers and 7a.

2014

Rd.	Pick	Player	Pos.	College
1	11	Taylor Lewan	T	Michigan
2a	42	(traded to Philadelphia)		
2b	54	Bishop Sankey	RB	Washington
3	77	(traded to San Francisco)		
4a	112	DaQuan Jones	DL	Penn State
4b	122	Marqueston Huff	DB	Wyoming
5	151	Avery Williamson	LB	Kentucky
6a	178	Zach Mettenberger	QB	Louisiana State
6b	186	(traded to Washington)		
7	228	(traded to Washington)		

Draft Notes

General Manager: Ruston Webster

- 2b, 4b – Picks acquired in trade with Philadelphia for 2a.
- 3 – Pick traded to San Francisco during 2013 draft (see 2013, 2a).
- 6a – Pick acquired in trade with Washington for 6b and 7.

2013

Rd.	Pick	Player	Pos.	College
1	10	Chance Warmack	G	Alabama
2a	34	Justin Hunter	WR	Tennessee
2b	40	(traded to San Francisco)		
3a	70	Blidi Wreh-Wilson	CB	Connecticut
3b	97	Zaviar Gooden	LB	Missouri
4	107	Brian Schwenke	C	California
5	142	Lavar Edwards	DE	Louisiana State

1999-2021 DRAFT SELECTIONS

6a	176	(traded to Minnesota)		
6b	202	Khalid Wooten	CB	Nevada
7a	216	(traded to San Francisco)		
7b	248	Daimion Stafford	S	Nebraska

Draft Notes

General Manager: Ruston Webster

- 2a – Pick acquired in trade with San Francisco for 2b, 7a and a third-round pick in 2014.
- 6a – Pick traded to Minnesota in 2012 for a seventh-round pick in 2012.
- 3b, 6b, 7b – Awarded as compensatory selections

2012

Rd.	Pick	Player	Pos.	College
1	20	Kendall Wright	WR	Baylor
2	52	Zach Brown	LB	North Carolina
3	82	Mike Martin	DT	Michigan
4	115	Coty Sensabaugh	CB	Clemson
5a	145	Taylor Thompson	TE	Southern Methodist
5b	155	(traded to Miami)		
6	190	Markelle Martin	S	Oklahoma State
7a	211	Scott Solomon	DE	Rice
7b	227	(traded to Miami)		

Draft Notes

General Manager: Ruston Webster

- 5a – Pick acquired in trade with Miami for 5b and 7b
- 7a – Pick acquired in trade with Minnesota for a sixth-round choice in 2013

2011

Rd.	Pick	Player	Pos.	College
1	8	Jake Locker	QB	Washington
2	39	Akeem Ayers	LB	UCLA
3	77	Jurrell Casey	DT	Southern California
4a	109	Colin McCarthy	LB	Miami (Fla.)
4b	130	Jamie Harper	RB	Clemson
5	142	Karl Klug	DL	Iowa
6	175	Byron Stingily	T	Louisville
7a	212	Zach Clayton	DT	Auburn
7b	251	Tommie Campbell	DB	California (Pa.)

Draft Notes

General Manager: Mike Reinfeldt

- 4b, 7b – Awarded as compensatory selections

2010

Rd.	Pick	Player	Pos.	College
1	16	Derrick Morgan	DE	Georgia Tech
2	47	(traded to New England)		
3a	77	Damian Williams	WR	Southern California
3b	97	Rennie Curran	LB	Georgia
4a	104	Alterraun Verner	CB	UCLA
4b	111	(traded to Seattle)		
5	148	Robert Johnson	S	Utah
6a	176	Rusty Smith	QB	Florida Atlantic
6b	185	(traded to Seattle)		
6c	207	Myron Rolle	S	Florida State
7a	222	Marc Mariani	WR	Montana
7b	241	David Howard	DT	Brown

Draft Notes

General Manager: Mike Reinfeldt

- 3b, 6c, 7b – Awarded as compensatory selections
- 2 – Traded to New England in 2009 (see 2009 3a)
- 4a, 6a – Picks acquired in trade with Seattle for RB LenDale White, DT Kevin Vickerson, 4b and 6b

2009

Rd.	Pick	Player	Pos.	College
1	30	Kenny Britt	WR	Rutgers
2	62	Sen'Derrick Marks	DT	Auburn

3a	89	Jared Cook	TE	South Carolina
3b	94	Ryan Mouton	CB	Hawaii
4a	130	Gerald McRath	LB	Southern Mississippi
4b	135	Troy Kropog	T/G	Tulane
5a	166	(Traded to Dallas)		
5b	173	Javon Ringer	RB	Michigan State
6a	203	Jason McCourty	CB	Rutgers
6b	206	Dominique Edison	WR	Stephen F. Austin
7a	239	Ryan Durand	G	Syracuse
7b	242	Nick Schommer	S	North Dakota State

Draft Notes

General Manager: Mike Reinfeldt

- 4b, 5b, 6b, 7b – Awarded as compensatory selections
- 3a – Pick acquired in trade with New England for second round pick in 2010
- 5a – Pick traded to Dallas (see 2008 4c)

2008

Rd.	Pick	Player	Pos.	College
1	24	Chris Johnson	RB	East Carolina
2	54	Jason Jones	DL	Eastern Michigan
3	85	Craig Stevens	TE	California
4a	103	William Hayes	DE	Winston-Salem State
4b	124	(Traded to Washington)		
4c	126	Lavelle Hawkins	WR	California
4d	134	Stanford Keglur	LB	Purdue
5	157	(Traded to Washington)		
6	189	(Traded to Seattle)		
7	229	Cary Williams	CB	Washburn

Draft Notes

General Manager: Mike Reinfeldt

- 4d – Awarded as compensatory selection
- 4a – Pick acquired in trade with Washington for fourth round pick (#124 overall) and fifth round pick (#157 overall).
- 4b – Traded to Washington (see 4a)
- 4c – Pick acquired in trade with Dallas for Pacman Jones
- 5 – Pick traded to Washington (see 4a)
- 6 – Pick traded to Seattle for Bryce Fisher

2007

Rd.	Pick	Player	Pos.	College
1	19	Michael Griffin	S	Texas
2	50	Chris Henry	RB	Arizona
3	80	Paul Williams	WR	Fresno State
4a	115	Leroy Harris	G/C	North Carolina State
4b	128	Chris Davis	WR	Florida State
5	152	Antonio Johnson	DT	Mississippi State
6a	188	Joel Filani	WR	Texas Tech
6b	204	Jacob Ford	DE	Central Arkansas
6c	206	Ryan Smith	CB	Florida
7	223	Mike Otto	T	Purdue

Draft Notes

General Manager: Mike Reinfeldt

- 4b – Pick acquired in trade with Baltimore for Steve McNair in 2006.
- 6b – Pick acquired in trade with San Diego for Billy Volek in 2006.
- 6c – Pick acquired in trade with Indianapolis for seventh round pick (#238 overall) in 2006. That selection was originally obtained from Indianapolis for Rocky Calmus.

2006

Rd.	Pick	Player	Pos.	College
1	3	Vince Young	QB	Texas
2a	39	(Traded to Philadelphia)		
2b	45	LenDale White	RB	Southern California
3	70	(Traded to Buffalo)		
4a	102	Calvin Lowry	S	Penn State
4b	116	Stephen Tulloch	LB	North Carolina State
5a	137	Terna Nande	LB	Miami (Ohio)
5b	169	Jesse Mahelona	DT	Tennessee
6	172	Jonathan Orr	WR	Wisconsin

1999-2021 DRAFT SELECTIONS

7a	215	Cortland Finnegan	CB	Samford
7b	238	(Traded to Indianapolis)		
7c	245	Spencer Toone	LB	Utah
7d	246	Quinton Ganther	RB	Utah

Draft Notes

General Manager: Floyd Reese

- 5b, 7c and 7d – awarded as compensatory selections
- 2a – Pick traded to Philadelphia (see 2b)
- 2b – Pick acquired from Philadelphia along with 2006 fourth round pick (116 overall) for the Titans second round pick (39 overall)
- 3 – Pick traded to Buffalo for RB Travis Henry in 2005
- 7b – Pick acquired from Indianapolis for LB Rocky Calmus in 2005 and traded back to Indianapolis for sixth round selection in 2007

2005

Rd.	Pick	Player	Pos.	College
1	6	Adam Jones	CB	West Virginia
2a	37	(Traded to Detroit)		
2b	41	Michael Roos	T	Eastern Washington
3a	68	Courtney Roby	WR	Indiana
3b	96	Brandon Jones	WR	Oklahoma
4a	108	Vincent Fuller	S	Virginia Tech
4b	113	David Stewart	T	Mississippi State
4c	136	Roydell Williams	WR	Tulane
5a	142	Damien Nash	RB	Missouri
5b	150	Daniel Loper	T	Texas Tech
6	179	Bo Scaife	TE	Texas
7	218	Reynaldo Hill	CB	Florida

Draft Notes

General Manager: Floyd Reese

- 3b and 4c – awarded as compensatory selections
- 2a – Pick traded to Detroit (see 2b)
- 2b – Pick acquired from Detroit along with 2005 fourth round pick (113 overall) for the Titans second round pick (37 overall)
- 4b – Pick acquired from Detroit (see 2b)
- 5b – Pick acquired from Kansas City for DE Carlos Hall

2004

Rd.	Pick	Player	Pos.	College
1	27	(Traded to Houston)		
2a	40	Ben Troupe	TE	Florida
2b	42	Travis LaBoy	DE	Hawaii
2c	57	Antwan Odom	DE	Alabama
3a	71	Randy Starks	DT	Maryland
3b	92	Rich Gardner	CB	Penn State
4a	103	Bo Schobel	DE	Texas Christian
4b	124	Michael Waddell	CB	North Carolina
5a	138	Jacob Bell	G	Miami (Ohio)
5b	159	(Traded to Houston)		
5c	165	Robert Reynolds	LB	Ohio State
6	191	Troy Fleming	RB	Tennessee
7a	230	Jared Clauss	DT	Iowa
7b	239	Eugene Amano	C	S.E. Missouri State
7c	241	Sean McHugh	TE	Penn State

Draft Notes

General Manager: Floyd Reese

- 5c, 7b, 7c – awarded as compensatory selections
- 1 – Pick traded to Houston (see 2a)
- 2a – Pick acquired from Houston along with 2004 third round pick (71 overall), fourth round pick (103 overall) and fifth round pick (138 overall) for the Titans 2004 first round pick (27 overall) and fifth round pick (159 overall)
- 2b – Pick acquired from New York Jets for WR Justin McCariens
- 3a – Pick acquired in Houston trade (see 2a)
- 4a – Pick acquired in Houston trade (see 2a)
- 5a – Pick acquired in Houston trade (see 2a)
- 5b – Pick traded to Houston (see 2a)

2003

Rd.	Pick	Player	Pos.	College
1	28	Andre Woolfolk	CB	Oklahoma
2	60	Tyrone Calico	WR	Middle Tennessee State
3	93	Chris Brown	RB	Colorado
4	126	Rien Long	DT	Washington State
5a	154	Donnie Nickey	S	Ohio State
5b	164	(Traded to New England)		
6	201	(Traded to New England)		
7a	225	Todd Williams	T	Florida State
7b	243	(Traded to New England)		

Draft Notes

General Manager: Floyd Reese

- 5a – Pick acquired from New England along with 2003 seventh round pick (225 overall) for the Titans 2003 fifth round pick (164 overall), sixth round pick (201 overall) and seventh round pick (243 overall)
- 5b – Pick traded to New England (see 5a)
- 6 – Pick traded to New England (see 5a)
- 7a – Pick acquired in New England trade (see 5a)
- 7b – Pick traded to New England (see 5a)

2002

Rd.	Pick	Player	Pos.	College
1a	14	(Traded to N.Y. Giants)		
1b	15	Albert Haynesworth	DT	Tennessee
2	45	Tank Williams	S	Stanford
3	77	Rocky Calmus	LB	Oklahoma
4a	110	Mike Echols	CB	Wisconsin
4b	115	Tony Beckham	CB	Wisconsin-Stout
4c	133	Rocky Boiman	LB	Notre Dame
5	151	Jake Schifino	WR	Akron
6	187	Justin Hartwig	G	Kansas
7a	225	Darrell Hill	WR	Northern Illinois
7b	240	Carlos Hall	DE	Arkansas

Draft Notes

General Manager: Floyd Reese

- 4c – awarded as compensatory selection
- 1a – Pick traded to N.Y. Giants (see 1b)
- 1b – Pick acquired from the New York Giants along with 2002 fourth round pick (115 overall) for the Titans 2002 first round pick (14 overall)
- 4b – Pick acquired in Giants trade (see 1b)
- 7b – Pick acquired from Green Bay for DT Rod Walker

2001

Rd.	Pick	Player	Pos.	College
1	29	(Traded to St. Louis)		
2	60	Andre Dyson	CB	Utah
3	90	Shad Meier	TE	Kansas State
4	124	Justin McCareins	WR	Northern Illinois
5	159	Eddie Berlin	WR	Northern Iowa
6a	192	Dan Alexander	RB	Nebraska
6b	199	Adam Haayer	T	Minnesota
7a	229	(Traded to Oakland)		
7b	232	Keith Adams	LB	Clemson

Draft Notes

General Manager: Floyd Reese

- 6b, 7b – awarded as compensatory selections
- 1 – Pick traded to St. Louis for DE Kevin Carter
- 7a – Pick traded to Oakland for C Gennaro DiNapoli

2000

Rd.	Pick	Player	Pos.	College
1	30	Keith Bulluck	LB	Syracuse
3a	68	Erron Kinney	TE	Florida
3b	93	Byron Frisch	DE	Brigham Young
4a	124	Bobby Myers	S	Wisconsin
4b	128	Peter Sirmon	LB	Oregon
5a	135	Aric Morris	S	Michigan State

1999-2021 DRAFT SELECTIONS

5b	160	Frank Chamberlin	LB	Boston College
6	197	Robaire Smith	DE	Michigan State
7a	213	Mike Green	RB	Houston
7b	237	Wes Shivers	T	Mississippi State

Draft Notes

General Manager: Floyd Reese

- 2a – Pick traded to New England (see 2b)
- 2b – Pick acquired from New England along with 1999 fourth round pick (117 overall) for Titans 1999 second round pick (46 overall)
- 4b – Pick acquired in New England trade (see 2b)

Draft Notes

General Manager: Floyd Reese

- 4b – awarded as compensatory selection
- 7a – Pick acquired from Chicago for LB Lemanski Hall

1999

Rd.	Pick	Player	Pos.	College
1	16	Jevon Kearse	DE	Florida
2a	46	(Traded to New England)		
2b	52	John Thornton	DT	West Virginia
3	81	Zach Piller	G	Florida
4a	114	Brad Ware	S	Auburn
4b	117	Donald Mitchell	CB	Southern Methodist
5	151	Kevin Daft	QB	California-Davis
6	186	Darran Hall	WR	Colorado State
7	222	Phil Glover	LB	Utah

TITANS TRADE HISTORY SINCE 1999

2021 TRADES

Trade Date/Teams	Compensation	Overall	Player Selected	Note	
1. March 17, 2021					
Tennessee Receives:	Draft Choice:	Round 7, 2021	#232	DT Phil Hoskins	Pick originally from Atlanta; traded to Carolina
Miami Receives:	Player:	T Isaiah Wilson			
	Draft Choice:	Round 7, 2022			
2. April 30, 2021 (Draft Day Trade)					
Tennessee Receives:	Draft Choice:	Round 3, 2021	#92	ILB Monty Rice	
	Draft Choice:	Round 4, 2021	#135	OLB Rashad Weaver	
Green Bay Receives:	Draft Choice:	Round 3, 2021	#85	WR Amari Rodgers	
3. May 1, 2021 (Draft Day Trade)					
Tennessee Receives:	Draft Choice:	Round 4, 2021	#109	WR Dez Fitzpatrick	Pick originally from Houston
Carolina Receives:	Draft Choice:	Round 4, 2021	#126	RB Chuba Hubbard	
	Draft Choice:	Round 5, 2021	#166	DB Keith Taylor	Pick originally from Atlanta through Miami
	Draft Choice:	Round 7, 2021	#232	DT Phil Hoskins	
4. June 6, 2021					
Tennessee Receives:	Player:	WR Julio Jones			
	Draft Choice:	Round 6, 2023			
Atlanta Receives:	Draft Choice:	Round 2, 2022			
	Draft Choice:	Round 4, 2023			

2020 TRADES

Trade Date/Teams	Compensation	Overall	Player Selected	Note	
1. March 19, 2020					
Tennessee Receives:	Draft Choice:	Round 7, 2020	#237	CB Thakarius Keyes	Pick originally from New England; traded to Kansas City
Denver Receives:	Player:	DT Jurrell Casey			
2. April 25, 2020 (Draft Day Trade)					
Tennessee Receives:	Draft Choice:	Round 6, 2021	#215	S Brady Breeze	Pick originally from New England through Denver
Kansas City Receives:	Draft Choice:	Round 7, 2020	#237	CB Thakarius Keyes	
3. Oct. 14, 2020					
Tennessee Receives:	Draft Choice:	Round 6, 2021	#185	LB Nick Niemann	Pick traded to L.A. Chargers
Jacksonville Receives:	Draft Choice:	Round 7, 2021	#249	WR Ben Skowronek	Pick traded to L.A. Rams
	Player:	OLB Kamalei Correa			
4. Nov. 2, 2020					
Tennessee Receives:	Player:	CB Desmond King II			Pick originally from Jacksonville
L.A. Chargers Receive:	Draft Choice:	Round 6, 2021	#185	LB Nick Niemann	

TITANS TRADE HISTORY SINCE 1999



The Titans traded for Ryan Tannehill in 2019.

2019 TRADES

Trade Date/Teams	Compensation	Overall	Player Selected	Note
1. March 15, 2019				
Tennessee Receives:	Player:		QB Ryan Tannehill	
	Draft Choice:	Round 6, 2019	#188 LB David Long	
Miami Receives:	Draft Choice:	Round 7, 2019	#233 RB Chandler Cox	
	Draft Choice:	Round 4, 2020	#135 G Kevin Dotson	Pick traded to Pittsburgh
2. April 27, 2019 (Draft Day Trade)				
Tennessee Receives:	Draft Choice:	Round 4, 2019	#116 DB Amani Hooker	Pick originally from Miami through New Orleans
	Draft Choice:	Round 5, 2019	#168 OLB D'Andre Walker	Pick originally from New Orleans
N.Y. Jets Receive:	Draft Choice:	Round 4, 2019	#121 TE Trevon Wesco	
	Draft Choice:	Round 5, 2019	#157 LB Blake Cashman	
3. August 29, 2019				
Tennessee Receives:	Player:		OLB Reggie Gilbert	
Green Bay Receives:	Draft Choice:	Round 6, 2020	#208 C Jake Hanson	
4. August 31, 2019				
Tennessee Receives:	Draft Choice:	Round 7, 2020	#224 QB Cole McDonald	
Cleveland Receives:	Player:		WR Taywan Taylor	

2018 TRADES

Trade Date/Teams	Compensation	Overall	Player Selected	Note
1. April 26, 2018 (Draft Day Trade)				
Tennessee Receives:	Draft Choice:	Round 1, 2018	#22 LB Rashaan Evans	Pick originally from Kansas City through Buffalo
	Draft Choice:	Round 6, 2018	#215 C Bradley Bozeman	Pick traded back to Baltimore
Baltimore Receives:	Draft Choice:	Round 1, 2018	#25 TE Hayden Hurst	
	Draft Choice:	Round 4, 2018	#125 DB Avonte Maddox	Pick traded to Philadelphia
2. April 27, 2018 (Draft Day Trade)				
Tennessee Receives:	Draft Choice:	Round 2, 2018	#41 OLB Harold Landry	
Oakland Receives:	Draft Choice:	Round 2, 2018	#57 DT P.J. Hall	
	Draft Choice:	Round 3, 2018	#89 T Joseph Noteboom	Pick traded to L.A. Rams

TITANS TRADE HISTORY SINCE 1999

3. April 28, 2018 (Draft Day Trade)

Tennessee Receives:	Draft Choice:	Round 5, 2018	#152	DB Dane Cruikshank	
Baltimore Receives:	Draft Choice:	Round 5, 2018	#162	WR Jordan Lasley	
	Draft Choice:	Round 6, 2018	#215	C Bradley Bozeman	Pick originally from Baltimore

4. August 28, 2018

Tennessee Receives:	Player:	OLB Kamalei Correa			
Baltimore Receives:	Draft Choice:	Round 6, 2019		DB Marcus Epps	Pick traded to Minnesota

2017 TRADES

Trade Date/Teams	Compensation	Overall	Player Selected	Note	
1. April 28, 2017 (Draft Day Trade)					
Tennessee Receives:	Draft Choice:	Round 3, 2017	#72	WR Taywan Taylor	Pick originally from Carolina
	Draft Choice:	Round 6, 2017	#200	T Adam Bisnowaty	Pick traded to N.Y. Giants; originally from Indianapolis
New England Receives:	Draft Choice:	Round 3, 2017	#83	DE Derek Rivers	
	Draft Choice:	Round 4, 2017	#124	LB Jalen Reeves-Maybin	Pick traded to Detroit
2. April 29, 2017 (Draft Day Trade)					
Tennessee Receives:	Draft Choice:	Round 5, 2017	#155	LB Jayon Brown	
Philadelphia Receives:	Draft Choice:	Round 5, 2017	#164	G Isaac Asiata	Pick traded to Miami
	Draft Choice:	Round 6, 2017	#214	DT Elijah Qualls	Pick originally from Atlanta
3. April 29, 2017 (Draft Day Trade)					
Tennessee Receives:	Draft Choice:	Round 6, 2017	#207	DB Brandon Wilson	Pick traded to Cincinnati
	Draft Choice:	Round 7, 2017	#241	RB Khalfani Muhammad	
N.Y. Giants Receive:	Draft Choice:	Round 6, 2017	#200	T Adam Bisnowaty	Pick originally from Indianapolis through New England
4. April 29, 2017 (Draft Day Trade)					
Tennessee Receives:	Draft Choice:	Round 6, 2017	#217	OL Corey Levin	Compensatory pick
	Draft Choice:	Round 7, 2017	#227	OLB Josh Carraway	
Cincinnati Receives:	Draft Choice:	Round 6, 2017	#207	DB Brandon Wilson	Pick originally from N.Y. Giants
5. Sept. 1, 2017					
Tennessee Receives:	Player:	DE David King			
Kansas City Receives:	Draft Choice:	Round 7, 2018	#243	DB Keion Crossen	Conditional draft choice; traded to New England

2016 TRADES

Trade Date/Teams	Compensation	Overall	Player Selected	Note	
1. March 9, 2016					
Tennessee Receives:	Player:	RB DeMarco Murray			
	Draft Choice:	Round 4, 2016	#113	LB Nick Kwiatkoski	Pick traded from Tennessee to Los Angeles to
Philadelphia Receives:	Draft Choice:	Round 4, 2016	#100	QB Connor Cook	Pick traded from Philadelphia to Cleveland to Oakland Chicago
2. April 14, 2016					
Tennessee Receives:	Draft Choice:	Round 1, 2016	#15	WR Corey Coleman	Pick traded from Tennessee to Cleveland
	Draft Choice:	Round 2, 2016	#43	DL Austin Johnson	Pick originally from Philadelphia
	Draft Choice:	Round 2, 2016	#45	RB Derrick Henry	
	Draft Choice:	Round 3, 2016	#76	T Shon Coleman	Pick traded from Tennessee to Cleveland
	Draft Choice:	Round 1, 2017	#5	WR Corey Davis	
	Draft Choice:	Round 3, 2017	#100	TE Jonnu Smith	Compensatory pick
Los Angeles Receives:	Draft Choice:	Round 1, 2016	#1	QB Jared Goff	
	Draft Choice:	Round 4, 2016	#113	LB Nick Kwiatkoski	Pick originally from Philadelphia; traded from Los Angeles to Chicago
	Draft Choice:	Round 6, 2016	#177	TE Temarrick Hemingway	
3. April 28, 2016 (Draft Day Trade)					
Tennessee Receives:	Draft Choice:	Round 1, 2016	#8	T Jack Conklin	Pick originally from Miami through Philadelphia
	Draft Choice:	Round 6, 2016	#176	RB Andy Janovich	Pick traded from Tennessee to Denver
Cleveland Receives:	Draft Choice:	Round 1, 2016	#15	WR Corey Coleman	Pick originally from Los Angeles
	Draft Choice:	Round 3, 2016	#76	T Shon Coleman	Pick originally from Los Angeles
	Draft Choice:	Round 2, 2017	#52	QB DeShone Kizer	

TITANS TRADE HISTORY SINCE 1999

4. April 30, 2016 (Draft Day Trade)

Tennessee Receives:	Draft Choice:	Round 5, 2016	#157	CB LeShaun Sims	Pick originally from N.Y. Jets
	Draft Choice:	Round 7, 2016	#253	CB Kalan Reed	
Denver Receives:	Draft Choice:	Round 6, 2016	#176	RB Andy Janovich	Pick originally from Cleveland
	Draft Choice:	Round 6, 2017	#203	RB De'Angelo Henderson	

5. Aug. 16, 2016

Tennessee Receives:	Player:	G/T Dennis Kelly
Philadelphia Receives:	Player:	WR Dorial Green-Beckham

2015 TRADES

Trade Date/Teams	Compensation	Overall	Player Selected	Note	
1. May 1, 2015 (Draft Day Trade)					
Tennessee Receives:	Draft Choice:	Round 2, 2015	#40	WR Dorial Green-Beckham	
	Draft Choice:	Round 4, 2015	#108	FB Jalston Fowler	
	Draft Choice:	Round 7, 2015	#245	WR Tre McBride	Pick originally from Denver
New York Giants Receive:	Draft Choice:	Round 2, 2015	#33	S Landon Collins	
2. Sept. 4, 2015					
Tennessee Receives:	Draft Choice:	Round 6, 2016	#193	G Sebastian Tretola	
	Draft Choice:	Round 6, 2017	#214	DT Elijah Qualls	Pick traded to Philadelphia
Atlanta Receives:	Player:	G Andy Levitre			
3. Sept. 6, 2015					
Tennessee Receives:	Player:	RB Terrance West			
Cleveland Receives:	Draft Choice:	Conditional 2016 Pick	(none)	Conditions not met for Cleveland to receive pick	

2014 TRADES

Trade Date/Teams	Compensation	Overall	Player Selected	Note	
1. May 9, 2014 (Draft Day Trade)					
Tennessee Receives:	Draft Choice:	Round 2, 2014	#54	RB Bishop Sankey	
	Draft Choice:	Round 4, 2014	#122	DB Marqueston Huff	
Philadelphia Receives:	Draft Choice:	Round 2, 2014	#42	WR Jordan Matthews	
2. May 10, 2014 (Draft Day Trade)					
Tennessee Receives:	Draft Choice:	Round 6, 2014	#178	QB Zach Mettenberger	
Washington Receives:	Draft Choice:	Round 6, 2014	#186	RB Lache Seastrunk	
	Draft Choice:	Round 7, 2014	#228	K Zach Hocker	
3. Aug. 30, 2014					
Tennessee Receives:	Draft Choice:	Conditional 2015 Pick	(none)	Conditions not met for Tennessee to receive pick	
Dallas Receives:	Player:	DE Lavar Edwards			
4. Oct. 22, 2014					
Tennessee Receives:	Draft Choice:	Round 6, 2015	#208	C Andy Gallik	
New England Receives:	Player:	LB Akeem Ayers			
	Draft Choice:	Round 7, 2015	#219	ILB Hayes Pullard	Pick by Cleveland after trade from New England

2013 TRADES

Trade Date/Teams	Compensation	Overall	Player Selected	Note	
1. April 26, 2013 (Draft Day Trade)					
Tennessee Receives:	Draft Choice:	Round 2, 2013	#34	WR Justin Hunter	
San Francisco Receives:	Draft Choice:	Round 2, 2013	#40	DE Cornelius Carradine	
	Draft Choice:	Round 7, 2013	#216	WR Charles Johnson	Pick by Green Bay after trade from SF
	Draft Choice:	Round 3, 2014	#77	LB Chris Borland	

2012 TRADES

Trade Date/Teams	Compensation	Overall	Player Selected	Note
1. April 28, 2012 (Draft Day Trade)				
Tennessee Receives	Draft Choice:	Round 5, 2012	#145	TE Taylor Thompson
Miami Receives:	Draft Choice:	Round 5, 2012	#155	LB Josh Kaddu
	Draft Choice:	Round 7, 2012	#227	WR Rishard Matthews

TITANS TRADE HISTORY SINCE 1999

2. April 28, 2012 (Draft Day Trade)

Tennessee Receives:	Draft Choice:	Round 7, 2012	#211	DE Scott Solomon	
Minnesota Receives:	Draft Choice:	Round 6, 2013	#176	T David Quessenberry	Pick by Houston after trade from MIN to AZ to OAK to HOU

2011 TRADES

Trade Date/Teams	Compensation	Overall	Player Selected	Note
1. Sept. 3, 2011				
Tennessee Receives:	Player:		FB Quinn Johnson	
Green Bay Receives:	Draft Choice:	Conditional 2012 Pick	(none)	Conditions not met for Green Bay to receive pick

2010 TRADES

Trade Date/Teams	Compensation	Overall	Player Selected	Note
1. April 24, 2010 (Draft Day Trade)				
Tennessee Receives:	Draft Choice:	Round 4, 2010	#104	CB Alterraun Verner
	Draft Choice:	Round 6, 2010	#176	QB Rusty Smith
Seattle Receives:	Draft Choice:	Round 4, 2010	#111	DB Walter Thurmond
	Draft Choice:	Round 6, 2010	#185	TE Anthony McCoy
	Player:		RB LenDale White	
	Player:		DT Kevin Vickerson	

2009 TRADES

Trade Date/Teams	Compensation	Overall	Player Selected	Note
1. April 26, 2009 (Draft Day)				
Tennessee Receives:	Draft Choice:	Round 3, 2009	#89	TE Jared Cook
New England Receives:	Draft Choice:	Round 2, 2010	#47	LB Daryl Washington
				Pick later traded to Arizona

2008 TRADES

Trade Date/Teams	Compensation	Overall	Player Selected	Note
1. April 26, 2008 (Draft Day)				
Tennessee Receives:	Draft Choice:	Round 4, 2008	#126	WR Lavelle Hawkins
Dallas Receives:	Player:		CB Pacman Jones	
	Draft Choice:	Round 5, 2009	#166	DB Michael Hamlin
2. April 27, 2008 (Draft Day)				
Tennessee Receives:	Draft Choice:	Round 4, 2008	#103	DE William Hayes
Washington Receives:	Draft Choices:	Round 4, 2008	#124	CB Justin Tryon
	Draft Choice:	Round 5, 2008	#157	G Roy Schuening
				Pick originally from Atlanta
				Pick later traded to St. Louis

2007 TRADES

Trade Date/Teams	Compensation	Overall	Player Selected	Note
1. Sept. 11, 2007				
Tennessee Receives:	Player:		DE Bryce Fisher	
Seattle Receives:	Draft Choice:	Round 6, 2008	#189	LS Tyler Schmitt

2006 TRADES

Trade Date/Teams	Compensation	Overall	Player Selected	Note
1. April 29, 2006 (Draft Day)				
Tennessee Receives:	Draft Choice:	Round 2, 2006	#45	RB LenDale White
	Draft Choice:	Round 4, 2006	#116	LB Stephen Tulloch
Philadelphia Receives:	Draft Choice:	Round 2, 2006	#39	T Winston Justice
2. April 30, 2006 (Draft Day)				
Tennessee Receives:	Draft Choice:	Round 6, 2007	#206	CB Ryan Smith
Indianapolis Receives:	Draft Choice:	Round 7, 2006	#238	CB T.J. Rushing
				Pick originally obtained from Ind. for Rocky Calmus

TITANS TRADE HISTORY SINCE 1999

3. June 9, 2006

Tennessee Receives:	Draft Choice:	Round 4, 2007	#128	WR Chris Davis
Baltimore Receives:	Player:	QB Steve McNair		

4. Sept. 20, 2006

Tennessee Receives:	Draft Choice:	Round 6, 2007	#204	DE Jacob Ford
San Diego Receives:	Player:	QB Billy Volek		

2005 TRADES

Trade Date/Teams	Compensation	Overall	Player Selected	Note
1. April 6, 2005				
Tennessee Receives:	Draft Choice:	Round 5, 2005	#150	T Daniel Loper
Kansas City Receives:	Player:	DE Carlos Hall		
2. April 23, 2005 (Draft Day)				
Tennessee Receives:	Draft Choice:	Round 2, 2005	#41	T Michael Roos
	Draft Choice:	Round 4, 2005	#113	T David Stewart
Detroit Receives:	Draft Choice:	Round 2, 2005	#37	DE Shaun Cody
3. July 19, 2005				
Tennessee Receives:	Player:	RB Travis Henry		
Buffalo Receives:	Draft Choice:	Round 3, 2006	#70	CB Ashton Youboty
4. Sept. 3, 2005				
Tennessee Receives:	Draft Choice:	Round 7, 2006	#238	CB T.J. Rushing
Indianapolis Receives:	Player:	LB Rocky Calmus		Pick traded back to Ind. on April 30, 2006

2004 TRADES

Trade Date/Teams	Compensation	Overall	Player Selected	Note
1. March 8, 2004				
Tennessee Receives:	Draft Choice:	Round 2, 2004	#42	DE Travis LaBoy
New York Jets Receive:	Player:	WR Justin McCareins		
2. April 24, 2004 (Draft Day)				
Tennessee Receives:	Draft Choice:	Round 2, 2004	#40	TE Ben Troupe
	Draft Choice:	Round 3, 2004	#71	DT Randy Starks
	Draft Choice:	Round 4, 2004	#103	DE Bo Schobel
	Draft Choice:	Round 5, 2004	#138	G Jacob Bell
Houston Receives:	Draft Choice:	Round 1, 2004	#27	DE Jason Babin
	Draft Choice:	Round 5, 2004	#159	T Sean Bubin
				Pick later traded to Jacksonville

2003 TRADES

Trade Date/Teams	Compensation	Overall	Player Selected	Note
1. April 27, 2003 (Draft Day)				
Tennessee Receives:	Draft Choice:	Round 5, 2003	#154	S Donnie Nicky
	Draft Choice:	Round 7, 2003	#225	T Todd Williams
New England Receives:	Draft Choice:	Round 5, 2003	#164	C Dan Koppen
	Draft Choice:	Round 6, 2003	#201	QB Kliff Kingsbury
	Draft Choice:	Round 7, 2003	#243	DT Ethan Kelley
				Pick originally from Houston Pick originally from St. Louis

2002 TRADES

Trade Date/Teams	Compensation	Overall	Player Selected	Note
1. April 20, 2002 (Draft Day)				
Tennessee Receives:	Draft Choice:	Round 1, 2002	#15	DT Albert Haynesworth
	Draft Choice:	Round 4, 2002	#115	CB Tony Beckham
N.Y. Giants Receive:	Draft Choice:	Round 1, 2002	#14	TE Jeremy Shockey

2001 TRADES

Trade Date/Teams	Compensation	Overall	Player Selected	Note
------------------	--------------	---------	-----------------	------

TITANS TRADE HISTORY SINCE 1999

1. April 4, 2001

Tennessee Receives:	Player:	DE Kevin Carter		
St. Louis Receives:	Draft Choice:	Round 1, 2001	#29	DT Ryan Pickett

2. Sept. 2, 2001

Tennessee Receives:	Draft Choice:	Round 7, 2002	#240	DE Carlos Hall
Green Bay Receives:	Player:	DT Rod Walker		

3. Sept. 2, 2001

Tennessee Receives:	Draft Choice:	Conditional Future Pick	(none)	Conditions not met for Tennessee to receive pick
Carolina Receives:	Player:	S Perry Phenix		

2000 TRADES

Trade Date/Teams	Compensation	Overall	Player Selected	Note
1. April 15, 2000 (Draft Day)				
Tennessee Receives:	Draft Choice:	Round 3, 2000	#68	TE Erron Kinney
	Draft Choice:	Round 5, 2000	#135	S Aric Morris
Philadelphia Receives:	Draft Choice:	Round 2, 2000	#61	G Bobby Williams
2. Aug. 27, 2000				
Tennessee Receives:	Player:	C Gennaro DiNapoli		
Oakland Receives:	Draft Choice:	Round 7, 2001	#229	WR Ken-Yon Rambo

1999 TRADES

Trade Date/Teams	Compensation	Overall	Player Selected	Note
1. April 17, 1999 (Draft Day)				
Tennessee Receives:	Draft Choice:	Round 2, 1999	#52	DT John Thornton
	Draft Choice:	Round 4, 1999	#117	CB Donald Mitchell
New England Receives:	Draft Choice:	Round 2, 1999	#46	RB Kevin Faulk

RECENT VETERAN FREE AGENCY HISTORY

2021

Players Signed (22)

OLB Ola Adeniyi (Pittsburgh)
 DL Denico Autry (Indianapolis)
 LB B.J. Bello (L.A. Chargers)
 WR Fred Brown (Denver)
 DT Trevon Coley (N.Y. Jets)
 LS Morgan Cox (Baltimore)
 T Christian DiLauro (Pittsburgh)
 OLB Bud Dupree (Pittsburgh)
 S Matthias Farley (N.Y. Jets)
 DT Woodrow Hamilton IV (Carolina)
 DT Bruce Hector (Carolina)
 RB Brian Hill (Atlanta)
 CB Janoris Jenkins (New Orleans)
 CB Kevin Johnson (Cleveland)
 DT Abry Jones (Jacksonville)
 CB Chris Jones (Minnesota)
 T Kendall Lamm (Cleveland)
 WR Kalija Lipscomb (Green Bay)
 CB Greg Mabin (Jacksonville)
 LB Justin March (Dallas)
 CB Kevin Peterson (Arizona)
 WR Josh Reynolds (L.A. Rams)

Players Lost (12)

OLB Jadeveon Clowney (Cleveland)
 WR Corey Davis (N.Y. Jets)
 DE Matt Dickerson (Las Vegas)
 G/C Jamil Douglas (Buffalo)
 DT DaQuan Jones (Carolina)
 DB Joshua Kalu (N.Y. Giants)
 CB Desmond King (Houston)
 CB Chris Milton (N.Y. Giants)

TE MyCole Pruitt (San Francisco)
 WR Kalif Raymond (Detroit)
 TE Jonnu Smith (New England)
 CB Tye Smith (Minnesota)

2020

Players Signed (7)

OLB Vic Beasley, Jr. (Atlanta)
 DB Ibraheim Campbell (Green Bay)
 DL Jack Crawford (Atlanta)
 LB Nick Dzubnar (L.A. Chargers)
 CB Johnathan Joseph (Houston)
 RB Senorise Perry (Buffalo)
 T Ty Sambrailo (Atlanta)

Players Lost (6)

T Jack Conklin (Cleveland)
 WR Darius Jennings (L.A. Chargers)
 DL Austin Johnson (N.Y. Giants)
 QB Marcus Mariota (Las Vegas)
 WR Tajaé Sharpe (Minnesota)
 CB LeShaun Sims (Cincinnati)

2019

Players Signed (7)

DL Frank Herron (New England)
 TE Ryan Hewitt (Indianapolis)
 WR Cody Hollister (New England)
 WR Adam Humphries (Tampa Bay)
 G Rodger Saffold (L.A. Rams)
 DL Brent Urban (Baltimore)
 OLB Cameron Wake (Miami)

Players Lost (2)

TE Luke Stocker (Atlanta)
 G Quinton Spain (Buffalo)

2018

Players Signed (10)

CB Malcolm Butler (New England)
 WR Michael Campanaro (Baltimore)
 LB Will Compton (Washington)
 QB Blaine Gabbert (Arizona)
 RB Dion Lewis (New England)
 S Kendrick Lewis (Baltimore)
 DL Bennie Logan (Kansas City)
 G Kevin Pamphile (Tampa Bay)
 OL Xavier Su'a-Filo (Houston)
 WR Nick Williams (Atlanta)

Players Lost (3)

DB Curtis Riley (N.Y. Giants)
 QB Brandon Weeden (Houston)
 LB Avery Williamson (N.Y. Jets)

2017

Players Signed (8)

LB Daren Bates (Oakland)
 S Johnathan Cyprien (Jacksonville)
 CB Demontre Hurst (Chicago)
 OL Tim Lelito (New Orleans)
 CB Logan Ryan (New England)
 S Brynden Trawick (Oakland)
 KR/WR Eric Weems (Atlanta)
 NT Sylvester Williams (Denver)

RECENT VETERAN FREE AGENCY HISTORY

Players Lost (9)

LB David Bass (Seattle)
T/G Byron Bell (Dallas)
CB Valentino Blake (N.Y. Giants)
TE Anthony Fasano (Miami)
C/G Brian Schwenke (Indianapolis)
LB Sean Spence (Indianapolis)
S Daimion Stafford (Pittsburgh)
G Chance Warmack (Philadelphia)
WR Kendall Wright (Chicago)

2016

Players Signed (7)

CB Brice McCain (Miami)
C Ben Jones (Houston)
QB Matt Cassel (Dallas)
WR Rishard Matthews (Miami)
LB Sean Spence (Pittsburgh)
CB Antwon Blake (Pittsburgh)
S Rashad Johnson (Arizona)

Players Lost (5)

LB Zach Brown (Buffalo)
FB Steven Johnson (Pittsburgh)
OL Joe Looney (Dallas)
DT Mike Martin (Philadelphia)
CB Coty Sensabaugh (Los Angeles)

2015

Players Signed (7)

T Byron Bell (Carolina)
CB Perrish Cox (San Francisco)
WR Harry Douglas (Atlanta)
TE Anthony Fasano (Kansas City)
WR Hakeem Nicks (Indianapolis)
OLB Brian Orakpo (Washington)
S Da'Norris Searcy (Buffalo)

Players Lost (3)

CB Brandon Ghee (Cincinnati)
FB Collin Mooney (Atlanta)
WR Nate Washington (Houston)

2014

Players Signed (8)

RB Dexter McCluster (Kansas City)
DL Al Woods (Pittsburgh)
QB Charlie Whitehurst (San Diego)
LB Wesley Woodyard (Denver)
T Michael Oher (Baltimore)
LB Shaun Phillips (Denver)
G/C Eric Olsen (Pittsburgh)
WR Brian Robiskie (Atlanta)

Players Lost (4)

CB Alterraun Verner (Tampa Bay)
WR Damian Williams (Miami)
WR Kenny Britt (St. Louis)
QB Rusty Smith (N.Y. Giants)

2013

Players Signed (14)

S George Wilson (Buffalo)
LB Moise Fokou (Indianapolis)
RB Shonn Greene (N.Y. Jets)
DT Sammie Hill (Detroit)
G Andy Levitre (Buffalo)
TE Delanie Walker (San Francisco)
G/C Rob Turner (St. Louis)
QB Ryan Fitzpatrick (Buffalo)
S Bernard Pollard (Baltimore)
DE Ropati Pitoitua (Kansas City)
WR Kevin Walter (Houston)
C/G Chris Spencer (Chicago)

RB Jalen Parmele (Jacksonville)
DT Antonio Johnson (Indianapolis)

Players Lost (5)

TE Jared Cook (St. Louis)
LB Zac Diles (Kansas City)
G Leroy Harris (Detroit)
DT Sen'Derrick Marks (Jacksonville)
DE Jarius Wynn (San Diego)

2012

Players Signed (7)

G Steve Hutchinson (Minnesota)
DE Kamerion Wimbley (Oakland)
DE Leger Douzable (Jacksonville)
LB Zac Diles (Indianapolis)
G Kyle DeVan (Philadelphia)
C Jon Cooper (Minnesota)
S Aaron Francisco (Detroit)

Players Lost (6)

WR Donnie Avery (Indianapolis)
CB Cortland Finnegan (St. Louis)
S Chris Hope (Atlanta)
DE William Hayes (St. Louis)
DE Jason Jones (Seattle)
LB Barrett Ruud (Seattle)

2011

Players Signed (11)

QB Matt Hasselbeck (Seattle)
DT Shaun Smith (Kansas City)
TE Daniel Graham (Denver)
LB Barrett Ruud (Tampa Bay)
CB Frank Walker (Minnesota)
S Jordan Babineaux (Seattle)
T Pat McQuistan (Miami)
S Anthony Smith (Green Bay)
T Adam Terry (Jacksonville)
RB Kestahn Moore (Washington)
WR Kevin Curtis (Kansas City)

Players Lost (4)

DE Jason Babin (Philadelphia)
QB Kerry Collins (Indianapolis)
LB Stephen Tulloch (Detroit)
TE Bo Scaife (Cincinnati)

2010

Players Signed (6)

LB Will Witherspoon (Philadelphia)
P/K Ricky Schmitt (San Francisco)
DE Jason Babin (Philadelphia)
CB Tye Hill (Atlanta)
QB Chris Simms (Denver)
TE Sean Ryan (Washington)

Players Lost (2)

DE Kyle Vanden Bosch (Detroit)
TE Alge Crumpler (New England)

2009

Players Signed (5)

CB DeMarcus Faggins (Houston)
DT Jovan Haye (Tampa Bay)
WR Mark Jones (Carolina)
QB Patrick Ramsey (Denver)
WR Nate Washington (Pittsburgh)

Players Lost (6)

CB Chris Carr (Baltimore)
DT Albert Haynesworth (Washington)
WR Brandon Jones (San Francisco)

CB Eric King (Detroit)
T Daniel Loper (Detroit)
QB Chris Simms (Denver)

2008

Players Signed (7)

TE Dwayne Blakley (Atlanta)
CB Chris Carr (RFA-Oakland)
TE Alge Crumpler (Atlanta)
DE Jevon Kearse (Philadelphia)
WR Justin McCareins (N.Y. Jets)
OT Jake Scott (Indianapolis)
LB Josh Stamer (Buffalo)

Players Lost (8)

G Jacob Bell (St. Louis)
RB Chris Brown (Houston)
LB Gilbert Gardner (Detroit)
TE Ben Hartssock (Atlanta)
DE Travis LaBoy (Arizona)
DE Antwan Odom (Cincinnati)
DT Randy Starks (Miami)
TE Ben Troupe (Tampa Bay)

2007

Players Signed (6)

LB Ryan Fowler (RFA-Dallas)
WR Justin Gage (Chicago)
CB Nick Harper (Indianapolis)
CB Kelly Herndon (Seattle)
QB Tim Rattay (Tampa Bay)
S Bryan Scott (New Orleans)

Players Lost (3)

WR Drew Bennett (St. Louis)
DT Robaire Smith (Cleveland)
WR Bobby Wade (Minnesota)

2006

Players Signed (4)

WR David Givens (New England)
S Chris Hope (Pittsburgh)
C Kevin Mawae (N.Y. Jets)
LB David Thornton (Indianapolis)

Players Lost (4)

LB Rocky Boiman (Dallas)
C Justin Hartwig (Carolina)
LB Brad Kassell (N.Y. Jets)
S Tank Williams (Minnesota)

2005

Players Signed (1)

DE Kyle Vanden Bosch (Arizona)

Players Lost (4)

RB Antowain Smith (New Orleans)
WR Eddie Berlin (Chicago)
CB Andre Dyson (Seattle)
TE Shad Meier (New Orleans)

2004

Players Signed (0)

Players Lost (2)

DE Jevon Kearse (Philadelphia)
DT Robaire Smith (Houston)

2003

Players Signed (0)

Players Lost (5)

WR Kevin Dyson (Carolina)

RECENT VETERAN FREE AGENCY HISTORY

DT John Thornton (Cincinnati)
 CB Dainon Sidney (Buffalo)
 CB Donald Mitchell (Dallas)
 S Rich Coady (Indianapolis)

2002

Players Signed (4)

S Lance Schulters (San Francisco)
 FB Greg Comella (N.Y. Giants)
 C Jeff Smith (Jacksonville)
 RB Robert Holcombe (St. Louis)

Players Lost (4)

DT Jason Fisk (San Diego)
 DT Josh Evans (N.Y. Jets)
 LB Greg Favors (Indianapolis)
 C Kevin Long (Jacksonville)

2001

Players Signed (2)

K Joe Nedney (Carolina)
 CB DeRon Jenkins (San Diego)

Players Lost (2)

DE Kenny Holmes (N.Y. Giants)
 CB Denard Walker (Denver)

2000

Players Signed (2)

LB Randall Godfrey (Dallas)
 T Fred Miller (St. Louis)

Players Lost (5)

LB Joe Bowden (Dallas)
 LB Doug Colman (Oakland)
 S Anthony Dorsett (Oakland)
 TE Jackie Harris (Dallas)
 T Jon Runyan (Philadelphia)

1999

Players Signed (5)

DT Jason Fisk (Minnesota)
 DT Mike Jones (New England)
 FB Lorenzo Neal (Tampa Bay)
 QB Neil O'Donnell (Cincinnati)
 DE Mike Frederick (Jets)

Players Lost (3)

DE Anthony Cook (Washington)
 C Mark Stepnoksi (Dallas)
 DT Gary Walker (Jacksonville)

1998

Players Signed (3)

TE Jackie Harris (Tampa Bay)
 P Craig Hentrich (Green Bay)
 WR Yancey Thigpen (Pittsburgh)

Players Lost (1)

G Kevin Donnalley (Miami)

1997

Players Signed (2)

QB Dave Krieg (Chicago)
 LB Lonnie Marts (Tampa Bay)

Players Lost (2)

LB Michael Barrow (Carolina)
 CB Cris Dishman (Washington)

1996

Players Signed (4)

WR Willie Davis (Kansas City)
 RB Ronnie Harmon (San Diego)
 S Rafael Robinson (Seattle)
 P Reggie Roby (Tampa Bay)

Players Lost (1)

LB Eddie Robinson (Jacksonville)

1995

Players Signed (5)

QB Chris Chandler (Rams)
 KR Mel Gray (Detroit)
 C Mark Stepnoski (Dallas)
 T Irv Eatman (Atlanta)
 WR Derek Russell (Denver)

Players Lost (5)

LB Lamar Lathon (Carolina)
 S Bo Orlando (San Diego)
 DE Tim Roberts (New England)
 G Bill Schultz (Denver)
 RB Lorenzo White (Cleveland)

1994

Players Signed (5)

TE Pat Carter (Rams)
 P Rich Camarillo (Arizona)
 QB Sean Salisbury (Minnesota)
 DE Kenny Davidson (Pittsburgh)
 RB Todd McNair (Kansas City)

Players Lost (3)

DE William Fuller (Philadelphia)
 DE Sean Jones (Green Bay)
 P Greg Montgomery (Detroit)

1993

Players Signed (2)

WR Willie Drewrey (Tampa Bay)
 LB Robert Lyles (Atlanta)

Players Lost (3)

LB Rick Graf (Washington)
 CB Jerry Gray (Tampa Bay)
 T Don Maggs (Denver)

1992

Plan B

Players Signed (3)

CB Jerry Gray (Los Angeles)
 WR Jeff Query (Green Bay)
 RB Spencer Tillman (San Francisco)

Players Lost (4)

LB Eric Fairs (Buffalo)
 WR Drew Hill (Atlanta)
 WR Alex Johnson (New England)
 WR Tony Jones (Atlanta)

1991

Plan B

Players Signed (7)

DE Robert Banks (Cleveland)
 S Eric Bergeson (Atlanta)
 LB Rick Graf (Miami)
 S John Hagy (Buffalo)
 WR Richard Johnson (Detroit)
 WR Cedric Jones (New England)
 RB Kerry Porter (Denver)

Players Lost (4)

CB Steve Brown (San Francisco)

RB Victor Jones (New England)
 S Brett Tucker (Buffalo)
 K Tony Zendejas (Los Angeles)

1990

Plan B

Players Signed (8)

S David Arnold (Pittsburgh)
 WR Bernard Ford (Dallas)
 WR Carl Harry (Washington)
 DE Ezra Johnson (Indianapolis)
 S Terry Kinard (Giants)
 S Leander Knight (Jets)
 WR Geral McNeil (Cleveland)
 G Tommy Robinson (Atlanta)

Players Lost (7)

S Jeff Donaldson (Chiefs)
 S Tracey Eaton (Arizona)
 FB Tracy Johnson (Atlanta)
 TE Bob Mrosko (Giants)
 DE Anthony Spears (Dallas)
 TE Chris Verhulst (Denver)
 C/G George Yarno (Green Bay)

1989

Plan B

Players Signed (7)

FB Carl Byrum (Buffalo)
 DE Mark Garalczyk (Jets)
 WR Kenny Jackson (Philadelphia)
 TE Calvin Magee (Tampa Bay)
 LB Matt Monger (Jets)
 DE/TE Colin Scotts (Arizona)
 C/G George Yarno (Atlanta)

Players Lost (13)

DE Robert Banks (Cleveland)
 S Keith Bostic (Indianapolis)
 LB Toby Caston (Detroit)
 LB Kurt Crain (Green Bay)
 T John Davis (Buffalo)
 WR Willie Drewrey (Tampa Bay)
 LB Mark Dusbabek (Minnesota)
 QB Brent Pease (Miami)
 RB Spencer Tillman (San Francisco)
 T David Viaene (New England)
 FB Ray Wallace (Pittsburgh)
 T Doug Williams (Seattle)
 TE Jamie Williams (San Francisco)

ALL-TIME HEAD COACHES SUMMARY

COACH	YEARS	WON	LOST	TIED	PCT.	PTS.	ALLOWED
Lou Rymkus*	1960-61	12	7	1	.625	546	414
Wally Lemm	1961, 1966-70	38	40	4	.487	1,785	1,702
Frank "Pop" Ivy	1962-63	17	12	0	.586	706	662
Sammy Baugh	1964	4	10	0	.285	310	355
Hugh "Bones" Taylor	1965	4	10	0	.285	298	429
Ed Hughes	1971	4	9	1	.321	251	330
Bill Peterson**	1972-73	1	18	0	.052	241	553
Sid Gillman	1973-74	8	15	0	.347	358	556
O.A. "Bum" Phillips	1975-80	59	38	0	.608	1,857	1,741
Ed Biles***	1981-83	8	23	0	.258	526	774
Chuck Studley	1983	2	8	0	.200	179	286
Hugh Campbell****	1984-85	8	22	0	.266	487	787
Jerry Glanville	1985-89	35	35	0	.500	1,535	1,637
Jack Pardee#	1990-94	44	35	0	.556	1,771	1,418
Jeff Fisher	1994-2010	147	126	0	.538	5,872	5,719
Mike Munchak	2011-13	22	26	0	.458	1,017	1,069
Ken Whisenhunt##	2014-15	3	20	0	.130	379	597
Mike Mularkey	2015-17	21	22	0	.488	925	1,054
Mike Vrabel	2018-21	36	23	0	.610	1,481	1,317
TOTALS	1960-2021	473	499	6	.487	20,524	21,400

(includes postseason)

* Released after five games in 1961

** Released after five games in 1973

*** Resigned after six games in 1983

**** Released after 14 games in 1985

Released after 10 games in 1994

Released after seven games in 2015



Mike Vrabel was hired as head coach in January 2018.

ALL-TIME STARTING QUARTERBACK SUMMARY (REGULAR SEASON)

Quarterback	Seasons	Wins	Losses	Ties	Pct.	Quarterback	Seasons	Wins	Losses	Ties	Pct.
George Blanda	1960-66	44	38	0	.537	Billy Joe Tolliver	1994	0	7	0	.000
Jacky Lee	1960-67	4	5	1	.450	Bucky Richardson	1992-94	1	3	0	.250
Don Trull	1964-69	4	9	2	.333	Chris Chandler	1995-96	11	14	0	.440
Buddy Humphrey	1966	0	1	0	.000	Steve McNair	1995-05	76	55	0	.580
Pete Beathard	1967-69	15	11	0	.577	Neil O'Donnell	1999-03	6	2	0	.750
Bob Davis	1967-69	3	2	1	.583	Billy Volek	2000-06	3	7	0	.300
Charley Johnson	1970-71	3	11	0	.214	Matt Mauck	2005	0	1	0	.000
Jerry Rhome	1970	0	3	1	.125	Vince Young	2006-10	30	17	0	.638
Dan Pastorini	1971-79	53	54	0	.495	Kerry Collins	2006-10	15	17	0	.469
Lynn Dickey	1971-74	2	7	1	.250	Rusty Smith	2010-11	0	1	0	.000
Kent Nix	1972	0	2	0	.000	Matt Hasselbeck	2011-12	11	10	0	.524
John Hadl	1976-77	1	5	0	.167	Jake Locker	2011-14	9	14	0	.391
Gifford Nielsen	1978-83	3	11	0	.214	Ryan Fitzpatrick	2013	3	6	0	.333
Ken Stabler	1980-81	16	12	0	.571	Charlie Whitehurst	2014	1	4	0	.200
John Reaves	1981	1	1	0	.500	Zach Mettenberger	2014-15	0	10	0	.000
Archie Manning	1982-83	0	8	0	.000	Marcus Mariota	2015-19	29	32	0	.475
Oliver Luck	1982-86	3	6	0	.333	Matt Cassel	2016-17	1	1	0	.500
Warren Moon	1984-93	70	69	0	.504	Blaine Gabbert	2018	2	1	0	.667
Brent Pease	1987-88	2	1	0	.667	Ryan Tannehill	2019-21	23	10	0	.697
Cody Carlson	1987-94	11	8	0	.579						



Ryan Tannehill led the Titans to 18 regular season wins and a pair of playoff appearances in his first two seasons with the club.

YEAR-BY-YEAR STARTING QUARTERBACKS SINCE 1999

2021 (5-2)

Date	W-L	Opponent	Starter
Sept. 12	L	Arizona	Tannehill
Sept. 19	W	Seattle	Tannehill
Sept. 27	W	Indianapolis	Tannehill
Oct. 3	L	New York Jets	Tannehill
Oct. 10	W	Jacksonville	Tannehill
Oct. 18	W	Buffalo	Tannehill
Oct. 24	W	Kansas City	Tannehill

Tannehill (4-2)

2020 (11-5)

Date	W-L	Opponent	Starter
Sept. 14	W	at Denver	Tannehill
Sept. 20	W	Jacksonville	Tannehill
Sept. 27	W	at Minnesota	Tannehill
Oct. 13	W	Buffalo	Tannehill
Oct. 18	W	Houston	Tannehill
Oct. 25	L	Pittsburgh	Tannehill
Nov. 1	L	at Cincinnati	Tannehill
Nov. 8	W	Chicago	Tannehill
Nov. 12	L	Indianapolis	Tannehill

Nov. 22	W	at Baltimore	Tannehill
Nov. 29	W	at Indianapolis	Tannehill
Dec. 6	L	Cleveland	Tannehill
Dec. 13	W	at Jacksonville	Tannehill
Dec. 20	W	Detroit	Tannehill
Dec. 27	L	at Green Bay	Tannehill
Jan. 3	W	at Houston	Tannehill

Wild Card

Jan. 10	L	Baltimore	Tannehill
---------	---	-----------	-----------

Tannehill (11-5, 0-1)

2019 (9-7)

Date	W-L	Opponent	Starter
Sept. 8	W	at Cleveland	Mariota
Sept. 15	L	Indianapolis	Mariota
Sept. 19	L	at Jacksonville	Mariota
Sept. 29	W	at Atlanta	Mariota
Oct. 6	L	Buffalo	Mariota
Oct. 13	L	at Denver	Mariota
Oct. 20	W	L.A. Chargers	Tannehill
Oct. 27	W	Tampa Bay	Tannehill
Nov. 3	L	at Carolina	Tannehill
Nov. 10	W	Kansas City	Tannehill

Nov. 24	W	Jacksonville	Tannehill
Dec. 1	W	at Indianapolis	Tannehill
Dec. 8	W	at Oakland	Tannehill
Dec. 15	L	Houston	Tannehill
Dec. 22	L	New Orleans	Tannehill
Dec. 30	W	at Houston	Tannehill

Wild Card

Jan. 4	W	at New England	Tannehill
--------	---	----------------	-----------

Divisional

Jan. 11	W	at Baltimore	Tannehill
---------	---	--------------	-----------

AFC Championship

Jan. 19	L	at Kansas City	Tannehill
---------	---	----------------	-----------

Mariota (2-4), Tannehill (7-3, 2-1)

2018 (9-7)

Date	W-L	Opponent	Starter
Sept. 9	L	at Miami	Mariota
Sept. 16	W	Houston	Gabbert
Sept. 23	W	at Jacksonville	Gabbert
Sept. 30	W	Philadelphia	Mariota
Oct. 7	L	at Buffalo	Mariota
Oct. 14	L	Baltimore	Mariota

YEAR-BY-YEAR STARTING QUARTERBACKS SINCE 1999

Oct. 21	L	at L.A. Chargers	Mariota
Nov. 5	W	at Dallas	Mariota
Nov. 11	W	New England	Mariota
Nov. 18	L	at Indianapolis	Mariota
Nov. 26	L	at Houston	Mariota
Dec. 2	W	N.Y. Jets	Mariota
Dec. 6	W	Jacksonville	Mariota
Dec. 16	W	at N.Y. Giants	Mariota
Dec. 22	W	Washington	Mariota
Dec. 30	L	Indianapolis	Gabbert

Mariota (7-6), Gabbert (2-1)

2017 (9-7)

Date	W-L	Opponent	Starter
Sept. 10	L	Oakland	Mariota
Sept. 17	W	at Jacksonville	Mariota
Sept. 24	W	Seattle	Mariota
Oct. 1	L	at Houston	Mariota
Oct. 8	L	at Miami	Cassel
Oct. 16	W	Indianapolis	Mariota
Oct. 22	W	at Cleveland	Mariota
Nov. 5	W	Baltimore	Mariota
Nov. 12	W	Cincinnati	Mariota
Nov. 16	L	at Pittsburgh	Mariota
Nov. 26	W	at Indianapolis	Mariota
Dec. 3	W	Houston	Mariota
Dec. 10	L	at Arizona	Mariota
Dec. 17	L	at San Francisco	Mariota
Dec. 24	L	Los Angeles Rams	Mariota
Dec. 31	W	Jacksonville	Mariota

Wild Card

Jan. 6 W at Kansas City Mariota

Divisional

Jan. 13 L at New England Mariota

Mariota (9-6, 1-1), Cassel (0-1)

2016 (9-7)

Date	W-L	Opponent	Starter
Sept. 11	L	Minnesota	Mariota
Sept. 18	W	at Detroit	Mariota
Sept. 25	L	Oakland	Mariota
Oct. 2	L	at Houston	Mariota
Oct. 9	W	at Miami	Mariota
Oct. 16	W	Cleveland	Mariota
Oct. 23	L	Indianapolis	Mariota
Oct. 27	W	Jacksonville	Mariota
Nov. 6	L	at San Diego	Mariota
Nov. 13	W	Green Bay	Mariota
Nov. 20	L	at Indianapolis	Mariota
Nov. 27	W	at Chicago	Mariota
Dec. 11	W	Denver	Mariota
Dec. 18	W	at Kansas City	Mariota
Dec. 24	L	at Jacksonville	Mariota
Jan. 1	W	Houston	Cassel

Mariota (8-7), Cassel (1-0)

2015 (3-13)

Date	W-L	Opponent	Starter
Sept. 13	W	at Tampa Bay	Mariota
Sept. 20	L	at Cleveland	Mariota
Sept. 27	L	Indianapolis	Mariota
Oct. 11	L	Buffalo	Mariota
Oct. 18	L	Miami	Mariota
Oct. 25	L	Atlanta	Mettenberger
Nov. 1	L	at Houston	Mettenberger
Nov. 8	W	at New Orleans	Mariota
Nov. 15	L	Carolina	Mariota
Nov. 19	L	at Jacksonville	Mariota
Nov. 29	L	Oakland	Mariota
Dec. 6	W	Jacksonville	Mariota

Dec. 13	L	at N.Y. Jets	Mariota
Dec. 20	L	at New England	Mariota
Dec. 27	L	Houston	Mettenberger
Jan. 3	L	at Indianapolis	Mettenberger

Mariota (3-9), Mettenberger (0-4)

2014 (2-14)

Date	W-L	Opponent	Starter
Sept. 7	W	at Kansas City	Locker
Sept. 14	L	Dallas	Locker
Sept. 21	L	at Cincinnati	Locker
Sept. 28	L	at Indianapolis	Whitehurst
Oct. 5	L	Cleveland	Locker
Oct. 12	W	Jacksonville	Whitehurst
Oct. 19	L	at Washington	Whitehurst
Oct. 26	L	Houston	Mettenberger
Nov. 9	L	at Baltimore	Mettenberger
Nov. 17	L	Pittsburgh	Mettenberger
Nov. 23	L	at Philadelphia	Mettenberger
Nov. 30	L	at Houston	Mettenberger
Dec. 7	L	N.Y. Giants	Mettenberger
Dec. 14	L	N.Y. Jets	Locker
Dec. 18	L	at Jacksonville	Whitehurst
Dec. 28	L	Indianapolis	Whitehurst

Locker (1-4), Whitehurst (1-4), Mettenberger (0-6)

2013 (7-9)

Date	W-L	Opponent	Starter
Sept. 8	W	at Pittsburgh	Locker
Sept. 15	L	at Houston	Locker
Sept. 22	W	San Diego	Locker
Sept. 29	W	N.Y. Jets	Locker
Oct. 6	L	Kansas City	Fitzpatrick
Oct. 13	L	at Seattle	Fitzpatrick
Oct. 20	L	San Francisco	Locker
Nov. 3	W	at St. Louis	Locker
Nov. 10	L	Jacksonville	Locker
Nov. 14	L	Indianapolis	Fitzpatrick
Nov. 24	W	at Oakland	Fitzpatrick
Dec. 1	L	at Indianapolis	Fitzpatrick
Dec. 8	L	at Denver	Fitzpatrick
Dec. 15	L	Arizona	Fitzpatrick
Dec. 22	W	at Jacksonville	Fitzpatrick
Dec. 29	W	Houston	Fitzpatrick

Locker (4-3), Fitzpatrick (3-6)

2012 (6-10)

Date	W-L	Opponent	Starter
Sept. 9	L	New England	Locker
Sept. 16	L	at San Diego	Locker
Sept. 23	W	Detroit	Locker
Sept. 30	L	at Houston	Locker
Oct. 7	L	at Minnesota	Hasselbeck
Oct. 11	W	Pittsburgh	Hasselbeck
Oct. 21	W	at Buffalo	Hasselbeck
Oct. 28	L	Indianapolis	Hasselbeck
Nov. 4	L	Chicago	Hasselbeck
Nov. 11	W	at Miami	Locker
Nov. 25	L	at Jacksonville	Locker
Dec. 2	L	Houston	Locker
Dec. 9	L	at Indianapolis	Locker
Dec. 17	W	N.Y. Jets	Locker
Dec. 23	L	at Green Bay	Locker
Dec. 30	W	Jacksonville	Locker

Locker (4-7), Hasselbeck (2-3)

2011 (9-7)

Date	W-L	Opponent	Starter
Sept. 11	L	at Jacksonville	Hasselbeck
Sept. 18	W	Baltimore	Hasselbeck

Sept. 25	W	Denver	Hasselbeck
Oct. 2	W	at Cleveland	Hasselbeck
Oct. 9	L	at Pittsburgh	Hasselbeck
Oct. 23	L	Houston	Hasselbeck
Oct. 30	W	Indianapolis	Hasselbeck
Nov. 6	L	Cincinnati	Hasselbeck
Nov. 13	W	at Carolina	Hasselbeck
Nov. 20	L	at Atlanta	Hasselbeck
Nov. 27	W	Tampa Bay	Hasselbeck
Dec. 4	W	at Buffalo	Hasselbeck
Dec. 11	L	New Orleans	Hasselbeck
Dec. 18	L	at Indianapolis	Hasselbeck
Dec. 24	W	Jacksonville	Hasselbeck
Jan. 1	W	at Houston	Hasselbeck

Hasselbeck (9-7)

2010 (6-10)

Date	W-L	Opponent	Starter
Sept. 12	W	Oakland	Young
Sept. 19	L	Pittsburgh	Young
Sept. 26	W	at N.Y. Giants	Young
Oct. 3	L	Denver	Young
Oct. 10	W	at Dallas	Young
Oct. 18	W	at Jacksonville	Young
Oct. 24	W	Philadelphia	Collins
Oct. 31	L	at San Diego	Young
Nov. 14	L	at Miami	Collins
Nov. 21	L	Washington	Young
Nov. 28	L	at Houston	Smith
Dec. 5	L	Jacksonville	Collins
Dec. 9	L	Indianapolis	Collins
Dec. 19	W	Houston	Collins
Dec. 26	L	at Kansas City	Collins
Jan. 2	L	at Indianapolis	Collins

Young (4-4), Collins (2-5), Smith (0-1)

2009 (8-8)

Date	W-L	Opponent	Starter
Sept. 10	L	at Pittsburgh	Collins
Sept. 20	L	Houston	Collins
Sept. 27	L	at N.Y. Jets	Collins
Oct. 4	L	at Jacksonville	Collins
Oct. 11	L	Indianapolis	Collins
Oct. 18	L	at New England	Collins
Nov. 1	W	Jacksonville	Young
Nov. 8	W	at San Francisco	Young
Nov. 15	W	Buffalo	Young
Nov. 23	W	at Houston	Young
Nov. 29	W	Arizona	Young
Dec. 6	L	at Indianapolis	Young
Dec. 13	W	St. Louis	Young
Dec. 20	W	Miami	Young
Dec. 25	L	San Diego	Young
Jan. 3	W	at Seattle	Young

Young (8-2), Collins (0-6)

2008 (13-3)

Date	W-L	Opponent	Starter
Sept. 7	W	Jacksonville	Young
Sept. 14	W	at Cincinnati	Collins
Sept. 21	W	Houston	Collins
Sept. 28	W	Minnesota	Collins
Oct. 5	W	at Baltimore	Collins
Oct. 19	W	at Kansas City	Collins
Oct. 27	W	Indianapolis	Collins
Nov. 2	W	Green Bay	Collins
Nov. 9	W	at Chicago	Collins
Nov. 16	W	at Jacksonville	Collins
Nov. 23	L	N.Y. Jets	Collins
Nov. 27	W	at Detroit	Collins
Dec. 7	W	Cleveland	Collins
Dec. 14	L	at Houston	Collins

YEAR-BY-YEAR STARTING QUARTERBACKS SINCE 1999

Dec. 21 W Pittsburgh Collins
Dec. 28 L at Indianapolis Collins

Divisional

Jan. 10 L (P) Baltimore Collins

Young (1-0), Collins (12-3, 0-1)

2007 (10-6)

Date	W-L	Opponent	Starter
Sept. 9	W	at Jacksonville	Young
Sept. 16	L	Indianapolis	Young
Sept. 24	W	at New Orleans	Young
Oct. 7	W	Atlanta	Young
Oct. 14	L	at Tampa Bay	Young
Oct. 21	W	at Houston	Collins
Oct. 28	W	Oakland	Young
Nov. 4	W	Carolina	Young
Nov. 11	L	Jacksonville	Young
Nov. 19	L	at Denver	Young
Nov. 25	L	at Cincinnati	Young
Dec. 2	W	Houston	Young
Dec. 9	L	San Diego	Young
Dec. 16	W	at Kansas City	Young
Dec. 23	W	N.Y. Jets	Young
Dec. 30	W	at Indianapolis	Young

Wild Card

Jan. 6 L (P) at San Diego Young

Young (9-6, 0-1), Collins (1-0)

2006 (8-8)

Date	W-L	Opponent	Starter
Sept. 10	L	N.Y. Jets	Collins
Sept. 17	L	at San Diego	Collins
Sept. 24	L	at Miami	Collins
Oct. 1	L	Dallas	Young
Oct. 8	L	at Indianapolis	Young
Oct. 15	W	at Washington	Young
Oct. 29	W	Houston	Young
Nov. 5	L	at Jacksonville	Young
Nov. 12	L	Baltimore	Young
Nov. 19	W	at Philadelphia	Young
Nov. 26	W	N.Y. Giants	Young
Dec. 3	W	Indianapolis	Young
Dec. 10	W	at Houston	Young
Dec. 17	W	Jacksonville	Young
Dec. 24	W	at Buffalo	Young
Dec. 31	L	New England	Young

Young (8-5), Collins (0-3)

2005 (4-12)

Date	W-L	Opponent	Starter
Sept. 11	L	at Pittsburgh	McNair
Sept. 18	W	Baltimore	McNair
Sept. 25	L	at St. Louis	McNair
Oct. 2	L	Indianapolis	McNair
Oct. 9	W	at Houston	McNair
Oct. 16	L	Cincinnati	McNair
Oct. 23	L	at Arizona	Volek
Oct. 30	L	Oakland	McNair
Nov. 6	L	at Cleveland	McNair
Nov. 20	L	Jacksonville	McNair
Nov. 27	W	San Francisco	McNair
Dec. 4	L	at Indianapolis	McNair
Dec. 11	W	Houston	McNair
Dec. 18	L	Seattle	McNair
Dec. 24	L	at Miami	McNair
Jan. 1	L	at Jacksonville	Mauck

McNair (4-10), Volek (0-1), Mauck (0-1)

2004 (5-11)

Date	W-L	Opponent	Starter
Sept. 11	W	at Miami	McNair

Sept. 19 L Indianapolis McNair
Sept. 26 L Jacksonville McNair
Oct. 3 L at San Diego Volek
Oct. 11 W at Green Bay McNair
Oct. 17 L Houston McNair
Oct. 24 L at Minnesota McNair
Oct. 31 W Cincinnati Volek
Nov. 14 L Chicago Volek
Nov. 21 W at Jacksonville McNair
Nov. 28 L at Houston McNair
Dec. 5 L at Indianapolis Volek
Dec. 13 L Kansas City Volek
Dec. 19 L at Oakland Volek
Dec. 25 L Denver Volek
Jan. 2 W Detroit Volek

Volek (2-6), McNair (3-5)

2003 (12-4)

Date	W-L	Opponent	Starter
Sept. 7	W	Oakland	McNair
Sept. 14	L	at Indianapolis	McNair
Sept. 21	W	New Orleans	McNair
Sept. 28	W	at Pittsburgh	McNair
Oct. 5	L	at New England	McNair
Oct. 12	W	Houston	McNair
Oct. 19	W	at Carolina	McNair
Oct. 26	W	at Jacksonville	McNair
Nov. 9	W	Miami	McNair
Nov. 16	W	Jacksonville	McNair
Nov. 23	W	at Atlanta	McNair
Dec. 1	L	at N.Y. Jets	McNair
Dec. 7	L	at Indianapolis	McNair
Dec. 14	W	Buffalo	Volek
Dec. 21	W	at Houston	McNair
Dec. 28	W	Tampa Bay	O'Donnell

Wild Card

Jan. 3 W (P) at Baltimore McNair

Divisional

Jan. 10 L (P) at New England McNair

McNair (10-4, 1-1), Volek (1-0), O'Donnell (1-0)

2002 (11-5)

Date	W-L	Opponent	Starter
Sept. 8	W	Philadelphia	McNair
Sept. 15	L	at Dallas	McNair
Sept. 22	L	Cleveland	McNair
Sept. 28	L	at Oakland	McNair
Oct. 6	L	Washington	McNair
Oct. 13	W	Jacksonville	McNair
Oct. 27	W	at Cincinnati	McNair
Nov. 3	W	at Indianapolis	McNair
Nov. 10	W	Houston	McNair
Nov. 17	W	Pittsburgh	McNair
Nov. 24	L	at Baltimore	McNair
Dec. 1	W	at N.Y. Giants	McNair
Dec. 8	W	Indianapolis	McNair
Dec. 16	W	New England	McNair
Dec. 22	W	at Jacksonville	McNair
Dec. 29	W	at Houston	McNair

Divisional

Jan. 11 W (P) Pittsburgh McNair

AFC Championship

Jan. 19 L (P) at Oakland McNair

McNair (11-5, 1-1)

2001 (7-9)

Date	W-L	Opponent	Starter
Sept. 9	L	Miami	McNair
Sept. 23	L	at Jacksonville	O'Donnell
Oct. 7	L	at Baltimore	McNair
Oct. 14	W	Tampa Bay	McNair

Oct. 21 W at Detroit McNair
Oct. 29 L at Pittsburgh McNair
Nov. 4 W Jacksonville McNair
Nov. 12 L Baltimore McNair
Nov. 18 W at Cincinnati McNair
Nov. 25 L Pittsburgh McNair
Dec. 2 W at Cleveland McNair
Dec. 9 L at Minnesota McNair
Dec. 16 W Green Bay McNair
Dec. 22 W at Oakland McNair
Dec. 30 L Cleveland McNair
Jan. 6 L Cincinnati McNair

McNair (7-8), O'Donnell (0-1)

2000 (13-3)

Date	W-L	Opponent	Starter
Sept. 3	L	at Buffalo	McNair
Sept. 10	W	Kansas City	McNair
Sept. 24	W	at Pittsburgh	O'Donnell
Oct. 1	W	N.Y. Giants	McNair
Oct. 8	W	at Cincinnati	McNair
Oct. 16	W	Jacksonville	McNair
Oct. 22	W	at Baltimore	McNair
Oct. 30	W	at Washington	McNair
Nov. 5	W	Pittsburgh	McNair
Nov. 12	L	Baltimore	McNair
Nov. 19	W	Cleveland	McNair
Nov. 26	L	at Jacksonville	McNair
Dec. 3	W	at Philadelphia	McNair
Dec. 10	W	Cincinnati	McNair
Dec. 17	W	at Cleveland	McNair
Dec. 25	W	Dallas	McNair

Divisional

Jan. 7 L (P) Baltimore McNair

McNair (12-3, 0-1), O'Donnell (1-0)

1999 (13-3)

Date	W-L	Opponent	Starter
Sept. 12	W	Cincinnati	McNair
Sept. 19	W	Cleveland	O'Donnell
Sept. 26	W	at Jacksonville	O'Donnell
Oct. 3	L	at San Francisco	O'Donnell
Oct. 10	W	Baltimore	O'Donnell
Oct. 17	W	at New Orleans	O'Donnell
Oct. 31	W	St. Louis	McNair
Nov. 7	L	at Miami	McNair
Nov. 14	W	at Cincinnati	McNair
Nov. 21	W	Pittsburgh	McNair
Nov. 28	W	at Cleveland	McNair
Dec. 5	L	at Baltimore	McNair
Dec. 9	W	Oakland	McNair
Dec. 19	W	Atlanta	McNair
Dec. 26	W	Jacksonville	McNair
Jan. 2	W	at Pittsburgh	McNair

Wild Card

Jan. 8 W (P) Buffalo McNair

Divisional

Jan. 16 W (P) at Indianapolis McNair

AFC Championship

Jan. 23 W (P) at Jacksonville McNair

Super Bowl XXXIV

Jan. 30 L (P) St. Louis McNair

McNair (9-2, 3-1), O'Donnell (4-1)

ALL-TIME ALL-PRO SELECTIONS

AFL ALL-PRO

- 1960** George Blanda, QB (Honorable Mention, UPI)
 Billy Cannon, RB (Second Team, UPI, OF)
 Mike Dukes, LB (First Team, UPI)
 Don Floyd, DE (Honorable Mention, UPI)
 Bill Groman, E (First Team, UPI, OF)
 Charlie Hennigan, RB (Honorable Mention, UPI)
 Al Jamison, T (First Team, AP, Second Team OF)
 Mark Johnston, S (First Team, AP, Second Team, UPI, OF)
 Rich Michael, T (First Team, UPI, OF)
 Dennit Morris, LB (Second Team OF, Honorable Mention, UPI)
 Jim Norton, S (Honorable Mention, UPI)
 Hugh Pitts, LB (Honorable Mention, UPI)
 Dave Smith, (First Team, AP, UPI, OF)
 Julian Spence, CB (First Team, UPI)
 Orville Trask, DT (Second Team, UPI, OF)
 Fred Wallner, T (Honorable Mention, UPI)
- 1961** Tony Banfield, CB (First Team, AP, UPI, OF, SN, Second Team, NY)
 George Blanda, QB (First Team, AP, UPI, OF, SN, NY)
 Billy Cannon, HB (First Team, AP, UPI, OF, SN, NY)
 Don Floyd, DE (First Team, OF)
 Bill Groman, E (First Team, AP, SN, Second Team, UPI, NY)
 Charlie Hennigan, E (First Team, AP, UPI, OF, SN, NY)
 Ed Husmann, DT (Second Team, UPI, NY)
 Al Jamison, T (First Team, AP, UPI, OF, SN, NY)
 Mark Johnston, S (First Team, NY)
 Jim Norton, S (Second Team, UPI, NY)
 Bob Schmidt, C (Second Team, OF)
 Bob Talamini, G (Second Team, OF, UPI)
 Charley Tolar, FB (Second Team, UPI, OF)
- 1962** Tony Banfield, CB, (First Team, AP, UPI, OF)
 George Blanda, QB (Second Team, AP, UPI)
 Doug Claine, OLB (Second Team, AP UPI)
 Don Floyd, DE (First Team, AP, UPI, OF)
 Charlie Hennigan, E (First Team, AP, UPI, OF)
 Ed Husmann, DT (First Team AP, UPI)
 Al Jamison, T (First Team, AP, UPI)
 Jim Norton, S (First Team, UPI, Second Team, AP)
 Bob Schmidt, C (Second Team, AP, UPI)
 Bob Talamini, G (First Team UPI, OF)
 Charley Tolar, FB (Second Team, AP, UPI)
- 1963** Tony Banfield, CB (First Team, AP, UPI, OF, PF)
 George Blanda, QB (Second Team, AP, NY)
 Doug Claine, OLB (Second Team, AP, NY, UPI)
 Don Floyd, DE (Second Team, NY)
 Fred Glick, S (First Team, AP, UPI, OF, NEA, NY)
 Charlie Hennigan, E (Second Team, NEA, NY, Honorable Mention, AP)
 Ed Husmann, DT (Second Team, UPI)
 Bobby Jancik, S (Second Team, NY, Honorable Mention, AP, UPI)
 Rich Michael, T (Honorable Mention, UPI)
 Bob Schmidt, C (Second Team, UPI, NEA)
 Bob Talamini, G (First Team, AP, OF, NEA, NY, Second Team, UPI)
 Hogan Wharton, G (Honorable Mention, AP)
- 1964** Sonny Bishop, T (Second Team, UPI)
 Sid Blanks, T (Second Team, UPI)
 Don Floyd, DE (Second Team, UPI)
 Fred Glick, S (First Team, OF, Second Team, NEA)
 Charlie Hennigan, E (First Team, AP, UPI, NEA, OF, NY)
 Pete Jaquess, CB (Second Team, AP)
 Bob Talamini, G (First Team, NEA, OF, Second Team, AP, UPI, NY)
- 1965** Sonny Bishop, G (Second Team, NY)
 Ode Burrell, RB (Second Team, NY)
 Willie Frazier, TE (First Team, AP, UPI, OF, NEA, NY)
 W.K. Hicks, CB (Second Team, AP, UPI, NY)
 Bob Talamini, G (First Team, AP, UPI, OF, NY)
- 1966** Johnny Baker, OLB (Second Team, NEA)
 George Blanda, K (Second Team, NY)
 Walter Suggs, T (Second Team, UPI, NEA)
 Bob Talamini, G (First Team, OF, Second Team, UPI, NEA, NY)
- 1967** Miller Farr, CB (First Team, AP, UPI, NEA, SN, FN, NY, DE)

LEGEND

- AP** - Associated Press
CP - College & Pro Football Newsweekly
DMN - Dallas Morning News
DB - Dick Butkus Football Network
DE - Detroit News
DH - Don Heinrich (Pro Football Scouts)
DP - Diet Pepsi Rookie Rookie of the Year
DZ - Paul Zimmerman (N.Y. Post, 1969 -78; Sports Ill., 1979-present)
FD - Football Digest
FI - NFL Films
FN - Football News
FO - Gordon Forbes, USA Today
FW - Pro Football Weekly
FX - Larry Fox, N.Y. Daily News
GN - Gannett News Service
HF - Pro Football Hall of Fame
JT - Joe Theismann
NA - The National
NBC - NBC Sports.com
NEA - Newspaper Enterprise Association
NY - New York Daily News
OA - Bob Oates, L.A. Times
OF - Official AFL Team
PF - Pro Football Digest
PK - Peter King, Sports Illust.
RS - Pamela Robbins Scott
SI - Sports Illustrated
SN - The Sporting News
TP - Topps All-Pro Team
UPI - United Press International
USA - USA Today
WA - Pro Football Writers of America

- Hoyle Granger, RB (Second Team, AP, UPI, NEA)
 Pat Holmes, DE (First Team, AP, UPI, NEA, FN, DE, Second Team, SN, NY)
 Bobby Maples, C (Second Team, AP, UPI, NY)
 Jim Norton, S (First Team, FN, DE, Second Team, AP, UPI, NY)
 Walter Suggs, T (First Team, SN, FN, Second Team, AP, UPI, NEA)
 Bob Talamini, G (First Team, AP, UPI, NEA, SN, FN, DE)
 George Webster, OL (First Team, AP, UPI, NEA, SN, FN, NY, DE)
- 1968** Miller Farr, CB (First Team, PF, AP, UPI, NEA, SN, FN, NY, FW)
 Hoyle Granger, RB (Second Team, FN)
 Ken Houston, S (Second Team, SN, NEA)
 Alvin Reed, TE (First Team, SN, FN, NY, Second Team, AP, UPI)
 Walter Suggs, T (First Team, SN, Second Team, AP, UPI, NEA, FN)
 George Webster, OLB (First Team, PF, WA, AP, UPI, NEA, SN, FN, NY, FW)
- 1969** Elvin Bethea, DE (Second Team, UPI)
 Sonny Bishop, G (Second Team, SN, Honorable Mention, UPI)
 Garland Boyette, MLB (Honorable Mention, UPI)
 Miller Farr, CB (First Team, SN, Second Team, AP, UPI, NEA, NY, SI)
 Hoyle Granger, RB (Second Team, SI, Honorable Mention, UPI, PF)
 Ken Houston, S (First Team, NY, SI, Second Team, AP, UPI, SN,

ALL-TIME ALL-PRO SELECTIONS

FN)
 Alvin Reed, TE (First Team, SN, Second Team, AP, UPI, NEA, NY, SI, PF)
 Tom Regner, G (Honorable Mention, UPI)
 George Webster, OLB (First Team, WA, AP, UPI, NEA, SN, NY, SI, PF, Second Team, HF, NEA)
 Walter Suggs, T (Second Team, AP, UPI, NEA, NY)

NFL ALL-PRO

1970 Ken Houston, S (Second Team, NEA)
1971 Ken Houston, S (First Team, DZ, TP, FW, Second Team, WA, NEA, FN)
1972 Ken Houston, S (Second Team, WA, NEA)
1973 Elvin Bethea, DE (Second Team, NEA)
1975 Elvin Bethea, DE (First Team, FN, CP, Second Team, AP, NEA)
 Robert Brazile, OLB (First Team, DZ)
 Curley Culp, DT (First Team, AP, WA, NEA, NY, FW)
 Billy Johnson, KR (First Team, FW, Second Team, FN)
1976 Robert Brazile, OLB (First Team, WA, FN, NY, Second Team, AP)
1977 Robert Brazile, OLB (First Team, NEA, Second Team, AP)
 Ken Burrough, WR (Second Team, AP, NEA)
 Curley Culp, DT (Second Team, NEA)
 Billy Johnson, KR (First Team, AP, WA, TP, NY, FX, CP, RS, FW)
1978 Elvin Bethea, DE (Second Team, NEA)
 Robert Brazile, OLB (First Team, AP, WA, NEA, CP, FW)
 Earl Campbell, RB (First Team, AP, WA, NEA, CP, DZ, NY, FX, FW)
 Curley Culp, DT (Second Team, AP, NEA)
1979 Elvin Bethea, DE (Second Team, AP)
 Robert Brazile, OLB (First Team, AP, FW, NEA, WA)
 Earl Campbell, RB (First Team, AP, SN, FW, NEA, WA)
 Curly Culp, DT (Second Team, AP)
 Toni Fritsch, PK (First Team, AP, WA, NEA, DZ)
 Leon Gray, T (First Team, AP, WA, NEA, CP, FW)
 Vernon Perry, S (First Team, DZ)
 Mike Reinfeldt, S (First Team, AP, WA, NEA, CP, NY, FX, FW)
1980 Gregg Bingham, ILB (First Team, FX)
 Robert Brazile, OLB (First Team, WA, NEA, SN, CP, FD, FX, FW, Second Team, AP)
 Earl Campbell, RB (First Team, AP, WA, NEA, SN, CP, FD, DZ, NY, FX, FW)
 Leon Gray, T (First Team, AP, WA, SN, FD, FW, Second Team, NEA)
 Bob Young, G (First Team, FD)
1981 Gregg Bingham, ILB (Honorable Mention, DH)
 Robert Brazile, OLB (Second Team, AP, DH)
 Earl Campbell, RB (First Team, CP, Second Team, DH)
 Dave Casper, TE (Honorable Mention, DH)
 Vernon Perry, S (First Team, CP, Honorable Mention, DH)
1982 Earl Campbell, RB (Honorable Mention, DH)
 Dave Casper, TE (Honorable Mention, OA)
1983 Earl Campbell, RB (Honorable Mention, DH)
 Mike Munchak, G (Second Team, NEA)
1984 Mike Munchak, G (Second Team, NEA, DH)
1985 Bo Eason, S (Second Team, NEA)
 Bruce Matthews, T (Honorable Mention, DH)
 Mike Munchak, T (First Team, FD, Second Team, AP, NEA, DH)
1986 Bruce Matthews, T (Third Team, GN)
1987 Keith Bostic, S (First Team, NEA, FD, FI, Second Team, AP, DH)
 Ray Childress, DE (Honorable Mention, DH)
 Ernest Givins, WR (Honorable Mention, DH)
 Warren Moon, QB (Honorable Mention, DH)
 Mike Munchak, G (First Team, AP, WA, NEA, SN, FO, FD, TP, DH)
 Mike Rozier, RB (Honorable Mention, DH)
1988 Patrick Allen, CB (Honorable Mention, AP)
 Keith Bostic, S (Honorable Mention, AP)
 Ray Childress, DE (Second Team, AP, NEA, CP, FD, Honorable Mention, DH)
 Jeff Donaldson, S (Second Team, CP, Honorable Mention, AP, DH)
 Drew Hill, WR (First Team, DH, Honorable Mention, AP)
 Bruce Matthews, G (First Team, AP, WA, SN, FD, FO, DZ, DH, FW, Second Team, NEA, CP)

Warren Moon, QB (Honorable Mention, DH)
 Mike Munchak, G (First Team, WA, NEA, FO, FW, Second Team, AP)
1989 Ray Childress, DE (Second Team, AP, Honorable Mention, DH)
 Bruce Matthews, G (First Team, AP, SN, DZ, FD, FI, FW, Second Team, NEA, CP)
 Greg Montgomery, P (First Team, NEA, Honorable Mention, DH)
 Warren Moon, QB (Honorable Mention, DH)
 Mike Munchak, G (First Team, NEA, FO, Second Team, AP)
 Eugene Seale, ST (First Team, FW)
1990 Ray Childress, DE (First Team, WA, CP, FO, DZ, SN, DH, Second Team, AP, NEA, NA, Honorable Mention, PK)
 Ernest Givins, WR (Second Team, AP, Honorable Mention, DH, PK)
 Drew Hill, WR (Honorable Mention, AP, DH)
 Haywood Jeffires, WR (Second Team, CP, NA, Honorable Mention, DH)
 Richard Johnson, CB (Second Team, CP, Honorable Mention, AP)
 Terry Kinard, S (Honorable Mention, AP)
 Bruce Matthews, G (First Team, AP, WA, NEA, CP, FO, SN, FI, DH, FW, Second Team, PK)
 Bubba McDowell, S (Honorable Mention, AP, DH)
 Greg Montgomery, P (Honorable Mention, AP, DH)
 Warren Moon, QB (First Team, SN, FI, Second Team, AP, DH, Honorable Mention, FD, PK)
 Mike Munchak, G (Second Team, AP, DH)
1991 Ray Childress, DT (First Team, NEA, CP, FO, FD, FI, DH, Honorable Mention, AP)
 Cris Dishman, CB (First Team, AP, FO, FD, FI, DH, FW, Second Team, CP)
 William Fuller, DE (Honorable Mention, AP, DH)
 Haywood Jeffires, WR (First Team, AP, WA, FD, FI, Second Team, NEA, CP, DH)
 Bruce Matthews, C (First Team, NEA, FD, FI, FW, Second Team, AP, CP)
 Bubba McDowell, S (Second Team, AP, CP, DH)
 Warren Moon, QB (Honorable Mention, AP, DH)
 Mike Munchak, G (First Team, AP, WA, FW, CP, FD, Second Team, NEA, Honorable Mention, DH)
 Bo Orlando, S (Honorable Mention, AP)
 Al Smith, MLB (First Team, WA, FW, Second Team, CP, DH, Honorable Mention, AP)
1992 Ray Childress, DT (First Team, AP, WA, NEA, CP, FO, DZ, FI, JT)
 Cris Dishman, S (Honorable Mention, AP)
 William Fuller, DE (Honorable Mention, AP, JT)
 Ernest Givins, WR (Honorable Mention, JT)
 Haywood Jeffires, WR (Honorable Mention, AP, JT)
 Bruce Matthews, C (First Team, AP, WA, NEA, SN, FD, JT, Second Team, CP)
 Bubba McDowell, S (First Team, JT, Honorable Mention, AP)
 Greg Montgomery, P (Honorable Mention, AP, JT)
 Mike Munchak, G (Second Team, AP, CP, JT)
 Al Smith, MLB (First Team, AP, FD, Second Team, NEA, CP, FO, Honorable Mention, JT)
 Lorenzo White, RB (Honorable Mention, AP, JT)
1993 Ray Childress, DT (First Team, FO, Second Team, AP, CP, FD, Honorable Mention, JT)
 Al Del Greco, K (Second Team, FD, Honorable Mention, AP)
 Cris Dishman, CB (Honorable Mention, AP, JT)
 Sean Jones, DE (Honorable Mention, AP, JT)
 Bruce Matthews, C (First Team, WA, SN, CP, FD, FI, Second Team, AP)
 Greg Montgomery, P (First Team, AP, WA, SN, CP, FD, FI, Honorable Mention, JT)
 Warren Moon, QB (Honorable Mention, AP, JT)
 Mike Munchak, G (First Team, FD, FI, Second Team, AP, CP)
 Bo Orlando, S (Honorable Mention, AP)
 Marcus Robertson, S (First Team, AP, SN, JT, Second Team, CP)
 Webster Slaughter, WR (Honorable Mention, AP)
 Al Smith, MLB (Honorable Mention, AP)
1994 Rich Camarillo, P (Honorable Mention, AP)
 Bruce Matthews, C (Honorable Mention, AP)
1995 Michael Barrow, MLB (First Team, DZ)

ALL-TIME ALL-PRO SELECTIONS

- Blaine Bishop, S (First Team, DZ, Second Team, FD, Honorable Mention, AP)
 Darryll Lewis, CB (First Team, FD, TJ, Honorable Mention, AP)
 Bruce Matthews, G (First Team, FD, BM, Honorable Mention, AP)
 Mark Stepnoski, C (Honorable Mention, AP)
- 1996** Blaine Bishop, S (Honorable Mention, AP)
 Al Del Greco, K (Honorable Mention, AP)
 Cris Dishman, CB (Honorable Mention, AP)
 Mel Gray, KR (Honorable Mention, AP)
 Bruce Matthews, G, (First Team, DB, Second Team, AP, FD)
 John Henry Mills, ST (Second Team, FI)
 Mark Stepnoski, C (Second Team, AP, FD)
- 1997** Blaine Bishop, S (Honorable Mention, AP)
 Brad Hopkins, T (First Team, DZ, Honorable Mention, AP)
 Bruce Matthews, G (Honorable Mention, AP)
 Marcus Robertson, S (First Team, DZ, Honorable Mention, AP)
- 1998** Craig Hentrich, P (First Team, AP, WA, CP, SN, FD, USA)
 Bruce Matthews, G (First Team, AP, WA, SN, USA, Second Team, FD)
 Frank Wycheck, TE (First Team, DZ, Second Team, CP, FD)
- 1999** Eddie George, RB (Second Team, AP, CP, FD)
 Jevon Kearse, DE (First Team, AP, DZ, CP, SN, FD, FW, WA)
 Bruce Matthews, G (First Team, AP, FD, FW, WA)
 Jon Runyan, T (Second Team, AP, FD)
- 2000** Blaine Bishop, S (First Team, FD, Second Team, AP)
 Keith Bulluck, ST (Second Team, FD)
 Eddie George, RB (First Team, AP, CP, FD, FW, WA)
 Jevon Kearse, DE (First Team, FO)
 Derrick Mason, KR (First Team, AP, CP, DZ, FO, FW, SN, WA, Second Team, FD)
 Bruce Matthews, G (First Team, AP, FW, SN, FD, WA)
 Samari Rolle, CB (First Team, AP, CP, FD, FW, SN, WA)
- 2001** Frank Wycheck, TE (Second Team, AP)
- 2002** Keith Bulluck, LB (Second Team, AP)
- 2003** Keith Bulluck, LB (First Team, AP, DZ, FW, WA, PK)
 Steve McNair, QB (Second Team, AP, FD, First Team, DZ)
 Craig Hentrich, P (First Team, PD)
- 2004** Keith Bulluck, LB (First Team, DZ)
- 2007** Albert Haynesworth, DT (First Team, AP, DZ, FW, WA)
 Rob Bironas, K (First Team, AP, SN, SI)
- 2008** Albert Haynesworth, DT (First Team, AP, SN, SI, NBC, DMN)
 Cortland Finnegan, CB (First Team, AP, SN, SI, NBC, DMN)
 Kevin Mawae, C (First Team, AP, NBC)
 Michael Roos, OT (First Team, AP, SN, SI, DMN)
 David Stewart, OT (Second Team, AP)
- 2009** Tony Brown, DT (SI)
 Chris Johnson, RB (First Team, AP, SN, SI, FW/WA)
 Michael Roos, OT (First Team, DMN, Second Team, AP)
- 2010** Michael Griffin, S (Second Team, AP)
- 2011** Michael Roos, OT (First Team, SN)
- 2013** Jurrell Casey, DT (Second Team, AP)
 Alterraun Verner, CB (First Team, SI, Second Team, AP)
- 2016** Jack Conklin, T (First Team, AP)
- 2017** Kevin Byard, S (First Team, AP, WA)
 Brett Kern, P (First Team, SN, Second Team, AP)
 Taylor Lewan, T (First Team, SN)
- 2018** Kevin Byard, S (Second Team, WA)
- 2019** Derrick Henry, RB (First Team, WA, Second Team, AP)
 Derrick Henry, Flex (Second Team, AP)
 Brett Kern, P (First Team, AP, WA, SN)
- 2020** Derrick Henry, RB (First Team, AP, WA, SN)
- 1971** Elvin Bethea, DE (First Team, FW, Second Team, UPI)
 Ken Houston, S (First Team, UPI, SN, FW)
 Ron Pritchard, OLB (Second Team, UPI)
- 1972** Elvin Bethea, DE (First Team, SN, Second Team, UPI)
 Ken Houston, S (Second Team, UPI)
 Guy Murdock, C (All-Rookie)
 Mike Tillemann, DT (Honorable Mention, UPI)
- 1973** Gregg Bingham, LB (All-Rookie)
 Elvin Bethea, DE (Second Team, UPI)
 John Matuszak, DT (All-Rookie)
- 1974** Elvin Bethea, DE (First Team, FW, TP, Second Team, UPI)
 Gregg Bingham, MLB (Honorable Mention, UPI)
 Ken Burrough, WR (Honorable Mention, UPI)
- 1975** Elvin Bethea, DE (First Team, NY)
 Robert Brazile, OLB (Second Team, UPI, All-Rookie)
 Curley Culp, DT (First Team, AP, UPI, SN, FW, NY, TP)
 Billy Johnson, KR (First Team, FW, TP)
- 1976** Elvin Bethea, DE (Honorable Mention, UPI)
 Robert Brazile, OLB (First Team, UPI, SN, FW, NY, TP, PB)
 Curley Culp, DT (First Team, SN, FW, TP, PB, Second Team, UPI)
- 1977** Elvin Bethea, DE (Honorable Mention, UPI)
 Robert Brazile, OLB (Second Team, UPI)
 Ken Burrough, WR (Second Team, UPI)
 Rob Carpenter, RB (All-Rookie)
 Curley Culp, DT (First Team, FW, Honorable Mention, UPI)
 Bill Currier, DB (All-Rookie)
 Billy Johnson, KR (First Team, FW, NY)
 George Reihner, G (All-Rookie)
- 1978** Elvin Bethea, DE (First Team, UPI, FW, NY, FX)
 Robert Brazile, OLB (First Team, UPI, SN, FW, FX, TP)
 Earl Campbell, RB (First Team, UPI, SN, FW, NY, FX, TP, All-Rookie)
 Curley Culp, DT (Second Team, UPI)
 Greg Sampson, T (Second Team, UPI)
- 1979** Jesse Baker, DE (All-Rookie)
 Robert Brazile, OLB (First, UPI, SN, FW)
 Earl Campbell, RB (First Team, UPI, SN, FW, NY, FX, TP)
 Curley Culp, DT (Second Team, UPI)
 Toni Fritsch, PK (First Team, UPI, SN, FW, NY, FX, TP)
 Leon Gray, T (First Team, UPI, SN, FW)
 Carl Mauck, C (Second Team, UPI)
 Vernon Perry, S (All-Rookie)
 Mike Reinfeldt, S (First Team, UPI, SN, FW, NY, FX, TP)
- 1980** Gregg Bingham, ILB (First Team, FX)
 Robert Brazile, OLB (First Team, UPI, FW, NY, FX, TP, PB)
 Earl Campbell, RB (First Team, UPI, FW, NY, FX, TP, PB)
 Leon Gray, T (First Team, UPI, FW, TP)
 Carl Mauck, C (First Team, FX, Honorable Mention, UPI)
 Vernon Perry, S (Second Team, UPI)
 Mike Reinfeldt, S (Second Team, UPI)
 Carl Roaches, KR (All-Rookie)
 Greg Stenrick, CB (Second Team, UPI)
- 1981** Robert Brazile, OLB (First Team, TP, Second Team, UPI)
 Earl Campbell, RB (First Team, FX, NY, Second Team, UPI)
 Leon Gray, T (Second Team, UPI)
 Vernon Perry, S (First Team, FX)
 Carl Roaches, KR (First Team, FW, TP)
- 1982** Robert Brazile, OLB (First Team, UPI)
- 1983** Steve Brown, CB (All-Rookie)
 Bruce Matthews, T (All-Rookie)
 Harvey Salem, T (All-Rookie)
 Tim Smith, WR (First Team, FW)
 Brian Sochia, DT (All-Rookie)
- 1984** Warren Moon (All-Rookie)
 Mike Munchak, G (First Team, FW, Second Team, UPI)
 Dean Steinkuhler, T (All-Rookie)
- 1985** Ray Childress, DE (All-Rookie, WA)
 Mike Munchak, G (First Team, FN, Second Team, FN, UPI)
- 1986** Ray Childress, DE (First Team, FN)
 Ernest Givins, WR (All-Rookie, FW, WA)
- 1987** Keith Bostic, S (First Team, UPI, FW)
 Mike Munchak, G (First Team, UPI, FW, FN)

ALL-AFC

- 1970** Elvin Bethea, DE (Honorable Mention, UPI)
 Glen Ray Hines, T (Honorable Mention, UPI)
 Ken Houston, S (First Team, FW, Second Team, UPI)
 Jerry LeVias, WR (Honorable Mention, UPI)
 Zeke Moore, CB (Honorable Mention, UPI)
 Ron Pritchard, OLB (Second Team, UPI)
 Alvin Reed, TE (First Team, UPI, FW)
 Walter Suggs, T (Honorable Mention, UPI)

ALL-TIME ALL-PRO SELECTIONS

- Mike Rozier, RB (Second Team, UPI)
- 1988** Ray Childress, DE (First Team, UPI, FW)
Drew Hill, WR (Second Team, UPI)
Bruce Matthews, G (First Team, UPI, FW, FN)
Warren Moon, QB (Second Team, UPI)
Mike Munchak, G (First Team, FW, Second Team, UPI)
Eugene Seale, ST (First Team, FW)
- 1989** Ray Childress, DE (Second Team, UPI)
John Grimsley, ILB (Second Team, UPI)
Bruce Matthews, G (First Team, UPI, FW, FN)
Bubba McDowell, CB (All-Rookie, FW, WA)
Greg Montgomery, P (First Team, UPI, FW)
Warren Moon, QB (First Team, UPI, FN)
Mike Munchak, G (First Team, UPI, FW)
Tony Zendejas, K (Second Team, UPI)
- 1990** Ray Childress, DT (First Team, FN, Second Team, UPI)
Ernest Givins, WR (First Team, UPI)
Drew Hill, WR (First Team, FN, Second Team, UPI)
Bruce Matthews, G (First Team, UPI, FW, FN)
Warren Moon, QB (First Team, UPI, FW, FN)
Mike Munchak, G (First Team, FN, Second Team, UPI)
- 1991** Ray Childress, DT (First Team, UPI, FW)
Cris Dishman, CB (First Team, UPI, FW, FN)
John Flannery, G/C (All-Rookie, FW, WA)
William Fuller, DE (First Team, UPI, FW, FN)
Haywood Jeffires, WR (First Team, UPI, FW, FN)
Bruce Matthews, C (First Team, FW)
Mike Munchak, G (First Team, UPI, FW, FN)
Al Smith, (First Team, UPI, FW, FN)
- 1992** Ray Childress, DT (First Team, FW)
Haywood Jeffires, WR (First Team, UPI, FW, FN)
Bruce Matthews, C (First Team, UPI, FW, FN)
Greg Montgomery, P (First Team, UPI)
Mike Munchak, G (First Team, UPI, FW, FN)
Eddie Robinson, LB (All-Rookie, FW, WA)
Al Smith, MLB (First Team, FW, FN)
- 1993** Ray Childress, DT (First Team, UPI, FW, FN)
Brad Hopkins, T (All-Rookie, FW, WA)
Bruce Matthews, C (First Team, UPI, FW, FN)
Greg Montgomery, P (First Team, UPI, FW, FN)
Mike Munchak, G (First Team, UPI, FW, FN)
- 1995** Blaine Bishop, S (First Team, UPI, FW, FN)
Darryll Lewis, CB (First Team, FN, Second Team, UPI)
Bruce Matthews, G (First Team, UPI, FW, FN)
Marcus Robertson, S (First Team, UPI, FW)
Chris Sanders, WR (All-Rookie, FW, WA)
Gary Walker, DT (All-Rookie, FW, WA)
- 1996** Blaine Bishop, S (Second Team, UPI)
- Al Del Greco, K (Second Team, UPI)
Eddie George, RB (Second Team, UPI, All-Rookie, FW, WA)
Bruce Matthews, G (First Team, UPI, FW, FN)
John Henry Mills, ST (First Team, FW)
Mark Stepnoski, C (Second Team, UPI)
- 1997** Kenny Holmes, DE (All-Rookie, FW, WA)
Bruce Matthews, G (First Team, FW, FN)
- 1998** Craig Hentrich, P (First Team, FW, FN)
Kevin Long, C (All-Rookie, FW, WA)
Bruce Matthews, G (First Team, FW, FN)
- 1999** Eddie George, RB (First Team, FW)
Jevon Kearse, DE (First Team, FW, FN, All-Rookie, FW, WA)
Bruce Matthews, G (First Team, FW, FN)
John Thornton, DT (All-Rookie, FW, WA)
- 2000** Blaine Bishop, S (First Team, FN)
Eddie George, RB (First Team, FN, FW)
Brad Hopkins, T (First Team, FW)
Derrick Mason, KR (First Team, FN, FW), PR (First Team, FW)
Bruce Matthews, G (First Team, FN, FW)
Samari Rolle, CB (First Team, FW, FN)
- 2002** Jeff Fisher (Coach of the Year, FD)
Steve McNair, QB (First Team, SI) (3rd in MVP voting, AP)
Carlos Hall, DE (All-Rookie, FW, WA)
Keith Bulluck, LB (First Team, FW, FD) (Second Team All-Pro, AP)
Lance Schulters, S (First Team, FW)
Kevin Carter, DE (Second Team, FD)
- 2003** Keith Bulluck, LB (First Team, FW)
Craig Hentrich, P (First Team, FW)
- 2004** Jacob Bell, G (All-Rookie, FW, WA)
- 2005** Pacman Jones, CB/PR/KR (All-Rookie, CP, FW, WA)
- 2006** Vince Young, QB (All-Rookie, PF, WA)
- 2007** Kevin Mawae, C (First Team, PK)
- 2008** Cortland Finnegan, CB (First Team, WA)
Chris Johnson, RB (First Team, WA, All-Rookie, FW, WA, SN)
Kevin Mawae, C (First Team, WA)
- 2009** Chris Johnson, RB (First Team, WA)
- 2010** Marc Mariani, PR/KR (All-Rookie, FW, WA, SN)
- 2013** Jurrell Casey, DT (First Team, WA)
- 2016** DeMarco Murray, RB (First Team, WA)
- 2017** Kevin Byard, S (First Team, WA)
Brett Kern, P (First Team, WA)
- 2018** Derrick Henry, RB (First Team, WA)
Brett Kern, P (First Team, WA)
Taylor Lewan, T (First Team, WA)
- 2019** Derrick Henry, RB (First Team, WA)
Brett Kern, P (First Team, WA)
- 2020** Derrick Henry, RB (First Team, WA)



Punter Brett Kern was named first team Associated Press All-Pro and was selected to his third consecutive Pro Bowl in 2019.

ALL-TIME HONORS

(Number of individual Pro Bowls selected in parenthesis)

AFL ALL-STARs

1961 Tony Banfield, CB (1)
George Blanda, QB (1)
Billy Cannon, HB (1)
Don Floyd, DE (1)
Charlie Hennigan, E (1)
Ed Husmann, DT (1)
Al Jamison, T (1)
Mark Johnston, S (1)
Bob McLeod, E (1)
Dennit Morris, LB (1)
Bob Schmidt, C (1)
Charley Tolar, FB (1)

1962 Tony Banfield, CB (2)
George Blanda, QB (2)
Willard Dewveall, E (1)
Don Floyd, DE (2)
Fred Glick, S (1)
Charlie Hennigan, E (2)
Ed Husmann, DT (2)
Al Jamison, T (2)
Rich Michael, T (1)
Jim Norton, S (1)
Bob Schmidt, C (2)
Bob Talamini, G (1)
Charley Tolar, FB (2)

1963 Tony Banfield, CB (3)
George Blanda, QB (3)
Fred Glick, S (2)
Charlie Hennigan, E (3)
Ed Husmann, DT (3)
Rich Michael, T (2)
Jim Norton, S (2)
Bob Schmidt, C (3)
Bob Talamini, G (2)

1964 Sid Blanks, RB (1)
Don Floyd, DE (3)
Fred Glick, S (3)
Charlie Hennigan, E (4)
Pete Jaquess, CB (1)
Bob Talamini, G (3)

1965 Ode Burrell, RB (2)
Willie Frazier, TE (1)
Charlie Hennigan, E (5)
Bob Talamini, G (4)

1966 Charles Frazier, E (1)
W.K. Hicks, CB (1)
Bob Talamini, G (5)

1967 Woody Campbell, RB (1)
Miller Farr, CB (1)
Hoyle Granger, RB (1)
Pat Holmes, DE (1)
Jim Norton, S (3)
Walter Suggs, T (1)
Bob Talamini, G (6)
George Webster, LB (1)

1968 Sonny Bishop, G (1)
Garland Boyette, MLB (1)
Miller Farr, CB (2)
Hoyle Granger, RB (2)
Glen Ray Hines, T (1)
Pat Holmes, DE (2)
Bobby Maples, C (1)
Alvin Reed, TE (1)
Walter Suggs, T (2)
George Webster, LB (2)

1969 Jim Beirne, WR (1)
Elvin Bethea, DE (1)
Garland Boyette, MLB (2)

Miller Farr, CB (3)
Glen Ray Hines, T (2)
Ken Houston, S (2)
Jerry LeVias, WR (1)
Zeke Moore, CB (1)
Alvin Reed, TE (2)
George Webster, LB (3)

AFC PRO BOWL

1970 Ken Houston, S (3)
Zeke Moore, CB (2)

1971 Elvin Bethea, DE (2)
Ken Houston, S (4)

1972 Elvin Bethea, DE (3)
Ken Houston, S (5)

1973 Elvin Bethea, DE (4)

1974 Elvin Bethea, DE (5)

1975 Elvin Bethea, DE (6)
Ken Burrough, WR (1)
Curley Culp, DT (1)
Billy Johnson, KR (1)
Dan Pastorini, QB (1)

1976 Robert Brazile, OLB (1)
Curley Culp, DT (2)

1977 Robert Brazile, OLB (2)
Ken Burrough, WR (2)
Curley Culp, DT (3)
Billy Johnson, KR (2)

1978 Elvin Bethea, DE (7)
Robert Brazile, OLB (3)
Earl Campbell, RB (1)
Curley Culp, DT (4)

1979 Elvin Bethea, DE (8)
Robert Brazile, OLB (4)
Earl Campbell, RB (2)
Toni Fritsch, K (1)
Leon Gray, T (1)
Mike Reinfeldt, S (1)

1980 Robert Brazile, OLB (5)
Dave Casper, TE (1)
Earl Campbell, RB (3)
Greg Stemrick, CB (1)

1981 Robert Brazile, OLB (6)
Earl Campbell, RB (4)
Leon Gray, T (2)
Carl Roaches, KR (1)

1982 Robert Brazile, OLB (7)

1983 Earl Campbell, RB (5)

1984 Mike Munchak, G (1)

1985 Mike Munchak, G (2)

1987 Keith Bostic, S (1)
Mike Munchak, G (3)
Mike Rozier, RB (1)

1988 Keith Bostic, S (2)
Ray Childress, DE (1)
John Grimsley, ILB (1)
Drew Hill, WR (1)
Bruce Matthews, G (1)
Warren Moon, QB (1)
Mike Munchak, G (4)
Mike Rozier, RB (2)

1989 Bruce Matthews, G (2)
Warren Moon, QB (2)
Mike Munchak, G (5)

1990 Ray Childress, DT (2)
Ernest Givins, WR (1)
Drew Hill, WR (2)
Bruce Matthews, G (3)
Warren Moon, QB (3)
Mike Munchak, G (6)

1991 Ray Childress, DT (3)
Cris Dishman, CB (1)

William Fuller, DE (1)
Haywood Jeffires, WR (1)
Bruce Matthews, C (4)
Warren Moon, QB (4)
Mike Munchak, G (7)
Al Smith, MLB (1)

1992 Ray Childress, DT (4)
Curtis Duncan, WR (1)
Ernest Givins, WR (2)
Haywood Jeffires, WR (2)
Bruce Matthews, C (5)
Warren Moon, QB (5)
Mike Munchak, G (8)
Al Smith, MLB (2)
Lorenzo White, RB (1)

1993 Ray Childress, DT (5)
Haywood Jeffires, WR (3)
Sean Jones, DE (1)
Bruce Matthews, C (6)
Greg Montgomery, P (1)
Warren Moon, QB (6)
Mike Munchak, G (9)
Webster Slaughter, WR (2,1)

1994 Bruce Matthews, C (7)

1995 Blaine Bishop, S (1)
Darryll Lewis, CB (1)
Bruce Matthews, C (8)
Mark Stepanoski, C (4, 1)

1996 Blaine Bishop, S (2)
Bruce Matthews, G (9)
John Henry Mills, ST (1)
Mark Stepanoski, C (5, 2)

1997 Blaine Bishop, S (3)
Eddie George, RB (1)
Bruce Matthews, G (10)

1998 Eddie George, RB (2)
Craig Hentrich, P (1)
Bruce Matthews, G (11)
Frank Wycheck, TE (1)

1999 Eddie George, RB (3)
Jevon Kearse, DE (1)
Frank Wycheck, TE (2)
Bruce Matthews, G (12)

2000 Blaine Bishop, S (4)
Eddie George, RB (4)
Brad Hopkins, T (1)
Jevon Kearse, DE (2)
Derrick Mason, KR (1)
Bruce Matthews, G (13)
Steve McNair, QB (1)
Samari Rolle, CB (1)
Frank Wycheck, TE (3)

2001 Bruce Matthews, G (14)
Jevon Kearse, DE (3)

2002 Kevin Carter, DE (2, 1)

2003 Steve McNair, QB (2)
Keith Bulluck, LB (1)
Brad Hopkins, OT (2)
Craig Hentrich, P (2)
Derrick Mason, WR (2)

2005 Steve McNair, QB (3)
Kyle Vanden Bosch, DE (1)

2006 Vince Young, QB (1)

2007 Rob Bironas, K (1)
Albert Haynesworth, DT (1)
Kyle Vanden Bosch, DE (2)

2008 Cortland Finnegan, CB (1)
Albert Haynesworth, DT (2)
Kevin Mawae, C (7, 1)
Chris Hope, S (1)
Chris Johnson, RB (1)
Michael Roos, OT (1)

ALL-TIME HONORS

	Kerry Collins, QB (2, 1)
	Michael Griffin, S (1)
2009	Chris Johnson, RB (2)
	Kevin Mawae, C (8, 2)
	Kyle Vanden Bosch, DE (3)
	Vince Young, QB (2)
2010	Jason Babin, DE (1)
	Michael Griffin, S (2)
	Chris Johnson, RB (3)
	Marc Mariani, KR/PR (1)
2013	Alterraun Verner, CB (1)
2015	Jurrell Casey, DT (1)
	Delanie Walker, TE (1)
2016	DT Jurrell Casey (2)
	T Taylor Lewan (1)
	RB DeMarco Murray (3, 1)
	OLB Brian Orakpo (4, 1)
	TE Delanie Walker (2)
2017	S Kevin Byard (1)
	DT Jurrell Casey (3)
	P Brett Kern (1)
	T Taylor Lewan (2)
	ST Brynden Trawick (1)
	TE Delanie Walker (3)
2018	DT Jurrell Casey (4)
	P Brett Kern (2)
	T Taylor Lewan (3)
2019	DT Jurrell Casey (5)
	RB Derrick Henry (1)
	P Brett Kern (3)
	QB Ryan Tannehill (1)
2020	WR A.J. Brown (1)
	RB Derrick Henry (2)

ASSOCIATED PRESS NFL MVP

1979	Earl Campbell, RB
2003	Steve McNair, QB

ASSOCIATED PRESS COMEBACK PLAYER OF THE YEAR

2019	Ryan Tannehill, QB
-------------	--------------------

BERT BELL TROPHY

(NFL Most Valuable Player presented by Philadelphia Maxwell Club)

1979	Earl Campbell, RB
-------------	-------------------

BERT BELL ROOKIE OF YEAR

(NFL Rookie Most Valuable Player presented by Philadelphia Maxwell Club)

1996	Eddie George, RB
-------------	------------------

AFL PLAYER OF YEAR

1961	George Blanda, QB (UPI, SN)
1967	George Blanda, QB (SN)

AFL DEFENSIVE ROOKIE OF YEAR

1967	George Webster, LB (SN)
-------------	-------------------------

NFL PLAYER OF THE YEAR

1978	Earl Campbell, RB (NEA, WA, FD, NY)
1979	Earl Campbell, RB (NEA, WA)
1980	Earl Campbell, RB (NEA, NY, CP)
2003	Steve McNair, QB (DZ)

NFL OFFENSIVE PLAYER OF YEAR

1978	Earl Campbell, RB (AP)
1979	Earl Campbell, RB (AP, FW)
1980	Earl Campbell, RB (AP)
1990	Warren Moon, QB (AP)

2009	Chris Johnson, RB (AP)
2020	Derrick Henry, RB (AP)

NFL DEFENSIVE PLAYER OF YEAR

1975	Curley Culp, DT (NEA)
1979	Jesse Baker, DT (FW)

NFL ROOKIE OF YEAR

1978	Earl Campbell, RB (AP)
1979	Jesse Baker, DT (FW)
1996	Eddie George, RB (SN, FW, SI)
2006	Vince Young, QB (SI, DP)

NFL OFFENSIVE ROOKIE OF YEAR

1978	Earl Campbell, RB (FW)
1996	Eddie George, RB (AP, FW, FD, CP)
2006	Vince Young, QB (AP, PF, WA)

NFL DEFENSIVE ROOKIE OF YEAR

1975	Robert Brazile, LB (AP)
1979	Jesse Baker, DT (FW)
1999	Jevon Kearse, DE (AP, FN, FW, CP, FD)

AFC PLAYER OF YEAR

1978	Earl Campbell, RB (SN, NY)
2000	Eddie George, RB (FN)

AFC OFFENSIVE PLAYER OF YEAR

1978	Earl Campbell, RB (UPI, KC)
1990	Warren Moon, QB (UPI)

AFC DEFENSIVE PLAYER OF YEAR

1975	Robert Brazile, LB (SN)
1979	Jesse Baker, DT (FW)
	Mike Reinfeldt, S (KC)

DIET PEPSI ROOKIE OF YEAR

2006	Vince Young, QB
-------------	-----------------

ED BLOCK COURAGE AWARD

(nominee from each NFL team for courage in battling injuries)

1984	Bob Hamm
1985	Pat Howell
1986	Dean Steinkuhler
1987	Kent Hill
1988	Alonzo Highsmith
1989	Doug Smith
1990	Mike Munchak
1991	Bubba McDowell
1992	Warren Moon
1993	Curtis Duncan
1994	Marcus Robertson
1995	Barron Wortham
1996	Blaine Bishop
1997	Bruce Matthews
1998	Steve Jackson
1999	Steve McNair
2000	Kenny Holmes
2001	Kevin Dyson
2002	Eddie George
2003	Kevin Carter
2004	Keith Bulluck
2005	Tank Williams
2006	Brandon Jones
2007	David Thornton
2008	Chris Hope
2009	Kevin Mawae
2010	Will Witherspoon
2011	Derrick Morgan

2012	Kenny Britt
2013	David Stewart
2014	Michael Griffin
2015	Craig Stevens
2016	Jason McCourty
2017	Karl Klug
2018	Jack Conklin
2019	Jonnu Smith
2020	Jeffery Simmons

TITANS MAN OF THE YEAR

(nominee from each NFL team for Walter Payton NFL Man of the Year)

1996	Marcus Robertson
1997	Al Del Greco
1998	Al Del Greco
1999	Chris Sanders
2000	Kenny Holmes
2001	Jason Fisk
2002	Kevin Carter
2003	Kevin Carter
2004	Kevin Carter
2005	Steve McNair
2006	Keith Bulluck
2007	Keith Bulluck
2008	David Thornton
2009	Kyle Vanden Bosch
2010	Cortland Finnegan
2011	Cortland Finnegan
2012	Jared Cook
2013	Delanie Walker
2014	Jason McCourty
2015	Delanie Walker
2016	Jurrell Casey
2017	Wesley Woodyard
2018	Jurrell Casey
2019	Ben Jones
2020	Kevin Byard

NFL PLAYER OF WEEK

1984	Larry Moriarty, RB, Week 11 (AFC Offensive)
1985	Steve Brown, CB, Week 1 (AFC Defensive)
	Bo Eason, S, Week 12 (AFC Defensive)
1987	Eugene Seale, LB, Week 4 (AFC Defensive)
1988	Ray Childress, DT, Week 1 (AFC Defensive)
	Allen Pinkett, RB, Week 4 (AFC Offensive)
	Drew Hill, WR, Week 9 (AFC Offensive)
1989	Warren Moon, QB, Week 6 (AFC Offensive)
1990	Warren Moon, QB, Week 6 (AFC Offensive)
	Johnny Meads, LB, Week 7 (AFC Defensive)
	Warren Moon, QB, Week 11 (AFC Offensive)
	Lorenzo White, RB, Week 12 (AFC Offensive)
	Warren Moon, QB, Week 15 (AFC Offensive)
	Cody Carlson, QB, Week 17 (AFC Offensive)
1991	Lamar Lathon, LB, Week 2 (AFC Defensive)
	Ernest Givins, WR, Week 6 (AFC Offensive)

ALL-TIME HONORS

					(AFC Defensive)
					Samari Rolle, CB, Week 9 (AFC Defensive)
					Al Del Greco, K, Week 14 (AFC Special Teams)
					Eddie Robinson, LB, Week 14 (AFC Defensive)
					Eddie George, RB, Week 16 (AFC Offensive)
1992		2001			Joe Nedney, K, Week 5 (AFC Special Teams)
					Joe Nedney, K, Week 6 (AFC Special Teams)
					Steve McNair, QB, Week 8 (AFC Offensive)
					Derrick Mason, WR, Week 10 (AFC Special Teams)
					Steve McNair, QB, Week 12 (AFC Offensive)
1993		2002			Carlos Hall, DE, Week 1 (AFC Defensive)
					Steve McNair, QB, Week 9 (AFC Offensive)
					Frank Wycheck, TE, Divisional (NFL Offensive)
		2003			Craig Hentrich, P, Week 1 (AFC Special Teams)
					Rocky Boiman, LB, Week 4 (AFC Defensive)
					Jevon Kearse, DE, Week 7 (AFC Defensive)
					Justin McCareins, WR, Week 12 (AFC Special Teams)
					Craig Hentrich, P, Week 16 (AFC Special Teams)
1995					Gary Anderson, K, Week 17 (AFC Special Teams)
					Gary Anderson, K, Wild Card (AFC Special Teams)
		2004			Chris Brown, RB, Week 5 (AFC Offensive)
		2005			Pacman Jones, CB, Week 14 (AFC Special Teams)
		2006			Vince Young, QB, Week 16 (AFC Offensive)
					Casey Cramer, TE, Week 6 (AFC Special Teams)
					Rob Bironas, K, Week 13 (AFC Special Teams)
1996		2007			Chris Brown, RB, Week 1 (AFC Offensive)
					Keith Bulluck, LB, Week 3 (AFC Defensive)
					Kyle Vanden Bosch, DE, Week 16 (AFC Defensive)
					Rob Bironas, K, Week 7 (AFC Special Teams)
					Rob Bironas, K, Week 17 (AFC Special Teams)
1997		2008			Cortland Finnegan, Week 1 (AFC Defensive)
					Keith Bulluck, LB, Week 2 (AFC Special Teams)
					Craig Hentrich, P, Week 10 (AFC Special Teams)
					Chris Hope, S, Week 8 (AFC Defensive)
1998		2009			Chris Johnson, RB, Week 8 (AFC Offensive)
					Vince Young, QB, Week 12 (AFC Offensive)
					Keith Bulluck, LB, Week 14 (AFC Defensive)
					(AFC Defensive)
					Chris Johnson, RB, Week 5 (AFC Offensive)
					Marc Mariani, KR/PR, Week 11 (AFC Special Teams)
		2011			Marc Mariani, KR/PR, Week 10 (AFC Special Teams)
					Chris Johnson, RB, Week 12 (AFC Offensive)
					Colin McCarthy, LB, Week 13 (AFC Defensive)
		2012			Darius Reynaud, KR/PR, Week 3 (AFC Special Teams)
					Chris Johnson, RB, Week 7 (AFC Offensive)
					Darius Reynaud, KR/PR, Week 17 (AFC Special Teams)
		2013			Alterraun Verner, CB, Week 4 (AFC Defensive)
		2014			Jurrell Casey, DT, Week 6 (AFC Defensive)
		2015			Marcus Mariota, QB, Week 1, 9 (AFC Offensive)
		2016			Marcus Mariota, QB, Week 10 (AFC Offensive)
					Ryan Succop, K, Week 15 (AFC Special Teams)
		2017			Ryan Succop, K, Week 6 (AFC Special Teams)
					Kevin Byard, S, Week 7, 17 (AFC Defensive)
		2018			Dane Cruikshank, S, Week 2 (AFC Special Teams)
					Marcus Mariota, QB, Week 4 (AFC Offensive)
					Wesley Woodyard, LB, Week 10 (AFC Defensive)
					Derrick Henry, RB, Week 14 (AFC Offensive)
		2019			Cameron Wake, OLB, Week 1 (AFC Defensive)
					Ryan Tannehill, QB, Week 14 (AFC Offensive)
					Derrick Henry, RB, Week 17 (AFC Offensive)
		2020			Stephen Gostkowski, K, Week 3 (AFC Special Teams)
					Derrick Henry, RB, Week 6, 17 (AFC Offensive)
					Jeffery Simmons, DT, Week 9 (AFC Defensive)
		2021			Derrick Henry, RB, Week 2 (AFC Offensive)
					Derrick Henry, RB, Week 6 (AFC Offensive)
					NFL.COM ALL-HEART
					PLAYER OF WEEK
		2000			Eddie George, RB, Week 6
					Bruce Matthews, G, Week 7
					NFL PLAYER OF MONTH
		1988			Drew Hill, WR, September (AFC Offensive)
		1990			Warren Moon, QB, November (AFC Offensive)
		1991			Cris Dishman, CB, October (AFC Defensive)
		1992			Lorenzo White, RB, December (AFC Offensive)
		1993			Gary Brown, RB, November

ALL-TIME HONORS

	(AFC Offensive)
	Al Del Greco, K, November (AFC Special Teams)
	Cris Dishman, CB, December (AFC Defensive)
1996	Al Del Greco, K, October (AFC Special Teams)
1998	Craig Hentrich, P, November (AFC Special Teams)
1999	Jevon Kearse, DE, December (AFC Defensive)
2000	Derrick Mason, KR/PR, October (AFC Special Teams)
2002	Steve McNair, QB, December (AFC Offensive)
2003	Steve McNair, QB, October (AFC Offensive)
2007	Rob Bironas, K, October (AFC Special Teams)
2008	Albert Haynesworth, DT, September (AFC Defensive)
2009	Chris Johnson, RB, November (AFC Offensive)
2010	Michael Griffin, S, October (AFC Defensive)
2012	Darius Reynaud, KR/PR, September (AFC Special Teams)
2016	Marcus Mariota, QB, November (AFC Offensive)
2017	Ryan Succop, K, September (AFC Special Teams)
2018	Derrick Henry, RB, December (AFC Offensive)
2019	Ryan Tannehill, QB, December (AFC Offensive)
2020	Stephen Gostkowski, K, September (AFC Special Teams)
	Derrick Henry, RB, October (AFC Offensive)

FEDEX AIR PLAYER OF WEEK

2003	Steve McNair, QB, Week 6
2004	Billy Volek, QB, Week 14
2015	Marcus Mariota, QB, Week 9
2016	Marcus Mariota, QB, Week 10
2019	Ryan Tannehill, QB, Week 14
2020	Ryan Tannehill, QB, Week 6

FEDEX GROUND PLAYER OF WEEK

2004	Chris Brown, RB, Week 5
2007	Chris Brown, RB, Week 1
2009	Chris Johnson, RB, Week 8 Chris Johnson, RB, Week 12
2012	Chris Johnson, RB, Week 7
2013	Chris Johnson, RB, Week 9
2016	DeMarco Murray, RB, Week 10
2018	Derrick Henry, RB, Week 14 Derrick Henry, RB, Week 15
2019	Derrick Henry, RB, Week 10 Derrick Henry, RB, Week 12 Derrick Henry, RB, Week 13 Derrick Henry, RB, Week 14 Derrick Henry, RB, Week 17
2020	Derrick Henry, RB, Week 6 Derrick Henry, RB, Week 11 Derrick Henry, RB, Week 12 Derrick Henry, RB, Week 14 Derrick Henry, RB, Week 15
2021	Derrick Henry, RB, Week 2 Derrick Henry, RB, Week 3 Derrick Henry, RB, Week 5

FEDEX GROUND PLAYER OF YEAR

2009	Chris Johnson, RB
2019	Derrick Henry, RB
2020	Derrick Henry, RB

NFL ROOKIE OF MONTH

1996	Eddie George, RB, Sept.
1999	Jevon Kearse, DE, Sept., Nov., Dec.
2008	Chris Johnson, RB, Sept.
2015	Marcus Mariota, QB, Sept.
2019	A.J. Brown, WR, Dec.

PEPSI NFL ROOKIE OF THE WEEK

2006	Vince Young, QB, Week 12 Vince Young, QB, Week 13 Vince Young, QB, Week 14 Vince Young, QB, Week 16
2008	Chris Johnson, RB, Week 7 Chris Johnson, RB, Week 9
2011	Colin McCarthy, LB, Week 13
2015	Marcus Mariota, QB, Week 1
2019	A.J. Brown, WR, Week 12

AFC OFFENSIVE ROOKIE OF YEAR

1996	Eddie George, RB (PF, FD, CP)
2006	Vince Young, QB (AP, PF, WA)

AFC DEFENSIVE ROOKIE OF YEAR

1999	Jevon Kearse, DE (AP, PFW, FN, CPFW)
-------------	--------------------------------------

AFL ALL-ROOKIE

1967	George Webster, LB
-------------	--------------------

NFL ALL-ROOKIE

1972	Guy Murock, C
1973	Gregg Bingham, LB John Matuszak, DT
1975	Robert Brazile, LB
1977	Rob Carpenter, RB Bill Currier, DB George Reihner, G
1978	Earl Campbell, RB
1979	Jesse Baker, DT Vernon Perry, S
1980	Carl Roaches, KR
1983	Steve Brown, CB Bruce Matthews, T Harvey Salem, T Brian Sochia, DT
1984	Warren Moon, QB Dean Steinkuhler, T Ray Childress, DT
1985	Ernest Givins, WR
1986	Bubba McDowell, S
1989	John Flannery, C
1991	Eddie Robinson, LB
1992	Brad Hopkins, T
1993	Chris Sanders, WR
1995	Gary Walker, DT
1996	Eddie George, RB
1997	Kenny Holmes, DE
1998	Kevin Long, C
1999	Jevon Kearse, DE John Thornton, DT
2002	Carlos Hall, DE
2004	Jacob Bell, G
2005	Pacman Jones, CB/PR/KR
2006	Vince Young, QB
2008	Chris Johnson, RB

2010	Marc Mariani, PR/KR
2014	Taylor Lewan, T
2016	Jack Conklin, T
2019	A.J. Brown, WR

PRO BOWL PLAYER OF GAME

1976	Billy Johnson, PR
2017	Delanie Walker, TE (Offensive MVP)

NFL 75th ANNIVERSARY TEAM

Ken Houston, S
Billy Johnson, PR

AFL ALL-TIME TEAM

George Blanda, K (First Team)
Miller Farr, CB (Second Team)
Charlie Hennigan, WR (Second Team)
Bob Talamini, G (Second Team)
George Webster, LB (First Team)

NFL ALL-DECADE TEAM

1970s	Robert Brazile, LB (Second Team) Earl Campbell, RB (Second Team) Ken Houston, S (First Team) Billy Johnson, KR (Second Team)
1980s	Billy Johnson, PR (First Team) Mike Munchak, G (Second Team)
1990s	Mel Gray, PR & KR (Second Team) Bruce Matthews, G (First Team) Mark Stepnoski, C (Second Team)
2000s	Kevin Mawae, C (First Team)

PRO FOOTBALL HALL OF FAME ALL-TIME TEAM

Bruce Matthews, G
George Blanda, K

NFL ALUMNI

1999	Jevon Kearse, DE (Pass Rusher of the Year)
2000	Bruce Matthews, G (Offensive Lineman of the Year)

TEAM CAPTAINS (SINCE 2007)

2007	Vince Young, QB (offense) Kevin Mawae, C (offense) Keith Bulluck, LB (defense) Kyle Vanden Bosch, DE (defense) Craig Hentrich, P (special teams) Vince Young, QB (offense)
2008	Kevin Mawae, C (offense) Keith Bulluck, LB (defense) Kyle Vanden Bosch, DE (defense) Craig Hentrich, P (special teams)
2009	Kerry Collins, QB (offense) Kyle Vanden Bosch, DE (defense) Craig Hentrich, P (special teams) Donnie Nickey, S (special teams)
2010	Vince Young, QB (offense) Ahmard Hall, FB (offense) Stephen Tulloch, LB (defense) Donnie Nickey, S (special teams)
2011	Matt Hasselbeck, QB (offense) Cortland Finnegan, CB (defense) Tim Shaw, LB (special teams)
2012	Jake Locker, QB (offense) Steve Hutchinson, G (offense) Jason McCourty, CB (defense) Colin McCarthy, LB (defense) Tim Shaw, LB (special teams)

ALL-TIME HONORS

2013	Jake Locker, QB (offense) Michael Roos, T (offense) Nate Washington, WR (offense) Jason McCourty, CB (defense) Bernard Pollard, S (defense) Patrick Bailey, LB (special teams)	2016	Wesley Woodyard, LB (special teams) Marcus Mariota, QB (offense) Delanie Walker, TE (offense) Jurrell Casey, DT (defense) Brian Orakpo, OLB (defense) Daimion Stafford, S (special teams)	2019	Daren Bates, LB (special teams) Ben Jones, C (offense) Marcus Mariota, QB (offense) Kevin Byard, S (defense) Jurrell Casey, DT (defense) Wesley Woodyard, LB (special teams)
2014	Jake Locker, QB (offense) Nate Washington, WR (offense) Jurrell Casey, DT (defense) Wesley Woodyard, LB (defense) George Wilson, S (special teams)	2017	Wesley Woodyard, LB (special teams) Marcus Mariota, QB (offense) Delanie Walker, TE (offense) Jurrell Casey, DT (defense) Brian Orakpo, OLB (defense)	2020	Derrick Henry, RB (offense) Ryan Tannehill, QB (offense) Kevin Byard, S (defense) DaQuan Jones, NT (defense) Brett Kern, P (special teams)
2015	Taylor Lewan, T (offense) Delanie Walker, TE (offense) Jurrell Casey, DT (defense) Marcus Mariota, QB (offense) Dexter McCluster, RB (offense) Jason McCourty, CB (defense) Brian Orakpo, OLB (defense)	2018	Tim Shaw, Alumni (special teams) Wesley Woodyard, LB (special teams) Ben Jones, C (offense) Marcus Mariota, QB (offense) Delanie Walker, TE (offense) Jurrell Casey, DT (defense) Wesley Woodyard, LB (defense)	2021	Derrick Henry, RB (offense) Ryan Tannehill, QB (offense) Kevin Byard, S (defense) Jeffery Simmons, DT (defense) Brett Kern, P (special teams)

TITANS/OILERS HALL OF FAME

In recognition of the 40th season of the Houston Oilers/Tennessee Titans organization in 1999, the team's late owner K.S. "Bud" Adams, Jr. created an official team Hall of Fame, featuring players and staff from the past, while creating a special place for Titans stars of the future to be recognized. Through 2020, 14 individuals were named to the franchise's Hall of Fame. In 2021, the franchise announced plans to add former head coaches Bum Phillips and Jeff Fisher and former general manager Floyd Reese to the Hall of Fame.

NAME	POSITION	YEARS WITH FRANCHISE	INDUCTED
K.S. "Bud" Adams, Jr.	Team Owner/Founder	1959-2013	Sept. 7, 2008
Elvin Bethea	Defensive End	1968-83	Dec. 9, 1999
George Blanda	Quarterback/Kicker	1960-66	Dec. 9, 1999
Robert Brazile	Linebacker	1975-84	Oct. 14, 2018
Earl Campbell	Running Back	1978-84	Dec. 9, 1999
<i>Jeff Fisher</i>	<i>Head Coach</i>	<i>1994-2010</i>	<i>To be inducted in 2021</i>
Eddie George	Running Back	1996-2003	Oct. 27, 2008
Mike Holovak	General Manager	1981-99	Dec. 9, 1999
Ken Houston	Safety	1967-72	Dec. 9, 1999
Bruce Matthews	Offensive Lineman	1983-2002	Dec. 8, 2002
Steve McNair	Quarterback	1995-2005	Oct. 27, 2008
Warren Moon	Quarterback	1984-93	Oct. 1, 2006
Mike Munchak	Guard	1982-93	Dec. 9, 1999
Jim Norton	Safety/Punter	1960-68	Dec. 9, 1999
<i>Floyd Reese</i>	<i>General Manager</i>	<i>1986-2006</i>	<i>To be inducted in 2021</i>
O.A. "Bum" Phillips	Head Coach	1975-80	Sept. 26, 2021
Frank Wycheck	Tight End	1995-2003	Oct. 27, 2008



Eddie George, Steve McNair and Frank Wycheck were inducted into the team's Hall of Fame during the 2008 season.

FRANCHISE PRO FOOTBALL HALL OF FAMERS

GEORGE BLANDA

QUARTERBACK/KICKER • 6'2" • 215 lbs • COLLEGE: KENTUCKY
NFL SEASONS: 26 • YEARS WITH OILERS: 7 (1960-66)
HOMETOWN: YOUNGWOOD, PA. • BORN: SEPT. 27, 1927
GAMES PLAYED: 340 • HALL OF FAME INDUCTION: 1981

George Blanda, who came out of retirement with the emergence of the American Football League in 1960, was the offensive catalyst for the explosive Oiler squads of the early 1960s. He played quarterback and handled the placekicking chores in Columbia blue for seven of his NFL-record 26 seasons in the league. Blanda was the team's leading passer and scorer in each of those seven seasons and still owns franchise records for most extra points (299), most touchdown passes in a season (36) and most touchdown passes in a game (7). He is also third in points scored with 596. The 36 scoring tosses stood as an NFL record for an astounding 23 years. Blanda's NFL career records included most games (340), most points (2,002) and most extra points (943). He also passed for 236 touchdowns. Blanda captained the Oilers to two consecutive AFL titles in 1960 and 1961, earning AFL Player of the Year honors in 1961. Blanda's career was divided into three distinct parts, 10 years with the Chicago Bears, seven seasons with the Houston Oilers and nine years with the Oakland Raiders. In 1970, he became the oldest quarterback to play in a title game. He was just a month shy of his 49th birthday when he retired before the 1976 season. Blanda passed away at age 83 on Sept. 27, 2010.

KEN HOUSTON

SAFETY • 6'3" • 197 lbs • COLLEGE: PRAIRIE VIEW A&M
NFL SEASONS: 14 • YEARS WITH OILERS: 6 (1967-72)
HOMETOWN: LUFKIN, TEXAS • BORN: NOV. 12, 1944
GAMES PLAYED: 196 • HALL OF FAME INDUCTION: 1986

Considered one of the best safeties in football history, Ken Houston picked off 49 passes (898 yards), recovered 21 fumbles and scored 12 touchdowns over his 14-season NFL career, earning Pro Bowl honors 12 consecutive times (1968-69 AFL, 1970-79 NFL). Houston returned an NFL-record nine interceptions for a touchdown in his six seasons as an Oiler. Four of those scores came in 1971, tying an NFL record. He returned two in one game against San Diego in the 1971 season finale, which also ties an NFL mark. His other three touchdowns came on a punt return, a fumble return and a blocked field goal return. Houston also holds the Oilers record for most career interception return yards with 650. With a long, fluid stride, Houston had excellent speed and quickness. His 6-3, 197-pound frame made him an ideal pass defender. Yet his lean, muscular body helped him to become a punishing tackler. Originally a ninth-round draft choice out of Prairie View A&M, Houston earned a starter's role by the third game of his rookie season. Two weeks later in a game against the New York Jets, he scored two touchdowns, one on a 71-yard blocked field goal attempt, and the other on a 43-yard interception return. After excelling for six years with the Oilers, Ken was traded to the Redskins for five veteran players in 1973. The Redskins once referred to Houston as "pro football's most underrated superstar," but his capabilities were widely recognized. He won all-league acclaim with the Oilers in 1969 and 1971, and then was either All-Pro or All-NFC with the Redskins every year from 1973 to 1979. He was selected for either the AFL All-Star game or the AFC-NFC Pro Bowl 12 straight seasons from 1968 through 1979. He played in 183 consecutive games before suffering a broken arm against the New York Giants Nov. 25, 1979.

EARL CAMPBELL

RUNNING BACK • 5'11" • 232 lbs • COLLEGE: TEXAS
NFL SEASONS: 8 • YEARS WITH OILERS: 7 (1978-84)
HOMETOWN: TYLER, TEXAS • BORN: MARCH 29, 1955
GAMES PLAYED: 115 • HALL OF FAME INDUCTION: 1991

Earl Campbell, a 5-11, 232-pound ball-carrying dynamo from the University of Texas, joined the Houston Oilers as the first player taken in the 1978 National Football League Draft. The first player to earn All-Southwest Conference honors four years, Campbell was a consensus All-America

and the Heisman Trophy winner in 1977. Campbell took the NFL by storm from the outset. In 1978, he was named the NFL's Most Valuable Player, All-Pro, and Rookie of the Year. He won the league rushing championship with a club-record 1,450 yards and was named to the AFC Pro Bowl squad. It was more of the same the next two years with NFL rushing titles, MVP honors, and consensus All-Pro acclaim each season. He followed his rookie campaign with 1,697 yards in 1979, but his finest year came in 1980 when he rushed for 1,934 yards, which at the time was second only to O. J. Simpson's 2,003 yards gained in 1973. That year, Campbell gained over 200 yards in four games. In 1981, he won his fourth straight AFC rushing title with 1,376 yards. A sensational runner, Campbell was picked for the Pro Bowl five of his first six NFL seasons (1978-81, 1983). In his eight-year career, which finished in New Orleans, Campbell rushed 2,187 times for 9,407 yards, and 74 touchdowns, retiring as the NFL's seventh all-time leading rusher. He also gained 806 yards on 121 receptions to bring his career combined net yards total to 10,213. He set Oilers records for most career yards (8,574), most career attempts (1,979), most touchdown runs (73) and most consecutive games with a rushing touchdown (5). His most famous performance came in a Monday night game against Miami in his rookie season. That night, he rushed for 199 yards and four touchdowns to lead the Oilers to a spectacular 35-30 victory. In spite of the constant pounding he took from opposing defenders, Earl missed only six games out of 115 because of injuries. Midway into his seventh season, he was traded by the Oilers to the New Orleans Saints for a first-round draft pick. He played a season and a half with the Saints before retiring after the 1985 campaign. Campbell is one of just four people officially designated a Texas Legend by the Texas State Legislature. The others are Davy Crockett, Sam Houston and Stephen F. Austin. Campbell was the only designee of the 20th century.

CHARLIE JOINER

WIDE RECEIVER • 5'11" • 188 lbs • COLLEGE: GRAMBLING
NFL SEASONS: 18 • YEARS WITH OILERS: 4 (1969-72)
HOMETOWN: MANY, LA. • BORN: OCT. 14, 1947
GAMES PLAYED: 239 • HALL OF FAME INDUCTION: 1996

Charlie Joiner played 18 seasons in the NFL, including his first four with the Houston Oilers. One of the league's most prolific receivers, he amassed 750 career receptions for 12,146 yards and 65 touchdowns, ranking as the league's leading receiver of all-time when he retired at the age of 39 in 1986. His 18 seasons played were longer than any other wide receiver in history at the time of his retirement. The Oilers originally targeted Joiner for the defensive backfield when they picked the 5-11, 180-pounder from Grambling in the fourth round of the 1969 AFL-NFL Draft. Joiner played briefly on defense and the kickoff return team but soon became established as a premier pass catcher. Joiner caught 82 of his 750 career passes as an Oiler, totaling 1,480 yards and 12 touchdowns. He paced the squad with 681 yards and seven touchdown grabs in 1971. In his fourth season in 1972, Houston sent him to the Cincinnati Bengals in a four-player swap. Four years later in 1976, he was traded to San Diego. With the Chargers, Joiner blossomed into super-stardom. He and quarterback Dan Fouts formed a lethal pass-catch team that accounted for the preponderance of his 586 receptions as a Charger. During his 11 years in San Diego, Joiner caught 50 or more passes seven times and had 70 or more receptions three seasons. Injuries cut into his playing time at the beginning, but in a 193-game span over his final 13 seasons, Joiner missed only one game. He was an All-NFL pick in 1980 and a Pro Bowl choice three times. In the 1980 AFC title game, he led the Chargers with six receptions for 130 yards and two touchdowns. Blessed with excellent speed and tantalizing moves, Joiner averaged 16.2 yards per catch and accounted for 12,146 yards and 65 touchdowns. When he was inducted into the Pro Football Hall of Fame in 1996, Joiner ranked fifth in receptions and sixth in receiving yardage on the NFL's all-time list. Joiner was once described by San Francisco 49ers coaching great Bill Walsh as "the most intelligent, the smartest, the most calculating receiver the game has ever known."

FRANCHISE PRO FOOTBALL HALL OF FAMERS

MIKE MUNCHAK

GUARD • 6'3" • 281 lbs • COLLEGE: PENN STATE
 NFL SEASONS: 12 • YEARS WITH OILERS: 12 (1982-93)
 HOMETOWN: SCRANTON, PA. • BORN: MARCH 5, 1960
 GAMES PLAYED: 159 • HALL OF FAME INDUCTION: 2001

Mike Munchak was the eighth player overall and the first offensive lineman chosen in the 1982 National Football League draft. Selected by the Oilers, the former Penn State standout was an immediate success with the Houston club, earning the starting left guard spot in his first training camp. The 6-3, 281-pound lineman wasted little time establishing himself as one of the premier guards in the NFL. In 1984, in just his third year in the league, he was named to the first of seven All-AFC teams. That same year he received the first of nine Pro Bowl invitations. Not coincidentally, the Oilers' on-the-field successes increased as Munchak's development and experience increased. From their dismal 1-8 record in the strike-shortened 1982 season, the Oilers improved nearly every year that Munchak played. Along the way, the team advanced to the playoffs seven consecutive years (1987-1993) and captured the 1991 and 1993 AFC Central Divisional crowns. Munchak was a devastating blocker and considered the key to an offensive line that kept the Oilers at or near the top of the NFL's offensive statistical categories. In 1988 he led the Oilers' offensive line that gave up just 24 quarterback sacks which was third in the NFL. It was also the fewest sacks allowed by the team in 10 seasons. The following season the offensive line held opponents to no sacks in six games. In 1991, the Oilers offensive line finished second in the AFC and fourth in the NFL in the fewest quarterback sacks allowed. Behind the Munchak-led line, Houston led the NFL in total offense in 1990 and passing offense in 1990 and 1991. The Oilers finished second in points scored in 1990 and second in total offense in 1991. Equally effective as a run blocker, Munchak led the Oilers offensive charge in 1993 as the team finished fourth in the NFL in both average gain per rushing play (4.4) and average gain per offensive play (5.3). Although he suffered from chronic knee problems, Munchak played in 159 regular season games. His 12 seasons with the Oilers tied him for second longest in the franchise's history at the time of his retirement. He became the first player inducted into the Hall of Fame who played his entire career with the Oilers. Long-time teammate Bruce Matthews presented Munchak for induction.

ELVIN BETHEA

DEFENSIVE END • 6'2" • 260 lbs • COLLEGE: NORTH CAROLINA A&T
 NFL SEASONS: 16 • YEARS WITH OILERS: 16 (1968-83)
 HOMETOWN: TRENTON, N.J. • BORN: MARCH 1, 1946
 GAMES PLAYED: 210 • HALL OF FAME INDUCTION: 2003

Defensive end Elvin Bethea, an eight-time Pro Bowl selection during his outstanding career with the Houston Oilers, was named to the five-man class of the 2003 Pro Football Hall of Fame that included running back Marcus Allen, guard Joe DeLamielleure, wide receiver James Lofton, and coach Hank Stram. A third-round draft pick in 1968 (77th player overall) Bethea played in 210 games over 16 seasons, never missing a game until breaking his arm on Nov. 13, 1977. He was considered a "steal" in a draft class that produced three future Hall of Fame players in Larry Csonka, Art Shell, and Ron Yary. When he retired, he held three team records relating to career service: most seasons (16), most career regular season games played (210), and most consecutive regular season games played (135). Having led the team in sacks in six seasons, Bethea's unofficial 105-career sack total still ranks first in franchise history, including his team-best 17 sacks in 1973. He recorded four sacks and a fumble recovery in his best single game performance against San Diego in 1976. He played in eight playoff games and posted 691 career tackles. Bethea also played in eight Pro Bowls (1970, 1972-1976, 1979, 1980) and earned All-Pro second-team honors in 1973, 1975, 1978, and 1979. More than just a pass rusher, Bethea was also effective against the run. Eventhough 1974 was the first year such statistics were compiled by the Oilers, his 691 career tackles, are still among the best in franchise history, even excluding the first six years of his career. "When people ask me who the best guy I ever played against was I always tell them Elvin Bethea and Lyle Alzado because both

of them were complete ballplayers," said Art Shell, Hall of Fame member of the Oakland Raiders. "Elvin was one of the quickest guys I've ever been around. We always had to double-team him. There were times when I was supposed to block him when he would get by me so quick. And then Gene Upshaw was supposed to pick him up and he also got by him so quick that we would get back to the huddle and Upshaw would say, 'Did you see that?' and I'd say, 'Yeah, I saw that. He just beat the heck out of me too!' Elvin was just a great player."

WARREN MOON

QUARTERBACK • 6'3" • 212 lbs • COLLEGE: WASHINGTON
 NFL SEASONS: 17 • YEARS WITH OILERS: 10 (1984-93)
 HOMETOWN: LOS ANGELES, CALIF. • BORN: NOVEMBER 18, 1956
 GAMES PLAYED: 208 • HALL OF FAME INDUCTION: 2006

Warren Moon, the fourth leading passer in NFL history, was inducted into the 2006 class of the Pro Football Hall of Fame. Moon played 10 years (1984-93) with the Oilers/Titans organization and holds the franchise records for passing yards (33,685) and touchdowns (196), while leading the Oilers to seven consecutive playoff appearances from 1987-93. During a 17-year NFL career, Moon played for the Houston Oilers, Minnesota Vikings, Seattle Seahawks and Kansas City Chiefs and amassed 49,325 passing yards, 291 touchdowns and 102 wins. He earned nine Pro Bowl invitations (tied for the most by a quarterback with John Elway and Dan Marino), posted nine 3,000 yard seasons, 49 300-yard games and led his team to nine playoff appearances. His eight consecutive playoff berths matched a feat accomplished by Terry Bradshaw and Joe Montana. At the time of his retirement, he held the single-season passing yardage record for three different franchises: Oilers (4,367 in 1991), Vikings (4,364 in 1994) and Seahawks (3,678 in 1997). Moon tallied many accomplishments during his Oiler career. His finest season came in 1990, throwing for 4,689 yards (363 for 584) and 33 touchdowns in only 15 games. He earned AP NFL Offensive Player of the Year for his efforts and his third of nine Pro Bowl invitations. Against Kansas City in 1990, Moon threw for 527 yards, which ranks as the second highest single-game total in NFL history (Norm Van Brocklin, 554 yards in 1951). In 1991, he surpassed the previous season's yardage total with 4,690 yards and became just the third player (Marino, Fouts) in NFL history to produce consecutive 4,000 yard passing seasons. Moon joined the Oilers and the NFL in 1984, after six seasons in the Canadian Football League, where he led his team to five Grey Cups (League Championships). In the CFL, Moon threw for 21,228 yards and 144 touchdowns. Moon was driven to play in the CFL after drawing little interest from the NFL as a starting quarterback following his senior season at the University of Washington. Moon became the first African-American quarterback to be inducted into the Pro Football Hall of Fame and his legacy as a minority quarterback cannot be underestimated. At the time of his arrival in the NFL only two black quarterbacks had been significant starters for their NFL teams (Shack Harris, Rams; Doug Williams, Tampa Bay).

BRUCE MATTHEWS

GUARD/TACKLE/CENTER • 6'5" • 305 lbs • COLLEGE: USC
 NFL SEASONS: 19 • YEARS WITH OILERS: 19 (1983-2001)
 HOMETOWN: ARCADIA, CALIF. • BORN: AUGUST 8, 1961
 GAMES PLAYED: 296 • HALL OF FAME INDUCTION: 2007

Arguably one of the best offensive linemen to ever play the game, Bruce Matthews became the first Tennessee Titan to be inducted into the Pro Football Hall of Fame. At the time of his retirement, Matthews played in more NFL games (296) than any non-kicker in the league's history. Longevity and durability were his hallmarks, but that coupled with his unparalleled play, earning a league record 14 consecutive Pro Bowl (9 at guard and 6 at center) selections (tied with Merlin Olsen) and seven times named AP All-Pro, made him one of the all-time greats. He rose to the challenges presented to him in starting at every position on the offensive line during his NFL career (87 C, 99 LG, 67 RG, 22 RT, 17 LT). He becomes the first Hall of Fame offensive lineman to play significant time

FRANCHISE PRO FOOTBALL HALL OF FAMERS

at all five offensive line positions. A constant for the Oilers/Titans franchise, Matthews started in a team record 229 consecutive games (streak started at Indianapolis, Nov. 29, 1987) and never missed a game because of injury. His 19 seasons also are a team record and he ranks second in NFL history for years with one team behind Jackie Slater, who spent 20 seasons with the Rams. Matthews and G Randall McDaniel (Vikings) were the only two NFL players to play in every game during the decade of the 90's. Matthews was a part of nearly one-half of the franchise's first 42-years of history and helped the team win 146 games, make the playoffs nine times, earn the only three AFC Central titles in team history, earn an AFC Championship and the franchise's only Super Bowl appearance. He blocked for 15 quarterbacks and 27 running backs, including five different 1,000-yard rushers (Earl Campbell, Mike Rozier, Lorenzo White, Gary Brown and Eddie George). During his career, he played in offenses that produced nine 1,000-yard rushing seasons and eight 3,000-yard passers. Additionally, he played in 42 different stadiums during his NFL career. During his career, Matthews blocked on a line that helped produce 65 100-yard rushing performances and 48 300-yard passing performances. Originally drafted by the Houston Oilers in the first round (ninth overall) of the 1983 NFL Draft, Matthews earned All-America honors at the University of Southern California. Matthews and his brother, Clay, each played 19 NFL seasons and the duo set an NFL record for games played by a pair of brothers with 574 games. Clay Matthews played in 278 games during his NFL career. Matthews had his number 74 jersey retired by the team and was inducted into the organization's Hall of Fame during a December, 2002 ceremony. Matthews joined a 2007 Hall of Fame class that included Dallas Cowboys WR Michael Irvin, Buffalo Bills RB Thurman Thomas, Detroit Lions TE Charlie Sanders, Cleveland Browns G Gene Hickerson, and St. Louis CB Roger Wehrli.

CURLY CULP

**DEFENSIVE TACKLE • 6'2" • 265 lbs • COLLEGE: ARIZONA STATE
NFL SEASONS: 14 • YEARS WITH OILERS: 7 (1974-1980)
HOMETOWN: YUMA, ARIZ. • BORN: MARCH 10, 1946
GAMES PLAYED: 179 • HALL OF FAME INDUCTION: 2013**

Curley Culp was voted into the Pro Football Hall of Fame in 2013. A six-time Pro Bowl selection, Culp played in 179 games during his NFL career with the Kansas City Chiefs (1968-1974), Houston Oilers (1974-1980) and Detroit Lions (1980-81). He was considered the prototypical nose tackle and helped pioneer the 3-4 defense. Hailing from Arizona State, where he was an All-American in both football and wrestling, Culp was selected in the second round of the 1968 NFL Draft by the Denver Broncos, who intended to use him as an offensive guard. However, his brief stint in Denver ended when he was traded to the Chiefs, who inserted him permanently on the defensive side. In 1969, the Chiefs won Super Bowl IV, and Culp was an instrumental member of one of the league's top defenses. He helped the Chiefs defeat the Oakland Raiders in the AFL Championship Game and the Minnesota Vikings in the Super Bowl. In 1974, during his seventh campaign in Kansas City, Culp was traded to the Oilers along with a first-round draft pick (used to select Robert Brazile) in exchange for John Matuszak. The move paid almost immediate dividends for the Oilers, who previously suffered through 1-13 records in both 1972 and 1973. In 1975, Culp's first full season in Houston, he helped the Oilers to a record of 10-4, the first winning mark for the club in eight years. With Culp anchoring the defense, the Oilers finished with the AFC's top-ranked run defense (third in the NFL). Individually, Culp produced arguably the finest season of his career, recording 11.5 sacks and earning NFL Defensive Player honors by the Newspaper Enterprise Association. Culp continued as a leader of the Oilers defense that culminated in back-to-back appearances in the AFC championship games in 1978 and 1979. He was named to one AFL All-Star Game and five Pro Bowls during his career. Culp also was picked as a first-team All-Pro in 1975 and a second-team selection in 1971, 1977, 1978, and 1979. He was selected first- or second-team All-AFC five times. "Curley Culp was perhaps the strongest man I ever lined up against," said Raiders Hall of Fame center Jim Otto. Culp used his strong wrestling background to create havoc for opposing guards and centers. He was the 1968 NCAA heavyweight wrestling champion and was named to the U.S.

Olympic wrestling team that year. Culp joined a 2013 Hall of Fame class that included offensive linemen Larry Allen and Jonathan Ogden, wide receiver Cris Carter, coach Bill Parcells, linebacker Dave Robinson and defensive lineman Warren Sapp.

ROBERT BRAZILE

**LINEBACKER • 6'4" • 241 lbs • COLLEGE: JACKSON STATE
NFL SEASONS: 10 • YEARS WITH OILERS: 10 (1975-84)
HOMETOWN: MOBILE, ALA. • BORN: FEB. 7, 1953
GAMES PLAYED: 147 • HALL OF FAME INDUCTION: 2018**

Robert Brazile was voted into the Pro Football Hall of Fame in 2018. As a rookie in 1975, he made an instant impact as he helped Houston notch the franchise's first winning season in eight years with a 10-4 record. He went on to win Defensive Rookie of the Year in 1975. With his speed, strength, tackling and coverage ability, Brazile helped revolutionize the outside linebacker position in a 3-4 defense. Nicknamed 'Dr. Doom,' Brazile started all 147 regular season games during his career and made seven postseason starts, including back-to-back AFC Championship Games (1978-79). He recorded nine tackles and one fumble recovery in the 1978 AFC Championship game. He was elected to seven career Pro Bowls and named All-Pro for five consecutive seasons (1976-80). Brazile registered a career-best 185 tackles in 1978 on his way to helping the Oilers secure three consecutive 10-win seasons and three consecutive playoff berths (1987-80). His career statistics include 13 interceptions, 14 fumble recoveries and 6.5 sacks in both 1976 and 1980. Brazile was named to the NFL's All-Decade Team of the 1970s.

KEVIN MAWAE

**CENTER • 6'4" • 289 lbs • COLLEGE: LOUISIANA STATE
NFL SEASONS: 16 • YEARS WITH TITANS: 4 (2005-09)
HOMETOWN: LEEVILLE, LA. • BORN: JAN. 23, 1971
GAMES PLAYED: 241 • HALL OF FAME INDUCTION: 2019**

Kevin Mawae was elected to the Pro Football Hall of Fame Class of 2019 and became the first established Titan without connections to the Houston Oilers to receive the honor. He played four seasons (2006-09) in Tennessee. Mawae entered the NFL as a second-round pick of the Seattle Seahawks in the 1994 NFL Draft. He began his career at right guard before being moved to center at the start of the 1996 season and remained at that position for the rest of his NFL career. After four seasons (1994-97) in the Northwest, the Louisiana State product signed a free agent deal with the New York Jets in 1998. In his first season in New York, Mawae helped running back Curtis Martin rush for a Jets franchise record eight 100-yard rushing games en route to 1,287-yard season. In 1999, he was named to his first of eight Pro Bowls and paved the way for Martin's then franchise-record 1,464 rushing yards. The 6-foot-4-inch, 289-pounder played in an astounding 177 consecutive games before a serious triceps injury ended his 2005 campaign after six games. Mawae signed a free agent deal with the Titans in 2006. In his first season with Tennessee, he made an immediate impact and was a part of an offense that ranked third in the AFC and fifth in the NFL in rushing with 2,214 yards. Three seasons later, he helped Chris Johnson amass a franchise-best 2,006 rushing yards, becoming just the sixth player all-time to accomplish the feat. In 241 career games over 16 seasons, Mawae was extremely durable and known for his toughness in the trenches. He was a first-team, all-decade center for the 2000s and blocked for a 1,000-yard rusher in 13 of his 16 seasons. Running backs Chris Warren (1,545 yards in 1994), Martin (1,697 in 2004), LenDale White (1,110 in 2007) and Johnson (2,006 in 2009) had the highest season rushing totals of their careers with Mawae on the line. He played 90 games in which there was a 100-yard rusher, the most by any offensive lineman in NFL history.

RETIRED JERSEY NUMBERS

In the history of the Oilers/Titans franchise, only eight players have had the distinction of having their jersey number retired — **Jim Norton** (No. 43), **Elvin Bethea** (No. 65), **Earl Campbell** (No. 34), **Mike Munchak** (No. 63), **Bruce Matthews** (No. 74), **Warren Moon** (No. 1), **Eddie George** (No. 27) and **Steve McNair** (No. 9).



Jim Norton played nine seasons for the Oilers (1960-68) as a safety and as a punter, establishing team records at both positions. As a rookie from the University of Idaho, Norton was a member of the Oilers' 1960 AFL Championship team. A four-time league all-star, he holds the club record for most interceptions in a career with 45. Also an accomplished punter, Norton was tops in club history with 519 career punts for a 42.3-yard career average and a long kick of 79 yards (11/22/64 vs. Kansas City).



Elvin Bethea joined the Oilers in 1968 after an outstanding career at North Carolina A&T. He started at defensive end in the 1968 season opener and didn't miss a game until breaking his arm in November 1977. That streak of 135 consecutive games played stands third in team history. An eight-time Pro Bowler (1970, 1972-76, 1978-80), Bethea ranks second for most seasons played (16, 1968-83), while his 210 games played (1968-83) also stands second behind Bruce Matthews. Bethea led the team

in sacks six times, including a career-best mark of 17 in 1973. The Oilers honored him with an "Elvin Bethea Appreciation Night" on Aug. 4, 1983. He became the sixth player in franchise history to be inducted into the Pro Football Hall of Fame on Aug. 3, 2003.



Earl Campbell, the franchise's second leading rusher and a member of the Pro Football Hall of Fame, was honored by having his number retired at ceremonies on Aug. 13, 1987. He set a single-season club record with a league-leading 1,450 yards his rookie season. Campbell followed that performance with 1,697 yards in 1979 and an astounding 1,934 yards in 1980. Both those totals led the NFL and the latter was second only to O.J. Simpson's 2,003 yards in 1973. Campbell was selected to five

Pro Bowls (1978-81, 1983) and retired as the NFL's seventh all-time leading rusher (9,407). He ranks second in franchise history in career rushing yards (8,574) and attempts (1,979), first in touchdown runs (73) and first in most consecutive games with a rushing touchdown (5).




Mike Munchak joined the Oilers as a first-round draft pick in 1982 out of Penn State. He was the first offensive lineman selected in the draft and the eighth overall selection. Munchak won the starting left guard position as a rookie and went on to play in 12 campaigns (1982-93) and 159 games (156 starts) for the Oilers. He is tied for third on the team's all-time list for seasons played and ranks fifth in games played. Munchak became a fixture on an offensive line that helped the Oilers to seven consecutive

playoff appearances (1987-93). One of the premier guards in the National Football League, Munchak was selected to NFL's "Team of the Decade" for the 1980s and was chosen in 1989 to Oilers' 30th Anniversary "Dream Team." He ranks second in club annals with nine Pro Bowl selections, seven as a starter. Munchak announced his retirement on July 21, 1994, and on the same day, K.S. "Bud" Adams, Jr., announced that jersey No. 63 would be retired on "Mike Munchak Appreciation Day" on Nov. 6, 1994.



Bruce Matthews played in more games (296) than any non-kicker in NFL history. Longevity and durability were his hallmark. And that, coupled with his unparalleled play, in which he tied a league record with 14 Pro Bowl selections (tied with Merlin Olsen) and earned All-Pro honors six times, made him one of the all-time greats. He rose to the challenges presented to him in playing every position on the offensive line during his NFL career (87 at center, 99 at left guard, 67 at right guard, 22 at right tackle,

and 17 at left tackle). His number was retired during a halftime ceremony in Nashville on Dec. 8, 2002.



Warren Moon, the fourth leading passer in NFL history at the time his number was retired, played 10 years (1984-93) with the organization and holds the franchise records for passing yards (33,685) and touchdowns (196), while leading the Oilers to seven consecutive playoff appearances from 1987-93. Moon's finest season came in 1990, throwing for 4,689 yards (363-for-584) and 33 touchdowns in only 15 games and becoming the third player in NFL history to produce consecutive 4,000-yard

passing seasons. He earned AP NFL Offensive Player of the Year for his efforts and his third Pro Bowl berth. His jersey was retired in a halftime ceremony in Nashville on Oct. 1, 2006.



Eddie George became the organization's all-time leading rusher as well as its all-time scrimmage yards leader in eight seasons with the team. His 10,009 rushing yards from 1996–2003 ranked second in the NFL (Curtis Martin), while his 12,153 scrimmage yards in the same time frame were third (Marshall Faulk, Martin). His accolades included four Pro Bowl selections (1997–2000), AP All-Pro honors (2000) and the AP Rookie of the Year Award (1996). George also set franchise standards for career rushing

attempts (2,733), career touchdowns (74), 1,000-yard rushing seasons (seven), seasons as the team's leading rusher (eight) and career playoff rushing yards (776). During his time with the Titans he amassed 36 100-yard rushing performances (second to Earl Campbell's 39), resulting in a 30-6 record in those contests. He established an NFL mark with 130 consecutive starts by a running back to begin a career—a total which ranked second in NFL history for consecutive starts by a running back at any point. His jersey was retired in a halftime ceremony in Nashville on Sept. 15, 2019.



Steve McNair played 11 seasons with the organization (1995–2005), becoming its second all-time leading passer (27,141 yards) and recording the most wins as a starting quarterback (76). At the time his jersey was retired, he trailed only Warren Moon on the franchise's all-time passing yards list and also ranked second for the organization in completions (2,305), completion percentage (59.5) and passer rating (83.3). He ranked third in touchdown passes (156). His 3,439 rushing yards and 36 touchdown runs

were the most in team history by a quarterback. McNair earned three of his four career Pro Bowl berths with the Titans (2000, 2003 and 2005), and in 2003, he shared Associated Press NFL Most Valuable Player honors with Peyton Manning after leading the league with a 100.4 rating. He became the first African-American quarterback to win MVP honors. McNair was the third player in the history of the NFL to pass for 30,000 yards and rushed for 3,500 yards, along with Fran Tarkenton and Steve Young. Only Brett Favre and Manning started more combined NFL regular season and postseason games than McNair (134) from the time he became a full-time starter in 1997 through 2005. He was selected with the third overall draft pick in 1995. His jersey was retired in a halftime ceremony in Nashville on Sept. 15, 2019.

HISTORICAL HIGHLIGHTS

THE "FOOLISH CLUB"

In 1959, after numerous failed attempts to enter the NFL as owners through expansion or purchase (Chicago Cardinals), Lamar Hunt and K.S. "Bud" Adams, Jr. agree that forming a new league is a viable option to NFL ownership. They would recruit a number of other future owners, who like themselves were looking to enter the world of football ownership, but had been rebuffed. The eight original teams, which would later be dubbed the "Foolish Club" for taking on the NFL were: Dallas (Hunt), Houston (Adams), Denver (Bob Howsam), New York (Harry Wismer), Los Angeles (Barron Hilton), Buffalo (Ralph Wilson), Boston (William Sullivan) and Oakland (Wayne Valley). Minneapolis was set to become one of the original AFL teams, but they were replaced by Oakland when the NFL awarded an expansion franchise to the Minneapolis market in 1960.

All eight teams agreed to contribute \$25,000 to create a league office, which was headed by the first AFL commissioner, Joe Foss. The AFL held their first draft on Nov. 22, 1959 and began play in the fall of 1960 with games televised on ABC.

1959

August 3 – K.S. "Bud" Adams, Jr., announces Houston's entry into the American Football League.

August 15 – AFL formally organized with six cities: Los Angeles, New York, Denver, Dallas, Houston and Minneapolis-St Paul.

October 31 – Adams names the team "Oilers" — "for sentimental and social reasons."

November 22 – AFL conducts first player draft. Oilers select Heisman Trophy winner Billy Cannon of LSU.

December 8 – Oilers sign first players, Don Hitt and Tony Banfield, both of Oklahoma State.

1960

January 1 – Oilers sign their first draft choice in LSU's Billy Cannon.

January 3 – Oilers name former Cleveland great Lou Rymkus as first head coach.

February 20 – Oilers sign veteran pro quarterback George Blanda.

March 8 – Houston School Board approves lease of Jeppesen Stadium to K.S. "Bud" Adams, Jr., and gives permission to increase seating capacity from 22,000 to 36,000.

June 21 – Court rules that Billy Cannon will play with the Houston Oilers.

July 15 – Houston opens first training camp at the University of Houston with daily practices to be held at Busch Field during season.

August 6 – Oilers lose 27-10 to Dallas Texans in first preseason game at Tulsa.

August 20 – Oilers defeat Denver 42-3 before 18,500 in home debut at Jeppesen.

September 11 – Oilers win first regular season contest 37-22 over Oakland at San Francisco. Charles Hennigan scores first Oiler TD on a 43-yard pass from George Blanda. Dave Smith scores first Oiler rushing TD on eight-yard run.

December 11 – Oilers clinch AFL Eastern Division title with 31-23 win over Buffalo at Houston.

December 29 – Lou Rymkus named AFL's first Coach of the Year.

1961

January 1 – Oilers win first AFL Championship by defeating Los Angeles Chargers 24-16 before 32,000 fans at Jeppesen Stadium. Billy Cannon is named game's MVP; Blanda completes 16 of 32 passes for 301 yards and three TDs. Winning players share: \$1,016.42.

September 9 – Oilers open regular season with a 55-0 rout of Oakland at Jeppesen despite threats from Hurricane Carla.

October 16 – Wally Lemm replaces Lou Rymkus as head coach after Oilers open with 1-3-1 record.

October 22 – Oilers defeat Dallas Texans 38-7 in first outing under Wally Lemm. George Blanda comes off the bench to throw three TD passes, make a 53-yard field goal, and kick three PAT's.

October 29 – George Blanda sets AFL passing record with 464 yards on 18-of-32 passing for four TDs as Oilers win 28-16 at Buffalo.

November 19 – George Blanda throws seven touchdown passes against New York in 49-13 win to set AFL record and the all-time pro record.

December 3 – Oilers defeat previously unbeaten San Diego 33-13 before Houston's largest crowd, 37,845. Charles Hennigan catches 10 passes for 214 yards and three TDs. George Blanda hits on 20 of 34 attempts for 351 yards and four TDs and kicks AFL-record 55-yard field goal.

December 17 – Oilers win second consecutive Eastern Division crown by beating Oakland 47-16 in Oakland. Oilers become first pro team in history to score over 500 points in one season with 513 points in 14 games.

December 20 – Wally Lemm is named AFL Coach of the Year.

December 23 – George Blanda is named AFL Player of the Year.

December 24 – Oilers win second consecutive AFL title, defeating Chargers 10-3 at San Diego. Billy Cannon wins MVP award for second consecutive year. Winning players share: \$1,724.00.

1962

February 23 – Wally Lemm resigns to become the head coach of St. Louis Cardinals.

March 5 – Oilers name Frank "Pop" Ivy as head coach.

September 16 – Oilers lose to Boston 34-21 in first pro game in historic Harvard Stadium.

October 14 – Oilers set AFL scoring record with 56-17 win over New York

EARLY DOMINANCE & AFL SUPREMACY

With a mix of cast-off players from other professional leagues (QB George Blanda, C Bob Schmidt, T Al Jamison), pro football rookies (RB Billy Cannon, G Bob Talamini) and local college players who never entered the NFL (WR Charles Hennigan, DT Orville Trask), the Oilers quickly became the dominant team in the newly formed American Football League. In each of the league's first three years, the Oilers advanced to the AFL title game, winning the first two league championships (1960 and 1961). Amazingly, the Oilers reached each of those title games under three different coaches: Lou Rymkus (1960), Wally Lemm (1961) and Frank "Pop" Ivy (1962).

The fiery Rymkus led the inaugural Oilers to the Eastern Division title with a 10-4 mark. They met the Western Division winner Los Angeles Chargers at Jeppesen Stadium in Houston to crown the first AFL champion. The two teams split their two matchups during the regular season. The Oilers took a one-point lead into the fourth quarter and then Blanda hit Cannon for an 88-yard score early in the fourth quarter to end the scoring, 24-16. Blanda tallied 301 passing yards and three touchdowns in the game.

After the Oilers opened the 1961 season 1-3-1, head coach Lou Rymkus was replaced by Wally Lemm, who had been on the 1960 staff but left for private business prior to the 1961 season. The Oilers would win nine consecutive games under Lemm to end the regular season with a 10-3-1 mark and first place in the Eastern Division. The 1961 AFL Championship game was a defensive struggle as the Oilers defeated the San Diego Chargers 10-3 in San Diego.

After leading the Oilers to a second title, the St. Louis Cardinals hired Wally Lemm as their head coach for the 1962 season. The Oilers tabbed Frank "Pop" Ivy to lead the team in 1962. The team again won the Eastern Division with an 11-3 record and faced the Dallas Texans at Jeppesen Stadium for the 1962 AFL title. Dallas raced out to a 17-0 halftime lead, but the Oilers mounted a second half rally to knot the score at 17 with five minutes remaining in the game. The game would go to overtime and was eventually decided in double overtime (6th quarter) with a Dallas 25-yard field goal.

HISTORICAL HIGHLIGHTS

OILERS' AFL SUMMARY

In the 10-year history of the AFL from 1960-69, the Oilers amassed a 70-66-5 record, reached the AFL title game four times (1960, '61, '62, '67) and won two AFL titles (1960 and 1961). They had some of the greats of the game, including QB George Blanda, WR Charlie Hennigan, G Bob Talamini, CB Ken Houston and DE Elvin Bethea. Four decades removed from their playing days, these names still sit atop several categories throughout the franchise record book: Blanda threw a franchise-best 36 touchdowns in 1961, Hennigan caught a franchise-best 101 balls in 1964, Houston returned nine interceptions for touchdowns during his Oilers career, and Bethea (unofficially) totaled 105 sacks during his career. The Oilers also saw profound popularity growth as they averaged 20,000 fans in their inaugural 1960 season at Jeppesen Stadium all the way to moving into the Astrodome in 1968, and averaging 44,000 fans in their final AFL campaign.

as George Blanda throws six TD passes.

December 15 – Oilers win third consecutive Eastern Division title with 44-10 victory over New York. Charlie Tolar gets 107 yards on 18 carries to become the first Oiler back to gain over 1,000 yards in a season. Oilers compile best regular season record in club's history with 11-3 mark.

December 23 – Oilers lose AFL title to Dallas Texans 20-17 in historic six-quarter game.

1963

December 22 – Oilers lose 52-49 at Oakland in "Pop" Ivy's final game as head coach.

1964

March 1 – Oilers announce building of a new training site at Fannin and Braeswood in Houston.

June 2 – Frank "Pop" Ivy relieved of head coach-general manager duties. "Bud" Adams names Sammy Baugh as head coach and Carroll Martin as general manager.

July 15 – Oilers open training camp at new site—Fannin and Braeswood.

September 8 – Oilers trade Billy Cannon to Oakland for Bob Jackson, Sonny Bishop and Dobie Craig.

September 13 – Rookie Sid Blanks sets AFL record with 91-yard TD run against New York at Houston.

December 18 – Sammy Baugh resigns as Oiler head coach.

December 20 – Oilers play final game in Jeppesen Stadium, defeating Denver 34-15 to end season with 4-10 record. Charles Hennigan catches 101st pass of season to set new all-time pro record.

December 22 – Hugh "Bones" Taylor named Oiler head coach as Sammy Baugh stays on staff as assistant.

1965

June 5 – Oilers announce they will not play in Harris County Dome Stadium because of "unrealistic lease agreement"; sign five-year lease with Rice University for use of Rice Stadium.

1966

January 13 – K.S. "Bud" Adams, Jr., names Don Klosterman as Oilers' Executive Vice-President and General Manager.

January 29 – Wally Lemm is named Oiler Head Coach by Dan Klosterman.

June 8 – Oilers sign Ernie Ladd; Commissioner awards Willie Frazier and Pete Jaquess to San Diego in compensation.

June 9 – The AFL and NFL announce plans to merge into one league by 1970. Common draft and championship game are scheduled immediately.

September 3 – Oilers open regular season play with 45-7 home victory over the Denver Broncos. Denver was held to no first downs, an AFL record.

1967

March 14 – First common draft between AFL and NFL; Oilers take

Michigan State All-America George Webster as their No. 1 choice.

April 2 – Oilers announce they will hold 1967 training camp at Schreiner Institute in Kerrville, Texas. Only third time in history Oilers will have trained outside Houston.

December 17 – Oilers clinch Eastern Division title with 24-17 win over San Diego at Rice Stadium and become first team to go from cellar to division title in one season, a feat accomplished with 15 rookies on the squad.

December 20 – Four Oilers are named to All-AFL team. DE Pat Holmes, CB Miller Farr, G Bob Talamini and rookie LB George Webster named to AFL elite unit.

December 23 – Oiler LB George Webster is unanimous choice as AFL's Defensive Rookie of the Year.

December 31 – Oakland Raiders break open close game in second quarter and defeat Oilers 40-7 in AFL Championship Game. The only Oiler touchdown comes in fourth quarter on pass from Pete Beathard to Charles Frazier.

1968

February 10 – Oiler owner K.S. "Bud" Adams, Jr., announces that the Oilers will move to the Harris County Dome Stadium for the 1968 season. Contract with Rice will be settled.

September 9 – Oilers play their first game in the Astrodome, a 25-21 loss to Kansas City before 45,083 fans, and become the first professional football team to play their home games in a domed stadium.

1969

January 25 – Oiler LB George Webster is one of four AFL players named to Pro Football Writers Association's first combined All-Pro team.

April 15 – Jim Norton, last of the original Houston Oilers, announces his retirement after nine years and Oiler owner K.S. "Bud" Adams, Jr., retires his No. 43 jersey.

December 14 – Oilers need victory over Boston in Astrodome to assure playoff spot as runner-up team in Eastern Division despite 5-6-2 record. Oilers come from behind to take 27-23 triumph.

December 21 – Oilers lose bid for championship in 56-7 loss to Oakland in playoff game. Daryle Lamonica hurls six TD passes for Raiders.

1970

January 15 – Oiler LB George Webster named to Pro Football Hall of Fame's All-Time AFL defensive unit. The three-year Oiler veteran was youngest player named to the team.

June 30 – Oiler veterans join NFL Players Association strike. Owners bar veterans from training camps. Dispute revolved around pension plan.

July 14 – Oilers open training camp at Schreiner Institute in Kerrville, Texas with only rookies reporting.

August 3 – Veterans report to training camp after settlement of NFL-NFLPA pension dispute.

November 1 – Oiler Head Coach Wally Lemm, who led Oilers to AFL title in 1961 and to Eastern Division title in 1967, announces he will retire at the end of 1970 season.

1971

January 21 – Oiler owner K.S. "Bud" Adams, Jr., names Ed Hughes to be the sixth head coach in Oiler history.

January 26 – Oilers trade RB Hoyle Granger, T Terry Stoepel and DE Charles Blossom to New Orleans for DT Dave Rowe and WR Ken Burrough.

January 28 – The Oilers, who pick third behind Boston and New Orleans in the college draft, select QB Dan Pastorini of Santa Clara in the first round and grab QB Lynn Dickey of Kansas State in the third round.

May 5 – Oilers name John W. Breen as general manager, replacing Bob Brodhead. Breen was the first employee hired by Oiler owner K.S. "Bud" Adams, Jr., in 1959 when the American Football League was formed.

December 12 – S Ken Houston ties all-time pro record for touchdowns on interceptions with theft against Buffalo in Oilers' 20-14 victory. Houston tied record of seven set by Erich Barnes and Herb Adderley.

December 19 – Oilers close out season with third straight victory by blasting San Diego 49-33 for highest point production since 1963. S Ken Houston establishes all-time pro record with two touchdowns on interceptions. The five-year veteran intercepted successive John Hadl passes in the third quarter and returned them for touchdowns of 35 and 29 yards to run his

HISTORICAL HIGHLIGHTS

career total to nine. His four returns of interceptions for TDs in one year is also an NFL record.

December 24 – Oiler DE Elvin Bethea and S Ken Houston are named to AFC Pro Bowl squad. It is second straight selection for Houston.

December 30 – Oilers name former Florida State and Rice University coach Bill Peterson as their new head coach.

1972

March 21 – K.S. "Bud" Adams, Jr., spearheads a drive which lands the 1974 Super Bowl game for Houston. The game will be played in Rice Stadium on January 13, 1974.

October 1 – Oilers stun Joe Namath and New York Jets 26-20 in the Astrodome for only victory of 1972 season.

1973

March 2 – Veteran coach and front office executive Sid Gillman accepts position of Executive Vice-President and General Manager of Houston Oilers, replacing John Breen, who retired.

October 16 – Bill Peterson is fired as head coach of Oilers after 48-20 loss to Denver, making Peterson's regular season record in 1 1/2 years 1-18. Sid Gillman assumes dual role of General Manager/Head Coach for the rest of year.

November 5 – Oilers win only game of 1973 season, 31-27, over Baltimore Colts as QB Lynn Dickey completes 22-of-32 passes for 340 yards and three touchdowns.

December 19 – Oiler DE Elvin Bethea named to Pro Bowl team for third straight year.

1974

January 18 – Sid Gillman announces decision to remain as General Manager/Head Coach for at least one more season, ending speculation that a new head coach would be named.

February 8 – Former New Orleans and New York Jets coach Ed Biles joins Oilers as defensive assistant.

March 7 – O.A. "Bum" Phillips, a veteran Texas high school and college coach who was with Sid Gillman at San Diego, is hired by Oilers as defensive coordinator.

August 28 – Oiler T John Matuszak tries to jump his contract and sign with World Football League Houston Texans. Oilers obtain temporary restraining order and present it to Matuszak at Texans' game with New York Stars. Matuszak is put on inactive list until trial.

September 9 – State District Judge Arthur Leshner grants temporary injunction against John Matuszak playing for any other team than Oilers until further court hearings. Matuszak remains on inactive list.

October 22 – Oilers trade John Matuszak and No. 3 draft choice to Kansas City for Curley Culp and draft choice, ending court battle.

BUM PHILLIPS

If ever there was a coach made for a team and a team that embodied their coach, it was the marriage between O.A. "Bum" Phillips and the Houston Oilers. A native of Orange, Texas, Phillips spent the majority of his first 15 years in coaching in the Texas high school ranks before moving up the ladder as a defensive coordinator in the college and pro level. He would join the Oilers as a defensive coordinator in 1974 and was named head coach in 1975, where he would remain through the 1980 season. Known for strolling the sidelines in his cowboy hat and boots, he was the face of the Oilers for six seasons (59-38 record) and saw the birth of the "Luv Ya Blue" era. In 1978, he led the Oilers back to the playoffs for the first time in 11 years with their march to the AFC Championship. The Oilers would again reach the AFC Championship game in 1979 and wild card round in 1980. Phillips was let go by the Oilers following the 1980 season.

LUV YA BLUE!

With Oiler fever in full bloom following the march to the AFC Championship game in the 1978 season, the team looked to tap into the frenzy with a marketing campaign that captured that team spirit. The result was the "Luv Ya Blue!" phrase that would sweep the area and be forever remembered with the 1979 and 1980 seasons. The phrase was trademarked by the team and became as popular as regular Oilers merchandise. The campaign included a song which was written and sung by Mack Hayes, a local musician and was performed before each game at the Astrodome during those seasons.

1975

January 25 – O.A. "Bum" Phillips named Oiler head coach by Sid Gillman, who says he will remain in single role as general manager.

February 14 – Sid Gillman leaves Oilers as general manager by mutual consent with owner "Bud" Adams. Bum Phillips adds title of general manager to head coaching duties.

October 19 – Oilers come from behind to defeat Washington 13-10 in Astrodome for first win ever over NFC team.

November 16 – Oilers get 20-19 win over Miami as Billy Johnson ties all-time pro record for return TDs in one season (4).

December 21 – Oilers close out finest season since 1962 with 21-10 win over Cleveland, giving Bum Phillips a 10-4-0 record in his first year as a head coach. Oilers set a new home attendance record, averaging 48,000 in seven home games.

1976

February 10 – Wade Phillips, son of Head Coach Bum Phillips, named to Oiler coaching staff as LB coach. Phillips had been an assistant at University of Kansas.

April 1 – Oilers lose Fred Hoaglin, Mark Cotney and Jesse O'Neal in NFL expansion draft.

April 2 – Oilers trade QB Lynn Dickey to Green Bay for QB John Hadl, CB Ken Ellis, draft choices and cash.

1977

October 9 – Oilers march into first place in the AFC Central Division after whipping Pittsburgh 27-10 at the Astrodome, but lose Dan Pastorini to an ankle and back injury.

November 13 – Oakland holds off Oilers 34-29 as Houston DE Elvin Bethea suffers a broken arm after playing in 135 consecutive games, a team record.

1978

January 7 – Owner K.S. "Bud" Adams, Jr., announces the appointment of Ladd K. Herzog as Senior Vice-President and Chief Administrative Officer of the Houston Oilers.

January 24 – Curley Culp, Ken Burrough, Billy Johnson and Robert Brazile play for AFC on Pro Bowl team.

April 24 – Oilers trade three draft picks and TE Jimmie Giles to Tampa Bay for rights to 1978 number one draft selection in order to choose Texas All-America and Heisman Trophy winner Earl Campbell.

October 23 – Houston ends Pittsburgh's seven-game win streak with Monday night victory over the Steelers, 21-17. It marks Houston's first win ever on Monday Night Football.

November 12 – Houston comes from 23-0 deficit to capture 26-23 win over New England Patriots.

November 20 – Earl Campbell rushes for four touchdowns against Miami Dolphins in Oilers' 35-30 victory. Campbell's two Monday night appearances net him 7 of his 13 season TDs.

November 26 – Earl Campbell gains 100 yards rushing vs. Cincinnati before home crowd to tie NFL record for most 100-yard games by a rookie – 7 (ties Franco Harris and Don Woods). Also breaks Oiler single season records for most yards rushing (Hoyle Granger, 1,194 yards in 1967) and most rushing attempts (Charlie Tolar, 224 yards in 1962).

December 10 – Houston captures 17-12 decision over New Orleans Saints

HISTORICAL HIGHLIGHTS

EARL CAMPBELL

Tabbed the "Tyler Rose", Earl Campbell was a Texas high school legend who would go on to the University of Texas and earn the 1977 Heisman Trophy. The Oilers pulled off a draft blockbuster to acquire Campbell, trading four picks and TE Jimmie Giles to acquire the first pick in the 1978 draft from the Tampa Bay Buccaneers. Campbell made an immediate impact as a rookie, gaining 1,450 yards and scoring 13 touchdowns in his initial campaign and earning NFL Rookie of the Year and NFL Offensive Player of the Year honors. In one of the most famous performances in Monday Night Football history, Campbell gained 199 yards and scored four touchdowns on 28 carries against the Miami Dolphins in November of 1978. From 1978 to 1984 Campbell led the Oilers to three playoff appearances, gained 8,547 yards and earned five Pro Bowl invitations. During the 1984 season, Campbell was traded to New Orleans to be reunited with Bum Phillips for a first round draft choice. He was inducted into the Pro Football Hall of Fame in 1991.

to clinch berth in AFC Wild Card game versus Miami.

December 24 – Houston wins first playoff game since 1961 by defeating Miami 17-9 in the Orange Bowl.

December 31 – Oilers continue playoff march with 31-14 win against New England before 61,297 chilled fans in Foxboro, Mass.

1979

January 7 – Houston playoff dreams end as Pittsburgh takes 34-5 victory in AFC Championship Game. Oilers welcomed by 50,000 loyal fans in the Astrodome as radio station KILT sponsors homecoming.

January 30 – Earl Campbell, Elvin Bethea, Robert Brazile and Curley Culp represent Houston in the Pro Bowl in Los Angeles.

August 3 – Oiler T Greg Sampson undergoes brain surgery which signals the end to a promising career.

December 10 – Before national television audience, Houston defeats division nemesis Pittsburgh 20-17, giving Oilers spot in 1979 playoffs.

December 17 – Several Oilers lock up individual titles: Earl Campbell is NFL rushing champion for the second consecutive year; Mike Reinfeldt captures the crown for most interceptions in NFL with 12; Toni Fritsch is the most accurate field goal kicker, connecting on 21-25 attempts; and Jesse Baker leads the AFC in QB sacks with 15 1/2.

December 23 – In first playoff game played in Houston since 1962, Oilers defeat Denver Broncos 13-7. Key offensive players Earl Campbell, Dan Pastorini and Ken Burrough are all injured in the contest.

December 29 – Oilers defeat San Diego 17-14 without injured Earl Campbell, Dan Pastorini and Ken Burrough. Backup QB Gifford Nielsen plays conservative offense as Rob Carpenter, who was injured earlier in the week and was on crutches the night before the game, gains 67 yards rushing in his best effort of the season. The big star of the game is S Vernon Perry, as he intercepts an NFL-record four passes in a playoff game.

1980

January 6 – In a rematch of the 1978 AFC Championship Game, the Steelers win 27-13 in a game that saw a controversial call keep Mike Renfro from scoring what would have been the tying score late in third quarter.

January 7 – In the wee hours of the morning, the Oilers return from Pittsburgh to an excited throng of 70,000 people at the Astrodome.

January 28 – Six Oilers represent Houston in the Pro Bowl: RB Earl Campbell, T Leon Gray, PK Toni Fritsch, LB Robert Brazile, S Mike Reinfeldt and DE Elvin Bethea.

September 15 – Before the largest stadium crowd to ever witness an Oilers' game (80,243), Houston defeats the Browns in Cleveland Stadium 16-7. The game was also televised before a national audience on Monday Night Football.

October 14 – Oilers acquire All-Pro TE Dave Casper from Oakland for undisclosed draft picks.

October 19 – Earl Campbell becomes only the second RB in the history of the Oiler franchise to rush for over 200 yards in a single game when he leads the Oilers to a 21-14 triumph over Tampa Bay with 206 yards. Club rushing record for single game is 216 yards by Billy Cannon (Dec. 10, 1961 vs. New York Titans).

October 26 – Earl Campbell ties NFL record for most consecutive 200-yard games rushing (two) with 202 yards vs. Cincinnati in the Astrodome. Campbell now shares record with O.J. Simpson (Buffalo, 1973, 1976). Oilers defeat Bengals 23-3.

December 4 – Houston's defense shuts out the Pittsburgh Steelers 6-0. Toni Fritsch provides all the points the Oilers need with two field goals. This marked the third evening prime-time win of the season for the Oilers as the game was played in the Astrodome before a sellout crowd and a national television audience. It marked the first shutout registered by the Oilers since a 47-0 win over the Chicago Bears. (November 6, 1977).

December 21 – Oilers clinch third playoff spot in as many years with 20-16 victory over the Minnesota Vikings in the Astrodome. Earl Campbell sets NFL record by rushing for over 200 yards in single game four times in one season. He finishes season with 1,934 yards, second highest total in NFL history behind O.J. Simpson's 2,003 yards in 1973. The Oilers must wait until the final game of the season to see who their playoff opponent will be, as their 11-5 record equals that of division foe Cleveland, but Oilers become Wild Card participant due to tie-breaker procedures.

December 28 – Oilers season comes to an end with disappointing AFC Wild Card loss at the hands of the eventual Super Bowl champion Oakland Raiders. The loss marks the third consecutive year that the Oilers have been eliminated from the playoff picture by the eventual Super Bowl champions (Pittsburgh Steelers in both 1978 and 1979).

December 31 – K.S. "Bud" Adams Jr., relieves Bum Phillips of his duties as Head Coach and General Manager. Ladd K. Herzeg is promoted from post of Senior Vice-President/Chief Administrative Officer to the position of Executive Vice-President and General Manager of the Oilers.

1981

January 3 – announce the selection of Ed Biles as their new head coach. Biles had been Oilers' defensive coordinator since 1975.

February 8 – Dick Nolan, former Head Coach for the New Orleans Saints and the San Francisco 49ers, is named defensive coordinator.

February 15 – Mike Holovak is named as Assistant General Manager by the Oilers.

September 6 – Oilers defeat Rams at season opener at Los Angeles 27-20 as rookie Willie Tullis returns kickoff 95 yards for score in final minute of game. Win gives Ed Biles his first as head coach of NFL club.

1982

January 19 – Former All-Pro S Ken Houston returns to Oilers as defensive assistant assigned to work with the DBs. Houston had been All-Pro performer before being traded to Washington where he retired following 1980 season.

January 31 – Oilers open 2.5 million dollar training facility less than two miles from Astrodome. Owner-President K.S. "Bud" Adams, Jr., provides funds for what is considered one of top facilities in the NFL.

February 3 – Oilers announce new three-year contract with Mutual Broadcasting System for radio rights to Houston's games. KTRH-AM in Houston will serve as flagship station.

March 18 – Oilers announce that head coach Ed Biles has been given a contract extension.

April 28 – Oilers select Penn State G Mike Munchak in first round of NFL draft. It is the first number one choice in the draft that Oilers have had since Earl Campbell was selected in first round in 1978.

May 3 – Computer added to Oilers offices to assist club with player personnel, college scouting, ticket and business operations as well as many other functions within the organization.

September 17 – Oilers acquire QB Archie Manning from New Orleans Saints in one-for-one swap for T Leon Gray.

September 20 – NFL Players Association strike announced.

November 16 – Settlement of 57-day player strike announced by NFL Management Council and NFL Players Association.

1983

January 2 – Oilers fall to Cincinnati Bengals 35-27 to conclude 1982

HISTORICAL HIGHLIGHTS

regular season play in a game that was re-scheduled from November 14 (canceled due to players' strike).

January 25 – Chuck Studley joins Oilers as defensive coordinator after successful stints with San Francisco 49ers (Super Bowl champs following '81 season) and Cincinnati Bengals.

February 1 – Oilers perennial All-Pro DE Elvin Bethea decides not to retire following 1982 season and will return for his 16th year in the NFL, all with the Oilers.

February 2 – Oilers announce promotion of Mike Holovak from Assistant General Manager to VP/Player Personnel.

April 23 – The Oilers announce trade of their second pick in first round to Los Angeles Rams for the third pick overall in draft. Oilers receive Rams' fourth-round choice in 1983 and fourth-round choice in 1984 for moving down one notch in first round.

April 24 – The Oilers announce their second trade in as many days involving Oilers' first-round draft pick. Oilers trade third choice overall in first round to Seattle for ninth choice overall in first round plus Seahawks' second- and third-round picks in 1983 (combining trades of April 24-25, Oilers moved from second position in first round to ninth and acquired Seahawks' second- and third-round choice in 1983 and Rams' fourth round choice in 1983 and 1984, a total of four additional picks).

April 26 – Oilers select T Bruce Matthews from USC in round one of NFL draft with the ninth choice in the round. Also, for first time since 1969, the Oilers had each of their choices through the first nine rounds.

August 4 – In preseason opener, ceremonies honoring Elvin Bethea's 16 years with the club occur at halftime. Bethea's jersey, No. 65, will be retired at the conclusion of the season.

October 10 – Head Coach Ed Biles resigns after two and one-half years as head coach.

October 11 – The Oilers appoint Defensive Coordinator Chuck Studley as interim head coach.

October 20 – Oilers trade QB Archie Manning and TE Dave Casper to Minnesota for second- and fourth-round picks in 1984 draft.

December 18 – Oilers close season with 20-10 loss at Baltimore in what would be the Colts' final game played in Baltimore before moving to Indianapolis.

1984

January 3 – The Oilers name Hugh Campbell as new head coach.

January 30 – Announcement is made that Kay Dalton will remain as offensive coordinator and also that Jerry Glanville will become new defensive coordinator.

February 3 – The Oilers announce that they win the "recruiting war" for free agent QB Warren Moon.

February 10 – Entire organization loses tremendous friend with the passing of radio talk-show host John Breen. Breen was first employee hired by the Oilers in 1959 and served in numerous front office capacities, including General Manager and Director of Player Personnel.

May 1 – Oilers draft Dean Steinkuhler among a total of 14 players during the one-day marathon. Of the 14 players selected, 10 were defensive players.

September 6 – Oilers and City of Houston celebrate 25th season of professional football at "Silver Salute," which is held on the floor of the Astrodome. The black-tie gala consists of dinner, dancing and an auction with all proceeds benefiting the Ronald McDonald House. This date is also proclaimed "Houston Oilers Day" by Mayor Kathryn J. Whitmire.

October 9 – Oilers trade RB Earl Campbell to New Orleans Saints for first round choice in 1985 draft. The Oilers also obtain C Jim Romano from Raiders for Houston's third- and sixth-round picks in 1985.

October 26 – Oilers announce that KODA-FM will be new flagship station for Oilers' radio broadcasts beginning in 1985. The Oilers and KODA-FM sign a multi-year contract.

November 11 – Oilers defeat Chiefs 17-16 in Kansas City after losing opening 10 games of the season, as Hugh Campbell gets first win as NFL head coach.

December 2 – Houston defeats Steelers in overtime thriller 23-20 for third win in four weeks before home crowd. Joe Cooper kicks winning field goal with 5:53 elapsed in extra period. It is the first overtime loss in Steeler history.

December 12 – G Mike Munchak is selected to play in the AFC-NFC Pro Bowl game in Honolulu.

December 17 – Warren Moon completes his first NFL season with 3,338 yards passing, breaking the team record set by George Blanda in 1961 (3,330). Tim Smith's 1,141 yards receiving enabled him to become third player in Oilers' history to post consecutive 1,000-yard receiving seasons after gaining 1,176 in 1983. Bill Groman (1960-61) and Charlie Hennigan (1963-64) were the others.

1985

July 1 – The Oilers sign 1983 Heisman Trophy winner Mike Rozier. Rozier was selected by the Oilers in the first round of the 1984 Supplemental Draft of USFL players.

July 2 – WR Drew Hill is acquired by the Oilers in a trade with the Los Angeles Rams.

August 3 – The Oilers battle the New York Giants in the annual NFL Hall of Fame Game in Canton, Ohio, with the Giants winning 21-20. The game also makes radio history as the first stereo broadcast of an NFL game on KODA-FM.

December 9 – Hugh Campbell is relieved of his duties as head coach. The club names Defensive Coordinator Jerry Glanville as interim head coach for the season's remaining two games.

1986

January 2 – The Oilers release seven assistant coaches from their employment contracts: John Devlin, Joe Faragalli, Gene Gaines, Ken Houston, Bruce Lemmerman, Bob Padilla and Al Roberts.

January 20 – Jerry Glanville signs a five-year contract as Head Coach of the Oilers.

February 2 – G Mike Munchak starts for the AFC in the annual Pro Bowl in Honolulu, Hawaii.

April 29 – The Oilers select Purdue QB Jim Everett with their first selection in the 1986 NFL Draft. The team follows by selecting Louisville WR Ernest Givins in the second round and RB Allen Pinkett of Notre Dame in the third round.

September 18 – The Oilers trade QB Jim Everett, the third player selected in the 1986 draft, to the Los Angeles Rams in exchange for G Kent Hill, DE William Fuller, the Rams' number one draft choices in 1987 and '88 and L.A.'s fifth rounder in 1987.

December 21 – Houston concludes the 1986 season on a positive note, defeating the Buffalo Bills 16-7. WR Drew Hill catches five passes for 114 yards giving him 1,112 yards for the season as he joins rookie Ernest Givins (1,062 yards) to form the 19th tandem in NFL history to each surpass the 1,000-yard receiving mark. In addition, QB Warren Moon throws for 208 yards to finish the year with 3,489 yards and break his own single-season club record. PK Tony Zendejas connects on all three of his field goal attempts and his 22 three-pointers establishes a new Oiler high.

1987

July 1 – The Oilers announce plans to retire the No. 34 jersey of former RB Earl Campbell, the leading rusher in club history. The ceremony is scheduled for August 13.

October 4 – The Oilers win their first "replacement" game in Denver 40-10 as QB Brent Pease throws for 260 yards and a TD and LB Eugene Seale returns an interception 73 yards for a touchdown.

October 25 – With the players' strike over, the Oiler "regulars" return to action with a 37-33 win over the Falcons as RB Mike Rozier rushes for 144 yards while rookie WR Curtis Duncan catches two TD passes including the game-winner.

October 28 – First-round draftee FB Alonzo Highsmith ends his holdout by agreeing to a multi-year contract.

November 3 – The Oilers acquire veteran T Bruce Davis from the Raiders for what later becomes a 1988 second-round draft choice.

November 4 – T/G Bruce Matthews ends his holdout by agreeing to terms with the Oilers.

December 15 – Along with several prominent Houston business leaders, K.S. "Bud" Adams, Jr., holds a press conference to announce that the goal of marketing 75% of the new Columbia Suites by December 15 has been met.

December 23 – The Oilers place three players on the AFC Pro Bowl roster, their largest contingent since 1981. Chosen to play in the Honolulu all-star game are S Keith Bostic, G Mike Munchak and RB Mike Rozier.

December 27 – The Oilers clinch their first playoff berth since 1980 as they

HISTORICAL HIGHLIGHTS

defeat the Bengals 21-17 before an SRO crowd at the Astrodome. Rookie FB Alonzo Highsmith scores two TDs and QB Warren Moon throws his 21st scoring pass of the season. That marks the most TD passes by an Oiler since George Blanda tossed 24 in 1963.

1988

January 3 – In an AFC Wild Card Playoff, the Oilers defeat the Seahawks 23-20 in overtime on Tony Zendejas' 42-yard field goal.

January 10 – The Oilers' season ends as the Broncos defeat them 34-10 in an AFC Divisional Playoff before 75,968 fans in Mile High Stadium.

April 21 – The Oilers acquire DE Sean Jones from Raiders along with L.A.'s second-round draft choice. Houston gives up one of its first-round draft picks, a fourth-round selection and changes places with Raiders in the third round.

May 6 – The Oilers announce that they will hold training camp at Southwest Texas State University in San Marcos. SWTSU thus becomes the Oilers' eighth training camp site since the team's inception in 1960.

May 17 – Oilers re-assign Mike Holovak as Assistant to the General Manager.

November 7 – The Oilers appear on Monday Night Football for the first time since 1982 and defeat the Cleveland Browns 24-17.

December 14 – The rosters for the AFC-NFC Pro Bowl are released and feature eight Oilers: DE Ray Childress, WR Drew Hill, G Bruce Matthews, QB Warren Moon, G Mike Munchak and RB Mike Rozier.

December 24 – The Oilers beat the Cleveland Browns 24-23 in an AFC Wild Card Playoff Game as RB Allen Pinkett scores two touchdowns.

1989

January 1 – In an AFC Divisional Playoff Game, the Oilers drop a 17-10 decision to the Bills before 79,532 fans at Rich Stadium in Buffalo.

February 1 – Executive Vice-President/General Manager Ladd K. Herzeg announces his resignation.

February 2 – The Oilers announce the promotion of Mike Holovak to General Manager, replacing Ladd Herzeg. Also, under NFL's new "Plan B" free agency, 21 Oilers are left unprotected while 37 are protected.

February 22 – The Oilers name Kevin Gilbride to the post of Quarterbacks Coach. He joins the club after serving as Offensive Coordinator at East Carolina.

April 1 – The Oilers end up losing 15 players and signing seven under the NFL's first "Plan B" free agency system.

April 7 – The Oilers sign QB Warren Moon to a new long-term contract.

September 24 – Despite a sellout crowd in the first game in the newly-expanded Astrodome, the Oilers lose to the Buffalo Bills, 47-41 in OT.

October 1 – The Oilers defeat the Miami Dolphins 39-7 as QB Warren Moon completes a career-best 82.6% of his passes (19/23). In addition, Houston's defense holds Dolphin QB Dan Marino to his worst game as a starter (11/29, 103 yds.).

October 22 – The Oilers record the ninth shutout in club history and their first in nine years (spanning 132 games) with a 27-0 whitewash of the Pittsburgh Steelers. Pittsburgh manages just 132 total yards, the fewest yards allowed by Houston in 12 seasons.

December 3 – The Oilers win at Pittsburgh 23-16 despite a blizzard and windchill temperatures of -20 degrees. RB Lorenzo White's one-yard run with 21 seconds remaining wins it as the Oilers claim sole possession of first place after the season's 13th game, the latest the team has been in first place in a season since 1967.

December 10 – The Oilers honor their 30th Anniversary "Dream Team" while defeating the T.B. Buccaneers 20-17.

December 20 – G Bruce Matthews, QB Warren Moon and G Mike Munchak are named starters for the February 4 Pro Bowl.

December 23 – In a regular season finale battle for the AFC Central Division title, the Oilers lose to the Cleveland Browns 24-20 on RB Kevin Mack's TD with 39 seconds left. The Oilers fall short after battling back from a 17-0 deficit as QB Warren Moon establishes personal bests for attempts (51), completions (32) and yards (414, most since George Blanda's 418 in 1961). Oilers set all-time single season attendance record with 451,027 fans, eclipsing 411,652 in 1978.

December 31 – In an AFC Wild Card playoff game, the Oilers lose a 26-23 OT decision to the Pittsburgh Steelers as PK Gary Anderson kicks a 50-yard field goal. Houston WR Ernest Givins catches 11 passes for 136 yards and two TDs.

MOON ERA

In February of 1984, the Oilers won a recruiting battle for a five-time Canadian Football League champion quarterback named Warren Moon and by doing so, changed the future of the franchise. Houston had a leg up on the competition with the hiring of Hugh Campbell, who coached Moon for five seasons in Canada, just a month earlier. Moon would play 10 seasons for the Oilers and lead them to the playoffs in each of his final seven seasons (1987-93) with the team and earn six Pro Bowl invitations. Moon established many of the franchise's passing records, including career passing yards (33,685), career touchdowns (196), single season passing yards (4,690 in 1991), passing yards in a game (527 at KC in 1990) and career 300-yard passing games (38). His quick release, decision-making and mobility made him a perfect fit for the Oilers high-octane passing offense. Moon's reign at quarterback for the Oilers came to end with the advent of the salary cap prior to the 1994 season. Most of the Oilers' high-priced talent was released or traded away to comply with the new NFL structure, including Moon, who was traded to Minnesota in April 1994. In 2006, Moon became the first African-American quarterback to be inducted into the Pro Football Hall of Fame.

1990

January 6 – Jerry Glanville leaves his position as Oilers' head coach by "mutual agreement."

January 9 – Jack Pardee signs a five-year contract to become the 14th head coach in Houston Oiler history. Pardee joins the Oilers after enjoying a successful three seasons as the head coach at the University of Houston.

January 30 – The Oilers extend the contract of Executive Vice President/General Manager Mike Holovak. In addition, the team names former LBs Coach Floyd Reese to the newly-created position of Assistant General Manager and promotes Quarterbacks Coach Kevin Gilbride to Offensive Coordinator. Also, the team announces the signing of a multi-year contract that allows KTRH-AM/KLOL-FM to broadcast all Oiler football games beginning in 1990.

September 23 – The Oilers win their 1990 home opener 24-10 over the Indianapolis Colts as QB Warren Moon becomes the all-time leading passer in club history. Moon throws for 308 yards (plus three TDs) to surpass George Blanda's team record of 19,149 yards. The record fell on a third quarter seven-yard pass to WR Haywood Jeffires. WR Drew Hill catches ten passes for 123 yards to help key the victory.

October 14 – QB Warren Moon passes for 369 yards and a career-best five TDs as the Oilers hammer the Cincinnati Bengals 48-17. Moon thus becomes the first player in pro football history to throw for over 20,000 yards in two different leagues (21,228 in Canadian Football League).

December 9 – The Oilers shatter several team records while drubbing Cleveland 58-14. Included among the records set are most points in a game, in a quarter (31) and in a half (45). RB Lorenzo White ties a club mark with four rushing touchdowns, the first time that has been accomplished in the NFL in two years.

December 16 – The Oilers win a key road game, beating Kansas City 27-10 at Arrowhead Stadium. QB Warren Moon again supplies the big news, completing 27-of-45 passes for 527 yards. That represents the second-best single-game passing performance in NFL history. The record belongs to the Rams' Norm Van Brocklin, who threw for 554 yards against the New York Yanks on September 28, 1951. Moon had an opportunity to break the record but declined to do so based on the Oilers' comfortable lead. Almost overshadowed by Moon's effort was WR Haywood Jeffires catching nine balls for 245 yards (including an 87-yard TD), which marked the second best receiving day in Oiler history. Charles Hennigan had 272 receiving yards versus the Patriots on October 13, 1961.

December 19 – Six Oilers are named to the AFC squad for the Feb. 3 Pro Bowl. The six include starters G Bruce Matthews, QB Warren Moon and G Mike Munchak, plus reserves DT Ray Childress, WR Ernest Givins and WR Drew Hill.

HISTORICAL HIGHLIGHTS

RUN 'N SHOOT

Born in the 1970's under the offensive master "Mouse" Davis, the "Run 'N Shoot" offense and its concepts started to enter the NFL in the late 1980's. The Houston Oilers were one of the first teams to run the pass oriented offense that featured one running back and four wide receivers. The Oilers hired June Jones, a Mouse Davis disciple, in 1987 as quarterback coach and he integrated some of the "Run 'N Shoot" concepts into offense. Jones left following the 1988 season to join Wayne Fontes in Detroit. Kevin Gilbride, who also had worked with Davis, took over in 1989 and continued to mold the offense. With Jack Pardee's arrival as head coach in 1990, the Oilers offense became a full-time "Run 'N Shoot" offense, where in previous years it was only used in passing situations. During a three-year stretch (1990-92), the Oilers ranked first in the NFL in passing yards (avg. 4,485 passing yards per season) and second in total yards (avg. 5,954 yards per season). They set a then-franchise record for points scored in 1990 with 405. Warren Moon drove the offense and under his leadership the offense took flight and his receiving corps of Drew Hill, Haywood Jeffires, Ernest Givens and Curtis Duncan totaled unbelievable numbers as they tortured NFL defenses. Head coach Jack Pardee was relieved of his duties 10 games into the 1994 season and with that came the death of the "Run 'N Shoot" offense. New head coach Jeff Fisher moved the offense back to a conventional approach in 1995.

December 30 – Led by backup QB Cody Carlson, who played for the injured Warren Moon (dislocated thumb), the Oilers earn a Wild Card playoff berth by defeating the Pittsburgh Steelers 34-14 in the Astrodome. Carlson completes 22 of 29 passes for 247 yards and three TDs. With the victory, the Oilers end up in a three-way tie for first place with Cincinnati and Pittsburgh in the AFC Central.

1991

January 6 – The Oilers' 1990 season comes to a close as they are eliminated from the playoffs by the Cincinnati Bengals. Houston loses at Riverfront Stadium 41-14 in an AFC Wild Card game.

January 26 – It is announced that Earl Campbell has been voted into the Pro Football Hall of Fame. The announcement is made in Tampa, Florida. Campbell is to be enshrined on July 27.

May 17 – The Oilers and the City of San Antonio formally sign six-year contract which will allow the Oilers to hold training camp there. Trinity University is chosen as the host school.

September 16 – In a pre-game ceremony, Earl Campbell receives his Hall of Fame ring from Hall Executive Director Pete Elliott. In the game that follows, the Oilers defeat Kansas City 17-7 to signal the first 3-0 start in franchise history.

October 13 – In a 23-20 victory over the Jets at Giants Stadium, WR Haywood Jeffires ties Charlie Hennigan's 30-year-old team record for receptions in a game with 13 (186 yards). QB Warren Moon completes 35-of-50 passes for 423 yards, which is the fifth-best total in team annals. Also, WR Drew Hill surpasses Hennigan's 410 catches to become the all-time leading receiver in Oiler history.

November 3 – Despite a 16-13 OT loss at Washington, WR Drew Hill moves past WR Ken Burrough's 6,907 receiving yards to become the Oilers' all-time leader in that category.

November 10 – QB Warren Moon establishes career highs for completions (41) and attempts (56) as he throws for 432 yards, which is fourth best in team history, in Oilers' 26-23 OT victory over Dallas. Moon also passes Fran Tarkenton's 47,003 yards and moves into second place behind Ron Lancaster on all-time professional passing yards chart.

December 8 – The Oilers defeat the Steelers 31-6 in the Astrodome as Houston captures its first-ever undisputed AFC Central Division championship. QB Warren Moon throws for 254 yards and becomes just the third QB in NFL history (Miami's Dan Marino, San Diego's Dan Fouts) to have back-to-back 4,000-yard seasons.

December 15 – QB Warren Moon surpasses Dan Marino's NFL record

(378 in 1986) for completions in a season as the Oilers beat the Browns 17-14.

December 18 – Eight Oilers (tied NFL-best), including a league-high six starters are named to the AFC team for the February 2 Pro Bowl. The six starters include CB Cris Dishman, DE William Fuller, WR Haywood Jeffires, C Bruce Matthews, G Mike Munchak and LB Al Smith. DT Ray Childress and QB Warren Moon are also named to the squad although Childress was eventually unable to play because of a back/rib injury.

December 21 – WR Haywood Jeffires becomes just the fifth player in NFL history to record 100 receptions in a single season despite the Oilers' 24-20 road loss to the Giants. Coupled with Drew Hill's 90 catches, that pair's 190 represents the most receptions by two teammates in one season in league annals. In addition, QB Warren Moon eclipses Dan Marino's NFL record (623 in 1986) for attempts in a season. DE William Fuller registers his 15th sack of the season and thus becomes the first Oiler ever to lead the conference in that category.

December 29 – The Oilers defeat the New York Jets 17-10 in an AFC Wild Card playoff game before 61,485 fans in the Astrodome. S Bubba McDowell intercepts two key passes inside the Oiler five-yard line to preserve the win.

1992

January 4 – After leading for most of the game, the Oilers end up losing a 26-24 decision to the Denver Broncos in an AFC Divisional Playoff game in front of 75,301 fans at Mile High Stadium. PK David Treadwell's 28-yard field goal with 16 seconds left in the game proves to be the deciding points. The loss mars a great performance by Oiler QB Warren Moon, who completes 75% of his passes (27 of 36) for 325 yards and three touchdowns.

March 6 – The Oilers name Steve Underwood as General Counsel. Underwood joins the Oilers from the Houston firm of Caldwell and Hurst where he has handled most of the team's legal work since 1977.

August 1 – The Oilers defeat the Dallas Cowboys 34-23 in the American Bowl in Tokyo, Japan, which marks Houston's first game outside of the United States.

August 31 – The Oilers and QB Warren Moon reach agreement on a new multi-year contract that includes a settlement of a controversial escalator clause.

September 29 – The Oilers sign free agent WR Webster Slaughter to a two-year contract. Slaughter had been one of four players who were declared free agents by a Minneapolis judge on September 24.

October 11 – In a 38-24 win at Cincinnati, QB Warren Moon ties a personal best with five TD passes to eclipse George Blanda's team record for career touchdown passes (165, Moon now has 169). Also, WR Haywood Jeffires catches three TD passes to tie the franchise record, and RB Lorenzo White rushes for a career-best 149 yards.

October 18 – QB Warren Moon becomes the leading passer in professional football history by surpassing Ron Lancaster's 50,535 yards (in 19 years). After the Oilers' heartbreaking 27-21 loss at Denver, Moon now has 50,589 yards. Moon's total, accumulated in less than 15 seasons, includes 21,228 yards in the CFL and 29,361 yards in the NFL.

November 15 – In Houston's 17-13 win at Minnesota, QB Warren Moon suffers a fractured upper left arm on a fourth quarter hit by Viking S Vencie Glenn and misses the next five games. Despite the injury, Moon becomes just the 14th NFL QB to surpass 30,000 passing yards as he accomplishes that faster (125 games) than any player in league history except for Miami's Dan Marino (114 games).

November 26 – Subbing for the injured Warren Moon, QB Cody Carlson throws for a career-high 338 yards as the Oilers defeat the Lions 24-21 on Thanksgiving Day in Detroit.

December 11 – After being diagnosed with kidney cancer, Offensive Coordinator Kevin Gilbride undergoes surgery for the removal of his cancerous kidney. He misses two games as Receivers Coach Chris Palmer and injured QB Warren Moon help to handle Gilbride's game day responsibilities.

December 23 – An NFL-best nine Oilers earn Pro Bowl honors with four players designated as starters for the February 7 game. The starters include WR Haywood Jeffires, C Bruce Matthews, G Mike Munchak and LB Al Smith. The Houston reserves feature DT Ray Childress, WR Curtis Duncan, WR Ernest Givins, QB Warren Moon and RB Lorenzo White. The inclusion of Jeffires, Givins and Duncan represents the first time ever that

HISTORICAL HIGHLIGHTS

three receivers from the same team have been designated as Pro Bowlers.

December 20 – Shortly after their exciting, come-from-behind 17-14 win at Cleveland, the Oilers learn that they have clinched a playoff berth for the sixth straight season. That represents the longest current post-season streak in the NFL.

December 27 – As Houston routs Buffalo 27-3 in the regular season finale, WR Haywood Jeffires catches six passes to finish with 90 receptions. He thus leads the AFC in that category for the third straight season, becoming only the second player since the 1970 AFL-NFL merger to accomplish that feat.

1993

January 3 – The Oilers lose a 41-38 OT decision at Buffalo in an AFC Wild Card playoff game. QB Warren Moon completes 36 of 50 passes for 371 yards and four first-half touchdowns.

January 29 – The Oilers name Buddy Ryan as the team's defensive coordinator.

July 2 – NFL Commissioner Paul Tagliabue rules in a dispute between the Oilers and Washington. Tagliabue completes a trade which sends Washington LB Wilber Marshall to Houston in exchange for the Oilers' third-round draft choice in 1994 and their fifth-round selection in 1995.

November 21 – RB Gary Brown explodes for 194 rushing yards to lead Houston to its fifth consecutive win, a 27-20 victory at Cleveland. Brown's rushing total is the highest by any AFC back in three years and the most by an Oiler in 13 years. His back-to-back running sum of 360 yards is also the team's best in 13 seasons. Brown becomes the first NFL back in ten years to gain over 100 yards in his first two career starts.

November 28 – In the Oilers' 23-3 Astrodome victory over the Steelers, WR Ernest Givins passes Drew Hill's 480 catches to become Houston's all-time leading receiver.

December 5 – As Houston captures its seventh straight win with a 33-17 home decision over Atlanta, the Oilers' defense forces seven turnovers (including a team record-tying six interceptions) for its highest such total in 16 years.

December 14 – Oilers DT Jeff Alm commits suicide following the death of his best friend in a traffic accident. The Oilers hold a memorial service for their teammate the following day.

December 19 – The Oilers clinch their second outright AFC Central Division championship with a 26-17 win over the Steelers at Three Rivers Stadium. Houston thus cements a playoff berth for the seventh consecutive season, the longest current streak in the NFL. The Oilers also become just the second team since the 1970 AFL-NFL merger to go undefeated within the AFC's Central Division (also 1975 Steelers). Against Pittsburgh, PK Al Del Greco surpasses the team record of 115 points in a single season.

December 28 – G Mike Munchak establishes an Oiler record by being named to the Pro Bowl for the ninth time (Elvin Bethea had eight appearances).

1994

January 2 – The Oilers close the regular season with their club record 11th consecutive win, a 24-0 shutout of the Jets in the Astrodome. The winning streak is the longest in the NFL in nine years as the Oilers become just the fifth team in league history to close a season with 11 straight victories. The Oilers also set a franchise record with 12 wins for the season and go undefeated in both November and December for just the third time ever. Amazingly, RB Gary Brown finished with 1,002 yards in just eight starts.

January 27 – The Oilers promote Assistant General Manager Floyd Reese to the position of Executive Vice-President/General Manager. Reese succeeds Mike Holovak, who assumes the title of Vice-President/Player Personnel and Scouting.

February 9 – Houston names Jeff Fisher as its new Defensive Coordinator, replacing Buddy Ryan, who left the Oilers to become General Manager/Head Coach of the Arizona Cardinals.

April 13 – The Minnesota Vikings announce that they have reached an agreement to acquire QB Warren Moon from the Oilers in exchange for draft choices.

August 15 – The Oilers defeat the Dallas Cowboys 6-0 before 112,376 fans at Azteca Stadium in Mexico City. The in-house attendance is the largest ever for an NFL game.

September 4 – WR Ernest Givins becomes Oilers' all-time receiving yardage leader, surpassing Drew Hill's mark of 7,477. Givins would end the

season with 7,935 yards on 542 career receptions.

November 6 – G Mike Munchak, who announced his retirement on July 21, 1994 to join the Oilers under the title of Assistant to Football Operations, is honored by Oiler Owner/President K.S. "Bud" Adams, Jr., by having his No. 63 jersey retired at halftime ceremonies of Oilers-Steelers game.

November 14 – After a 1-9 start, Head Coach Jack Pardee and Assistant Head Coach/Offense Kevin Gilbride are relieved of their duties. Jeff Fisher is elevated to title of Head Coach/Defensive Coordinator.

December 24 – Houston closes out season with 24-10 victory over the N.Y. Jets for Fisher's first win as a head coach.

1995

January 5 – Oilers announce that Jeff Fisher will remain as head coach, officially becoming the 15th head coach in franchise history.

January 17 – As his first hire, Fisher brings in Jerry Rhome under the title of Offensive Coordinator.

March 3 – The Oilers jump into the free-agent pool and sign the NFL's all-time leading kickoff returner, Mel Gray. Gray joins the Oilers after successful stints with the Detroit Lions and New Orleans Saints.

March 7 – The team announces five-year contract with KHTV/Channel 39 to broadcast Oilers' preseason games. The pact reunites the team and KHTV, which carried Oilers' preseason action in '89.

March 23 – Houston lures in one of the most coveted unrestricted free agents by signing C Mark Stepnoski from the Dallas Cowboys.

March 28 – The Oilers sign veteran QB Chris Chandler from the Rams.

April 22 – With the third overall choice in the draft, Houston selects Alcorn State QB Steve McNair.

July 25 – QB Steve McNair signs contract at press conference held at Oilers' training camp.

August 11 – Tennessee newspaper reports that Nashville Mayor Phil Bredesen is meeting with Oiler officials. Nashville is willing to build new stadium if it will attract a professional team. K.S. "Bud" Adams, Jr. and Bredesen execute an agreement that gives the City of Nashville a 70-day exclusive negotiating period with the Houston Oilers to build a stadium and relocate the team.

August 19 – Oilers-Chargers preseason game is canceled by NFL after field is deemed unplayable for safety reasons.

September 3 – The Oilers travel to Jacksonville and defeat the Jaguars 10-3 in the expansion team's inaugural game.

September 24 – QB Chris Chandler connects on 23 of 26 passes for 352 yards and four touchdowns, leading Oilers to a 38-28 win over the Bengals at Riverfront Stadium. Chandler's 88.46 completion percentage misses the NFL record by one completion. Chandler, who hooked up with rookie WR Chris Sanders on touchdown passes of 58 and 46 yards, is named AFC Offensive Player of the Week.

November 2 – Oilers' long-time equipment assistant Bill "Mojo" Lackey passes away after a massive stroke.

November 5 – Oilers win 37-10 over Browns and dedicate game to "Mojo" and his family. The win marks the Oilers' largest margin of victory at Cleveland since a 40-10 decision on Oct. 12, 1975.

November 12 – K.S. "Bud" Adams, Jr. and the Oilers announce the establishment of the Bill "Mojo" Lackey Memorial Award, which would be given to the player, coach or front office staff member that best exemplifies the qualities of the former equipment assistant. A \$10,000 check is given to the winner to be awarded to charity in his or her name.

November 16 – K.S. "Bud" Adams, Jr. and Nashville Mayor Phil Bredesen sign a relocation agreement to move the Oilers to Tennessee.

December 14 – G Bruce Matthews, S Blaine Bishop, CB Darryll Lewis and C Mark Stepnoski are selected to the Pro Bowl. Matthews sets the Oiler mark for consecutive selections with his eighth consecutive Pro Bowl honor.

December 17 – Paul "Hoss" Noska, equipment assistant, is honored with the first Bill "Mojo" Lackey Memorial Award.

1996

March 26 – Oilers sign veteran WR Willie Davis from the Kansas City Chiefs.

April 20 – After trading down in the first round (from 9th to 17th) to acquire extra picks from Oakland, General Manager Floyd Reese and Head Coach

HISTORICAL HIGHLIGHTS

McNAIR AND GEORGE

First round draft picks in consecutive years, QB Steve McNair (drafted in 1995) and RB Eddie George (drafted in 1996) became the centerpieces of a team that advanced to the playoffs in four of five years (1999, 2000, 2002, 2003). From 1997, McNair's first season as a starter, until Eddie George's final season as a Titan in 2003, the two combined to pull the franchise to new heights, including the team's first Super Bowl appearance (XXXIV).

The duo started in the same backfield 107 times during their seven seasons together and posted a 67-40 record (.626 winning percentage) in those games, and 5-4 in postseason. The 2003 season would be memorable for both as McNair was named Co-MVP of the NFL, becoming only the franchise's second player to garner the honor (Campbell in 1979) and George became the franchise's all-time leading rusher, passing Earl Campbell and becoming only the 17th running back to reach 10,000 career rushing yards.

Each player personified toughness with legendary stories told of McNair returning from injuries to lead his team to victory and George never missing a start in his eight year franchise career - 128 games - which represented the most consecutive starts in NFL history for a running back to start a career.

On June 12, 2019, Titans controlling owner Amy Adams Strunk announced that McNair's No. 9 jersey and George's No. 27 jersey would be retired by the club.

Jeff Fisher execute a trade with the Seattle Seahawks to move back up to the 14th spot in the 1996 draft to select Heisman Trophy winner Eddie George from Ohio State. Sent to the Seahawks in the trade was DT Glenn Montgomery.

April 30 – The National Football League approves the team's relocation to Nashville in a special owners' meeting held in Atlanta, Ga.

May 3 – Adding more weapons to the offense, the Oilers agree to terms with RB Ronnie Harmon from the San Diego Chargers.

May 7 – Voters of Davidson County in Nashville, Tenn., overwhelmingly approve a referendum held to decide on the use of public funding for a new downtown stadium.

October 20 – With a 22-yard field goal, K Al Del Greco sets the club record for most career field goals, surpassing K Tony Zendejas (117).

October 27 – Del Greco kicks the longest field goal in team history with a 56-yarder at the end of the first half versus the 49ers.

November 17 – In a clash with the Miami Dolphins, G Bruce Matthews becomes the Oilers' all-time leader in games played with his 211th contest, breaking Elvin Bethea's mark of 210. Matthews would go on to also set the team marks for most consecutive games played and started.

December 12 – G Bruce Matthews, S Blaine Bishop, C Mark Stepnoski and ST player John Henry Mills are selected to the Pro Bowl. Matthews extends the Oiler mark for consecutive selections (9) and ties G Mike Munchak for most overall selections (9).

December 15 – Oilers play their final game in Houston with a 21-13 loss to the Cincinnati Bengals in the Astrodome.

December 22 – RB Eddie George finishes the 1996 season with 1,368 yards rushing en route to Rookie of the Year accolades. In addition, George's ground totals were only 82 yards shy of RB Earl Campbell's rookie record of 1,450. On this day, George would also help the Oilers to a 24-21 win over the Baltimore Ravens for a franchise-best 6-2 road record.

1997

January 1 – The team promotes linebackers coach Gregg Williams to defensive coordinator.

January 3 – After relieving Jerry Rhome of his duties, the Oilers make wide receivers coach Les Steckel the team's offensive coordinator/quarterbacks

coach.

February 24 – Oilers trade QB Chris Chandler to the Atlanta Falcons for two 1997 draft choices (4th and 6th).

May 3 – City of Nashville holds ground-breaking ceremonies for the team's downtown stadium.

May 8 – After formulating an agreement earlier with Harris County (Houston), K.S. "Bud" Adams, Jr. and Astrodome USA owner Drayton McLane, Jr. reach a settlement for the final year of Oilers' lease at the Astrodome. Under appointed mediator Alice Oliver Parrott, the two sides clear the biggest step in the team's ability to play games in Tennessee for the 1997 season.

June 5 – Oilers reach agreement with Memphis Sports Authority, clearing the way for the team to play its games in the Liberty Bowl.

June 12 – Oilers hold press conference in Nashville to formally announce the club's intention to play the 1997 season in Tennessee, and introduce an inaugural patch and logo which merges the Oilers traditional "Oil derrick" with the Tennessee state flag.

July 18 – Oilers players report to Tennessee State University for their first training camp in the state of Tennessee. Also, Oilers sign DE Kenny Holmes, 1997 first-round selection, to a four-year contract.

July 19 – Oilers sign GM Floyd Reese to a four-year extension running through 2001 season.

August 2 – Oilers play first preseason game of 1997 season at Liberty Bowl in Memphis, falling to the New Orleans Saints 21-12.

August 9 – Oilers play their first ever game at Vanderbilt Stadium, an 18-12 preseason loss to Washington.

August 15 – Oilers move into their temporary training facility in Bellevue.

August 23 – Oilers promote Don MacLachlan to Executive Vice President of Marketing, Broadcasting, and Ticketing.

August 27 – Oilers sign free agent SS Blaine Bishop.

August 31 – Oilers open their inaugural season in the state of Tennessee with a 24-21 overtime win over the Oakland Raiders at Liberty Bowl. RB Eddie George ties Billy Cannon's franchise record for rushing yards in a game with 216 yards on 35 carries. With the game-winning field goal in overtime, K Al Del Greco becomes the Oilers all-time points leader, surpassing George Blanda's total of 596 points.

October 27 – In their first-ever trip to Arizona, the Oilers defeat the Cardinals 41-14.

November 27 – Oilers defeat Dallas 27-14 on Thanksgiving Day in front of a national-television audience. It marked the first regular season game in Texas for the Oilers since their move to Tennessee.

December 11 – G Bruce Matthews, RB Eddie George, and SS Blaine Bishop are selected to the Pro Bowl. Matthews extends the mark for consecutive selections (10) and surpasses G Mike Munchak for most overall selections (9).

December 14 – Oilers fall to the Baltimore Ravens 21-19 in the final game at Baltimore's Memorial Stadium. It marked the second time the Oilers closed the stadium, because on Dec. 18, 1983, the Oilers played at the Baltimore Colts in what would be their final game in Baltimore.

December 21 – Oilers close their inaugural season in Tennessee with an 8-8 record after a 16-6 win over Pittsburgh in Memphis.

1998

February 14 – Oilers agree to terms with free agent WR Yancey Thigpen from Pittsburgh.

February 19 – Oilers agree to terms with free agent P/K Craig Hentrich from Green Bay.

February 24 – Oilers reach agreement with Shelby County Sports Authority and Memphis Park Commission to be released from the final year of their lease at the Liberty Bowl.

March 4 – Oilers and Vanderbilt University reach tentative agreement for the Oilers to play at Vanderbilt Stadium for the 1998 season.

March 11 – Oilers agree to terms with free agent TE Jackie Harris from Tampa Bay.

April 16 – A tornado rips through Nashville, damaging three cranes and 10 portable trailers at the Oilers East Bank Stadium construction site.

April 18 – In the franchise's first draft as the Tennessee Oilers, the club selects WR Kevin Dyson from Utah with its first-round selection (16th

HISTORICAL HIGHLIGHTS

HOUSTON OILERS TO TENNESSEE TITANS

After trying unsuccessfully for many years to construct a deal with the city of Houston for a new football or multi-use stadium, Oilers owner K.S. "Bud" Adams, Jr. decided that moving his franchise to another city might be the only solution left to keep the team financially competitive. In the spring of 1995, research was completed and several cities were identified as desirable for relocation and at the top of the list was Nashville, Tenn.

In the summer of 1995, Adams contacted Nashville's mayor, Phil Bredesen, to see if the city would be interested in having the team relocate to the region. A 70-day exclusive negotiating period was agreed to and in November the two had signed a relocation agreement that would bring the Oilers to Nashville. In April of 1996, the NFL approved the team's relocation and on May 7th, the voters of Davidson County approved a referendum on using public funding for the new downtown stadium.

Dec. 15, 1996 would mark the Oilers final home game at the Astrodome in Houston – a 21-13 loss to Cincinnati in front of 15,131 fans. In May of 1997, the team reached a settlement with the Astrodome that let them escape the final year of the contract and allowing the team to play the 1997 season in Tennessee.

With the new stadium in Nashville still two years from completion, the team decided to play at Memphis' Liberty Bowl until the stadium was complete. The Tennessee Oilers opened their inaugural season in the state of Tennessee with a 24-21 overtime win over the Oakland Raiders at the Liberty Bowl in front only 30,000 fans.

The Oilers struggled with low attendance throughout the 1997 season and by March of 1998, the Oilers reached an agreement to play the 1998 season at Vanderbilt Stadium in Nashville. Crowds at Vanderbilt Stadium were an improvement from the previous year, but the team could only muster a 3-5 home mark. During the 1998 season, Adams announced the Oilers name would be retired and the team would be renamed the Titans as they entered their new stadium for the 1999 season.

In April of 1999, the team unveiled their new Titans uniforms and in August the team played its first game at Nissan Stadium (named Adelphia Coliseum at the time). The 1999 season ended with the franchise's first Super Bowl berth in the team's 40-year history. A total of 20 players endured the entire odyssey of playing in Houston in 1996, Memphis in 1997, Vanderbilt in 1998 and LP Field in 1999.



Bud Adams presents Nashville Mayor Phil Bredesen with an official team jersey.

overall) in the NFL Draft.

April 23 – Oilers finalize deal to play at Vanderbilt Stadium for the 1998 season.

May 15 – Oilers finalize deal to acquire land in MetroCenter for a permanent practice facility to be finished in the summer of 1999.

May 28 – Oilers reach agreement with Tennessee State University to hold the Oilers 1998 Training Camp on TSU's campus. It marks the first time in club history that the Oilers have had consecutive training camps outside the state of Texas.

July 29 – Owner K.S. "Bud" Adams, Jr., listens to the Tennessee fans and announces that he will change the name of the team. An advisory council is later formed to research names and a "Guess the Name" contest is introduced to fans to gain additional feedback.

Oct. 18 – Oilers win first home game in Nashville, a 44-14 victory over Cincinnati.

Oct. 29 – Former Oiler and nine-time Pro Bowl Guard Mike Munchak is announced among 76 nominees for the Pro Football Hall of Fame.

Sept. 12 – Oilers play first regular season home game in Nashville vs. San Diego Chargers.

Nov. 4 – First Oilers coach, Lou Rymkus, passes away at 78.

Nov. 14 – Oilers owner K.S. "Bud" Adams, Jr., announces that the Oilers will become the "Tennessee Titans" beginning in 1999. "We wanted a new nickname to reflect strength, leadership and other heroic qualities," Adams said.

Dec. 22 – Oilers owner K.S. "Bud" Adams, Jr., unveils new Tennessee Titans logo and colors, featuring the fire of the Titans and exemplifying power, strength, knowledge and excellence. "I feel we have developed a logo that fans throughout the state of Tennessee and around the country will embrace for years to come," Adams said.

Dec. 26 – Oilers era comes to end against Minnesota Vikings.

1999

January 1 – G Bruce Matthews and P Craig Hentrich earn All-Pro honors.

February 8 – G Bruce Matthews, P Craig Hentrich, RB Eddie George & TE Frank Wycheck represent AFC in Pro Bowl.

February 26 – Steve Walters (WR's) and Jim Washburn (DL) added to coaching staff.

April 13 – Titans unveil new uniforms and helmets before packed crowd at the new stadium.

April 17 – Titans make Florida DE Jevon Kearse their first selection in the 1999 NFL Draft.

May 3 – Veteran players tour stadium and practice facility. Mr. Adams presents pair of tickets to each stadium worker in appreciation of their hard work.

May 3 – George Henshaw promoted to Assistant Head Coach/Running game. Jim Schwartz added to staff as Defensive Assistant/Quality Control Coach.

May 8 – Final auditions determine first ever Titans cheerleading squad.

May 13 – 11-time Pro Bowl offensive lineman Bruce Matthews re-signs with team.

May 14 – Stadium lights turned on for 100-hour test.

May 17 – Titans announce that 1999 training camp will be held at Baptist



Eddie George, Frank Wycheck, Craig Hentrich and Blaine Bishop model the Titans' new uniforms in 1999.

HISTORICAL HIGHLIGHTS

HOME SWEET HOME

The newly-named Tennessee Titans opened their new stadium, Adelphia Coliseum (eventually to be named Nissan Stadium) with the regular season opener on Sept. 12, 1999 against the Cincinnati Bengals. The back and forth game would end with the Titans hanging on for a 36-35 win. The win would start a historic streak of 12 consecutive wins to open the new stadium. The 12 consecutive wins were the most in the modern era for a new stadium (Texas Stadium, 9 wins in 1971) and one short of the all-time record by the Buffalo Americans in 1920. The Titans first loss in their new home would come against the Baltimore Ravens on Nov. 12, 2000. The winning streak actually began in the spring of 1998, when a devastating tornado ripped through Nashville, but only gave a glancing blow to the under construction stadium and sparing it from destruction.

Sports Park in Bellevue.

May 18 – Stadium sod is laid down.

July 8 – Adelphia Coliseum name and logo are unveiled at a downtown ceremony.

July 23 – Titans name former Minnesota Senior Vice President Jeff Diamond President and Chief Operating Officer, and agree to terms with former Pittsburgh Pro Bowl quarterback Neil O'Donnell.

July 27 – The Titans sign their first-round draft selection, Florida DE Jevon Kearse, to a multi-year contract.

August 15 – The Tennessee franchise plays its first preseason game under the name Titans, a 22-20 loss at Kansas City. The game is the first in franchise history played in a uniform other than the Oilers.

August 27 – Titans defeat Atlanta, 17-3, in the first preseason game at Adelphia Coliseum.

September 2 – Owner K.S. "Bud" Adams, Jr. and his wife, Nancy, announce the creation of the Tennessee Titans Foundation, an organization established to serve the charitable interests of the state of Tennessee by providing financial support and other resources to non-profit organizations, enriching and strengthening communities throughout the state. Adams donates \$500,000 to start the foundation.



Faith Hill sings at inaugural game of the new stadium.

September 5 – Cornerback Darryll Lewis, the team leader in interceptions in each of the past five seasons, is released.

September 12 – Al Del Greco kicks a 33-yard field goal to lift the Titans to a 36-35 win over Cincinnati in the first regular season game and victory at Adelphia Coliseum. The win, in front of 65,272 fans, is the team's first as the Titans, and quarterback Steve McNair passes for a career-high 341 yards in the victory.

September 26 – The team wins its first road contest as the Titans, a 20-19 victory at Jacksonville sealed by a Samari Rolle interception in the end zone with under a minute remaining.

October 31 – Steve McNair returns after missing five games because of a back injury to lead the Titans to defeat the previously-unbeaten St. Louis Rams, 24-21 at Adelphia Coliseum. McNair is named Miller Lite NFL Player of the Week for his performance in the victory.

December 19 – Tennessee clinches the franchise's first playoff berth since 1993 with a 30-17 win over Atlanta at Adelphia Coliseum.

December 22 – G Bruce Matthews, RB Eddie George, DE Jevon Kearse and TE Frank Wycheck are named to the AFC team for the Pro Bowl. Matthews extends his franchise records for consecutive and overall selections (12), and Kearse becomes the first rookie defensive end

selected to the Pro Bowl in AFC history and the first in the NFL since 1978. **December 26** – Tennessee defeats Jacksonville for the fourth consecutive time, a 41-14 victory in which Steve McNair throws five touchdown passes. McNair earns his first AFC Offensive Player of the Week and his second Miller Lite NFL Player of the Week honor this season for his efforts. The win completes the first unbeaten home regular season in club history.

2000

January 8 – In a play known as the "Music City Miracle," Kevin Dyson returns a Frank Wycheck lateral on a kickoff return 75 yards for a touchdown, lifting the Titans to a 22-16 victory in the AFC Wild Card playoff game over the Buffalo Bills. The improbable play, which occurred with just 16 seconds remaining in the game, gives the franchise its first playoff win in Tennessee in addition to its first since 1993.

January 16 – Eddie George rushes for 162 yards, including a 68-yard touchdown run, as the Titans defeat the Indianapolis Colts, 19-16, in an AFC Divisional Playoff game at the RCA Dome.

January 23 – The Titans beat Jacksonville for the third time of the season and fifth consecutive time, using 23 second-half points en route to a 33-14 win at Alltel Stadium in Jacksonville. Steve McNair runs for two touchdowns and Derrick Mason returns a kickoff 80 yards in the win. The win sends Tennessee to its first Super Bowl in franchise history and its first AFC/AFL Championship since 1961.

January 30 – The Titans fall short in their quest to win Super Bowl XXXIV, as Kevin Dyson is stopped one yard short of the end zone on the final play of the game in a 23-16 St. Louis Rams victory.



Kevin Dyson races down the sideline in the Music City Miracle.



The Titans battle the Rams at Super Bowl XXXIV in Atlanta.

February 16 – The Titans sign unrestricted free agents LB Randall Godfrey (Dallas) and T Fred Miller (St. Louis).

March 7 – Mike Heimerdinger is named offensive coordinator, replacing Les Steckel.

March 13 – Craig Johnson (quality control/offense) and Ronnie Vinklerak (quality control/defense) are added to the coaching staff, while Jim Schwartz is promoted to linebackers coach.

June 15 – The Titans extend the contract of Head Coach Jeff Fisher and expand his title to Executive Vice President.

July 19 – The Titans extend the contract of RB Eddie George.

August 14 – The Titans host Monday Night Football for the first time since moving to Tennessee. A sell-out crowd of 68,072 at Adelphia Coliseum watch the Titans defeat St. Louis, 30-3, in a preseason Super Bowl XXXIV rematch.

October 16 – The Titans host their first regular season Monday Night Football game at Adelphia Coliseum, a 27-13 victory over the Jacksonville Jaguars.

November 12 – Tennessee's NFL record of 12 consecutive victories to

HISTORICAL HIGHLIGHTS

open a new stadium ends in a 24-23 loss to the Baltimore Ravens.

December 14 – S Blaine Bishop, RB Eddie George, T Brad Hopkins, DE Jevon Kearse, KR Derrick Mason, G Bruce Matthews, CB Samari Rolle and TE Frank Wycheck are named to the AFC team for the Pro Bowl. QB Steve McNair is added as an alternate, giving the Titans nine players on the Pro Bowl roster, the most for the franchise since nine players were selected in 1992.

December 17 – At Cleveland, Bruce Matthews passes brother Clay on NFL games played list at 279 games. Both are honored in pre-game ceremony.

December 25 – The Titans clinch the AFC Central Division Championship with a 31-0 victory against the Dallas Cowboys, earning a 13-3 record for the second-consecutive season and home-field advantage throughout the playoffs. The defensive unit finishes the season ranked first overall in the NFL.

2001

January 7 – Baltimore defeats the Titans, 24-10, in an AFC Divisional Playoff game at Adelphia Coliseum.

February 1 – Defensive coordinator Gregg Williams is hired as head coach of the Buffalo Bills.

February 2 – Jim Schwartz is promoted to defensive coordinator.

February 6 – Gunther Cunningham, former Kansas City Chiefs head coach, is named assistant head coach defense/linebackers.

February 22 – Everett Withers is named defensive backs coach.

March 2 – The Titans re-sign unrestricted free agent WR/KR Derrick Mason, who set an NFL record in 2000 with 2,690 all-purpose yards.

March 7 – The Titans agree to terms with unrestricted free agent K Joe Nedney from the Carolina Panthers.

March 8 – Former Pro Bowl safety Chuck Cecil is hired as defensive quality control coach.

March 28 – The Titans agree to trade their first pick (29th overall) in the 2001 NFL Draft to the St. Louis Rams for defensive end Kevin Carter.

April 21 – The Titans select DB Andre Dyson with their first selection (2nd round/60th overall) in the 2001 NFL Draft.

May 22 – The NFL announces its plans to realign divisions beginning in 2002, placing the Titans in the new AFC South with the Jacksonville Jaguars, Indianapolis Colts and expansion Houston Texans.

August 4 – Mike Munchak, Titans offensive line coach and former Houston Oilers guard, is inducted in the Pro Football Hall of Fame after being selected for enshrinement on Jan. 27.

September 25 – Former Nashville Kats (Arena Football League) Head Coach Pat Sperduto is hired as director of arena football league operations.

October 7 – Starting at center in Baltimore, Bruce Matthews plays in his 283rd NFL game and surpasses Jim Marshall for first place on league's all-time list for games played among non-kickers.

December 30 – Eddie George records a season-high 130 yards rushing against Cleveland, marking the 30th 100-yard game of his career. Additionally, George becomes the first RB in franchise history to post 200 career pass receptions.

2002

January 2 – Bruce Matthews is named to his 14th consecutive Pro Bowl, tying him with Merlin Olsen for the most Pro Bowl selections in league history. Jevon Kearse also is selected for the third consecutive year.

April 5 – The team begins its fifth annual Tennessee Titans Caravan. With 16 players plus staff participating, Titans Caravan V goes on to make 64 stops, including 27 schools, in Tennessee, Kentucky and Alabama over a two-week period.

April 20 – The Titans select DT Albert Haynesworth with their first pick (15th overall) in the 2002 NFL Draft.

April 30 – Titans owner K.S. "Bud" Adams announces that he has purchased an expansion Arena Football League team that will begin play in Nashville in 2004. The team will keep the name of the previous AFL team that played in Nashville, the Nashville Kats.

May 15 – The Titans reach an agreement with Citadel Communications to move the Titans' flagship radio station to Nashville's 103 WKDF (103.3 FM).

May 30 – Craig Johnson is promoted to quarterbacks coach. Ned James

is hired as offensive assistant.

June 4 – The Titans reach a tentative agreement with Adelphia Business Solutions to have Adelphia's name removed from the coliseum, pending court approval.

July 15 – Offensive lineman Bruce Matthews officially announces his NFL retirement from the offices of Titans owner K.S. "Bud" Adams, Jr., in Houston, Texas

September 7 – Titans owner Bud Adams unveils his team's PSL Founder's Club display at Coliseum.

December 1 – RB Eddie George becomes franchise's all-time leading rusher, passing Earl Campbell, in victory at New York Giants.

December 8 – Former Titans/Oilers offensive lineman Bruce Matthews is inducted into Titans' Hall of Fame and has his jersey retired during special halftime ceremony during Colts game.

December 22 – Titans clinch inaugural AFC South Division with 28-10 victory at Jacksonville.

December 29 – Titans go undefeated in inaugural AFC South division with 13-3 victory at Houston, securing a first-round bye in playoffs. The Titans become NFL's third team to advance to playoffs after starting their season 1-4.

2003

January 1 – QB Steve McNair finishes third in league MVP voting behind Rich Gannon and Brett Favre.

January 11 – Titans defeat Steelers 34-31 in bruising AFC Divisional Playoff Game.

January 19 – Titans play in franchise's fourth AFC Championship Game, but fall short at Oakland, 41-24.

January 25 – Former Houston Oilers DE Elvin Bethea named to the Pro Football Hall of Fame's 2003 class.

February 3 – Head coach Jeff Fisher coaches the AFC to a 45-20 victory in Pro Bowl.

February 7 – Titans president Jeff Diamond signs a new one-year contract.

April 26 – Titans select CB Andre Woolfolk with their first pick (28th overall) in the 2003 NFL Draft.

June 25 – Head coach Jeff Fisher agrees to terms on a long-term contract extension.

December 7 – Frank Wycheck becomes the fourth tight end in NFL history to record 500 career receptions in Tennessee's 29-27 loss at home to Indianapolis.

December 7 – WR Derrick Mason catches six passes for 64 yards at home vs. Indianapolis to record his third consecutive 1,000-yard receiving season.

December 18 – The NFL announces that four Titans are going to the 2004 Pro Bowl – QB Steve McNair (named the starter), along with LB Keith Bulluck, WR Derrick Mason, and P Craig Hentrich. OT Brad Hopkins would later be named to the Pro Bowl as a reserve.

December 21 – QB Steve McNair leads a miraculous comeback at Houston, throwing the game-winning touchdown to Drew Bennett with 17 seconds left in Tennessee's 27-24 victory on the road. In the process, McNair surpasses 3,000 passing yards for the season, joining Warren Moon as only the second QB in franchise history to do so four times.

December 28 – Recently re-signed QB Neil O'Donnell starts following injuries to Steve McNair and Billy Volek. He threw for 232 yards and a pair of touchdowns in Tennessee's season-ending 33-13 victory over the defending Super Bowl Champion Tampa Bay Buccaneers. It marked O'Donnell's last NFL game as he would announce his retirement following the season. Eddie George becomes the 17th running back in NFL history to record 10,000 rushing yards in the team's victory over the Bucs. George rushes for 87 yards to push him over the 1,000-yard rushing mark for the seventh time in his eight NFL seasons. It marked the final regular season game and the final home game for George as a Titan.



Joe Nedney's field goal beats Steelers.

HISTORICAL HIGHLIGHTS



Eddie George salutes the fans following his final home game as a Titan.

2004

January 2 – QB Steve McNair named NFL's co-MVP along with Colts QB Peyton Manning. Each player receives 16 votes from a national panel of 50 journalists.

January 3 – Titans defeat Ravens 20-17 in AFC Wild Card Playoff Game in Baltimore.

January 10 – Titans fall at New England in AFC Divisional Playoff Game, the coldest playoff game in franchise history (four degrees, minus 10 wind chill).

January 11 – K Gary Anderson, the NFL's all-time leading scorer (2,346 points), announces his retirement after 22 seasons.

January 20 – Titans owner K.S. "Bud" Adams re-assumes team president role after Jeff Diamond's contract expires.

January 23 – TE Frank Wycheck announces his retirement from the NFL after 11 seasons in the league.

April 24 – Titans select a league-high 13 players in the 2004 NFL Draft, including three players in the second round (the team traded its first-round pick) – TE Ben Troupe, DE Travis LaBoy and DE Antwan Odom.

July 22 – Titans release RB Eddie George.

September 11 – The Titans season opener at Miami is played on Saturday instead of Sunday due to impending Hurricane Ivan. Titans running back Chris Brown rushes for 100 yards in his first NFL start en route to the team's 17-7 victory.

October 11 – On Monday Night Football, Steve McNair quarterbacks the Titans to a 48-27 victory over Green Bay to give him 71 career wins as a starter, surpassing Warren Moon's previous franchise record of 70 victories. The 48 points set a Lambeau Field record for a visiting team. Also in the game, running back Chris Brown carries 27 times for 148 yards and two touchdowns, joining Stump Mitchell (St. Louis Cardinals) and Don Calhoun (New England Patriots) to become the third player in NFL history to gain 100 or more rushing yards in four of his first five NFL starts.

December 13 – Running back Chris Brown totals 91 yards against Kansas City to become the franchise's eighth player to eclipse 1,000 season rushing yards. He finishes the season with 1,067 yards on 220 carries.

December 19 – Titans quarterback Billy Volek becomes fourth quarterback in NFL history to pass for 400 or more yards in two consecutive games after passing for 426 yards against Kansas City (12/13) and 492 yards at Oakland (12/19). The 918-yard total is the second-best two-game total in NFL history behind Phil Simms' record of 945 yards (1985).

2005

January 28 – The Arena Football League's Nashville Kats begin play under owner K.S. "Bud" Adams, Jr., winning 47-38 at the Columbus Destroyers.

February 9 – University of Southern California assistant Norm Chow is hired as Titans offensive coordinator after a 32-year career in college football.



Steve McNair is named NFL co-MVP at the conclusion of the 2003 season.

February 21 – Titans part ways with six veterans – K Joe Nedney, DE Kevin Carter, CB Samari Rolle, RB/FB Robert Holcombe, T Fred Miller and WR Derrick Mason – due to salary cap concerns.

April 23 – Titans select West Virginia cornerback Adam "Pacman" Jones with the sixth overall pick in the 2005 NFL Draft.

May 6 – Titans owner K.S. "Bud" Adams, Jr. pledges \$600,000 over three years for scholarship program that provides money for college for one student-athlete from every high school in Tennessee.

September 6 – Through his foundation, quarterback Steve McNair organizes a relief drive for victims of Hurricane Katrina. Titans fans respond in droves, arriving at LP Field to fill over 20 tractor trailers worth of goods to be sent to the Gulf Coast region.

September 18 – Titans General Manager Floyd Reese becomes the first GM in team history to record 100 wins as the Titans defeat the Ravens by a score of 25-10.

October 9 – Head Coach Jeff Fisher becomes the 34th coach in NFL history and the first in franchise history to notch 100 wins as the Titans win at Houston by a score of 34-20. Also in the game, quarterback Steve McNair became the 49th player in NFL history and second player in franchise history to reach 25,000 career passing yards.

2006

February 12 – Titans defensive end Kyle Vanden Bosch plays in his first career Pro Bowl. In his first season with the Titans, Vanden Bosch finished fourth in the NFL with 12.5 sacks, the most by a team member since 1999.

February 24 – K.S. "Bud" Adams, Jr. is inducted into the Tennessee Sports Hall of Fame.

March 13-15 – After a delay to the start of the NFL year due to collective bargaining talks between the league and the NFL Players Association, the Titans strike quickly in the initial days of free agency. They agree to terms with four veteran unrestricted free agents – linebacker David Thornton (Indianapolis), wide receiver David Givens (New England), center Kevin Mawae (N.Y. Jets) and safety Chris Hope (Pittsburgh) – within a three day span.

April 29 – Titans select quarterback Vince Young out of the University of Texas with the third overall pick in the 2006 NFL Draft.

June 6 – Titans and Louisiana Pacific Corporation reach an agreement on a new naming rights sponsorship that calls for the team's home stadium to be named LP Field. LP obtains the naming rights for 10 years.

June 9 – Titans trade quarterback Steve McNair to the Baltimore Ravens in exchange for a fourth-round draft choice in 2007.

June 14 – Offensive tackle Brad Hopkins announces his retirement from the NFL. Hopkins retires after playing in 194 games, the third-most in franchise history at the time (Matthews, Bethea). His 188 starts were the second-most in team history for an offensive lineman (Matthews).

July 29 – Titans sign first-round pick, QB Vince Young.

August 26 – Steve Underwood promoted to Senior Executive Vice President/Chief Operating Officer.

September 3 – Titans bring back Robaire Smith after the defensive tackle was waived by Houston.

August 5 – Former Houston Oilers QB Warren Moon is inducted into the Pro Football Hall of Fame.

November 26 – Trailing 21-0 entering the fourth quarter, Vince Young leads the Titans to 24 unanswered points, posting the largest comeback by a rookie QB in NFL history. Rob Bironas' 49-yard field goal caps the stunning victory over the Giants at LP Field.

December 3 – Rob Bironas kicks franchise-long 60-yard field goal to beat the Colts, 20-17, at LP Field. The 60-yarder tied Steve Cox and Morten Andersen for the fourth-longest field goal in NFL history.

December 10 – Vince Young returns to his hometown and runs for a 39-yard touchdown in overtime to defeat the Texans, 26-20, at Reliant Stadium.

December 31 – Titans exercise 2007 option on head coach Jeff Fisher's contract.

2007

January 3 – Vince Young named the Associated Press Offensive Rookie of the Year.

HISTORICAL HIGHLIGHTS

January 5 – After 13 seasons at the helm, Floyd Reese resigns as general manager of the Titans.

February 1 – Vince Young named Diet Pepsi NFL Rookie of the Year.

February 3 – Former offensive lineman Bruce Matthews becomes the first franchise player that wore the Titans uniform to be voted into the Pro Football Hall of Fame.

February 10 – Vince Young becomes the first rookie quarterback in NFL history to play in the Pro Bowl.

February 12 – Titans name former Oilers safety Mike Reinfeldt the team's new General Manager.

February 28 – Vincent Marino hired from NFL office as Senior Director of Football Administration.

April 10 – NFL suspends Adam "Pacman" Jones for 2007 season.

April 23 – Titans hire Lake Dawson as Director of Pro Personnel.

April 28 – Titans select Texas DB Michael Griffin with the 19th overall pick in the NFL Draft.

May 3 – Titans announce they will conduct 2007 training camp at Baptist Sports Park.

August 4 – Bruce Matthews inducted into Pro Football Hall of Fame.

August 4 – NFL Commissioner Roger Goodell visits Titans training camp.

September 24 – Keith Bulluck intercepts a career-high three passes as the Titans cruise to a 31-14 victory at New Orleans on Monday Night Football.

October 21 – Rob Bironas kicks an NFL-record eight field goals, including a game-winning 29-yarder, as the Titans defeat the Houston Texans 38-36 at Reliant Stadium.

December 30 – Titans win last three regular season games, including a 16-10 victory at Indianapolis in the season finale to clinch the AFC's final playoff spot and the team's first postseason berth since 2003.

2008

January 6 – Vince Young becomes the youngest quarterback in franchise history to start in playoffs as the Titans fall 17-6 at San Diego in an AFC Wild Card game.

January 15 – Titans release offensive coordinator Norm Chow of his duties.

January 17 – Titans hire Mike Heimerdinger as offensive coordinator.

February 10 – Albert Haynesworth, Kyle Vanden Bosch and Rob Bironas play in Pro Bowl.

February 20 – Titans use franchise tag on DT Albert Haynesworth.

February 27 – Titans agree to terms with WR Justin Gage to long-term contract.

March 6 – Titans sign former Eagles DE Jevon Kearse as unrestricted free agent.

March 12 – Titans sign former Jets WR Justin McCareins as an unrestricted free agent.

March 27 – Veteran guard Benji Olson announces retirement after 10 NFL seasons.

April 5 – Titans unveil new logo to celebrate team's 10th anniversary.

April 17 – Titans hold press conference honoring retirement of former franchise QB Steve McNair.

April 26 – Titans select East Carolina RB Chris Johnson with first pick (24th overall) in NFL Draft.

April 26 – Titans trade CB Pacman Jones to Dallas Cowboys for fourth-round draft pick and additional considerations (resulted in 4th-round pick in 2009 from Titans to Cowboys).

July 25 – The Titans reach a one-year contract agreement with franchised free agent defensive tackle Albert Haynesworth.

September 7 – On the same day Titans owner K.S. "Bud" Adams, Jr. is added to the Titans/Oilers Hall of Fame, he unveils a Titans/Oilers Ring of Honor at LP Field during the season opener against Jacksonville. The initial members of the Ring of Honor include Adams, Elvin Bethea, George Blanda, Earl Campbell, Mike Holovak, Ken Houston, Mike Munchak, Jim Norton, Warren Moon and Bruce Matthews.

September 21 – Cornerback Cortland Finnegan sets a club record with a 99-yard INT return for a TD in a win against the Houston Texans.

September 28 – A 30-17 victory over the Minnesota Vikings at LP Field gives the Titans four consecutive wins to open the season for the first time in franchise history.

October 19 – In a 34-10 victory at Kansas City, the Titans set a franchise rushing record with 332 rushing yards, including 168 yards by Chris Johnson and 149 yards by LenDale White.

October 27 – At halftime of a Monday night game against the Colts at LP Field, the Titans induct Steve McNair, Eddie George and Frank Wycheck to the Titans/Oilers Hall of Fame and the Ring of Honor.

November 2 – On a day in which the Titans win in overtime against the Green Bay Packers, the club celebrates its 100th consecutive sellout at LP Field, including every preseason, regular season and playoff game from the time the stadium opened in 1999.

November 16 – With a 24-14 win at Jacksonville, the Titans win their 10th consecutive game to open the 2008 season and their 13th consecutive regular season game dating back to the last three regular season games of 2007.

November 27 – At Detroit on Thanksgiving, the Titans defeat the Lions 47-10, the team's seventh-highest margin of victory of all-time and Detroit's highest margin of defeat on Thanksgiving.

December 7 – The Titans clinch the AFC South title with a 28-9 victory over the Cleveland Browns at LP Field. It is the ninth division crown in club history.

December 16 – Six Titans are selected to the Pro Bowl – center Kevin Mawae, left tackle Michael Roos, running back Chris Johnson, defensive tackle Albert Haynesworth, safety Chris Hope and cornerback Cortland Finnegan. Additionally, quarterback Kerry Collins and safety Michael Griffin are named to the roster at a later date as alternates.

December 31 – The Titans defeat the Pittsburgh Steelers 31-14 to secure home-field advantage throughout the AFC Playoffs and tie the franchise record for most regular season wins (13).

2009

February 1 – Nancy Adams, co-owner, vice chairman of the board and wife of K.S. "Bud" Adams, Jr., passes away in Houston at the age of 84.

February 12 – Chuck Cecil is elevated from secondary coach to defensive coordinator, replacing Jim Schwartz, who was hired as head coach by the Detroit Lions.

February 27 – The Titans re-sign unrestricted free agent quarterback Kerry Collins.

April 1 – The Titans unveil a new logo to celebrate the club's 50th season, incorporating the Oilers' oil derrick logo with the fireball logo and the number 50.

March 2 – The Titans sign unrestricted free agent wide receiver Nate Washington from the Pittsburgh Steelers.

April 25 – The Titans select Rutgers WR Kenny Britt with the 24th overall selection in the 2009 NFL Draft, the first of 11 Titans draft choices.

July 4 – Former Titans quarterback Steve McNair is shot and killed in Nashville.

July 8-9 – The Titans open LP Field to the public for fans to pay their respects to Steve McNair. On July 9, a memorial service is held at Mt. Zion Baptist Church in Whites Creek, Tenn.

July 11 – After a funeral service at Reed Green Coliseum in Hattiesburg, Miss., Steve McNair's body is laid to rest at Griffith Cemetery, approximately 20 miles from his home in Mt. Olive, Miss.

August 3 – The Titans celebrate the 50th anniversary (Aug. 3, 1959) of K.S. "Bud" Adams, Jr.'s announcement of Houston's entry in the American Football League.

August 6 – The Titans announce that they will wear a "9" helmet sticker during the season to honor the late Steve McNair. The sticker appears on the back of the helmet and remains in place throughout the entire 2009 season.

August 9 – In a 21-18 Hall of Fame Game victory over the Buffalo Bills in Canton, Ohio, the Titans debut their 50th anniversary "legacy" uniforms.



Jevon Kearse celebrates the Titans' 10-0 start in 2008.

HISTORICAL HIGHLIGHTS

They wear the uniforms a total of four times in 2009.

September 10 – The Titans open the season with a 13-10 overtime loss at Pittsburgh in the NFL's Thursday night season opener.

October 18 – The Titans suffer the worst loss in franchise history at New England, losing 59-0 in their sixth consecutive loss to open the season. After a bye the next week, they win five consecutive games and finish at 8-8, becoming the only team in NFL history to win more than six games after starting the season at 0-6.

November 1 – At LP Field, Chris Johnson rushes for 228 yards in a victory over the Jacksonville Jaguars to set a new franchise single-game rushing record.

November 29 – Quarterback Vince Young leads a 99-yard drive in the final minutes of a game against the Arizona Cardinals to give the Titans a 20-17 win at LP Field. Young connects with rookie wide receiver Kenny Britt on a 10-yard touchdown pass as time expires.

2010

January 3 – With a 134-yard rushing performance in the season finale at Seattle, running back Chris Johnson becomes the sixth player in NFL history to reach 2,000 rushing yards in a season. Totaling 2,006 yards on 358 carries, he joined Eric Dickerson, Jamal Lewis, Barry Sanders, Terrell Davis and O.J. Simpson as the only players to accomplish the feat. He also set a new team single-season rushing record (Earl Campbell), and he became the NFL's new single-season leader in total yards from scrimmage (2,509), surpassing Marshall Faulk's former record. The Titans defeat the Seahawks 17-13.



Johnson poses with offensive players and coaches after becoming just the sixth player in NFL history to reach 2,000 yards rushing in a season.

January 13 – Running back Chris Johnson is named Associated Press NFL Offensive Player of the Year.

February 18 – The Titans' all-time leading punter, Craig Hentrich, announces his NFL retirement.

April 22 – The Titans select Georgia Tech defensive end Derrick Morgan with the 16th overall pick in the NFL Draft.

October 24 – The Titans open the season with a 5-2 start after defeating the Philadelphia Eagles 37-19. Wide receiver Kenny Britt amasses the fifth-most receiving yards in franchise history with 225 yards on a career-high seven receptions with three touchdowns.

November 21 – Marc Mariani returns a punt 87 yards for a touchdown against Washington becoming just the second Titans/Oilers player to record a punt return and a kickoff return for touchdowns in the same regular season.

2011

January 21 – The Titans release defensive coordinator Chuck Cecil of his duties.

January 28 – The Titans and head coach Jeff Fisher agree to part ways.

February 7 – The Titans name Mike Munchak the 16th head coach in franchise history.

February 8 – The Titans release offensive coordinator Mike Heimerdinger of his duties.

February 12 – The Titans hire Jerry Gray as defensive coordinator.

February 15 – The Titans hire Chris Palmer as offensive coordinator.

March 4 – The Collective Bargaining Agreement between the NFL and the Players Association expires.

March 11 – NFL players are locked out of team facilities due to the collective bargaining stalemate between the clubs and NFL Players Association.

April 28 – The Titans select Washington quarterback Jake Locker with the eighth overall pick in the NFL Draft.

July 25 – The lockout ends after a new CBA is reached.

July 28 – The Titans terminate quarterback Vince Young's contract.

July 29 – On the day players report to training camp, the Titans sign unrestricted free agent quarterback Matt Hasselbeck. In total, within a week of the lockout ending, the Titans sign contracts with nine draft choices, 14 rookie free agents, three restricted free agents and eight unrestricted free agents.

September 1 – The Titans and Chris Johnson agree to terms on a new, multi-year contract, ending the running back's holdout.

September 18 – Mike Munchak notches his first victory as a head coach as the Titans defeat the Baltimore Ravens 26-13 at LP Field.

October 19 – The Titans and Nashville Mayor Karl Dean announce proposed renovation plans for LP Field, including much larger and sharper video screens, a greatly enhanced sound system, elevators to provide service for upper deck seat holders, and general improvements to LP Field infrastructure. The team announces that the improvements would not require new revenues, but instead will be covered by user fees already being collected.

December 7 – Metro Council approves a bond issuance of up to \$28 million to finance renovations at LP Field.

2012

January 1 – With a 23-22 victory in the season finale at Houston, the franchise records its 400th all-time win in the regular season and playoffs, all under the ownership of K.S. "Bud" Adams, Jr. In the victory, Matt Hasselbeck eclipses 3,500 passing yards on the season and Nate Washington reaches the 1,000-yard receiving mark. Additionally, Chris Johnson records 1,000 rushing yards for the fourth consecutive season.

January 18 – The Titans elevate Mike Reinfeldt to senior executive vice president/chief operating officer and Ruston Webster to executive vice president/general manager. Lake Dawson is promoted to vice president of player personnel.

February 4 – Titans Owner K.S. "Bud" Adams, Jr. is named the first winner of the NFL's Salute To Service Award. Adams is recognized at the NFL Honors event for his outstanding efforts in supporting U.S. service members and veterans.

March 5 – The Titans use the franchise tag on safety Michael Griffin, who was scheduled to become an unrestricted free agent on March 13.

April 26 – The Titans select Baylor wide receiver Kendall Wright with the 20th overall pick in the 2012 NFL Draft.

June 19 – The Titans reach an agreement with franchise player Michael Griffin on a long-term contract.

July 30 – Wide receiver O.J. Murdock is found dead in Tampa, Fla., of a self-inflicted wound.

August 3 – Former Titans linebacker Keith Bulluck announces his retirement from the NFL during a press conference at Baptist Sports Park.

September 9 – Quarterback Jake Locker records his first career NFL start, as the Titans fall to the Patriots 34-13 in the season opener.

September 23 – In a 44-41 overtime victory over the Detroit Lions, the Titans become the first team in NFL history to score five touchdowns of 60 yards or longer in a game, reaching the end zone on a punt return by Tommie Campbell, a kickoff return by Darius Reynaud, a fumble return by Alterraun Verner and touchdown receptions by Jared Cook and Nate Washington. Locker passes for 378 yards in his first career win as a starter.

November 26 – The Titans dismiss offensive coordinator Chris Palmer and name quarterbacks coach Dowell Loggains as the new offensive coordinator.

December 17 – In a 14-10 victory over the New York Jets on *Monday Night Football*, Chris Johnson sets a franchise record with a 94-yard touchdown run.

HISTORICAL HIGHLIGHTS

December 30 – The Titans defeat the Jacksonville Jaguars 38-20 and become the first team in NFL history with two punt return touchdowns (both by Darius Reynaud) and two interception return touchdowns (both by Zach Brown) in the same game. They also become only the second team in NFL history with four total return touchdowns in a game.

December 31 – Mike Reinfeldt is dismissed as senior executive vice president/chief operating officer.

2013

February 2 – Former Oilers defensive tackle Curley Culp is selected for enshrinement in the Pro Football Hall of Fame.

February 7 – The Titans add Gregg Williams to the coaching staff as senior assistant/defense.

March 14 – The Titans sign tight end Delanie Walker as an unrestricted free agent from the San Francisco 49ers.

April 1 – Former Oilers head coach Jack Pardee passes away.

April 25 – The Titans select Alabama guard Chance Warmack with the 10th overall pick in the 2013 NFL Draft.

July 11 – Titans team headquarters is renamed Saint Thomas Sports Park after Saint Thomas Hospital announces it is renaming its Baptist Hospital properties.

October 18 – Former Oilers head coach Bum Phillips passes away.

October 21 – At his home in Houston, Titans Founder, Owner, Chariman of the Board, President and CEO K.S. "Bud" Adams, Jr. passes away from natural causes at the age of 90. Called a "pioneer and innovator" by NFL Commissioner Roger Goodell upon his death, Adams was in his 54th year leading the organization.

October 28 – K.S. "Bud" Adams, Jr. is entombed at Forest Park Westheimer Cemetery in Houston.

October 29 – The Titans announce Tommy Smith will be team president and chief executive officer; Susie Adams Smith and Amy Adams Hunt will serve as co-chairpersons; and Kenneth Adams IV will join the Titans board as a director.

2014

January 4 – The Titans and head coach Mike Munchak agree to part ways.

January 13 – San Diego Chargers offensive coordinator and former Arizona Cardinals head coach Ken Whisenhunt is hired as the 17th head coach in Titans/Oilers history.

April 4 – The Titans release running back Chris Johnson.

May 8 – The Titans select Michigan tackle Taylor Lewan with the 11th overall pick in the 2014 NFL Draft.

2015

March 20 – President and CEO Tommy Smith announces he is retiring from that role. The Titans begin the search process for a new team CEO/president and install Steve Underwood as interim president.

April 30 – The Titans select Oregon quarterback Marcus Mariota with the second overall pick in the 2015 NFL Draft.

June 25 – The Titans and Nissan announce a 20-year agreement to rename the team's home venue Nissan Stadium.

September 1 – Following a bout with cancer, 85-year-old Titans scout C.O. Brocato dies. Brocato spent 40 years with the organization after joining the club in 1975.

September 13 – Quarterback Marcus Mariota makes his regular season debut, completing 13 of 15 passes for 209 yards with four touchdowns and no interceptions (158.3 passer rating). He becomes the second rookie in NFL history to throw four touchdown passes in a season opener, joining Fran Tarkenton (1961).

November 3 – The Titans relieve head coach Ken Whisenhunt of his duties and name assistant head coach/tight ends Mike Mularkey as interim head coach for the remainder of the season.

2016

January 4 – The Titans relieve general manager Ruston Webster of his duties. Steve Underwood is named as the team's president and chief executive officer on a permanent basis, with the interim tag removed from his title.

January 14 – The Titans hire Tampa Bay Buccaneers director of player personnel Jon Robinson as general manager.

January 16 – Mike Mularkey is named as the 18th head coach in franchise history, taking over the role after serving the final nine games of 2015 as the interim head coach.

April 14 – Two weeks prior to the 2016 NFL Draft, the Titans trade the first overall pick to the Los Angeles Rams. The Titans also deal a fourth-round pick and a sixth-round pick in the deal. In exchange, the Titans receive a first-round pick (15th overall), a pair of second-round picks and a third-round pick in 2016, plus the Rams' 2017 first- and third-rounders.

December 20 – Running back DeMarco Murray, tight end Delanie Walker, tackle Taylor Lewan, outside linebacker Brian Orakpo and defensive tackle Jurrell Casey are named to the Pro Bowl, giving the Titans five or more Pro Bowl selections for the first time since 2008.

2017

January 5 – Jon Robinson is promoted to executive vice president/general manager.

April 27 – The Titans select wide receiver Corey Davis (fifth overall) and cornerback Adoree' Jackson (18th overall) in the first round of the 2017 NFL Draft, marking the first time the team makes two picks in the first round since 1987.

December 19 – Defensive tackle Jurrell Casey, punter Brett Kern and tackle Taylor Lewan are named to the Pro Bowl. Safety Kevin Byard, special teamer Brynden Trawick and tight end Delanie Walker are later named to the squad, giving the Titans five or more Pro Bowl selections in consecutive seasons.

December 31 – The Titans clinch their 22nd playoff berth in franchise history with a 15-10 victory over the Jacksonville Jaguars in the regular season finale at Nissan Stadium.

2018

January 6 – The Titans open the NFL postseason with a 22-21 win over the Kansas City Chiefs at Arrowhead Stadium, giving the franchise its first postseason win since Jan. 3, 2004. After the Titans trailed 21-3 at the start of the second half, their victory tied for the second-largest comeback by a road team in NFL playoff history.

January 15 – The Titans and head coach Mike Mularkey agree to part ways.

January 20 – Houston Texans defensive coordinator Mike Vrabel is hired as the 19th head coach in Titans/Oilers history.

February 3 – Former Oilers outside linebacker Robert Brazile is elected to the Pro Football Hall of Fame (inducted Aug. 4, 2018).

April 4 – In downtown Nashville, the Titans unveil new uniforms in front of an estimated audience of 15,000-20,000 fans. The event marked the first significant uniform alterations for the club since 1999.



April 26 – The Titans select Alabama linebacker Rashaan Evans with the 22nd overall pick in the 2018 NFL Draft.

May 23 – In Atlanta at the annual Spring League Meeting, the NFL announces that the 2019 NFL Draft will take place in Nashville.

HISTORICAL HIGHLIGHTS

September 9 – The Titans and Dolphins open the 2018 season with a seven-hour, 10-minute contest, the longest NFL game since the 1970 merger. The game features two separate lightning delays that totaled three hours and 59 minutes.

October 21 – The Titans travel to London to face the Los Angeles Chargers at Wembley Stadium. The contest marks the franchise's first regular season game at an overseas location.

December 6 – Running back Derrick Henry sets a franchise record with 238 rushing yards and ties a franchise mark with four rushing touchdowns, including an NFL-record-tying 99-yard rushing score against Jacksonville.

December 20 – Defensive tackle Jurrell Casey, punter Brett Kern and tackle Taylor Lewan are named to the Pro Bowl.

2019

February 2 – Former Titans center Kevin Mawae is elected to the Pro Football Hall of Fame (inducted Aug. 3, 2019).

April 25-27 – The 2019 NFL Draft is held in downtown Nashville. Nashville shatters a draft record with more than 600,000 fans attending during the three-day event and sets another draft record with more than 47.5 million television viewers. For the city of Nashville, the event generated a record \$133 million in direct spending, a 79 percent increase over the previous draft in Dallas (\$74 million). The economic impact was another record-breaker at \$224 million, also a 79 percent increase over the \$125 million in 2018.



April 25 – The Titans select Mississippi State defensive lineman Jeffery Simmons with the 19th overall pick in the first round of the 2019 NFL Draft.

June 12 – Titans controlling owner Amy Adams Strunk announces that the franchise will retire Steve McNair's No. 9 jersey and Eddie George's No. 27 jersey.

July 30 – Titans controlling owner Amy Adams Strunk announces \$450,000 in grant funding to 10 local non-profit organizations in the spaces of education, African American history and culture, social justice, diversionary and re-entry programs, immigrant outreach and domestic violence and sexual assault. The National Museum of African American Music and the NAACP Freedom Fund each receive \$100,000 grants.

September 15 – During a halftime ceremony in a game against the Indianapolis Colts, the Titans retire Steve McNair's No. 9 jersey and Eddie George's No. 27 jersey.

November 13 – The Titans announce plans to begin a 60,000-square-foot expansion of Saint Thomas Sports Park, nearly doubling the footprint of the team's headquarters in Nashville.

December 13 – The Titans hold a groundbreaking ceremony for the expansion of Saint Thomas Sports Park. Controlling owner Amy Adams Strunk is joined by Tennessee Governor Bill Lee and U.S. Senators Lamar Alexander and Marsha Blackburn.

December 29 – The Titans conclude the 2019 season with a 35-14 victory at Houston. They finish the regular season 9-7 and clinch a wild card playoff berth. Derrick Henry rushes for 211 yards (fifth-most in franchise history) and three touchdowns, and in the process, he captures the 2019 NFL rushing title with 1,540 rushing yards. A.J. Brown's 124 yards in the game

make him the franchise's third 1,000-yard rookie receiver (Bill Groman and Ernest Givins).

2020

January 4 – The Titans defeat the New England Patriots 20-13 in a wild card game. Derrick Henry rushes for 182 yards to set a new franchise postseason record.

January 11 – The Titans defeat the Baltimore Ravens 28-12 in a divisional playoff game. Derrick Henry rushes for 195 yards to establish a franchise postseason record for the second consecutive week.



January 19 – The Titans play at Kansas City in their first AFC Championship Game since Jan. 19, 2003. Their playoff run comes to an end with a 35-24 loss to the Chiefs.

March 4 – The Titans Foundation and controlling owner Amy Adams Strunk announce a donation of \$1 million to The Community Foundation of Middle Tennessee following the devastation of an EF-3 tornado that swept through the region on the night of March 2-3. The NFL Foundation also contributes \$250,000. On March 6, Titans players and staff members volunteer with the cleanup and relief effort in Nashville.

March 15 – A new collective bargaining between the NFL and NFL Players Association is ratified. The agreement runs through the 2030 season.

March 15 – The Titans announce a multi-year contract extension with quarterback Ryan Tannehill.

March 16 – The NFL announces the postponement of all in-person offseason programs in response to the coronavirus pandemic. Teams are later given the option of conducting virtual offseason programs but are prohibited from gathering at team facilities for the duration of the offseason.

March 16 – The Titans place the franchise tag on running back Derrick Henry and later come to terms on a long-term contract agreement.

April 23 – The 2020 NFL Draft is held in a virtual setting with all team personnel and draftees at their own homes due to the COVID-19 pandemic.

May 8 – The Titans elevate Burke Nihill to team president/CEO after Steve Underwood announces his retirement from a full-time role.

June 11 – Titans controlling owner Amy Adams Strunk adds her voice and the voice of the organization to support the peaceful protests calling for equality and denouncing racism in the wake of the death of George Floyd. "Hearts, minds and institutions need to change throughout our country," she says. "Those who face racism need to be heard, and more importantly, understood by those who haven't listened before ... Hearing our players and coaches speak over the last two weeks has been constructive to this vital discussion. I support our players using peaceful protests and their platforms to advance us as a nation. I would encourage those who haven't thought about these issues before to understand the pain, anger and frustration of the black community. Black lives matter. We should all agree on that."

July 25 – The NFL cancels all 2020 preseason contests and modifies all team's training camps because of safety protocols involving the COVID-19 pandemic. However, the 2020 regular season starts as scheduled.

October 13 – The Titans defeat the Buffalo Bills 42-16 at Nissan Stadium in the NFL's second Tuesday game since 1946. Positive COVID-19 test results force the Titans to close their headquarters on Tuesday, Sept. 29,

HISTORICAL HIGHLIGHTS

and reschedule their game with the Pittsburgh Steelers. The facility does not reopen until Saturday, Oct. 10. Following just three days of in-person activities, the Titans take the field against the previously unbeaten Bills and win convincingly. At the time of the Bills game, the Titans had eight players on their reserve/COVID-19 lists, including five from their active/inactive roster. At the outbreak's peak, there were a total of 14 players on the reserve/COVID-19 lists.

December 18 - The Titans and the City of Nashville announce that they are engaged in formal discussions regarding the future of Nissan Stadium. The discussions aim to secure the Titans' future in Nashville and facilitate the creation of a new Nashville neighborhood surrounding the facility.

2021

January 3 - The Titans clinch the AFC South division crown with a 41-38 victory over the Houston Texans after practice squad call-up kicker Sam Sloman bounces a 37-yard field goal attempt off the right upright and through as time expires in regulation. It gives the Titans their first AFC South championship since 2008. In the victory, Derrick Henry captures his second consecutive NFL rushing title after posting a franchise-record 250 rushing yards. He accumulates 2,027 rushing yards on the 2020 season, making him just the eighth player in NFL history to reach the 2,000-yard rushing mark.



February 6 – Running back Derrick Henry is named Associated Press NFL Offensive Player of the Year.

June 6 – The Titans acquire wide receiver Julio Jones in a trade with the Atlanta Falcons. The Titans send a 2022 second-round pick and a conditional 2023 fourth-round selection to Atlanta in exchange for Jones and a 2023 sixth-round pick.

July 14 – Titans controlling owner Amy Adams Strunk announces that the franchise will add O.A. “Bum” Phillips, Jeff Fisher and Floyd Reese to the team’s Ring of Honor during the upcoming season.

SITUATIONAL REGULAR SEASON WIN-LOSS RECORD

VS. AFC TEAMS

Total: 355-383-5
Home: 212-161-1
Away: 143-222-4

VS. AFC SOUTH TEAMS

Total: 57-59-0
Home: 31-27-0
Away: 26-32-0

VS. AFC NORTH/CENTRAL TEAMS

Total: 121-131-1
Home: 65-61-1
Away: 56-70-0

VS. AFC EAST TEAMS

Total: 92-88-2
Home: 55-32-0
Away: 37-56-2

VS. AFC WEST TEAMS

Total: 87-105-2
Home: 59-42-0
Away: 28-63-2

VS. NFC TEAMS

Total: 99-95-1
Home: 51-47-1
Away: 48-48-0

VS. NFC SOUTH TEAMS

Total: 13-7-0
Home: 6-4-0
Away: 7-3-0

VS. NFC NORTH/CENTRAL TEAMS

Total: 35-25-0
Home: 20-11-0
Away: 15-14-0

VS. NFC EAST TEAMS

Total: 28-31-0
Home: 13-16-0
Away: 15-15-0

VS. NFC WEST TEAMS

Total: 23-32-1
Home: 12-16-1
Away: 11-16-0

MONDAY NIGHT FOOTBALL

Total: 25-18-0
Home: 15-9-0
Away: 10-9-0

WEEK AFTER MNF

Total: 21-22-0
Home: 15-8-0
Away: 6-14-0

SUNDAY NIGHT FOOTBALL

Total: 11-11-0 (ESPN 8-6; TNT 2-2; NBC 1-3)
Home: 8-5-0
Away: 3-6-0

TUESDAY FOOTBALL

Total: 1-0-0 (CBS 1-0)
Home: 1-0-0
Away: 0-0-0

THURSDAY NIGHT FOOTBALL

Total: 6-10-0 (ABC 2-0; ESPN 1-1; TNT 0-1; NBC 0-2*; NFLN 3-7*^; FOX 1-1^; Amazon 1-1^)
Home: 6-4-0
Away: 0-6-0
*11/16/17 at Pittsburgh was broadcasted on both NBC and NFLN.
^12/6/18 vs. Jacksonville and 11/12/20 vs. Indianapolis were broadcasted on NFLN, FOX and Amazon.

FRIDAY FOOTBALL

Total: 0-1-0 (NFLN 0-1)
Home: 0-1-0
Away: 0-0-0

SATURDAY FOOTBALL

Total: 2-2-0 (ABC 1-0, ESPN 0-2, FOX/NFLN 1-0)
Home: 1-2-0
Away: 1-0-0

OVERTIME

Total: 21-22-0
Home: 13-11-0
Away: 8-11-0

SEASON OPENERS

Total: 31-30-0
Home: 15-13-0
Away: 16-17-0

LONDON GAMES SERIES

Total: 0-1-0
Home: 0-0-0
Away: 0-1-0

DOMES

Total: 141-142-2
Astrodome (Houston): 113-103-2
AT&T Stadium (Dallas): 2-0-0
Edward Jones Dome (St. Louis): 0-1-0
Ford Field (Detroit): 2-0-0
Georgia Dome (Atlanta): 2-1-0
Kingdome (Seattle): 1-6-0
Lucas Oil Stadium (closed) (Indianapolis): 2-9-0
Mercedes-Benz Stadium (closed) (Atlanta): 1-0
Metrodome (Minneapolis): 1-6-0
NRG Stadium (closed) (Houston): 6-6-0
RCA Dome (Indianapolis): 4-7-0
Silverdome (Detroit): 2-1-0
Superdome (New Orleans): 6-2-0
U.S. Bank Stadium (Minnesota): 1-0

HOTTEST/COLDEST GAMES

SIX HOTTEST GAMES

DATE	OPPONENT	SCORE	WEATHER
9/11/83	at L.A. Raiders	6-20 (L)	96°, clear
9/9/90	at Atlanta	27-47 (L)	94°, partly cloudy
10/7/62	BUFFALO	17-14 (W)	93°, showers
9/14/65	N.Y. JETS	27-21 (W)	93°, sunny
9/15/19	INDIANAPOLIS	17-19 (L)	93°, sunny
10/6/63	at Kansas City	7-28 (L)	92°, sunny

14 COLDEST GAMES

DATE	OPPONENT	SCORE	WEATHER
12/18/16	at Kansas City	19-17 (W)	1°, clear (-9° wind chill)
*1/10/04	at New England	14-17 (L)	4°, clear (-10° wind chill)
12/11/77	at Cleveland	19-15 (W)	7°, clear (-7° wind chill)
12/17/89	at Cincinnati	7-61 (L)	9°, overcast (0° wind chill)
*1/19/20	at Kansas City	24-35 (L)	17°, sunny (5° wind chill)
12/8/13	at Denver	28-51 (L)	18°, clear (11° wind chill)
12/26/10	at Kansas City	14-34 (L)	19°, cloudy (10° wind chill)
12/17/00	at Cleveland	24-0 (W)	20°, snow (-10° wind chill)
12/14/80	at Green Bay	22-3 (W)	20°, clear (9° wind chill)
*1/6/80	at Pittsburgh	13-27 (L)	22°, part. cloudy (12° wind chill)
12/15/85	at Cleveland	21-28 (L)	22°, overcast (-7° wind chill)
12/18/88	at Cleveland	23-28 (L)	22°, overcast (0° wind chill)
12/16/07	at Kansas City	26-17 (W)	22°, clear (14° wind chill)
12/31/17	vs. Jacksonville	15-10 (W)	23°, clear, (16° wind chill)

* Playoff game

ALL-TIME OFFENSIVE YARDS AND RANKINGS

Year	Total Plays	First Downs	Rush Yards (Rank)	Net Pass Yards (Rank)	Total Yards (Rank)	Total Points
1960	930	262	1,565 (3)	3,371 (1)	4,936 (1)	379
1961	964	293	1,896 (2)	4,392 (1)	6,288 (1)	513
1962	943	266	1,742 (4)	3,229 (2)	4,971 (2)	387
1963	870	254	1,210 (7)	3,222 (1)	4,432 (4)	302
1964	942	284	1,347 (7)	3,527 (2)	4,874 (4)	310
1965	905	227	1,178 (7)	2,813 (2)	3,991 (5)	298
1966	926	246	1,515 (5)	2,897 (4)	4,412 (7)	335
1967	828	207	2,122 (1)	1,381 (9)	3,503 (8)	258
1968	905	240	1,804 (4)	2,548 (4)	4,352 (5)	303
1969	965	256	1,706 (5)	2,825 (2)	4,531 (4)	278
1970	922	232	1,556 (19)	2,506 (7)	4,062 (10)	217
1971	815	201	1,106 (26)	2,409 (6)	3,515 (22)	251
1972	817	183	1,518 (23)	1,673 (23)	3,191 (26)	164
1973	840	193	1,388 (26)	1,919 (16)	3,307 (24)	199
1974	817	200	1,361 (26)	1,977 (20)	3,338 (24)	236
1975	900	234	2,068 (12)	1,869 (23)	3,937 (19)	293
1976	878	199	1,498 (27)	2,072 (15)	3,570 (24)	222
1977	879	228	1,989 (14)	1,875 (17)	3,864 (18)	299
1978	993	276	2,476 (6)	2,338 (18)	4,814 (16)	283
1979	1,034	268	2,571 (4)	2,256 (25)	4,827 (22)	362
1980	1,063	329	2,635 (2)	3,007 (17)	5,642 (4)	295
1981	947	241	1,734 (23)	2,777 (23)	4,511 (27)	281
1982	551	138	799 (26)	1,574 (19)	2,373 (28)	136
1983	1,033	295	1,998 (18)	2,902 (23)	4,900 (24)	288
1984	969	284	1,656 (23)	3,228 (17)	4,884 (23)	240
1985	998	270	1,570 (25)	3,082 (19)	4,652 (24)	284
1986	1,089	299	1,700 (19)	3,449 (13)	5,149 (16)	274
1987	998	294	1,923 (14)	3,300 (7)	5,223 (8)	345
1988	1,010	308	2,249 (4t)	2,956 (22)	5,205 (14)	424
1989	1,028	327	1,928 (12)	3,499 (10)	5,427 (9)	365
1990	1,006	376	1,417 (24)	4,805 (1)	6,222 (1)	405
1991	1,022	353	1,366 (23)	4,621 (1)	5,987 (2)	386
1992	958	339	1,626 (18)	4,029 (1)	5,655 (3)	352
1993	1,066	330	1,792 (12)	3,866 (3)	5,658 (3)	368
1994	1,036	278	1,682 (12)	2,799 (25)	4,481 (26)	226
1995	1,046	295	1,664 (18)	3,241 (19)	4,905 (23)	348
1996	972	287	1,950 (6)	3,098 (21)	5,048 (18)	345
1997	993	288	2,414 (3)	2,505 (29)	4,919 (18)	333
1998	1,016	308	1,970 (9)	3,291 (15)	5,261 (9)	330
1999	1,011	294	1,811 (13)	3,479 (13t)	5,290 (13)	392
2000	1,036	299	2,084 (7)	3,266 (16)	5,350 (14)	346
2001	1,026	288	1,794 (12)	3,558 (8t)	5,352 (8)	336
2002	1,032	312	1,952 (11)	3,320 (20)	5,272 (17)	367
2003	1,013	310	1,623 (26)	3,878 (5)	5,501 (8)	435
2004	1,053	308	1,871 (14)	3,616 (10)	5,487 (11)	344
2005	1,022	279	1,525 (23)	3,597 (9)	5,122 (17)	299
2006	945	261	2,214 (5)	2,596 (30)	4,810 (27)	324
2007	1,037	306	2,109 (5)	2,878 (27)	4,987 (21)	301
2008	973	268	2,199 (7)	2,819 (27)	5,018 (21)	375
2009	990	288	2,592 (2)	3,031 (23)	5,623 (12)	354
2010	907	252	1,727 (17)	3,107 (25)	4,834 (27)	356
2011	984	281	1,438 (31)	3,923 (12)	5,361 (17)	325
2012	957	260	1,687 (21)	3,323 (22)	5,010 (26)	330
2013	1,032	311	1,894 (14)	3,496 (21)	5,390 (22)	362
2014	919	258	1,447 (26)	3,412 (22)	4,859 (29)	254
2015	976	298	1,485 (25)	3,503 (25t)	4,988 (30)	299
2016	1,008	322	2,187 (3)	3,541 (25)	5,728 (11)	381
2017	974	290	1,833 (15)	3,191 (23)	5,024 (23)	334
2018	938	289	2,023 (7)	2,975 (29)	4,998 (25)	310
2019	949	317	2,223 (3)	3,582 (21)	5,805 (12)	402
2020	1,031	381	2,690 (2)	3,653 (23)	6,343 (2t)	491

ALL-TIME DEFENSIVE YARDS AND RANKINGS

Year	Total Plays	First Downs	Rush Yards (Rank)	Net Pass Yards (Rank)	Total Yards (Rank)	Total Points
1960	995	282	1,027 (2)	3,874 (8)	4,901 (6)	285
1961	899	235	1,634 (6)	2,391 (2)	4,025 (2)	242
1962	880	217	1,569 (3)	2,561 (2)	4,130 (2)	270
1963	873	256	1,710 (7)	2,606 (3)	4,316 (6)	372
1964	896	267	1,961 (7)	3,280 (6)	5,241 (8)	355
1965	946	271	2,683 (8)	2,470 (2)	5,153 (8)	429
1966	881	244	1,833 (7)	3,162 (8)	4,995 (9)	396
1967	910	233	1,637 (7)	2,418 (3)	4,055 (4)	199
1968	854	198	1,704 (4)	1,671 (1)	3,375 (1)	248
1969	833	183	1,556 (5)	2,217 (2)	3,773 (2)	279
1970	840	227	1,793 (17)	2,605 (24)	4,398 (25)	352
1971	880	237	1,723 (11)	2,072 (10)	3,795 (9)	330
1972	894	263	2,591 (25)	2,143 (11)	4,734 (23)	380
1973	929	274	2,410 (23)	2,237 (20)	4,647 (24)	447
1974	919	268	2,050 (19)	2,375 (20)	4,425 (22)	282
1975	952	264	1,680 (3)	2,457 (17)	4,137 (11)	226
1976	935	226	2,072 (16)	1,915 (8)	3,987 (10)	273
1977	933	247	1,815 (10)	2,142 (20)	3,957 (14)	230
1978	1,021	292	2,072 (9)	2,842 (24)	4,914 (17t)	298
1979	1,038	304	2,225 (17)	2,765 (14)	4,990 (13)	331
1980	932	259	1,811 (8)	2,801 (4)	4,612 (5)	251
1981	1,084	325	2,411 (24)	3,315 (17)	5,726 (24)	355
1982	613	187	1,225 (23)	2,213 (25)	3,438 (28)	245
1983	1,031	332	2,787 (28)	2,845 (4)	5,632 (22)	460
1984	1,075	345	2,789 (28)	3,179 (11)	5,968 (27)	437
1985	1,091	356	2,814 (28)	3,341 (18)	6,155 (27)	412
1986	1,054	285	2,035 (20)	2,999 (8)	5,034 (13)	329
1987	976	287	1,848 (17)	3,145 (17)	4,993 (17)	349
1988	985	304	1,592 (4)	3,266 (13)	4,858 (8)	365
1989	940	314	1,669 (9)	3,542 (17)	5,211 (13)	412
1990	890	279	1,575 (8)	3,060 (14)	4,635 (11)	307
1991	984	280	1,540 (6)	3,208 (14)	4,748 (9)	251
1992	907	254	1,634 (9)	2,577 (3)	4,211 (3)	258
1993	1,003	289	1,273 (1)	3,601 (23)	4,874 (14)	238
1994	971	275	2,120 (28)	2,795 (2)	4,915 (9)	352
1995	983	267	1,526 (8)	3,125 (3)	4,651 (5)	324
1996	956	271	1,385 (2)	3,225 (13)	4,610 (6)	319
1997	992	292	1,573 (4)	3,658 (27)	5,231 (22)	310
1998	955	279	1,610 (9t)	3,511 (20)	5,121 (16)	320
1999	994	300	1,550 (10)	3,695 (25)	5,245 (17)	324
2000	908	215	1,390 (3)	2,423 (1)	3,813 (1)	191
2001	996	300	1,431 (5)	4,084 (31)	5,515 (25)	388
2002	974	297	1,424 (2)	3,540 (25)	4,964 (10)	324
2003	926	275	1,295 (1)	3,606 (30)	4,901 (12)	324
2004	977	318	1,917 (18)	3,807 (26)	5,724 (27)	439
2005	960	294	1,894 (22)	3,216 (17)	5,110 (19)	421
2006	1,062	329	2,313 (30)	3,602 (27)	5,915 (32)	400
2007	978	268	1,478 (5)	3,187 (10)	4,665 (5)	297
2008	1,022	276	1,502 (6)	3,196 (9)	4,698 (7)	234
2009	1,038	323	1,711 (10t)	4,139 (31)	5,850 (28)	402
2010	1,139	356	1,851 (20)	4,032 (29)	5,883 (26)	339
2011	1,080	324	2,053 (24)	3,629 (14)	5,682 (T-18)	317
2012	1,086	358	2,035 (24)	3,964 (26)	5,999 (27)	471
2013	1,027	329	1,795 (20)	3,612 (11)	5,407 (14)	381
2014	1,099	357	2,195 (31)	3,773 (15)	5,968 (27)	438
2015	1,003	317	1,797 (18)	3,678 (7)	5,475 (12)	423
2016	1,031	324	1,413 (2)	4,307 (30)	5,720 (20)	378
2017	1,046	323	1,420 (4)	3,828 (25)	5,248 (13)	356
2018	1,001	298	1,863 (18)	3,471 (6)	5,334 (8)	303
2019	1,056	335	1,672 (12)	4,080 (24)	5,752 (21)	331
2020	1,076	391	1,933 (19)	4,439 (29)	6,372 (28)	439



TENNESSEE
TITANS

UPDATED RECORDS

ALL-PRO AND PRO BOWL LEADERS

Most Associated Press All-Pro Seasons

Bruce Matthews, 7
 Tony Banfield, 3
 Charlie Hennigan, 3
 Al Jamison, 3
 Bob Talamini, 3
 George Webster, 3
 Robert Brazile, 2
 Miller Farr, 2
 Don Floyd, 2
 Leon Gray, 2
 Mike Munchak, 2

Most Pro Bowl Seasons

(AFL All-Star Game 1962-70; AFC-NFC Pro Bowl 1971-present)

Bruce Matthews, 14
 Mike Munchak, 9
 Elvin Bethea, 8
 Robert Brazile, 7
 Warren Moon, 6
 Bob Talamini, 6
 Earl Campbell, 5
 Jurrell Casey, 5
 Ray Childress, 5
 Charlie Hennigan, 5
 Ken Houston, 5
 Blaine Bishop, 4
 Curley Culp, 4
 Eddie George, 4
 Tony Banfield, 3
 George Blanda, 3
 Miller Farr, 3
 Fred Glick, 3
 Ed Husmann, 3
 Haywood Jeffires, 3
 Chris Johnson, 3
 Jevon Kearse, 3
Brett Kern, 3
Taylor Lewan, 3
 Steve McNair, 3
 Jim Norton, 3
 Bob Schmidt, 3
 Delanie Walker, 3
 George Webster, 3
 Frank Wycheck, 3

Most Consecutive Pro Bowl Seasons

(AFL All-Star Game 1962-70; AFC-NFC Pro Bowl 1971-present)

Bruce Matthews, 14
 Robert Brazile, 7
 Mike Munchak, 7
 Warren Moon, 6
 Bob Talamini, 6
 Jurrell Casey, 5
 Charlie Hennigan, 5
 Earl Campbell, 4
 Ray Childress, 4
 Curley Culp, 4
 Eddie George, 4
 Tony Banfield, 3
 Blaine Bishop, 3
 George Blanda, 3
 Miller Farr, 3
 Fred Glick, 3
 Ed Husmann, 3
 Haywood Jeffires, 3
 Chris Johnson, 3
 Jevon Kearse, 3
Brett Kern, 3
Taylor Lewan, 3
 Bob Schmidt, 3
 Delanie Walker, 3
 George Webster, 3
 Frank Wycheck, 3

ALL-TIME LEAGUE SEASON LEADERS

Rushing Yards

2020: **Derrick Henry**, 378-2,027
 2019: **Derrick Henry**, 303-1,540
 2009: Chris Johnson, 358-2,006
 1980: Earl Campbell, 373-1,934
 1979: Earl Campbell, 368-1,697
 1978: Earl Campbell*, 302-1,450
 1961: Billy Cannon, 200-948

Passing Touchdowns

1990: Warren Moon, 33
 1961: George Blanda, 36

Passer Rating

2019: **Ryan Tannehill**, 117.5
 2003: Steve McNair, 100.4

Receptions

1991: Haywood Jeffires, 100
 1964: Charlie Hennigan, 101

Receiving Yards

1975: Ken Burrough, 1,063
 1964: Charlie Hennigan, 1,546
 1961: Charlie Hennigan, 1,746

Touchdowns

1979: Earl Campbell, 19 (19r)
 1961: Bill Groman, 18 (1r, 17p)

Interceptions

2017: **Kevin Byard**, 8
 1979: Mike Reinfeldt, 12
 1967: Miller Farr, 10
 1965: W.K. Hicks, 9
 1963: Fred Glick, 12

Punting (Gross Avg.)

2017: **Brett Kern**, 49.7
 1998: Craig Hentrich, 47.2
 1993: Greg Montgomery, 45.6
 1992: Greg Montgomery, 46.9

Punt Returns

2006: Pacman Jones, 12.9
 1977: Billy Johnson, 15.4
 1975: Billy Johnson, 15.3
 1964: Bobby Jancik, 18.3

Kickoff Returns

2018: Darius Jennings, 31.7
 1967: Zeke Moore*, 28.9
 1963: Bobby Jancik, 29.3
 1962: Bobby Jancik*, 30.3
 1960: Ken Hall, 31.3

* Rookie

ALL-TIME TEAM LEADERS BY CATEGORY

CAREER RUSHING YARDS

Player	Years	Att	Yds	Avg	Lg	TD
1. Eddie George	1996-03	2,733	10,009	3.7	76	64
2. Earl Campbell	1978-84	1,979	8,574	4.3	81t	73
3. Chris Johnson	2008-13	1,742	7,965	4.6	94t	50
4. Derrick Henry	2016-21	1,373	6,729	4.9	99t	65
5. Lorenzo White	1988-94	1,000	4,079	4.1	44	29
6. Hoyle Granger	1966-70,72	773	3,514	4.5	69t	18
7. Steve McNair (QB)	1995-05	614	3,439	5.6	71t	36
8. Mike Rozier	1985-90	910	3,426	3.8	41	27
9. Charles Tolar	1960-66	907	3,277	3.6	40	21
10. Ronnie Coleman	1974-81	700	2,769	4.0	46t	16
11. Chris Brown	2003-07	643	2,757	4.3	52	16
12. LenDale White	2006-09	628	2,349	3.7	80t	24
13. Allen Pinkett	1986-91	561	2,324	4.1	60	21
14. Gary Brown	1991-95	477	2,115	4.4	39t	12
15. Fred Willis	1972-76	603	2,114	3.5	44	11
16. Billy Cannon	1960-63	512	2,111	4.1	64	14
DeMarco Murray	2016-17	477	1,946	4.1	75t	15
18. Rodney Thomas	1995-00	495	1,847	3.7	74t	12
19. Rob Carpenter	1977-81	433	1,788	4.1	77	12
20. Larry Moriarty	1983-86	415	1,624	3.9	80	13

SEASON RUSHING YARDS

Player	Year	Att	Yds	Avg	Lg	TD
1. Derrick Henry	2020	378	2,027	5.4	94t	17
2. Chris Johnson	2009	358	2,006	5.6	91t	14
3. Earl Campbell	1980	373	1,934	5.2	55t	13
4. Earl Campbell	1979	368	1,697	4.6	61t	19
5. Derrick Henry	2019	303	1,540	5.1	74t	16
6. Eddie George	2000	403	1,509	3.7	35t	14
7. Earl Campbell	1978	302	1,450	4.8	81t	13
8. Eddie George	1997	357	1,399	3.9	30	6
9. Earl Campbell	1981	361	1,376	3.8	43	10
10. Eddie George	1996	335	1,368	4.1	76	8
11. Chris Johnson	2010	316	1,364	4.3	76t	11
12. Eddie George	1999	320	1,304	4.1	40	9
13. Earl Campbell	1983	322	1,301	4.0	42	12
14. Eddie George	1998	348	1,294	3.7	37t	5
15. DeMarco Murray	2016	293	1,287	4.4	75t	9
16. Chris Johnson	2012	276	1,243	4.5	94t	6
17. Chris Johnson	2008	251	1,228	4.9	66t	9
18. Lorenzo White	1992	265	1,226	4.6	44	7
19. Travis Henry	2006	270	1,211	4.5	70t	7
20. Hoyle Granger	1967	236	1,194	5.1	67	6

CAREER PASSING YARDS

Player	Years	Att	Cmp	Pct	Yds	Y/A	TD	Int	Lg	Sk	Lst	Rate
1. Warren Moon	1984-93	4,546	2,632	57.9	33,685	7.41	196	166	87t	315	2,403	80.4
2. Steve McNair	1995-05	3,871	2,305	59.5	27,141	7.01	156	103	83t	229	1,398	83.3
3. George Blanda	1960-66	2,784	1,347	48.4	19,149	6.88	165	189	95	-	-	62.5
4. Dan Pastorini	1971-79	2,768	1,426	51.5	16,864	6.09	96	139	85t	222	1,977	61.0
5. Marcus Mariota	2015-19	1,765	1,110	62.9	13,207	7.48	76	44	75	155	992	89.6
6. Ryan Tannehill	2019-21	996	665	66.8	8,298	8.33	62	18	91t	76	544	105.7
7. Vince Young	2006-10	1,190	689	57.9	8,098	6.81	42	42	73	75	415	75.7
8. Kerry Collins	2006-10	1,081	613	56.7	6,804	6.29	33	29	80t	36	253	74.6
9. Ken Stabler	1980-81	742	458	61.7	5,190	6.99	27	46	79t	56	518	69.0
10. Pete Beathard	1967-69	822	379	46.1	5,128	6.24	26	51	86t	-	-	51.2
11. Jake Locker	2011-14	709	408	57.5	4,967	7.03	27	22	71t	60	378	79.0
12. Matt Hasselbeck	2011-12	739	457	61.8	4,938	6.68	25	19	80t	33	256	82.0
13. Chris Chandler	1995-96	676	409	60.5	4,559	6.74	33	21	76t	46	326	83.9
14. Cody Carlson	1988-94	659	370	56.1	4,469	6.78	21	28	81	54	374	70.0
15. Don Trull	1964-69	556	249	44.8	3,538	6.36	29	21	-	-	-	67.6
16. Billy Volek	2001-05	517	312	60.3	3,505	6.78	26	13	55t	45	306	86.9
17. Jacky Lee	1960-67	409	210	51.3	3,291	8.05	25	30	98t	-	-	68.2
18. Gifford Nielsen	1978-83	498	273	54.8	3,255	6.54	20	22	48	47	354	70.0
19. Neil O'Donnell	1999-03	367	215	58.6	2,664	7.26	16	11	67	18	144	83.2
Oliver Luck	1983-86	413	233	56.4	2,544	6.16	13	21	66	33	261	64.1

SEASON PASSING YARDS

Player	Year	Att	Cmp	Pct	Yds	Y/A	TD	Int	Lg	Sk	Lst	Rate
1. Warren Moon	1991	655	404	61.7	4,690	7.16	23	21	61t	23	174	81.7
2. Warren Moon	1990	584	362	62.0	4,689	8.03	33	13	87t	36	252	96.8
3. Ryan Tannehill	2020	481	315	65.5	3,819	7.94	33	7	75	24	173	106.5
4. Warren Moon	1989	464	280	60.3	3,631	7.83	23	14	55	35	267	88.9
5. Matt Hasselbeck	2011	518	319	61.6	3,571	6.89	18	14	80t	19	153	82.4
6. Warren Moon	1986	488	256	52.5	3,489	7.15	13	26	81t	41	332	62.3
7. Warren Moon	1993	520	303	58.3	3,485	6.70	21	21	80t	34	218	75.2
8. Marcus Mariota	2016	451	276	61.2	3,426	7.60	26	9	60	23	156	95.6
9. Steve McNair	2002	492	301	61.2	3,387	6.88	22	15	55	21	121	84.0
10. Steve McNair	2001	431	264	61.3	3,350	7.77	21	12	71t	37	251	90.2
11. Warren Moon	1984	450	259	57.6	3,338	7.42	12	14	76	47	371	76.9
12. George Blanda	1961	362	187	51.7	3,330	9.20	36	22	-	-	-	91.3
13. George Blanda	1964	505	262	51.9	3,287	6.51	17	27	-	-	-	61.4
14. Marcus Mariota	2017	453	281	62.0	3,232	7.13	13	15	75t	27	173	79.3
15. Steve McNair	1998	492	289	58.7	3,228	6.56	15	10	47	33	176	80.1
16. Steve McNair	2003	400	250	62.5	3,215	8.04	24	7	73	19	108	100.4
17. Ken Stabler	1980	457	293	64.1	3,202	7.01	13	28	79t	27	264	68.7
18. Steve McNair	2005	476	292	61.3	3,161	6.64	16	11	57	20	134	82.4
19. George Blanda	1963	423	224	53.0	3,003	7.10	24	25	-	-	-	70.1
20. Steve McNair	2000	396	248	62.6	2,847	7.19	15	13	56t	24	141	83.2

ALL-TIME TEAM LEADERS BY CATEGORY

CAREER RECEPTIONS

Player	Years	No	Yds	Avg	Lg	TD
1. Ernest Givins	1986-94	542	7,935	14.6	83t	46
2. Haywood Jeffires	1987-95	515	6,119	11.9	87t	47
3. Frank Wycheck (TE)	1995-03	482	4,958	10.3	42	27
4. Drew Hill	1985-91	480	7,477	15.6	81t	47
5. Derrick Mason	1997-04	453	6,114	13.5	71t	37
6. Charlie Hennigan	1960-66	410	6,823	16.6	80t	51
7. Ken Burrough	1971-81	408	6,907	16.9	85t	47
8. Delanie Walker (TE)	2013-19	381	4,423	11.6	68	28
9. Curtis Duncan	1987-93	322	3,935	12.2	72	20
10. Nate Washington	2009-14	307	4,591	15.0	80t	28
11. Kendall Wright	2012-16	280	3,244	11.6	52t	18
12. Drew Bennett	2001-06	273	4,033	14.8	55	25
13. Chris Johnson (RB)	2008-13	272	2,003	7.4	69t	8
14. Eddie George (RB)	1996-03	259	2,144	8.3	54	10
15. Bo Scaife (TE)	2005-10	251	2,383	9.5	44	12
16. Corey Davis	2017-20	207	2,851	13.8	75t	11
17. Tim Smith	1980-86	206	3,107	15.1	75t	12
18. Alvin Reed (TE)	1967-72	199	2,818	14.2	60	11
19. Webster Slaughter	1992-94	184	2,236	12.2	57	11
Lorenzo White (RB)	1988-94	184	1,674	9.1	69t	6

SEASON RECEPTIONS

Player	Year	No	Yds	Avg	Lg	TD
1. Charlie Hennigan	1964	101	1,546	15.3	53	8
2. Haywood Jeffires	1991	100	1,181	11.8	44	7
3. Derrick Mason	2004	96	1,168	12.2	37t	7
4. Derrick Mason	2003	95	1,303	13.7	50t	8
5. Delanie Walker	2015	94	1,088	11.6	61t	6
Kendall Wright	2013	94	1,079	11.5	45	2
7. Drew Hill	1991	90	1,109	12.3	61t	4
Haywood Jeffires	1992	90	913	10.1	47	9
9. Tim Smith	1983	83	1,176	14.2	47t	6
10. Curtis Duncan	1992	82	954	11.6	72	1
Charlie Hennigan	1961	82	1,746	21.3	80	12
12. Drew Bennett	2004	80	1,247	15.6	48t	11
Butch Woolfolk	1985	80	814	10.2	80t	4
14. Derrick Mason	2002	79	1,012	12.8	40	5
15. Webster Slaughter	1993	77	904	11.7	41	5
16. Delanie Walker	2017	74	807	10.9	42	3
Drew Hill	1990	74	1,019	13.8	57	5
Haywood Jeffires	1990	74	1,048	14.2	87t	8
Nate Washington	2011	74	1,023	13.8	57	7
20. Derrick Mason	2001	73	1,128	15.5	71t	9

CAREER RECEIVING YARDS

Player	Years	No	Yds	Avg	Lg	TD
1. Ernest Givins	1986-94	542	7,935	14.6	83t	46
2. Drew Hill	1985-91	480	7,477	15.6	81t	47
3. Ken Burrough	1971-81	408	6,906	16.9	85t	47
4. Charlie Hennigan	1960-66	410	6,823	16.6	83	51
5. Haywood Jeffires	1987-95	515	6,119	11.9	87t	47
6. Derrick Mason	1997-04	453	6,114	13.5	71t	37
7. Frank Wycheck	1995-03	482	4,958	10.3	42	27
8. Nate Washington	2009-14	307	4,591	15.0	80t	28
9. Delanie Walker	2013-19	381	4,423	11.6	68	28
10. Drew Bennett	2001-06	273	4,033	14.8	55t	25
11. Curtis Duncan	1987-93	322	3,935	12.2	72	20
12. Chris Sanders	1995-01	177	3,285	18.6	83t	17
13. Kendall Wright	2012-16	280	3,244	11.6	52t	18
14. Tim Smith	1980-86	206	3,107	15.1	75t	12
15. Charley Frazier	1962-68	179	3,060	17.1	80	22
16. Bill Groman	1960-62	143	2,976	20.8	80	32
17. Corey Davis	2017-20	207	2,851	13.8	75t	11
18. Alvin Reed	1967-72	199	2,818	14.2	60	11
19. Kenny Britt	2009-13	157	2,450	15.6	80t	19
20. Bo Scaife	2005-10	251	2,383	9.5	44	12

SEASON RECEIVING YARDS

Player	Year	No	Yds	Avg	Lg	TD
1. Charlie Hennigan	1961	82	1,746	21.3	80	12
2. Charlie Hennigan	1964	101	1,546	15.3	53	8
3. Bill Groman	1960	72	1,473	20.5	-	12
4. Derrick Mason	2003	95	1,303	13.7	50t	8
5. Drew Bennett	2004	80	1,247	15.6	48t	11
6. Haywood Jeffires	1991	100	1,181	11.8	44	7
7. Tim Smith	1983	83	1,176	14.2	47t	6
8. Bill Groman	1961	50	1,175	23.5	80	17
9. Drew Hill	1985	64	1,169	18.3	57t	9
10. Derrick Mason	2004	96	1,168	12.2	37t	7
11. Drew Hill	1988	72	1,141	15.8	57t	10
Tim Smith	1984	69	1,141	16.5	75t	4
13. Charley Frazier	1966	57	1,129	19.8	79	12
14. Derrick Mason	2001	73	1,128	15.5	71t	9
15. Drew Hill	1986	65	1,112	17.1	81t	5
16. Drew Hill	1991	90	1,109	12.3	61t	4
17. Delanie Walker	2015	94	1,088	11.6	61t	6
18. Kendall Wright	2013	94	1,079	11.5	45	2
19. A.J. Brown	2020	70	1,075	15.4	73t	11
20. Ken Burrough	1975	53	1,063	20.1	77t	8

CAREER SCORING

Player	Years	TD	Rush	Rec	Ret	XPM	FGM	2PT	Points
1. Al Del Greco	1991-00	0	0	0	0	322	246	0	1,060
2. Rob Bironas	2005-13	0	0	0	0	315	239	0	1,032
3. George Blanda	1960-66	4	4	0	0	301	91	0	598
4. Tony Zendejas	1985-90	0	0	0	0	197	117	0	548
5. Ryan Succop	2014-19	0	0	0	0	178	117	0	529
6. Eddie George	1996-03	74	64	10	0	0	0	3	450
7. Earl Campbell	1978-84	73	73	0	0	0	0	0	438
8. Derrick Henry	2016-21	68	65	3	0	0	0	2	412
9. Toni Fritsch	1977-81	0	0	0	0	149	81	0	392
10. Chris Johnson	2008-13	58	50	8	0	0	0	1	350
11. Skip Butler	1972-77	0	0	0	0	122	70	0	332
12. Charlie Hennigan	1960-66	51	0	51	0	0	0	0	306
13. Ken Burrough	1971-81	48	1	47	0	0	0	0	288
Ernest Givins	1986-94	48	1	46	1	0	0	0	288
Haywood Jeffires	1987-95	47	0	47	0	0	0	3	288
16. Drew Hill	1985-91	47	0	47	0	0	0	0	282
17. Derrick Mason	1997-04	40	0	37	3	0	0	1	242
18. Steve McNair	1995-05	36	36	0	0	0	0	3	222
19. Lorenzo White	1988-94	36	29	6	1	0	0	0	216
20. Billy Cannon	1960-63	35	14	20	1	0	0	1	212

ALL-TIME TEAM LEADERS BY CATEGORY

SEASON SCORING

Player	Year	TD	Rush	Rec	Ret	XPM	FGM	2PT	Points
1. Ryan Succop	2017	0	0	0	0	31	35	0	136
Al Del Greco	1998	0	0	0	0	28	36	0	136
3. Rob Bironas	2007	0	0	0	0	28	35	0	133
4. Al Del Greco	1996	0	0	0	0	35	32	0	131
5. Rob Bironas	2008	0	0	0	0	40	29	0	127
6. Al Del Greco	1993	0	0	0	0	39	29	0	126
7. Gary Anderson	2003	0	0	0	0	42	27	0	123
8. Rob Bironas	2011	0	0	0	0	34	29	0	121
9. Rob Bironas	2009	0	0	0	0	37	27	0	118
Al Del Greco	2000	0	0	0	0	37	27	0	118
11. Rob Bironas	2013	0	0	0	0	41	25	0	116
12. George Blanda	1960	4	4	0	0	46	15	0	115
Tony Zendejas	1989	0	0	0	0	40	25	0	115
14. Earl Campbell	1979	19	19	0	0	0	0	0	114
Al Del Greco	1995	0	0	0	0	33	27	0	114
Tony Zendejas	1988	0	0	0	0	48	22	0	114
17. Al Del Greco	1997	0	0	0	0	32	27	0	113
18. George Blanda	1961	0	0	0	0	64	16	0	112
19. Joe Nedney	2002	0	0	0	0	36	25	0	111
20. Rob Bironas	2012	0	0	0	0	35	25	0	110
Rob Bironas	2010	0	0	0	0	38	24	0	110

CAREER KICKOFF RETURNS (YARDS)

Player	Years	No	Yds	Avg	Lg	TD
1. Bobby Jancik	1962-67	158	4,185	26.5	61	0
2. Derrick Mason	1997-04	156	3,496	22.4	101t	1
3. Carl Roaches	1980-84	150	3,276	21.8	97t	2
4. Billy Johnson	1974-80	121	2,902	24.0	81t	2
5. Marc Mariani	2010-13,16	118	2,838	24.1	98t	1
6. Mel Gray	1995-97	111	2,592	23.4	88	0
7. Adam Jones	2005-06	63	1,648	26.2	85	0
8. Zeke Moore	1967-77	64	1,618	25.3	92t	1
9. Darius Reynaud	2012-13	68	1,595	23.5	105t	1
10. Willie Drewrey	1985-93	75	1,581	21.1	50	0
11. Allen Pinkett	1986-91	80	1,577	19.7	48	0
12. Jerry LeVias	1969-70	64	1,538	24.0	87	0
13. Bobby Wade	2005-06	50	1,194	23.9	48	0
14. Billy Cannon	1960-63	46	1,186	25.8	88t	1
15. Leonard Harris	1987-93	53	1,130	21.3	63	0
16. Leon Washington	2013-14	47	1,219	25.9	95	0
17. Chris Carr	2008	35	984	28.1	52	0
18. Mike Archie	1996-98	46	961	20.9	50	0
19. Bob Gresham	1973-74	36	903	25.1	103t	1
20. Willie Tullis	1981-84	38	886	23.3	95t	1

SEASON KICKOFF RETURNS (AVG.)

Player	Year	No	Yds	Avg	Lg	TD
1. Darius Jennings	2018	22	698	31.7	94t	1
2. Ken Hall	1960	19	594	31.3	104t	1
3. Bobby Jancik	1962	24	726	30.3	61	0
4. Bobby Jancik	1963	45	1,317	29.3	53	0
5. Chris Carr	2008	35	984	28.1	52	0
6. Carl Roaches	1981	28	769	27.5	96t	1
7. Billy Johnson	1974	29	785	27.1	67	0
8. Derrick Mason	2000	42	1,132	27.0	66	0
9. Bob Gresham	1973	27	723	26.8	103t	1
10. Adam Jones	2005	43	1,127	26.2	85	0
11. Linzy Cole	1971	32	834	26.1	45	0
12. Adam Jones	2006	20	521	26.1	70	0
13. Bobby Jancik	1966	34	875	25.7	53	0
14. Steve Brown	1983	31	795	25.6	93t	1
15. Marc Mariani	2010	60	1,530	25.5	98t	1
16. Billy Johnson	1977	25	630	25.2	76t	1
17. Alvin Haymond	1973	28	703	25.1	47	0
18. Jerry LeVias	1969	38	940	24.7	87	0
19. Willie Drewrey	1985	26	642	24.7	50	0
20. Zeke Moore	1968	32	787	24.6	45	0

CAREER PUNT RETURNS (YARDS)

Player	Years	No	FC	Yds	Avg	Lg	TD
1. Billy Johnson	1974-80	155	21	2,040	13.2	87t	5
2. Derrick Mason	1997-04	182	94	1,590	8.7	69t	2
3. Carl Roaches	1980-84	151	31	1,095	7.3	68	0
4. Marc Mariani	2010-13,16	102	57	1,054	10.3	87t	2
5. Willie Drewrey	1985-93	104	45	771	7.4	25	0
6. Adam Jones	2005-06	63	11	712	11.3	90t	4
7. Mel Gray	1995-97	69	45	652	9.4	40	0
8. Bobby Jancik	1962-67	67	-	647	9.7	82	1
9. Darius Reynaud	2012-13	49	25	545	11.1	81t	2
10. Jerry LeVias	1969-70	60	19	505	8.4	46	0
11. Kenny Johnson	1986-89	73	32	488	6.7	26	0
12. Adoree' Jackson	2017-20	53	19	464	8.8	46	0
13. Justin McCareins	2001-08	37	21	403	10.9	58t	1
14. Ernest Givins	1986-94	56	-	397	7.1	78t	1
15. Larry Carwell	1967-68	36	6	381	10.6	54	0
16. Dexter McCluster	2014-15	46	29	372	8.1	48	0
17. Fred Glick	1961-66	44	-	326	7.4	-	0
18. Chris Carr	2008	32	20	323	10.1	44	0
19. Chris Davis	2007-08	33	13	299	9.1	39	0
20. Ken Houston	1967-72	45	12	252	5.6	33	0

SEASON PUNT RETURNS (AVG.)

Player	Year	No	FC	Yds	Avg	Lg	TD
1. Billy Johnson	1977	35	8	539	15.4	87t	2
2. Billy Johnson	1975	40	1	612	15.3	83t	3
3. Billy Johnson	1974	30	3	409	13.6	49	0
4. Darius Reynaud	2012	31	17	410	13.2	81t	2
5. Derrick Mason	2000	51	17	662	13.0	69t	1
6. Adam Jones	2006	34	3	440	12.9	90t	3
7. Marc Mariani	2010	27	17	329	12.2	87t	1
8. Justin McCareins	2003	29	17	330	11.4	58t	1
9. Marc Mariani	2011	46	18	490	10.7	79t	1
10. Billy Johnson	1976	38	9	403	10.6	46	0
11. Mel Gray	1995	30	20	303	10.1	20	0
12. Chris Carr	2008	32	20	323	10.1	44	0
13. Chris Davis	2007	31	12	293	9.5	39	0
14. Adam Jones	2005	29	8	272	9.4	52t	1
15. Mel Gray	1996	22	15	205	9.3	40	0
Adoree' Jackson	2018	16	9	148	9.3	26	0
17. Dexter McCluster	2015	24	15	217	9.0	37	0
18. Fred Glick	1963	19	-	171	9.0	22	0
19. Willie Drewrey	1985	24	10	215	9.0	23	0
20. Derrick Mason	1999	26	15	225	8.7	65t	1

ALL-TIME TEAM LEADERS BY CATEGORY

CAREER PUNTING (PUNTS)

Player	Years	Punt	Blk	Yds	Avg	TB	In20	Lg	NetAvg
1. Brett Kern	2009-21	884	5	40,609	45.9	47	358	79	40.8
2. Craig Hentrich	1998-09	861	1	36,926	42.9	95	295	78	37.2
3. Jim Norton	1960-68	522	7	21,961	42.1	-	-	79	-
4. Cliff Parsley	1977-82	431	3	17,136	39.8	33	85	62	32.3
5. Dan Pastorini	1971-79	316	1	12,530	39.7	-	-	74	-
6. Greg Montgomery	1988-93	310	6	13,529	43.6	35	74	77	36.6
7. Lee Johnson	1985-87	212	0	8,739	41.2	20	53	66	35.1
8. John James	1982-84	198	1	7,878	39.8	15	36	56	32.4
9. Rich Camarillo	1994-95	173	1	7,280	42.1	17	61	60	35.7
10. Reggie Roby	1996-97	140	1	6,022	43.0	8	50	68	36.7

SEASON PUNTING (AVERAGE)

Player	Year	Punt	Blk	Yds	Avg	TB	In20	Lg	NetAvg
1. Brett Kern	2017	75	0	3,728	49.7	5	28	74	44.6
2. Brett Kern	2012	81	2	3,855	47.6	5	30	71	40.4
3. Brett Kern	2015	88	0	4,175	47.4	1	34	61	40.3
4. Craig Hentrich	1998	69	0	3,258	47.2	11	18	71	39.2
5. Brett Kern	2019	78	0	3,672	47.1	2	37	70	43.1
Brett Kern	2018	74	1	3,483	47.1	3	39	62	41.7
7. Greg Montgomery	1992	53	2	2,487	46.9	9	14	66	37.3
8. Brett Kern	2014	88	1	4,118	46.8	7	28	79	40.8
9. Brett Kern	2020	37	0	1,695	45.8	3	22	66	41.5
10. Greg Montgomery	1993	54	0	2,462	45.6	5	13	77	39.1

CAREER INTERCEPTIONS

Player	Years	No	Yds	Avg	Lg	TD
1. Jim Norton	1960-68	45	592	13.2	56	1
2. Cris Dishman	1988-96	31	348	11.2	43	1
3. Fred Glick	1961-66	30	390	13.0	45	1
4. Tony Banfield	1960-65	27	224	8.3	58	0
W.K. Hicks	1964-69	27	457	16.9	62	0
Darryll Lewis	1991-98	27	540	20.0	98t	5
7. Mike Reinfeldt	1976-83	26	375	14.4	39	0
8. Michael Griffin	2007-15	25	328	13.1	83t	1
Ken Houston	1967-72	25	650	26.0	78	9
10. Zeke Moore	1967-77	24	444	18.5	74	2
11. Willie Alexander	1971-79	23	379	16.5	95t	1
Samari Rolle	1998-04	23	349	15.2	81t	1
13. Marcus Robertson	1991-00	22	428	19.5	69	0
14. Gregg Bingham	1973-84	21	279	13.3	54	0
Kevin Byard	2016-21	21	238	11.3	33	0
16. Keith Bulluck	2000-09	19	192	10.1	35	1
Miller Farr	1967-69	19	416	21.9	67	5
18. Steve Brown	1983-90	18	264	14.7	44t	1
19. Andre Dyson	2001-04	16	260	16.3	51t	3
Bubba McDowell	1989-94	16	190	11.9	26t	1
Chris Hope	2006-11	16	266	16.6	61t	1

SEASON INTERCEPTIONS

Player	Year	No	Yds	Avg	Lg	TD
1. Fred Glick	1963	12	180	15.0	45	1
Mike Reinfeldt	1979	12	205	17.1	39	0
3. Miller Farr	1967	10	264	26.4	67	3
4. W.K. Hicks	1965	9	156	17.3	31	0
Ken Houston	1971	9	220	24.4	48t	4
Jim Norton	1961	9	150	16.7	36	0
7. Kevin Byard	2017	8	130	16.3	33	0
Tony Banfield	1961	8	136	17.0	58	0
<i>Pete Jaquess</i>	<i>1964</i>	<i>8</i>	<i>141</i>	<i>17.6</i>	<i>98t</i>	<i>1</i>
Richard Johnson	1990	8	100	12.5	35	1
Jim Norton	1962	8	75	9.4	36	0
12. Tony Banfield	1963	7	21	3.0	14	0
Michael Griffin	2008	7	172	24.6	83t	1
Jim Norton	1965	7	52	7.4	18	0
Marcus Robertson	1993	7	137	19.6	69	0
Samari Rolle	2000	7	140	20.0	81t	1
Jack Tatum	1980	7	100	14.3	35	0
18. (15 tied with 6)						

CAREER SACKS

Player	Years	No
1. Elvin Bethea	1968-83	105.0
2. Ray Childress	1985-95	75.5
3. Jesse Baker	1979-87	66.0
4. William Fuller	1986-93	59.0
5. Sean Jones	1988-93	57.5
6. Jevon Kearse	1999-03, 08-09	52.0
7. Jurrell Casey	2011-19	51.0
8. Robert Brazile	1975-84	48.0
9. Ted Washington	1973-82	45.0
10. Derrick Morgan	2010-18	44.5
11. Kyle Vanden Bosch	2005-09	38.5
12. Curley Culp	1974-80	31.0

SEASON SACKS

Player	Year	No
1. Elvin Bethea	1973	17.0
2. <i>Jesse Baker</i>	<i>1979</i>	<i>15.5</i>
3. William Fuller	1991	15.0
4. Elvin Bethea	1976	14.5
<i>Jevon Kearse</i>	<i>1999</i>	<i>14.5</i>
6. Elvin Bethea	1971	13.0
Ray Childress	1992	13.0
Sean Jones	1993	13.0
9. Jason Babin	2010	12.5
Sean Jones	1990	12.5
Kyle Vanden Bosch	2005	12.5

ALL-TIME TEAM LEADERS BY CATEGORY**CAREER TACKLES (SINCE 1974)**

Player	Years	No
1. Gregg Bingham	1973-84	1,970
2. Robert Brazile	1975-84	1,281
3. Keith Bulluck	2000-09	1,265
4. Michael Griffin	2007-15	912
5. Ted Washington	1973-82	907
6. Al Smith	1987-96	877
7. John Grimsley	1984-90	836
8. Blaine Bishop	1993-01	788
9. Ray Childress	1985-95	784
10. Steve Kiner	1974-78	738

SEASON TACKLES (SINCE 1974)

Player	Year	No
1. Gregg Bingham	1978	223
2. Gregg Bingham	1980	212
3. Gregg Bingham	1974	206
4. Gregg Bingham	1979	203
5. John Grimsley	1986	199
6. Robert Abraham	1984	198
7. Gregg Bingham	1976	191
8. Gregg Bingham	1977	190
9. Gregg Bingham	1975	185
Robert Brazile	1978	185

YEAR-BY-YEAR LEADERS**RUSHING**

Year	Player	Att	Yds	Avg	Lg	TD
1960	Billy Cannon	152	644	4.2	39	1
1961	Billy Cannon	200	948	4.7	61t	6
1962	Charles Tolar	244	1,012	4.1	25	7
1963	Charles Tolar	194	659	3.4	33	3
1964	Sid Blanks	145	756	5.2	91t	6
1965	Ode Burrell	130	528	4.1	63	3
1966	Ode Burrell	122	406	3.3	45	0
1967	Hoyle Granger	236	1,194	5.1	67t	6
1968	Hoyle Granger	202	848	4.2	47	7
1969	Hoyle Granger	186	740	4.0	23	3
1970	Joe Dawkins	124	517	4.2	49t	2
1971	Robert Holmes	112	323	2.9	31	4
1972	Fred Willis	134	461	3.4	43	0
1973	Fred Willis	171	579	3.4	25	4
1974	Willie Rodgers	122	413	3.4	20	5
1975	Ronnie Coleman	175	790	4.5	46t	5
1976	Ronnie Coleman	171	684	4.0	39	2
1977	Ronnie Coleman	185	660	3.6	22	5
1978	Earl Campbell	302	1,450	4.8	81t	13
1979	Earl Campbell	368	1,697	4.6	61t	19
1980	Earl Campbell	373	1,934	5.2	55t	13
1981	Earl Campbell	361	1,376	3.9	43	10
1982	Earl Campbell	157	538	3.4	22	2
1983	Earl Campbell	322	1,301	4.0	42	12
1984	Larry Moriarty	189	785	4.2	51	6
1985	Mike Rozier	133	462	3.5	30	8
1986	Mike Rozier	199	662	3.3	19t	4
1987	Mike Rozier	229	957	4.2	41	3
1988	Mike Rozier	251	1,002	4.0	28	10
1989	Alonzo Highsmith	128	531	4.1	25	4
1990	Lorenzo White	168	702	4.2	22	8
1991	Allen Pinkett	171	720	4.2	32	9
1992	Lorenzo White	265	1,226	4.6	44	7
1993	Gary Brown	195	1,002	5.1	26	6
1994	Lorenzo White	191	757	4.0	33	3
1995	Rodney Thomas	251	947	3.8	74t	5
1996	Eddie George	335	1,368	4.1	76	8
1997	Eddie George	357	1,399	3.9	30	6
1998	Eddie George	348	1,294	3.7	37t	5
1999	Eddie George	320	1,304	4.1	40	9
2000	Eddie George	403	1,509	3.7	35t	14
2001	Eddie George	315	939	3.0	27	5
2002	Eddie George	343	1,165	3.4	35	12
2003	Eddie George	312	1,031	3.3	27	5
2004	Chris Brown	220	1,067	4.9	52	6
2005	Chris Brown	224	851	3.8	38t	5
2006	Travis Henry	270	1,211	4.5	70t	7
2007	LenDale White	303	1,110	3.7	28	7
2008	Chris Johnson	251	1,228	4.9	66t	9
2009	Chris Johnson	358	2,006	5.6	91t	14
2010	Chris Johnson	316	1,364	4.3	76t	11
2011	Chris Johnson	262	1,047	4.0	48t	4
2012	Chris Johnson	276	1,243	4.5	94t	6
2013	Chris Johnson	279	1,077	3.9	30t	6
2014	Bishop Sankey	152	569	3.7	22	2
2015	Antonio Andrews	143	520	3.6	38	3
2016	DeMarco Murray	293	1,287	4.4	75t	9
2017	Derrick Henry	176	744	4.2	75t	5
2018	Derrick Henry	215	1,059	4.9	99t	12
2019	Derrick Henry	303	1,540	5.1	74t	16
2020	Derrick Henry	378	2,027	5.4	94t	17

PASSING

Year	Player	Att	Cmp	Yds	Pct	TD	Int	Avg
1960	George Blanda	363	169	2,413	46.6	24	22	6.7
1961	George Blanda	362	187	3,330	51.7	36	22	9.2
1962	George Blanda	418	197	2,810	47.1	27	42	6.7
1963	George Blanda	423	224	3,003	52.9	24	25	7.0
1964	George Blanda	505	262	3,282	51.9	17	27	6.4
1965	George Blanda	442	186	2,542	42.1	20	30	5.8
1966	George Blanda	271	122	1,764	45.0	17	21	6.4
1967	Pete Beathard	231	94	1,114	40.7	9	14	4.8
1968	Pete Beathard	223	105	1,559	47.1	7	16	6.9
1969	Pete Beathard	370	180	2,455	48.6	10	21	6.4
1970	Charley Johnson	281	144	1,652	51.2	7	12	5.9
1971	Dan Pastorini	270	127	1,702	47.0	7	21	6.3
1972	Dan Pastorini	299	144	1,711	48.2	7	11	5.7
1973	Dan Pastorini	290	154	1,482	53.1	5	17	5.1
1974	Dan Pastorini	247	140	1,571	56.7	10	10	6.4
1975	Dan Pastorini	342	163	2,053	47.7	14	16	6.0
1976	Dan Pastorini	309	167	1,785	53.5	10	10	5.7
1977	Dan Pastorini	319	169	1,987	53.0	13	18	6.2
1978	Dan Pastorini	368	199	2,473	54.1	16	17	6.7
1979	Dan Pastorini	324	163	2,090	50.3	14	18	6.5
1980	Ken Stabler	454	293	3,202	64.5	13	28	7.0
1981	Ken Stabler	285	165	1,988	57.9	14	18	6.9
1982	Archie Manning	125	66	877	52.8	6	6	7.0
1983	Oliver Luck	217	124	1,375	57.1	8	13	6.3
1984	Warren Moon	450	259	3,338	57.6	12	14	7.4
1985	Warren Moon	377	200	2,709	53.1	15	19	7.2
1986	Warren Moon	488	256	3,489	52.5	13	26	7.2
1987	Warren Moon	368	184	2,806	50.0	21	18	7.6
1988	Warren Moon	294	160	2,327	54.4	17	8	7.9
1989	Warren Moon	464	280	3,631	60.3	23	14	7.8
1990	Warren Moon	584	362	4,689	62.0	33	13	8.0
1991	Warren Moon	655	404	4,690	61.7	23	21	7.2
1992	Warren Moon	346	224	2,521	64.7	18	12	7.3
1993	Warren Moon	520	303	3,485	58.3	21	21	6.7
1994	Billy Joe Tolliver	240	121	1,287	50.4	6	7	5.4
1995	Chris Chandler	356	225	2,460	63.2	17	10	6.9
1996	Chris Chandler	320	184	2,099	57.5	16	11	6.6
1997	Steve McNair	415	216	2,665	52.0	14	13	6.4
1998	Steve McNair	492	289	3,228	58.7	15	10	6.5
1999	Steve McNair	331	187	2,179	56.5	12	8	6.6
2000	Steve McNair	396	248	2,847	62.6	15	13	7.2
2001	Steve McNair	431	264	3,350	61.3	21	12	7.8
2002	Steve McNair	492	301	3,387	61.2	22	15	6.9
2003	Steve McNair	400	250	3,215	62.5	24	7	8.0
2004	Billy Volek	357	218	2,486	61.1	18	10	7.0
2005	Steve McNair	476	292	3,161	61.3	16	11	6.6
2006	Vince Young	357	184	2,199	51.5	12	13	6.2
2007	Vince Young	382	238	2,546	62.3	9	17	6.7
2008	Kerry Collins	415	242	2,676	58.3	12	7	6.5
2009	Vince Young	259	152	1,879	58.7	10	7	7.3
2010	Kerry Collins	278	160	1,823	57.6	14	8	6.6
2011	Matt Hasselbeck	518	319	3,571	61.6	18	14	6.9
2012	Jake Locker	314	177	2,176	56.4	10	11	6.9
2013	Ryan Fitzpatrick	350	217	2,454	62.0	14	12	7.0
2014	Zach Mettenberger	179	107	1,412	59.8	8	7	7.9
2015	Marcus Mariota	370	230	2,818	62.2	19	10	7.6
2016	Marcus Mariota	451	276	3,426	61.2	26	9	7.6
2017	Marcus Mariota	453	281	3,232	62.0	13	15	7.1
2018	Marcus Mariota	331	228	2,528	68.9	11	8	7.6
2019	Ryan Tannehill	286	201	2,742	70.3	22	6	9.6
2020	Ryan Tannehill	481	315	3,819	65.5	33	7	7.9

YEAR-BY-YEAR LEADERS

RECEIVING							SCORING					
Year	Player	No	Yds	Avg	Lg	TD	Year	Player	TD	PAT	FG	Tot
1960	Bill Groman	72	1,473	20.5	80t	12	1960	George Blanda	4	46	15	115
1961	Charlie Hennigan	82	1,746	21.3	80t	12	1961	George Blanda	0	64	16	112
1962	Charlie Hennigan	54	867	16.1	75t	8	1962	George Blanda	0	48	11	81
1963	Charlie Hennigan	61	1,051	17.2	83t	10	1963	George Blanda	0	37	9	64
1964	Charlie Hennigan	101	1,546	15.3	53t	8	1964	George Blanda	0	38	13	76
1965	Ode Burrell (RB)	55	650	11.8	52t	4	1965	George Blanda	0	28	11	61
1966	Charles Frazier	57	1,129	19.8	79t	12	1966	George Blanda	0	39	16	87
1967	Hoyle Granger (RB)	31	300	9.6	43	3	1967	John Wittenborn	0	30	14	72
1968	Alvin Reed (TE)	46	747	16.2	60	5	1968	Wayne Walker	0	26	8	50
1969	Alvin Reed (TE)	51	664	13.0	43	2	1969	Roy Gerela	0	29	19	86
1970	Alvin Reed (TE)	47	604	12.9	34	2	1970	Roy Gerela	0	23	18	77
1971	Jim Beirne	38	550	14.5	40	1	1971	Mark Moseley	0	25	16	73
1972	Fred Willis (RB)	45	297	6.6	27	2	1972	Skip Butler	0	12	16	51
1973	Fred Willis (RB)	57	371	6.5	50	1	1973	Skip Butler	0	15	21	66
1974	Ken Burrough	36	492	13.7	51	2	1974	Skip Butler	0	29	9	56
1975	Ken Burrough	53	1,063	20.1	77t	8	1975	Skip Butler	0	31	18	85
1976	Ken Burrough	51	932	18.2	69	7	1976	Skip Butler	0	24	16	72
1977	Ken Burrough	43	816	19.0	85t	8	1977	Toni Fritsch	0	19	12	55
1978	Ken Burrough	47	624	13.3	44	2	1978	Earl Campbell (RB)	13	0	0	78
1979	Ken Burrough	40	752	18.8	55t	6	1979	Earl Campbell (RB)	19	0	0	114
1980	Mike Barber (TE)	59	712	12.1	79t	5	1980	Toni Fritsch	0	26	19	83
1981	Ken Burrough	40	668	16.7	71t	7	1981	Toni Fritsch	0	32	15	77
1982	Dave Casper (TE)	36	573	15.9	38	6	1982	Dave Casper (TE)	6	0	0	36
1983	Tim Smith	83	1,176	14.2	47t	6	1983	Florian Kempf	0	33	17	84
1984	Tim Smith	69	1,141	16.5	75t	4	1984	Joe Cooper	0	13	11	46
1985	Butch Woolfolk (RB)	80	814	10.2	80t	4	1985	Tony Zendejas	0	29	21	92
1986	Drew Hill	65	1,112	17.1	81t	5	1986	Tony Zendejas	0	28	22	94
1987	Ernest Givins	53	933	17.6	83t	6	1987	Tony Zendejas	0	32	20	92
1988	Drew Hill	72	1,141	15.8	57t	10	1988	Tony Zendejas	0	48	22	114
1989	Drew Hill	66	938	14.2	50	8	1989	Tony Zendejas	0	40	25	115
1990	Haywood Jeffires	74	1,048	14.2	87t	8	1990	Lorenzo White (RB)	12	0	0	72
	Drew Hill	74	1,019	13.8	57	5	1991	Ian Howfield	0	25	13	64
1991	Haywood Jeffires	100	1,181	11.8	44	7	1992	Al Del Greco	0	41	21	104
1992	Haywood Jeffires	90	913	10.1	47	9	1993	Al Del Greco	0	39	29	126
1993	Webster Slaughter	77	904	11.7	41	5	1994	Al Del Greco	0	18	16	66
1994	Webster Slaughter	68	846	12.4	57	2	1995	Al Del Greco	0	33	27	114
	Haywood Jeffires	68	783	11.5	50	6	1996	Al Del Greco	0	35	32	131
1995	Haywood Jeffires	61	684	11.2	35t	8	1997	Al Del Greco	0	32	27	113
1996	Frank Wycheck (TE)	53	511	9.6	29	6	1998	Al Del Greco	0	28	36	136
1997	Frank Wycheck (TE)	63	748	11.9	42	4	1999	Al Del Greco	0	43	21	106
1998	Frank Wycheck (TE)	70	768	11.0	38	2	2000	Al Del Greco	0	37	27	118
1999	Frank Wycheck (TE)	69	641	9.3	35	2	2001	Joe Nedney	0	34	20	94
2000	Frank Wycheck (TE)	70	636	9.1	26	4	2002	Joe Nedney	0	36	25	111
2001	Derrick Mason	73	1,128	15.5	71t	9	2003	Gary Anderson	0	42	27	123
2002	Derrick Mason	79	1,012	12.8	40	5	2004	Gary Anderson	0	37	17	88
2003	Derrick Mason	95	1,303	13.7	50t	8	2005	Rob Bironas	0	30	23	99
2004	Derrick Mason	96	1,168	12.2	37t	7	2006	Rob Bironas	0	32	22	98
2005	Drew Bennett	58	738	12.7	55t	4	2007	Rob Bironas	0	28	35	133
2006	Drew Bennett	46	737	16.0	39	3	2008	Rob Bironas	0	40	29	127
2007	Justin Gage	55	750	13.6	73	2	2009	Rob Bironas	0	37	27	118
	Roydell Williams	55	719	13.1	48	4	2010	Rob Bironas	0	38	24	110
2008	Bo Scaife (TE)	58	561	9.7	44	2	2011	Rob Bironas	0	34	29	121
2009	Chris Johnson (RB)	50	503	10.1	69t	2	2012	Rob Bironas	0	35	25	110
2010	Chris Johnson (RB)	44	245	5.6	25	1	2013	Rob Bironas	0	41	25	116
2011	Nate Washington	74	1,023	13.8	57	7	2014	Ryan Succop	0	27	19	84
2012	Kendall Wright	64	626	9.8	38	4	2015	Ryan Succop	0	29	14	71
2013	Kendall Wright	94	1,079	11.5	45	2	2016	Ryan Succop	0	39	22	105
2014	Delanie Walker	63	890	14.1	68	4	2017	Ryan Succop	0	31	35	136
2015	Delanie Walker	94	1,088	11.6	61t	6	2018	Ryan Succop	0	28	26	106
2016	Rishard Matthews	65	945	14.5	60	9	2019	Derrick Henry	18	0	0	108
	Delanie Walker	65	800	12.3	47	7	2020	Derrick Henry	17	0	0	104
2017	Delanie Walker	74	807	10.9	42	3						
2018	Corey Davis	65	891	13.7	51	4						
2019	A.J. Brown	52	1,051	20.2	91t	8						
2020	A.J. Brown	70	1,075	15.4	73t	11						

YEAR-BY-YEAR LEADERS

KICKOFF RETURNS

Year	Player	No	Yds	Avg	Lg	TD
1960	Ken Hall	19	594	31.3	104t	1
1961	Billy Cannon	18	439	24.4	47	0
1962	Bobby Jancik	24	726	30.3	61	0
1963	Bobby Jancik	45	1,315	29.3	53	0
1964	Ode Burrell	17	449	26.4	93t	1
1965	Bobby Jancik	18	430	23.9	43	0
1966	Bobby Jancik	34	875	25.7	53	0
1967	Zeke Moore	14	405	28.9	92	1
1968	Zeke Moore	32	787	24.6	45	0
1969	Jerry LeVias	38	940	24.7	87	0
1970	Jerry LeVias	26	598	23.0	37	0
1971	Linzy Cole	32	834	26.1	45	0
1972	Willie Rodgers	17	335	19.7	31	0
1973	Bob Gresham	27	723	26.8	103t	1
1974	Billy Johnson	29	785	27.1	67	0
1975	Billy Johnson	33	798	24.2	81t	1
1976	Billy Johnson	26	579	22.2	53	0
1977	Billy Johnson	25	630	25.2	76t	1
1978	Johnnie Dirden	32	780	24.4	60	0
1979	Richard Ellender	24	514	21.4	35	0
1980	Carl Roaches	37	746	20.2	46	0
1981	Carl Roaches	28	769	27.5	96t	1
1982	Carl Roaches	21	441	21.0	45	0
1983	Steve Brown	31	795	25.6	93t	1
1984	Carl Roaches	30	679	22.6	49	0
1985	Willie Drewrey	26	642	24.7	52	0
1986	Willie Drewrey	25	500	20.0	32	0
	Allen Pinkett	26	519	20.0	48	0
1987	Curtis Duncan	28	546	19.5	62	0
1988	Leonard Harris	34	678	19.9	56	0
1989	Kenny Johnson	21	372	17.7	39	0
1990	Gerald McNeil	27	551	20.4	64	0
1991	Allen Pinkett	26	508	19.5	41	0
1992	Pat Coleman	14	290	20.7	28	0
1993	Willie Drewrey	15	293	19.5	34	0
1994	Todd McNair	23	481	20.9	44	0
1995	Mel Gray	53	1,183	22.3	54	0
1996	Mel Gray	50	1,224	24.5	88	0
1997	Derrick Mason	26	551	21.2	54	0
1998	Mike Archie	42	913	21.7	50	0
1999	Derrick Mason	41	805	19.6	41	0
2000	Derrick Mason	42	1,132	27.0	66	0
2001	Derrick Mason	34	748	22.0	101t	1
2002	John Simon	20	371	18.6	29	0
2003	Jake Schifino	35	703	20.1	39	0
2004	Jason McAddley	38	849	22.3	45	0
2005	Pacman Jones	43	1,127	26.2	85	0
2006	Bobby Wade	50	1,194	23.9	48	0
2007	Michael Griffin	18	422	23.4	48	0
2008	Chris Carr	35	984	28.1	52	0
2009	Kenny Britt	24	523	21.8	56	0
2010	Marc Mariani	60	1,530	25.5	98t	1
2011	Marc Mariani	32	748	23.4	49	0
2012	Darius Reynaud	53	1,240	23.4	105t	1
2013	Leon Washington	16	481	30.1	95	0
2014	Leon Washington	31	738	23.8	52	0
2015	Dexter McCluster	13	285	21.9	32	0
2016	Marc Mariani	26	560	21.5	37	0
2017	Adoree' Jackson	25	578	23.1	57	0
2018	Darius Jennings	22	698	31.7	94t	1
2019	Kalif Raymond	18	403	22.4	45	0
2020	Kalif Raymond	15	275	18.3	30	0

PUNT RETURNS

Year	Player	No	Yds	Avg	Lg	TD
1960	Billy Cannon	4	96	24.0	51	0
1961	Billy Cannon	9	70	7.8	20	0
1962	Bobby Jancik	14	164	11.7	21	0
1963	Bobby Jancik	13	145	11.2	56	0
1964	Bobby Jancik	14	220	15.7	82t	1
1965	Bobby Jancik	12	85	7.1	25	0
1966	Ode Burrell	8	76	9.5	29	0
1967	Larry Carwell	9	154	17.1	54	0
1968	Sid Blanks	22	179	8.1	39	0
1969	Jerry LeVias	35	292	8.3	46	0
1970	Jerry LeVias	25	213	8.5	33	0
1971	Linzy Cole	14	107	7.6	31	0
1972	Ken Houston	25	148	5.9	33	0
1973	Jeff Severson	16	126	7.9	74	0
1974	Billy Johnson	30	409	13.6	49	0
1975	Billy Johnson	40	612	15.3	83t	3
1976	Billy Johnson	39	397	10.2	46	0
1977	Billy Johnson	35	539	15.4	87t	2
1978	Ronnie Coleman	16	142	8.9	32	0
1979	Richard Ellender	31	203	6.5	36	0
1980	Carl Roaches	47	384	8.2	68	0
1981	Carl Roaches	39	296	7.6	40	0
1982	Carl Roaches	19	104	5.5	25	0
1983	Carl Roaches	20	159	8.0	23	0
1984	Carl Roaches	26	152	5.8	18	0
1985	Willie Drewrey	24	215	9.0	23	0
1986	Willie Drewrey	25	262	7.7	25	0
1987	Kenny Johnson	24	196	8.2	26	0
1988	Kenny Johnson	30	170	5.7	16	0
1989	Kenny Johnson	19	122	6.4	19	0
1990	Gerald McNeil	30	172	5.7	26	0
1991	Pat Coleman	22	138	6.3	24	0
1992	Webster Slaughter	20	142	7.1	20	0
1993	Willie Drewrey	41	275	6.7	18	0
1994	Ernest Givins	37	210	5.7	78t	1
1995	Mel Gray	30	303	10.1	20	0
1996	Mel Gray	22	205	9.3	40	0
1997	Mel Gray	17	144	8.5	30	0
1998	Derrick Mason	31	228	7.4	25	0
1999	Derrick Mason	26	225	8.7	65t	1
2000	Derrick Mason	51	662	13.0	69t	1
2001	Derrick Mason	20	128	6.4	20	0
2002	John Simon	13	113	8.7	30	0
2003	Justin McCareins	29	330	11.4	58t	1
2004	Derrick Mason	24	93	3.9	13	0
2005	Pacman Jones	29	272	9.4	52t	1
2006	Pacman Jones	34	440	12.9	90t	3
2007	Chris Davis	31	293	9.5	39	0
2008	Chris Carr	32	323	10.1	44	0
2009	Alvin Pearman	11	112	10.2	18	0
2010	Marc Mariani	27	329	12.2	87t	1
2011	Marc Mariani	46	490	10.7	79t	1
2012	Darius Reynaud	31	410	13.2	81t	2
2013	Darius Reynaud	18	135	7.5	35	0
2014	Dexter McCluster	22	155	7.0	48	0
2015	Dexter McCluster	24	217	9.0	37	0
2016	Marc Mariani	29	235	8.1	18	0
2017	Adoree' Jackson	34	290	8.5	46	0
2018	Adoree' Jackson	16	148	9.3	26	0
2019	Adam Humphries	12	78	6.5	21	0
2020	Kalif Raymond	23	208	9.0	40	0

YEAR-BY-YEAR LEADERS

INTERCEPTIONS

Year	Player	No	Yds	Avg	Lg	TD
1960	Mark Johnston (CB)	4	42	10.5	33	0
	Dennit Morris (LB)	4	32	8.0	26	0
	Julian Spence (S)	4	5	1.3	5	0
1961	Jim Norton (S)	9	150	16.7	36	0
1962	Jim Norton (S)	8	75	9.4	36	0
1963	Fred Glick (S)	12	180	15.0	40	1
1964	Pete Jaquess (CB)	8	141	17.6	98t	1
1965	W.K. Hicks (CB)	9	156	17.3	31	0
1966	Jim Norton (S)	4	125	31.3	56	0
	Fred Glick (S)	4	47	11.8	41	0
1967	Miller Farr (CB)	10	264	26.4	67	3
1968	Ken Houston (S)	5	160	32.0	66t	2
1969	Miller Farr (CB)	6	48	8.0	35	0
1970	Zeke Moore (CB)	6	85	14.2	32	0
1971	Ken Houston (S)	9	220	24.4	48t	4
1972	Bob Atkins (S)	2	37	18.5	34	0
	John Charles (S)	2	6	3.0	6	0
1973	Guy Roberts (LB)	4	55	13.8	27	0
	Jeff Severson (S)	4	24	6.0	19	0
1974	Bob Atkins (S)	6	85	14.2	36	0
1975	Zeke Moore (CB)	5	137	27.4	74	0
1976	C.L. Whittington (S)	5	103	20.6	50	0
1977	Mike Reinfeldt (S)	5	78	15.6	30	0
1978	Willie Alexander (CB)	5	51	10.2	29	0
1979	Mike Reinfeldt (S)	12	205	17.1	39	0
1980	Jack Tatum (S)	7	100	14.3	35	0
1981	Greg Sterrick (CB)	3	94	31.3	38	0
	Carter Hartwig (DB)	3	78	26.0	36	0
1982	Robert Brazile (LB)	1	31	31.0	31	0
	Gregg Bingham (LB)	1	8	8.0	8	0
	Vernon Pery (S)	1	8	8.0	8	0
1983	Willie Tullis (DB)	5	65	13.0	44	0
1984	Willie Tullis (DB)	4	48	12.0	22	0
1985	Steve Brown (CB)	5	41	8.2	22	0
1986	Allen Lyday (S)	3	24	8.0	24	0
	Patrick Allen (CB)	3	20	6.7	18	0
1987	Keith Bostic (S)	6	-14	-2.3	7	0
1988	Jeff Donaldson (S)	4	29	7.3	23	0
1989	Steve Brown (CB)	5	54	10.8	41	0
1990	Richard Johnson (CB)	8	100	12.5	35	1
1991	Cris Dishman (CB)	6	61	10.2	43	0
1992	Jerry Gray (CB)	6	24	4.0	22	0
1993	Marcus Robertson (S)	7	137	19.6	69	0
1994	Darryll Lewis (CB)	5	57	11.4	20	0
1995	Darryll Lewis (CB)	6	145	24.2	98t	1
1996	Darryll Lewis (CB)	5	103	20.6	53	1
1997	Darryll Lewis (CB)	5	115	23.0	47t	1
	Marcus Robertson (S)	5	127	25.4	48	0
1998	Darryll Lewis (CB)	4	40	10.0	33	0
1999	Samari Rolle (CB)	4	65	16.3	30	0
2000	Samari Rolle (CB)	7	140	20.0	81t	1
2001	Andre Dyson (CB)	3	36	12.0	36	0
	Samari Rolle (CB)	3	3	1.0	3	0
2002	Lance Schulters (S)	6	56	9.3	28	0
2003	Samari Rolle (CB)	6	141	23.5	52	0
2004	Andre Dyson (CB)	6	135	22.5	44	0
2005	Reynaldo Hill (CB)	3	88	29.3	52t	1
2006	Chris Hope (S)	5	105	21.0	61t	1
2007	Keith Bulluck (LB)	5	63	12.6	35	0
2008	Michael Griffin (S)	7	172	24.6	83t	1
2009	Cortland Finnegan (CB)	5	194	38.8	80	1
2010	Michael Griffin (S)	4	50	12.5	28	0
2011	Michael Griffin (S)	2	0	0.0	0	0
	Jason McCourty (CB)	2	52	26.0	30	0
2012	Michael Griffin (S)	4	59	14.8	33	0
	Jason McCourty (CB)	4	29	7.3	28	0
2013	Alterraun Verner (CB)	5	68	13.6	34	1
2014	Jason McCourty (CB)	3	0	0.0	0	0
2015	Zach Brown (LB)	2	45	22.5	45	0
	Coty Sensabaugh (CB)	2	42	21.0	26t	1
2016	Perrish Cox (CB)	3	3	1.0	3	0
2017	Kevin Byard (S)	8	130	16.3	33	0
2018	Kevin Byard (S)	4	1	0.3	1	0
2019	Kevin Byard (S)	5	79	15.8	28	0
2020	Malcolm Butler (CB)	4	111	27.8	68	0
	Amani Hooker (S)	4	11	2.8	6	0

SACKS

Year	Player	Total
1960	Don Floyd (DE)	4
1961	Doug Cline (LB)	6
1962	Ed Husmann (DT)	10
1963	Ed Husmann (DT)	5
	Gary Cutsinger (DE)	5
1964	Ed Husmann (DT)	4
	Don Floyd (DE)	4
1965	Gary Cutsinger (DE)	7
1966	Gary Cutsinger (DE)	5
1967	George Rice (DT)	6
1968	Pat Holmes (DE)	6
1969	Elvin Bethea (DE)	14
1970	Elvin Bethea (DE)	9.5
1971	Elvin Bethea (DE)	13
1972	Mike Tilleman (DT)	12
1973	Elvin Bethea (DE)	17
1974	Ted Washington (LB)	11
1975	Curly Culp (DT)	11.5
1976	Elvin Bethea (DE)	14.5
1977	James Young (DE)	7.5
1978	Elvin Bethea (DE)	8
1979	Jesse Baker (DE)	15.5
1980	Mike Stensrud (DE)	7
1981	Jesse Baker (DE)	10
1982	Jesse Baker (DE)	7.5
1983	Jesse Baker (DE)	5.5
1984	Jesse Baker (DE)	11
1985	Jesse Baker (DE)	5.5
1986	Ray Childress (DE)	5
1987	Ray Childress (DE)	6
1988	Ray Childress (DE)	8.5
	William Fuller (DE)	8.5
1989	Ray Childress (DE)	8.5
1990	Sean Jones (DE)	12.5
1991	William Fuller (DE)	15
1992	Ray Childress (DE)	13
1993	Sean Jones (DE)	13
1994	Lamar Lathon (DE)	8.5
1995	Anthony Cook (DE)	4.5
	Henry Ford (DE)	4.5
1996	Anthony Cook (DE)	7.5
1997	Kenny Holmes (DE)	7
	Gary Walker (DT)	7
1998	Lonnie Marts (LB)	4
1999	Jevon Kearse (DE)	14.5
2000	Jevon Kearse (DE)	11.5
2001	Jevon Kearse (DE)	10.0
2002	Kevin Carter (DE)	10.0
2003	Jevon Kearse (DE)	9.5
2004	Kevin Carter (DE)	6.0
2005	Kyle Vanden Bosch (DE)	12.5
2006	Kyle Vanden Bosch (DE)	6.5
2007	Kyle Vanden Bosch (DE)	12
2008	Albert Haynesworth (DT)	8.5
2009	Jacob Ford (DE)	5.5
2010	Jason Babin (DE)	12.5
2011	Karl Klug (DT)	7.0
2012	Derrick Morgan (DE)	6.5
2013	Jurrell Casey (DT)	10.5
2014	Derrick Morgan (OLB)	6.5
2015	Jurrell Casey (DT)	7.0
	Brian Orakpo (OLB)	7.0
2016	Brian Orakpo (OLB)	10.5
2017	Derrick Morgan (OLB)	7.5
2018	Jurrell Casey (DT)	7.0
2019	Harold Landry III (OLB)	9.0
2020	Harold Landry III (OLB)	5.5

YEAR-BY-YEAR LEADERS

TACKLES (SINCE 1974)

Year	Player	Solo	Assist	Total
1974	Gregg Bingham (LB)	128	78	206
1975	Gregg Bingham (LB)	110	75	185
1976	Gregg Bingham (LB)	100	91	191
1977	Gregg Bingham (LB)	95	95	190
1978	Gregg Bingham (LB)	109	114	223
1979	Gregg Bingham (LB)	100	103	203
1980	Gregg Bingham (LB)	112	100	212
1981	Gregg Bingham (LB)	112	60	172
1982	Daryl Hunt (LB)	61	24	85
1983	Gregg Bingham (LB)	87	48	135
1984	Robert Abraham (LB)	106	92	198
1985	Avon Riley (LB)	80	67	147
1986	John Grimsley (LB)	112	87	199
1987	Al Smith (LB)	46	56	102
1988	John Grimsley (LB)	70	45	115
1989	John Grimsley (LB)	73	30	103
1990	Al Smith (LB)	78	26	104
1991	Al Smith (LB)	101	45	146
1992	Al Smith (LB)	70	52	122
1993	Al Smith (LB)	67	28	95
1994	Al Smith (LB)	97	45	142
1995	Blaine Bishop (S)	75	22	97
1996	Blaine Bishop (S)	73	36	100
1997	Barron Wortham (LB)	61	36	97
1998	Joe Bowden (LB)	88	57	145

Year	Player	Solo	Assist	Total
1999	Blaine Bishop (S)	83	30	113
	Eddie Robinson (LB)	64	49	113
2000	Randall Godfrey (LB)	97	72	169
2001	Randall Godfrey (LB)	79	32	111
2002	Keith Bulluck (LB)	116	64	180
2003	Keith Bulluck (LB)	110	61	171
2004	Keith Bulluck (LB)	108	63	171
2005	Keith Bulluck (LB)	106	44	150
2006	Keith Bulluck (LB)	107	54	161
2007	David Thornton (LB)	97	43	140
2008	Keith Bulluck (LB)	83	37	120
2009	Stephen Tulloch (LB)	95	37	132
2010	Stephen Tulloch (LB)	121	48	169
2011	Jordan Babineaux (S)	81	36	117
2012	Akeem Ayers (LB)	79	31	110
2013	Bernard Pollard (S)	93	49	142
2014	Wesley Woodyard (LB)	66	68	134
2015	Avery Williamson (LB)	79	58	137
2016	Avery Williamson (LB)	76	73	149
2017	Wesley Woodyard (LB)	104	68	172
2018	Wesley Woodyard (LB)	85	39	124
2019	Rashaan Evans (LB)	84	55	139
2020	Kevin Byard (S)	79	32	111

INDIVIDUAL RECORDS: SERVICE

Number of Games Played in Regular Season

1960-77: 14 games

1978-81, 1983-86, 1988-present: 16 games

1982: 9 games

1987: 15 games

Most Seasons

19	Bruce Matthews, 1983-2001
16	Elvin Bethea, 1968-83
13	Brad Hopkins, 1993-2005
13	Brett Kern , 2009-21
12	Gregg Bingham, 1973-84
12	Mike Munchak, 1982-93
12	Craig Hentrich, 1998-09

Most Seasons, Active

13	Brett Kern , 2009-21
8	Taylor Lewan , 2014-21

Most Games Played

296	Bruce Matthews, 1983-2001
210	Elvin Bethea, 1968-83
194	Brad Hopkins, 1993-2005
187	Brett Kern , 2009-21
177	Craig Hentrich, 1998-2009
173	Gregg Bingham, 1973-84

160	Ray Childress, 1985-95
159	Mike Munchak, 1982-93
157	Keith Bulluck, 2000-09
152	Benji Olson, 1998-2007
151	Al Del Greco, 1991-2000
148	Michael Roos, 2005-14
147	Robert Brazile, 1975-84
146	Ted Thompson, 1975-84
145	Zeke Moore, 1967-77
144	Rob Bironas, 2005-13
144	Ken Burrough, 1971-81
141	Michael Griffin, 2007-15
141	Warren Moon, 1984-93

Most Games Played, Active

187	Brett Kern , 2009-21
-----	-----------------------------

Most Consecutive Games Played

232	Bruce Matthews, 1987-2001
177	Brett Kern , 2009-21
147	Robert Brazile, 1975-84
146	Craig Hentrich, 1998-2007
144	Rob Bironas, 2005-13
135	Beau Brinkley, 2012-20
135	Elvin Bethea, 1968-77
135	Keith Bulluck, 2000-09

134	Gregg Bingham, 1973-81
128	Eddie George, 1996-2003

Most Consecutive Games Played, Active

86	Kevin Byard , 2016-21
----	------------------------------

Most Consecutive Games Started

229	Bruce Matthews, 1987-2001
147	Robert Brazile, 1975-84
135	Elvin Bethea, 1968-77
134	Gregg Bingham, 1973-81
128	Eddie George, 1996-2003
127	Keith Bulluck, 2001-09

Most Consecutive Games Started, Active

78	Kevin Byard , 2016-21
42	Harold Landry III , 2018-21
39	Rashaan Evans , 2019-21

INDIVIDUAL RECORDS: SCORING

Most Seasons Leading Team

9	Rob Bironas, 2005-13
9	Al Del Greco, 1992-2000
7	George Blanda, 1960-66
5	Ryan Succop, 2014-18
5	Tony Zendejas, 1985-90

Most Consecutive Seasons Leading Team

9	Rob Bironas, 2005-13
9	Al Del Greco, 1992-2000
7	George Blanda, 1960-66

5	Ryan Succop, 2014-18
5	Tony Zendejas, 1985-89

POINTS

Career

1,060	Al Del Greco, 1991-2000 (322 PAT, 246 FG)
1,032	Rob Bironas, 2005-13 (315 PAT, 239 FG)

598	George Blanda, 1960-66 (4 TD, 301 PAT, 91 FG)
548	Tony Zendejas, 1985-90 (197 PAT, 117 FG)
529	Ryan Succop, 2014-19 (178 PAT, 117 FG)
450	Eddie George, 1996-2003 (74 TD, 3 two-point)
438	Earl Campbell, 1978-84 (73 TD)

INDIVIDUAL RECORDS: SCORING

Season

136	Ryan Succop, 2017 (31 PAT, 35 FG)
136	Al Del Greco, 1998 (28 PAT, 36 FG)
133	Rob Bironas, 2007 (28 PAT, 35 FG)
131	Al Del Greco, 1996 (35 PAT, 32 FG)
127	Rob Bironas, 2008 (40 PAT, 29 FG)
126	Al Del Greco, 1993 (39 PAT, 29 FG)
123	Gary Anderson, 2003 (42 PAT, 27 FG)

Most Seasons, 100 or More Points

8	Al Del Greco, 1992-93, 1995-2000
7	Rob Bironas, 2007-13
3	Ryan Succop, 2016-18
2	George Blanda, 1960-61
2	Tony Zendejas, 1988-89
2	Derrick Henry , 2019-20

Season, Rookie

92	Tony Zendejas, 1985 (29 PAT, 21 FG)
86	Roy Gerela, 1969 (29 PAT, 19 FG)
72	Bill Groman, 1960 (12 TD)

Game

30	Billy Cannon, @ N.Y. Titans, 12/10/61 (5 TD)
26	Rob Bironas, @ Hou., 10/21/07 (8 FG, 2 PAT)
26	George Blanda, vs. L.A. Chargers, 9/18/60 (3 TD, 5 PAT, 1 FG)

Game, Opponent

24	Art Powell, @ Oakland, 12/22/63
24	Corey Dillon, @ Cincinnati, 12/4/97
19	Robbie Gould, @ San Francisco, 12/17/17
19	Cody Parkey, @ Philadelphia, 11/23/14
19	Horst Muhlmann, vs. Cincinnati, 12/17/72

Most Consecutive Games Scoring

67	Al Del Greco, 1994-00
46	Rob Bironas, 2006-08

TOUCHDOWNS

Career

74	Eddie George, 1996-2003
73	Earl Campbell, 1978-84
68	Derrick Henry , 2016-21
58	Chris Johnson, 2008-13
51	Charlie Hennigan, 1960-66
48	Kenny Burrough, 1971-81
	Ernest Givins, 1986-94

Season

19	Earl Campbell, 1979
18	Derrick Henry , 2019
18	Bill Groman, 1961

Game

5	Billy Cannon, @ N.Y. Titans, 12/10/61
---	---------------------------------------

Game, Opponent

4	Art Powell, @ Oakland, 12/22/63
4	Bob Hayes, @ Dallas, 12/20/70
4	Corey Dillon, @ Cincinnati, 12/4/97

3	21 times, last by Antonio Brown, @ Pittsburgh, 11/16/17
---	---

Most Consecutive Team Games Scoring TD

8	Bill Groman, 1961
6	DeMarco Murray, 2016
5	Derrick Henry , 2020
5	Derrick Henry , 2019
5	Hoyle Granger, 1967
5	Ken Burrough, 1977
5	Earl Campbell, 1979
5	Earl Campbell, 1983
5	Chris Sanders, 1995
5	Eddie George, 1998-99
5	Kenny Britt, 2010

POINTS AFTER TOUCHDOWNS

Career

322	Al Del Greco, 1991-2000
315	Rob Bironas, 2005-13
301	George Blanda, 1960-66
197	Tony Zendejas, 1985-90
178	Ryan Succop, 2014-19
149	Toni Fritsch, 1977-81

Season

64	George Blanda, 1961
48	George Blanda, 1962
	Tony Zendejas, 1988

Game

8	George Blanda, vs. N.Y. Titans, 10/14/62
7	George Blanda, @ Denver, 11/5/61
7	George Blanda, vs. N.Y. Titans, 11/19/61
7	George Blanda, @ Oakland, 12/22/63
7	Teddy Garcia, vs. Cleveland, 12/9/90

Most Made, Opponent, Game

8	Stephen Gostkowski, @ New England, 10/18/09
7	Mason Crosby, @ Green Bay, 12/23/12
7	Cotton Davidson, @ Oakland, 12/22/63
7	Horst Muhlmann, vs. Cincinnati, 12/17/72
7	Jim Breech, @ Cincinnati, 12/17/89
7	Sebastian Janikowski, @ Oakland, 9/29/02
7	Lawrence Tynes, vs. Kansas City, 12/13/04

Most Consecutive PATs

285	Rob Bironas, 2006-13
229	Al Del Greco, 1993-2000
79	Gary Anderson, 2003-04
76	Al Del Greco, 1991-93
75	Skip Butler, 1972-76

Most Two-Point Conversions, Career

3	Eddie George, 1996-2003
3	Haywood Jeffires, 1987-95
3	Steve McNair, 1995-2005
3	Ryan Tannehill , 2019-2021

Most Two-Point Conversions, Season

3	Haywood Jeffires, 1994
---	------------------------

Most Two-Point Conversions, Game

1	36 times, last by MyCole Pruitt at N.Y. Jets, 10/3/21 (pass)
---	--

Most Two-Point Conversions, Opponent, Game

2	Charles Johnson @ Pittsburgh, 11/1/98 (pass, pass)
---	--

FIELD GOALS

Most Attempted, Career

295	Al Del Greco, 1991-2000
279	Rob Bironas, 2005-13
187	George Blanda, 1960-66
163	Tony Zendejas, 1985-90
140	Ryan Succop, 2014-19
122	Skip Butler, 1972-77

Most Attempted, Season

42	Ryan Succop, 2017
40	Roy Gerela, 1969
39	Al Del Greco, 1998
39	Rob Bironas, 2007
38	Al Del Greco, 1996
37	Tony Zendejas, 1989
35	Al Del Greco, 1997

Most Attempted, Game

8	Rob Bironas, @ Houston, 10/21/07
6	George Blanda, vs. N.Y. Titans, 10/9/60
6	George Blanda, vs. Denver, 9/14/63
6	Skip Butler, @ Cleveland, 10/12/75
6	Al Del Greco, vs. Atlanta, 12/5/93
6	Stephen Gostkowski , @ Minnesota, 9/27/20

Most Attempted, Opponent, Game

7	Tom Dempsey, Philadelphia, 11/12/72
6	Roy Gerela, Pittsburgh, 12/9/73
6	Jim Breech, @ Cincinnati, 11/1/87
6	John Carney, @ San Diego, 9/19/93
6	Sebastian Janikowski, @ Oakland, 11/24/13
6	Robbie Gould, @ San Francisco, 12/17/17
6	Cody Parkey, @ Philadelphia, 11/23/14
6	Blair Walsh, Minnesota, 9/11/16

Most Made, Career

246	Al Del Greco, 1991-2000
239	Rob Bironas, 2005-13
117	Ryan Succop, 2014-19
117	Tony Zendejas, 1985-90
91	George Blanda, 1960-66
81	Toni Fritsch, 1977-81

Most Made, Season

36	Al Del Greco, 1998
35	Ryan Succop, 2017
35	Rob Bironas, 2007
32	Al Del Greco, 1996
29	Al Del Greco, 1993
29	Rob Bironas, 2008
29	Rob Bironas, 2011

INDIVIDUAL RECORDS: SCORING

Most Made, Game

* 8	Rob Bironas, @ Houston, 10/21/07
6	Stephen Gostkowski, @ Minnesota, 9/27/20
5	Ryan Succop, vs. Indianapolis, 10/16/17
5	Al Del Greco, @ Philadelphia, 12/3/2000
5	Roy Gerela, vs. Miami, 9/28/69

* Denotes NFL Record

Most Made, Opponent, Game

6	Robbie Gould, @ San Francisco, 12/17/17
6	Tom Dempsey, vs. Philadelphia, 11/12/72
6	John Carney, @ San Diego, 9/19/93
5	8 times, last by Jason Myers, vs. N.Y. Jets, 12/2/18

Most Consecutive Field Goals Made

20	Al Del Greco, 1998-99
20	Rob Bironas, 2007-08
20	Rob Bironas, 2010
20	Rob Bironas, 2011-12
19	Ryan Succop, 2016-17
19	Rob Bironas, 2007
18	Al Del Greco, 1995-96
16	Ryan Succop, 2017
15	Ryan Succop, 2014-15
14	Al Del Greco, 1999-2000
14	Rob Bironas, 2011

Most Consecutive Games With Field Goal Made

20	Rob Bironas, 2009-10
----	----------------------

19	Rob Bironas, 2006-07
13	Rob Bironas, 2011-12
12	Al Del Greco, 1998
12	Gary Anderson, 2003
12	Rob Bironas, 2008
10	George Blanda, 1964-65
10	George Blanda, 1966
10	Ryan Succop, 2016-17

Longest Field Goal

60	Rob Bironas, vs. Indianapolis, 12/3/06
56	Al Del Greco, vs. San Francisco, 10/27/96
56	Rob Bironas, @ Denver, 11/19/07
55	Stephen Gostkowski, @ Minnesota, 9/27/20
55	Rob Bironas, vs. Denver, 10/3/10
55	Rob Bironas, vs. Houston, 12/29/13
55	George Blanda, vs. San Diego, 12/3/61
54	Stephen Gostkowski, @ Minnesota, 9/27/20
54	George Blanda, @ Oakland, 11/11/62
54	Skip Butler, @ Buffalo, 9/19/76
54	Al Del Greco, vs. Kansas City, 9/20/92
54	Ryan Succop, @ Buffalo, 10/7/18

Longest Field Goal, Opponent

64	Matt Prater, @ Denver, 12/8/13
56	Jason Myers, @ Jacksonville, 12/24/16
56	Jason Elam, Denver, 11/26/95
55	Chris Bahr, @ Cincinnati, 9/23/79

55	Matt Stover, Cleveland, 11/17/91
54	(six times, last by Jason Myers, N.Y. Jets, 12/2/18)

Highest Field Goal Percentage, Career (100 made)

85.7	Rob Bironas, 2005-13, (239 of 279)
83.6	Ryan Succop, 2014-19 (117 of 140)
83.4	Al Del Greco, 1991-2000, (246 of 295)

Season

92.3	Al Del Greco, 1998 (36 of 39)
92.3	Rob Bironas, 2010 (24 of 26)
91.7	Ryan Succop, 2016 (22 of 24)
90.6	Rob Bironas, 2011 (29 of 32)
89.7	Rob Bironas, 2007 (35 of 39)
87.9	Rob Bironas, 2008 (29 of 33)
87.5	Ryan Succop, 2015 (14 of 16)
87.1	Gary Anderson, 2003 (27 of 31)
87.1	Al Del Greco, 1995 (27 of 31)
86.7	Ryan Succop, 2018 (26 of 30)

SAFETIES

Most Safeties, Career

2	Elvin Bethea (1968-83)
2	James Young (1977-79)

Most Safeties, Game

1	41 times, last by Cameron Wake at Cleveland (9/8/19), sack in end zone
---	--

INDIVIDUAL RECORDS: RUSHING

Most Seasons Leading Team

8	Eddie George, 1996-2003
6	Earl Campbell, 1978-84
6	Chris Johnson, 2008-13
4	Derrick Henry , 2017-20
4	Mike Rozier, 1985-90

Most Consecutive Seasons Leading Team

8	Eddie George, 1996-2003
6	Earl Campbell, 1978-83
6	Chris Johnson, 2008-13
4	Derrick Henry , 2017-20
4	Mike Rozier, 1985-88

ATTEMPTS

Career

2,733	Eddie George, 1996-2003
1,979	Earl Campbell, 1978-84
1,742	Chris Johnson, 2008-13
1,373	Derrick Henry , 2016-21
1,000	Lorenzo White, 1988-94
910	Mike Rozier, 1985-90
907	Charles Tolar, 1960-66
773	Hoyle Granger, 1966-70, 72

Season

403	Eddie George, 2000
378	Derrick Henry , 2020
373	Earl Campbell, 1980
368	Earl Campbell, 1979
361	Earl Campbell, 1981

Game

39	Earl Campbell, vs. Seattle, 10/11/81
38	Earl Campbell, @ Kansas City, 10/12/80
37	Earl Campbell, vs. Cincinnati, 10/4/81

Game, Opponent

39	Corey Dillon, @ Cincinnati, 12/4/97
34	Rodney Hampton, N.Y. Giants, 11/21/94
33	Le'Veon Bell, Pittsburgh, 11/17/14
32	Greg Pruitt, Cleveland, 12/3/81
32	Tony Collins, @ New England, 11/28/82
32	Melvin Gordon, @ San Diego, 11/6/16

YARDS GAINED

Career

10,009	Eddie George, 1996-2003
8,574	Earl Campbell, 1978-84
7,965	Chris Johnson, 2008-13
6,729	Derrick Henry , 2016-21
4,079	Lorenzo White, 1988-94
3,514	Hoyle Granger, 1966-70, 72
3,439	Steve McNair, 1995-05
3,426	Mike Rozier, 1985-90

Season

2,027	Derrick Henry , 2020
-------	-----------------------------

2,006	Chris Johnson, 2009
1,934	Earl Campbell, 1980
1,697	Earl Campbell, 1979
1,540	Derrick Henry , 2019
1,509	Eddie George, 2000
1,450	Earl Campbell, 1978

Season, Rookie

1,450	Earl Campbell, 1978
1,368	Eddie George, 1996
1,228	Chris Johnson, 2008
947	Rodney Thomas, 1995
756	Sid Blanks, 1964
652	Rob Carpenter, 1977

Game

250	Derrick Henry @ Houston, 1/3/21
238	Derrick Henry vs. Jacksonville, 12/6/18
228	Chris Johnson vs. Jacksonville, 11/1/09
216	Billy Cannon, @ N.Y. Titans, 12/10/61
216	Eddie George, vs. Oakland, 8/31/97
215	Derrick Henry , at Jacksonville, 12/13/20
212	Derrick Henry , vs. Houston, 10/18/20
211	Derrick Henry , @ Houston, 12/29/19
206	Earl Campbell, @ Chicago, 11/16/80

INDIVIDUAL RECORDS: RUSHING

Game, Opponent

246	Corey Dillon, @ Cincinnati, 12/4/97
215	Eric Dickerson, @ L.A. Rams, 12/9/84
204	Le'Veon Bell, Pittsburgh, 11/17/14
201	James Brooks, @ Cincinnati, 12/23/90

Longest Run

99	Derrick Henry vs. Jacksonville, 12/6/18 (TD)
94	Derrick Henry vs. Houston, 10/18/20 (TD)
94	Chris Johnson vs. N.Y. Jets, 12/17/12 (TD)
91	Chris Johnson vs. Houston, 9/20/09 (TD)
91	Sid Blanks vs. N.Y. Jets, 12/13/64 (TD)
89	Chris Johnson vs. Jacksonville, 11/1/09 (TD)
87	Marcus Mariota vs. Jacksonville, 12/6/15 (TD)
85	Chris Johnson vs. Arizona, 11/29/09 (TD)
83	Chris Johnson @ Buffalo, 10/21/12 (TD)
81	Earl Campbell vs. Miami, 11/20/78 (TD)

Longest Run, Opponent

97	Lamar Miller, @ Houston, 11/26/18 (TD)
91	Wilbert Montgomery, @ Philadelphia, 12/19/82 (TD)
80	Donald Brown, @ Indianapolis, 12/18/11 (TD)
80	Corey Dillon at Cincinnati, 10/8/2000 (TD)
80	Wray Carlton, vs. Buffalo, 12/5/65 (TD)
79	Bill Mathis, @ N.Y. Jets, 11/21/65

Most Seasons, 1,000 or More Yards

7	Eddie George, 1996-2000, 2002-03
6	Chris Johnson, 2008-13
5	Earl Campbell, 1978-81, 1983
3	Derrick Henry , 2018-20
1	Nine players, last by DeMarco Murray in 2016

Most Consecutive Seasons, 1,000 or More Yards

6	Chris Johnson, 2008-13
5	Eddie George, 1996-2000
4	Earl Campbell, 1978-81
3	Derrick Henry , 2018-20
2	Eddie George, 2002-03

Most Games, 200 or More Yards, Season

4	Earl Campbell, 1980
3	Derrick Henry , 2020

Most Games, 100 or More Yards, Career

39	Earl Campbell, 1978-84
36	Eddie George, 1996-03
35	Chris Johnson, 2008-13
25	Derrick Henry , 2016-21
11	Hoyle Granger, 1966-70, 1972
8	Mike Rozier, 1985-90

Most Games, 100 or More Yards, Season

12	Chris Johnson, 2009
11	Earl Campbell, 1979
10	Earl Campbell, 1980
10	Derrick Henry , 2020
8	Chris Johnson, 2010
8	Eddie George, 1997
7	Hoyle Granger, 1967
7	Earl Campbell, 1978, 1983

Most Consecutive Games, 100 or More Yards

12	Chris Johnson, 2009-10
7	Earl Campbell, 1979
6	Earl Campbell, 1980
5	Eddie George, 1998
5	Derrick Henry , 2021

AVERAGE GAIN

Career (Minimum 750 attempts)

4.90	Derrick Henry (2016-21)
4.57	Chris Johnson (2008-13)
4.56	Hoyle Granger (1966-70, 1972)
4.33	Earl Campbell (1978-84)
4.08	Lorenzo White (1988-94)

Season

5.60	Chris Johnson, 2009
5.36	Derrick Henry , 2020

5.21	Sid Blanks, 1964
5.18	Earl Campbell, 1980
5.14	Gary Brown, 1993
5.08	Derrick Henry , 2019
5.05	Hoyle Granger, 1967

TOUCHDOWNS

Career

73	Earl Campbell, 1978-84
65	Derrick Henry , 2016-21
64	Eddie George, 1996-2003
50	Chris Johnson, 2008-13
36	Steve McNair, 1995-2005
29	Lorenzo White, 1988-94
27	Mike Rozier, 1985-90

Season

19	Earl Campbell, 1979
17	Derrick Henry , 2020
16	Derrick Henry , 2019
15	LenDale White, 2008
14	Eddie George, 2000
14	Chris Johnson, 2009

Season, Rookie

13	Earl Campbell, 1978
----	---------------------

Game

4	Derrick Henry , vs. Jacksonville, 12/6/18
4	Earl Campbell, vs. Miami, 11/20/78
4	Lorenzo White, vs. Cleveland, 12/9/90

Game, Opponent

4	Corey Dillon, @ Cincinnati, 12/4/97
3	12 times, last by Marshall Faulk, @ Ind., 9/4/94

Most Consecutive Games, Rushing Touchdown

6	Earl Campbell, 9/4/83–10/16/83
5	Derrick Henry , 9/27/20–11/1/20
5	Derrick Henry , 11/3/19–12/8/19
5	Earl Campbell, 9/16/79–10/14/79
5	DeMarco Murray, 10/16/16–11/13/16
4	(Eight times, last by Ryan Tannehill , 12/20/20–9/12/21)

INDIVIDUAL RECORDS: PASSING

Most Seasons Leading Team

10	Warren Moon, 1984-93
9	Dan Pastorini, 1971-79
8	Steve McNair, 1997-2003, 2005

Most Consecutive Seasons Leading Team

10	Warren Moon, 1984-93
9	Dan Pastorini, 1971-79
7	George Blanda, 1960-66
7	Steve McNair, 1997-2003

ATTEMPTS

Career

4,546	Warren Moon, 1984-93
3,871	Steve McNair, 1995-2005
2,784	George Blanda, 1960-66
2,767	Dan Pastorini, 1971-79
1,765	Marcus Mariota, 2015-19

1,190	Vince Young, 2006-10
1,081	Kerry Collins, 2006-10
996	Ryan Tannehill , 2019-21
824	Pete Beathard, 1967-69
739	Ken Stabler, 1980-81

Season

655	Warren Moon, 1991
584	Warren Moon, 1990
520	Warren Moon, 1993
518	Matt Hasselbeck, 2011
505	George Blanda, 1964
492	Steve McNair, 1998
492	Steve McNair, 2002

Game

68	George Blanda, @ Buffalo, 11/1/64
60	George Blanda, vs. Oakland, 11/7/65
60	Billy Volek, @ Oakland, 12/19/04

Game, Opponent

61	Colt McCoy, @ Cleveland, 10/2/11
59	Peyton Manning, @ Denver, 12/8/13
54	Matt Barkley, @ Chicago, 11/27/16
54	Blake Bortles, Jacksonville, 10/27/16
54	Matt Schaub, Houston, 12/19/10
54	Eric Zeier, @ Cleveland, 11/5/95
53	(four times, last by Matt Ryan, @ Atlanta, 9/29/19)

COMPLETIONS

Career

2,632	Warren Moon, 1984-93
2,305	Steve McNair, 1995-2005
1,426	Dan Pastorini, 1971-79
1,347	George Blanda, 1960-66
1,110	Marcus Mariota, 2015-19
689	Vince Young, 2006-10

INDIVIDUAL RECORDS: PASSING

665	Ryan Tannehill , 2019-21
613	Kerry Collins, 2006-10
458	Ken Stabler, 1980-81

Season

404	Warren Moon, 1991
362	Warren Moon, 1990
319	Matt Hasselbeck, 2011
315	Ryan Tannehill , 2020
303	Warren Moon, 1993
301	Steve McNair, 2002
293	Ken Stabler, 1980

Game

41	Warren Moon, vs. Dallas, 11/10/91
40	Billy Volek, @ Oakland, 12/19/04
39	Billy Volek, @ San Diego, 10/3/04
37	George Blanda, @ Buffalo, 11/1/64
36	Ryan Fitzpatrick, vs. Arizona, 12/15/13
36	Warren Moon, vs. Seattle, 11/7/93

Game, Opponent

40	Colt McCoy, @ Cleveland, 10/2/11
39	Peyton Manning, @ Denver, 12/8/13
37	Peyton Manning, @ Indianapolis, 11/3/02
36	Tim Couch, Cleveland, 9/22/02
36	Peyton Manning, Indianapolis, 10/11/09
36	Drew Brees, New Orleans, 12/11/11
36	Patrick Mahomes, Kansas City, 11/10/19
36	Nick Foles, Chicago, 11/8/20

Consecutive Completions in a Game (Since 1997)

19	Marcus Mariota, @ Houston, 11/26/18
15	Marcus Mariota, vs. Philadelphia, 9/30/18

Consecutive Completions to Begin a Game (Since 1997)

19	Marcus Mariota, @ Houston, 11/26/18
10	Marcus Mariota, vs. Green Bay, 11/13/16
10	Steve McNair, @ New England, 9/20/98

COMPLETION PERCENTAGE

Career (Minimum 1,500 attempts)

62.9	Marcus Mariota, 2015-19 (1,110 of 1,765)
59.5	Steve McNair, 1995-2005 (2,305 of 3,871)
57.9	Warren Moon, 1984-93 (2,632 of 4,546)
51.5	Dan Pastorini, 1971-79 (1,426 of 2,767)
48.4	George Blanda, 1960-66 (1,347 of 2,784)

Season

70.3	Ryan Tannehill , 2019 (201 of 286)
68.9	Marcus Mariota, 2018 (228 of 331)
65.6	Cody Carlson, 1992 (149 of 227)
65.5	Ryan Tannehill , 2020 (315 of 481)
64.7	Warren Moon, 1992 (224 of 346)
64.5	Ken Stabler, 1980 (293 of 454)

63.2	Chris Chandler, 1995 (225 of 356)
62.6	Steve McNair, 2000 (248 of 396)
62.5	Steve McNair, 2003 (250 of 400)

Game (Min. 20 attempts)

95.7	Marcus Mariota, @ Houston, 11/26/18 (22 of 23)
88.5	Chris Chandler, @ Cincinnati, 9/24/95 (23 of 26)
85.7	Ken Stabler, vs. Baltimore, 9/21/80 (18 of 21)
82.6	Steve McNair, vs. Indianapolis, 12/8/02 (19 of 23)
82.6	Warren Moon, vs. Miami, 10/1/89 (19 of 23)
82.1	Ken Stabler, @ Cleveland, 9/15/80 (23 of 28)
81.8	Marcus Mariota, vs. Jacksonville, 10/27/16 (18 of 22)
80.0	Chris Chandler, @ Cleveland, 11/5/95 (16 of 20)

YARDS GAINED

Career

33,685	Warren Moon, 1984-93
27,141	Steve McNair, 1995-2005
19,149	George Blanda, 1960-66
16,846	Dan Pastorini, 1971-79
13,207	Marcus Mariota, 2015-19
8,298	Ryan Tannehill , 2019-21
8,098	Vince Young, 2006-10
6,804	Kerry Collins, 2006-10
5,190	Ken Stabler, 1980-81
5,128	Pete Beathard, 1967-69

Season

4,690	Warren Moon, 1991
4,689	Warren Moon, 1990
3,819	Ryan Tannehill , 2020
3,631	Warren Moon, 1989
3,571	Matt Hasselbeck, 2011
3,489	Warren Moon, 1986
3,485	Warren Moon, 1993

Game

527	Warren Moon, @ Kansas City, 12/16/90
492	Billy Volek, @ Oakland, 12/19/04
464	George Blanda, @ Buffalo, 10/29/61
457	Jacky Lee, @ Boston, 10/13/61
432	Warren Moon, vs. Dallas, 11/10/91

Game, Opponent

446	Patrick Mahomes, Kansas City, 11/10/19
425	Peyton Manning, @ Indianapolis, 12/5/04
407	Tom Flores, @ Oakland, 12/22/63
406	Tony Romo, @ Dallas, 10/10/10
397	Peyton Manning, @ Denver, 12/8/13
397	Matt Ryan, @ Atlanta, 9/29/19
393	Andrew Luck, @ Indianapolis, 9/28/14
389	Drew Brees, @ New Orleans, 11/8/15
389	Jim McMahon, @ San Diego, 9/17/89

Most Seasons, 3,000 or More Passing Yards

6	Warren Moon, 1984-93
5	Steve McNair, 1998, 2001-03, 2005

3	George Blanda, 1960-66
---	------------------------

Most Games, 400 or More Passing Yards, Career

4	Warren Moon, 1984-93
2	Billy Volek, 2000-06
2	George Blanda, 1960-66
1	Ryan Fitzpatrick, 2013
1	Jacky Lee, 1960-63; 1966-67
1	Steve McNair, 1995-2005

Most Games, 400 or More Passing Yards, Season

2	Billy Volek, 2004
2	George Blanda, 1961
2	Warren Moon, 1991

Most Games, 300 or More Passing Yards, Career

38	Warren Moon, 1984-93
15	George Blanda, 1960-66

Most Games, 300 or More Passing Yards, Season

9	Warren Moon, 1990
6	Warren Moon, 1991

Most Consecutive Games, 300 or More Passing Yards

4	Warren Moon, 1990
3	George Blanda, 1964
3	Warren Moon, 1985
3	Warren Moon, 1991

Longest Pass Completion (All TDs)

98	Jacky Lee (to Willard Dewweall), vs. S.D., 11/25/62
95	George Blanda (to Dick Compton), vs. Buffalo, 12/5/65
92	Jacky Lee (to Bill Groman), vs. Denver, 11/20/60

Longest Pass Completion, Opponent (All TDs)

94	Jack Kemp (to Glenn Bass), Buffalo, 10/11/64
90	John McCormick (to Bob Scarpitto), @ Den 10/17/65

TOUCHDOWN PASSES

Career

196	Warren Moon, 1984-93
165	George Blanda, 1960-66
156	Steve McNair, 1995-2005
96	Dan Pastorini, 1971-79

Season

36	George Blanda, 1961
33	Warren Moon, 1990
33	Ryan Tannehill , 2020
27	George Blanda, 1962
26	Marcus Mariota, 2016
24	Steve McNair, 2003
24	George Blanda, 1963
24	George Blanda, 1960

Game

7*	George Blanda, vs. N.Y. Titans, 11/19/61
6	George Blanda, vs. N.Y. Titans, 10/14/62

INDIVIDUAL RECORDS: PASSING

5	Steve McNair, vs. Jacksonville, 12/26/99
5	Warren Moon, at Cincinnati, 10/11/92
5	Warren Moon, at Cleveland, 11/18/90
5	Warren Moon, vs. Cincinnati, 10/14/90
* Tied for NFL record	
Game, Opponent	
6	Tom Flores, @ Oakland, 12/22/63
6	Tom Brady, @ New England, 10/18/09
6	Ryan Fitzpatrick, @ Houston, 11/30/14
5	Joe Namath, @ N.Y. Jets, 9/18/66
5	Craig Morton, @ Dallas, 12/20/70
5	Jim Kelly, Buffalo, 9/24/89
5	Kerry Collins, @ Oakland, 12/19/04
5	Ben Roethlisberger, @ Pittsburgh, 10/9/11
5	Blake Bortles, Jacksonville, 12/6/15
Most Consecutive Games, Touchdown Pass	
23	Steve McNair, 2001-2002
21	Warren Moon, 1990-91
17	Warren Moon, 1992-93
15	George Blanda, 1963-64
14	George Blanda, 1964-65
14	Ryan Tannehill, 2020-21

HAD INTERCEPTED

Career	
189	George Blanda, 1960-66
166	Warren Moon, 1984-93

139	Dan Pastorini, 1971-79
Season	
42	George Blanda, 1962
28	Ken Stabler, 1980
26	Warren Moon, 1986
Game	
6	George Blanda, @ Buffalo, 9/9/62
6	George Blanda, vs. Denver, 11/14/65
Game, Opponent	
6	Joe Namath, @ N.Y. Jets, 10/15/67
6	Bobby Hebert, Atlanta, 12/5/93
5	Rick Norton, @ Miami, 11/23/69
5	Keith Null, St. Louis, 12/13/09
4	8 times, last by Mark Sanchez, N.Y. Jets, 12/17/12
Most Consecutive Passes Attempted, No INT's	
205	Marcus Mariota, 2018-19
161	Kerry Collins, 2008
159	Jake Locker, 2012-13
154	Billy Joe Tolliver, 1994
Most Attempts, No Interceptions, Game	
56	Warren Moon, vs. Dallas, 11/10/91

PASSER RATING

Career (minimum 1,500 attempts)	
89.6	Marcus Mariota, 2015-19
83.3	Steve McNair, 1995-05
80.4	Warren Moon, 1984-93
62.5	George Blanda, 1960-66

61.0	Dan Pastorini, 1971-79
Season (minimum 14 att. per team game)	
117.5	Ryan Tannehill, 2019
106.5	Ryan Tannehill, 2020
100.4	Steve McNair, 2003
96.8	Warren Moon, 1990
95.6	Marcus Mariota, 2016
92.3	Marcus Mariota, 2018
91.5	Marcus Mariota, 2015
91.3	George Blanda, 1961
90.2	Steve McNair, 2001
Game (minimum 20 attempts)	
158.3	Chris Chandler, @ Cincinnati, 9/24/95
149.8	Marcus Mariota, vs. Green Bay, 11/13/16
148.1	Marcus Mariota, vs. Jacksonville, 10/27/16
147.7	Marcus Mariota, @ Houston, 11/26/18
146.8	Steve McNair, vs. Houston, 10/12/03
146.1	Warren Moon, @ Cleveland, 11/18/90
145.8	Ryan Tannehill, vs. Detroit, 12/20/20
145.7	Ryan Tannehill, vs. Jacksonville, 9/20/20
145.1	Warren Moon, vs. Buffalo, 11/26/90
143.1	Chris Chandler, vs. Denver, 11/26/95

INDIVIDUAL RECORDS: PASS RECEIVING

RECEPTIONS

Most Seasons Leading Team	
7	Ken Burrough, 1971-81
5	Haywood Jeffires, 1987-95
5	Frank Wycheck, 1996-2000
Most Consecutive Seasons Leading Team	
6	Ken Burrough, 1974-79
5	Frank Wycheck, 1996-2000
4	Delanie Walker, 2014-2017
4	Charlie Hennigan, 1961-64
4	Derrick Mason, 2001-04
3	Alvin Reed, 1968-70
Career	
542	Ernest Givins, 1986-94
515	Haywood Jeffires, 1987-95
482	Frank Wycheck, 1995-2002
480	Drew Hill, 1985-91
453	Derrick Mason, 1997-2004
410	Charlie Hennigan, 1960-66
408	Ken Burrough, 1971-81
Season	
101	Charlie Hennigan, 1964
100	Haywood Jeffires, 1991
96	Derrick Mason, 2004
95	Derrick Mason, 2003
94	Delanie Walker, 2015

94	Kendall Wright, 2013
90	Drew Hill, 1991
90	Haywood Jeffires, 1992
Game	
13	Charlie Hennigan, @ Boston, 10/13/61
13	Haywood Jeffires, @ N.Y. Jets, 10/13/91
13	Drew Bennett, @ Oakland, 12/19/04
12	Sid Blanks, @ San Diego, 9/12/64
12	Charlie Hennigan, @ Buffalo, 11/1/64
12	Charlie Hennigan, vs. Boston, 11/29/64
12	Derrick Mason, vs. Baltimore, 11/12/01
12	Derrick Mason, @ NYG, 12/1/02
12	Derrick Mason, @ San Diego, 10/3/04
12	Drew Bennett, vs. KC, 12/13/04
12	Kendall Wright, vs. Arizona, 12/15/13
Game, Opponent	
12	Cris Carter, @ Minnesota, 10/8/95
12	Brian Westbrook, @ Philadelphia, 11/19/06
12	Chad Johnson, @ Cincinnati, 11/25/07

12	Reggie Wayne, @ Indianapolis, 12/30/07
12	Jordy Nelson, @ Green Bay, 11/13/16
12	Michael Thomas, New Orleans, 12/22/19
11	11 times, last by Brandin Cooks, at Houston, 1/3/21
Most Consecutive Games, Pass Reception	
99	Frank Wycheck, 1996-2002
83	Delanie Walker, 2013-19
82	Ernest Givins, 1988-93
82	Charlie Hennigan, 1960-66
80	Ken Burrough, 1971-78
76	Drew Hill, 1986-91
71	Nate Washington, 2009-13
63	Kendall Wright, 2012-16
58	Bob McLeod, 1961-66
55	Charley Frazier, 1962-68
Most Seasons, 50 or More Pass Receptions	
8	Ernest Givins, 1986-93
6	Drew Hill, 1985-86, 1988-91
6	Haywood Jeffires, 1990-95
6	Frank Wycheck, 1996-2001
5	Delanie Walker, 2013-17
5	Derrick Mason, 2000-04
4	Charlie Hennigan, 1961-64
3	Curtis Duncan, 1990-92

INDIVIDUAL RECORDS: PASS RECEIVING

3 Kendall Wright, 2012-14

YARDS

Career

7,935 Ernest Givins, 1986-94
 7,477 Drew Hill, 1985-91
 6,907 Ken Burrough, 1971-81
 6,823 Charlie Hennigan, 1960-66
 6,119 Haywood Jeffires, 1987-95

Season

1,746 Charlie Hennigan, 1961
 1,561 Charlie Hennigan, 1964

Game

272 Charlie Hennigan, @ Boston, 10/13/61
 245 Haywood Jeffires, @ Kansas City, 12/16/90
 233 Drew Bennett, vs. Kansas City, 12/13/04
 232 Charlie Hennigan, @ Buffalo, 10/29/61
 225 Kenny Britt, vs. Philadelphia, 10/24/10
 210 Drew Hill, @ Indianapolis, 12/22/85

Game, Opponent

247 Art Powell, @ Oakland, 12/22/63
 238 DeAndre Hopkins, @ Houston, 11/30/14
 212 Don Maynard, @ N.Y. Jets, 10/20/69
 210 Bake Turner, N.Y. Jets, 11/10/63

Longest Pass Reception (All TDs)

98 Willard Dewveall, vs. San Diego, 11/25/62
 95 Dick Compton, vs. Buffalo, 12/5/65
 92 Bill Groman, vs. Denver, 11/20/60

Longest Pass Reception, Opponent (All TDs)

94 Glenn Bass, Buffalo, 10/11/64
 90 Bob Scarpitto, @ Denver 10/17/65
 86 Warrick Dunn, @ Atlanta, 11/23/03

Most Seasons, 1,000 or More Yds. Pass Receiving, Career

4 Derrick Mason, 2001-04
 3 Charlie Hennigan, 1960-66
 3 Drew Hill, 1985-91

Most Cons. Seasons, 1,000 or More Yds.

Pass Rec., Career

4 Derrick Mason, 2001-04
 2 **A.J. Brown**, 2019-20
 2 Charlie Hennigan, 1963-64
 2 Tim Smith, 1983-84

Most Games, 100 or More Yards Pass Receiving, Career

26 Charlie Hennigan, 1960-66
 24 Drew Hill, 1985-91
 18 Ernest Givins, 1986-94

Most Games, 100 or More Yards Pass Receiving, Season

9 Charlie Hennigan, 1964

TOUCHDOWNS

Career

51 Charlie Hennigan, 1960-66
 47 Ken Burrough, 1971-81
 47 Drew Hill, 1985-91
 47 Haywood Jeffires, 1987-95
 46 Ernest Givins, 1986-94

Season

17 Bill Groman, 1961
 12 Bill Groman, 1960
 12 Charlie Hennigan, 1961
 12 Charles Frazier, 1966

Game

3 17 times, last by Kenny Britt, vs. Philadelphia, 10/24/10

Game, Opponent

4 Art Powell, @ Oakland, 12/22/63
 4 Bob Hayes, @ Dallas, 12/20/70
 3 12 times, last by Davante Adams, @ Green Bay, 12/27/20

Most Consecutive Games Catching TD Pass

8 Bill Groman, 10/1/1961–11/19/1961
 6 Bill Groman, 10/16/1960–11/25/1960
 5 **A.J. Brown**, 10/13/2020–11/8/2020
 5 Kenny Britt, 9/26/2010–10/24/2010
 5 Chris Sanders, 11/12/1995–12/10/1995
 5 Ken Burrough, 11/6/1977–12/4/1977
 4 Kenny Britt, 12/26/2010–9/18/2011

4 Justin McCareins, 11/9/2003–12/1/2003
 4 Kevin Dyson, 11/4/2001–11/25/2001
 4 Willie Davis, 9/1/1996–09/29/1996
 4 Curtis Duncan, 10/25/1987–11/15/1987
 4 Dave Casper, 9/19/1982–12/5/1982
 4 Charlie Hennigan, 11/19/1961–12/10/1961

RECEIVING AVERAGE

Career (minimum 200 receptions)

16.9 Ken Burrough, 1971-81
 16.6 Charlie Hennigan, 1960-66
 15.6 Drew Hill, 1985-91
 15.1 Tim Smith, 1980-86
 15.0 Nate Washington, 2009-14
 14.8 Drew Bennett, 2001-06
 14.6 Ernest Givins, 1986-94
 13.8 Corey Davis, 2017-20
 13.5 Derrick Mason, 1997-04

Season (minimum 32 receptions per 16 games)

23.5 Chris Sanders, 1995
 23.5 Bill Groman, 1961
 22.0 Charlie Joiner, 1971
 21.3 Charlie Hennigan, 1961
 20.5 Bill Groman, 1960
 20.2 **A.J. Brown**, 2019
 20.2 Drew Hill, 1987
 20.1 Ken Burrough, 1975
 19.8 Charley Frazier, 1966

Game (minimum 3 receptions)

60.7 Bill Groman, vs. Den, 11/20/60 (3 rec.)
 46.3 Willard Dewveall, at SD, 11/25/62 (3 rec.)
 44.7 Bill Groman, vs. Den, 11/05/61 (3 rec.)
 42.0 Ernest Givins, at Cle, 11/22/87 (3 rec.)
 41.3 Drew Bennett, at Ind, 12/05/04 (3 rec.)
 40.7 Derrick Mason, vs. Cle, 12/02/01 (3 rec.)
 40.0 Butch Woolfolk, vs. Mia, 09/08/85 (3 rec.)

INDIVIDUAL RECORDS: PUNTING

PUNTS

Career

884 **Brett Kern**, 2009-21
 861 Craig Hentrich, 1998-09
 522 Jim Norton, 1960-68
 431 Cliff Parsley, 1977-82
 316 Dan Pastorini, 1971-79
 310 Greg Montgomery, 1988-93

Season

96 Rich Camarillo, 1994
 93 Cliff Parsley, 1979
 91 Cliff Parsley, 1978

Game

11 Rich Camarillo, vs. Pittsburgh, 11/6/94
 11 Rich Camarillo, @ Pittsburgh, 12/3/95
 10 10 times, last by **Brett Kern**, at Miami, 10/8/17

Game, Opponent

11 Wayne Crow, @ Oakland, 9/11/60
 11 Bob Parsons, Chicago, 11/6/77
 11 Mark Royals, Pittsburgh, 11/6/94
 10 7 times, last by Donnie Jones, Houston, 12/2/12

Longest Punt

79 Brett Kern, vs. Indianapolis, 12/28/14
 79 Jim Norton, vs. Kansas City, 11/22/64
 78 Craig Hentrich, @ Pittsburgh, 1/2/2000
 77 Greg Montgomery, @ San Diego, 9/19/93

Longest Punt, Opponent

78 Paul Maguire, @Buffalo, 9/21/69
 78 Marv Bateman, @Buffalo, 9/19/76
 74 Chris Hanson, Jacksonville, 11/20/05

INDIVIDUAL RECORDS: PUNTING

AVERAGE GROSS YARDS

Career (minimum 250 attempts)

45.9	Brett Kern , 2009-21
43.6	Greg Montgomery, 1988-93
42.9	Craig Hentrich, 1998-2009
42.1	Jim Norton, 1960-68

Season

49.7	Brett Kern , 2017
47.6	Brett Kern , 2012
47.4	Brett Kern , 2015
47.2	Craig Hentrich, 1998
47.1	Brett Kern , 2019
47.1	Brett Kern , 2018
46.9	Greg Montgomery, 1992
46.8	Brett Kern , 2014
45.8	Brett Kern , 2020
45.6	Greg Montgomery, 1993
45.0	Greg Montgomery, 1990

Game (4 punts)

60.5	Brett Kern , vs. Pittsburgh, 10/25/20
59.2	Greg Montgomery vs. Buffalo, 12/27/92
57.6	Greg Montgomery @ San Diego, 9/19/93
57.5	Craig Hentrich vs. Jacksonville, 11/4/01
56.8	Brett Kern vs. Seattle, 9/24/17
56.5	Brett Kern vs. Cincinnati, 11/12/17
55.3	Craig Hentrich vs. Pittsburgh, 11/15/98
54.9	Brett Kern @ Miami, 10/8/17
54.7	Brett Kern vs. Indianapolis, 12/28/14

54.4 **Brett Kern** @ New England, 12/20/15

Game, Opponent (4 punts)

58.3	Rohn Stark, @ Indianapolis, 9/13/92
55.4	Brad Maynard, vs. N.Y. Giants, 10/1/00
55.3	Dave Jennings, @ N.Y. Giants, 12/5/82
55.1	Paul Maguire, @ Buffalo, 9/21/69
55.0	Lee Johnson, vs. Cincinnati, 10/24/93
55.0	Chris Jones, vs. Dallas, 9/14/14

AVERAGE NET YARDS (SINCE 1976)

Career (minimum 250 attempts)

40.8	Brett Kern , 2009-21
37.2	Craig Hentrich, 1998-09
36.6	Greg Montgomery, 1988-93
32.3	Cliff Parsley, 1977-82

Season (minimum 40 attempts per 16 games)

44.6	Brett Kern , 2017
43.1	Brett Kern , 2019
41.7	Brett Kern , 2018
40.8	Brett Kern , 2014
40.4	Brett Kern , 2012
40.3	Brett Kern , 2015
39.7	Brett Kern , 2013
39.4	Brett Kern , 2011
39.2	Craig Hentrich, 1998
39.1	Greg Montgomery, 1993

Game (minimum 4 punts)

50.2	Brett Kern @ Miami, 10/8/17
49.8	Brett Kern vs. Kansas City, 11/10/19
49.8	Greg Montgomery vs. San Diego, 9/19/93
49.4	Greg Montgomery vs. Buffalo, 12/27/92
49.2	Brett Kern vs. Buffalo, 10/6/19
49.0	Brett Kern @ Jacksonville, 11/25/12
48.8	Brett Kern @ Baltimore, 11/9/14
48.7	Brett Kern vs. Houston, 10/26/14
48.6	Brett Kern @ San Diego, 9/16/12
48.5	Craig Hentrich vs. Jacksonville, 11/4/01
48.2	Brett Kern vs. Seattle, 9/24/17

Game, Opponent (minimum 4 punts)

59.5	Rohn Stark, @ Indianapolis, 9/13/92
50.0	Pat McAfee, vs. Indianapolis, 9/27/15
49.8	Pat McAfee, @ Indianapolis, 12/9/12
49.5	Shane Lechler, vs. Oakland, 9/12/10
49.4	Matt Haack, @ Miami, 10/8/17
49.3	Josh Miller, vs. Pittsburgh, 11/21/99
49.0	Kevin Huber, @ Cincinnati, 9/21/14
48.0	Ben Graham, vs. Arizona, 11/29/09
48.0	Brian Hansen, vs. N.Y. Jets, 12/24/94
47.8	Bryan Anger, @ Houston, 12/29/19

INDIVIDUAL RECORDS: PUNT RETURNS

Most Seasons Leading Team

5	Carl Roaches, 1980-84
5	Derrick Mason, 1998-2001, 2004
4	Billy Johnson, 1974-80
4	Bobby Jancik, 1962-67

Most Consecutive Seasons Leading Team

5	Carl Roaches, 1980-84
4	Billy Johnson, 1974-80
4	Bobby Jancik, 1962-67
4	Derrick Mason, 1998-2001

PUNT RETURNS

Career

182	Derrick Mason, 1997-2004
155	Billy Johnson, 1974-80
151	Carl Roaches, 1980-84
104	Willie Drewrey, 1985-88, 1993
102	Marc Mariani, 2010-11, 2016

Season

51	Derrick Mason, 2000
47	Carl Roaches, 1980
46	Marc Mariani, 2011
41	Willie Drewrey, 1993
40	Billy Johnson, 1975
39	Carl Roaches, 1981
38	Billy Johnson, 1976

Game

8	Pacman Jones, @ Miami, 12/24/05
7	Billy Johnson, vs. Tampa Bay, 9/12/76
7	Willie Drewrey, vs. Indianapolis, 11/23/86

Game, Opponent

7	Mike Fuller, San Diego, 12/17/78
7	Ron Fellows, Dallas, 12/13/82
7	Eric Metcalf, Cleveland, 11/8/92
6	6 times, last by Travis Benjamin, @ Cleveland, 9/20/15

YARDS GAINED

Career

2,040	Billy Johnson, 1974-80
1,590	Derrick Mason, 1997-2004
1,095	Carl Roaches, 1980-84
1,054	Marc Mariani, 2010-11, 2016
771	Willie Drewrey, 1985-88, 1993

Season

662	Derrick Mason, 2000
612	Billy Johnson, 1975
539	Billy Johnson, 1977

Game

160	Darius Reynaud, vs. Jacksonville, 12/30/12
-----	--

127	Billy Johnson, vs. Cincinnati, 10/5/75
117	Derrick Mason, vs. Cleveland, 11/19/2000
113	Billy Johnson, @ San Francisco, 12/7/75
110	Billy Johnson, vs. Cleveland, 10/16/77
104	Billy Johnson, @ Cleveland, 9/22/74
104	Carl Roaches, @ Cincinnati, 9/28/80
103	Billy Johnson, vs. N.Y. Jets, 9/18/77
103	Marc Mariani, @ Carolina, 11/13/11
101	Pacman Jones, vs. New England, 12/31/06

Game, Opponent

161	Pete Athas, New Orleans, 10/3/76
154	Travis Benjamin, @ Cleveland, 9/20/15
133	Bruce Taylor, San Francisco, 11/15/70
126	Billy Johnson, Boston, 11/5/67
105	Dennis Northcutt, Cleveland, 9/22/02
102	R.W. McQuarters, Chicago, 11/14/04
100	Jon Staggers, Green Bay, 11/19/72

Longest Punt Return (All TDs)

90	Pacman Jones, @ Philadelphia, 11/19/06
----	--

INDIVIDUAL RECORDS: PUNT RETURNS

87	Billy Johnson, vs. Cleveland, 10/16/77
87	Marc Mariani, vs. Washington, 11/21/10
83	Billy Johnson, vs. Miami, 11/16/75

Longest Return, Opponent (All TDs)

93	Bill Baird, N.Y. Jets, 11/10/63
85	Jon Staggers, Green Bay, 11/19/72
83	Phillip Buchanan, @ Oakland, 9/29/02
82	Keith Moody, Buffalo, 10/15/78
82	Corey Sawyer, Cincinnati, 9/25/94

YARDAGE AVERAGE

Career	
13.2	Billy Johnson, 1974-80

Season	
15.4	Billy Johnson, 1977

TOUCHDOWNS

Career	
5	Billy Johnson, 1974-80
4	Pacman Jones, 2005-06

Season	
3	Billy Johnson, 1975
3	Pacman Jones, 2006

Game	
2	Darius Reynaud, vs. Jacksonville (69 and 81 yards), 12/30/12
1	19 times, last by Tommie Campbell (65 yds), vs. Detroit, 9/23/12

Game, Opponent

1	15 times, last by Jakeem Grant (74 yds), @ Miami, 10/9/16
---	---

INDIVIDUAL RECORDS: KICKOFF RETURNS

KICKOFF RETURNS

Most Seasons Leading Team

4	Billy Jancik, 1962-67
4	Billy Johnson, 1974-80
4	Carl Roaches, 1980-84

Most Consecutive Seasons Leading Team

4	Billy Johnson, 1974-77
---	------------------------

Career

158	Bobby Jancik, 1962-67
156	Derrick Mason, 1997-2004
150	Carl Roaches, 1980-84
121	Billy Johnson, 1974-80
118	Marc Mariani, 2010-11, 2016
111	Mel Gray, 1995-97

Season

60	Marc Mariani, 2010
53	Darius Reynaud, 2012
53	Mel Gray, 1995
50	Mel Gray, 1996
50	Bobby Wade, 2006
45	Bobby Jancik, 1963
43	Pacman Jones, 2005
42	Mike Archie, 1998
42	Derrick Mason, 2000

Game

8	Bobby Jancik, vs. Boston, 12/8/63
8	Bobby Jancik, @ Oakland, 12/22/63
8	Jason McAddley, vs. Denver, 12/25/04

Game, Opponent

8	Brian Baschnagel, Chicago, 11/6/77
8	Antonio Chatman, @ Green Bay, 12/12/04
7	Bo Roberson, @ Oakland, 12/22/63
7	Glyn Milburn, Denver, 11/26/95
7	David Dunn, @ Cincinnati, 9/24/95
7	Aveion Cason, @ Detroit, 11/27/08

7	Deji Karim, @ Jacksonville, 10/18/10
7	Michael Walker, vs. Jacksonville, 11/24/19

YARDS GAINED

Career	
4,185	Bobby Jancik, 1962-67
3,496	Derrick Mason, 1997-2004
3,276	Carl Roaches, 1980-84
2,902	Billy Johnson, 1974-80
2,838	Marc Mariani, 2010-11, 2016
2,592	Mel Gray, 1995-97

Season

1,530	Marc Mariani, 2010
1,317	Bobby Jancik, 1963
1,240	Darius Reynaud, 2012
1,224	Mel Gray, 1996
1,194	Bobby Wade, 2006
1,183	Mel Gray, 1995
1,132	Derrick Mason, 2000
1,127	Pacman Jones, 2005

Game

240	Bobby Jancik, @ Oakland, 12/22/63
221	Bobby Jancik, vs. Boston, 12/8/63
209	Leon Washington, @ Denver, 12/8/13

Game, Opponent

185	Brian Baschnagel, Chicago, 11/6/77
178	Glyn Milburn, Denver, 11/26/95
168	Deji Karim, @ Jacksonville, 10/18/10
167	LaRod Stephens-Howling, Arizona, 11/29/09

Longest Kickoff Return (All TDs)

105	Darius Reynaud, vs. Detroit, 9/23/12
104	Ken Hall, @ N.Y. Titans, 10/23/60

103	Bob Gresham, @ Cincinnati, 9/23/73
101	Derrick Mason, @ Cincinnati, 11/18/01
100	Marc Mariani (16 yards) & Tommie Campbell (84 yards), vs. Tampa Bay, 11/27/11
98	Marc Mariani, vs. Denver, 10/3/10
97	Carl Roaches, vs. Pittsburgh, 9/18/83
96	Carl Roaches, vs. Cincinnati, 10/4/81

Longest Kickoff Return, Opponent (All TDs)

107	Josh Huff, @ Philadelphia, 11/23/14
102	Jakeem Grant, @ Miami, 9/9/18
101	Eric Metcalf, Cleveland, 12/9/90
100	Art Baker, @ Buffalo, 9/9/62
100	Goldie Sellers, @ Denver, 10/2/66
99	Tremain Mack, @ Cincinnati, 11/14/99
99	LaRod Stephens-Howling, Arizona, 11/29/09
98	Alvis Whitted, Jacksonville, 12/26/99
97	Marc Logan, Miami, 10/1/89

AVERAGE YARDAGE

Career (75 returns)

26.5	Bobby Jancik, 1962-67
24.1	Marc Mariani, 2010-11, 2016
24.0	Billy Johnson, 1974-80
23.4	Mel Gray, 1995-97
22.4	Derrick Mason, 1997-2004
21.8	Carl Roaches, 1980-84

Season

31.7	Darius Jennings, 2018
31.3	Ken Hall, 1960
30.3	Bobby Jancik, 1962

INDIVIDUAL RECORDS: KICKOFF RETURNS

TOUCHDOWNS

Career

2	Billy Johnson, 1974-80
2	Carl Roaches, 1980-84

Season

1	18 times, last by A.J. Brown, 2020
---	------------------------------------

Game

1	18 times, last by A.J. Brown, @ Indianapolis, 11/29/20
---	--

Game, Opponent

1	13 times, last by Jakeem Grant, @ Miami, 9/9/18
---	---

INDIVIDUAL RECORDS: COMBINED YARDS

Combined Yards = Rushing + Receiving + Interception Returns + Kickoff Returns + Punt Returns + Fumble Returns

Career

12,153	Eddie George, 1996-03 (10,009 rushing, 2,144 receiving)
11,202	Derrick Mason, 1997-2004 (6,114 rec., 3,496 KO returns, 1,590 PR, 2 rushing)
9,985	Chris Johnson, 2008-2013 (7,966 rushing, 2,003 receiving, 17 KO returns)
9,292	Earl Campbell, 1978-84 (8,574 rushing, 718 receiving)
8,704	Ernest Givins, 1986-94 (7,935 receiving, 397 PR, 345 rushing, 27 KO returns)

7,575	Derrick Henry , 2016-21 (6,729 rushing, 846 receiving)
7,500	Drew Hill, 1985-91 (1 rushing, 7,477 receiving, 22 KO returns)
7,421	Ken Burrough, 1971-81 (6,907 receiving, 455 KO returns, 59 rushing)

Season

2,690	Derrick Mason, 2000 (1 rushing, 895 receiving, 1,132 kickoff returns, 662 punt returns)
2,509	Chris Johnson, 2009 (2,006 rushing, 503 receiving)
2,141	Derrick Henry , 2020 (2,027 rushing, 114 receiving)
2,043	Billy Cannon, 1961, (948 rushing, 586 receiving, 70 punt returns, 439 kickoff returns)

2,004	Derrick Mason, 2001, (1,128 receiving, 748 kick returns, 128 punt returns)
1,981	Earl Campbell, 1980, (1,934 rushing, 47 rec.)
1,962	Eddie George, 2000 (1,509 rushing, 453 rec.)

Game

373	Billy Cannon, @ N.Y. Titans, 12/10/61
-----	---------------------------------------

INDIVIDUAL RECORDS: YARDS FROM SCRIMMAGE

Scrimmage Yards = Rushing + Receiving

Career

12,153	Eddie George, 1996-2003 (10,009 rushing, 2,144 receiving)
9,968	Chris Johnson, 2008-2013 (7,966 rushing, 2,003 receiving)
9,292	Earl Campbell, 1978-1984 (8,574 rushing, 718 receiving)
8,280	Ernest Givins, 1986-1994 (345 rushing, 7,935 receiving)
7,575	Derrick Henry , 2016-21 (6,729 rushing, 846 receiving)
7,478	Drew Hill, 1985-1991 (1 rushing, 7,477 receiving)

Season

*2,509	Chris Johnson, 2009 (2,006 rushing, 503 receiving)
2,141	Derrick Henry , 2020 (2,027 rushing, 114 receiving)
1,981	Earl Campbell, 1980 (1,934 rushing, 47 receiving)
1,962	Eddie George, 2000 (1,509 rushing, 453 receiving)
* Denotes NFL Record	

Game

330	Billy Cannon, @ N.Y. Titans, 12/10/61
284	Chris Johnson, vs. Houston, 9/20/09

272	Charlie Hennigan, @ Boston, 10/13/61
264	Derrick Henry , at Houston, 1/3/21
250	Derrick Henry , vs. Houston, 10/18/20
249	Eddie George, vs. Oakland, 12/9/99
245	Haywood Jeffires, @ Kansas City, 12/16/90
239	Chris Johnson, vs. Jacksonville, 11/1/09
238	Derrick Henry , vs. Jacksonville, 12/6/18
237	Derrick Henry , at Seattle, 9/19/21

INDIVIDUAL RECORDS: INTERCEPTIONS

Most Seasons Leading Team

5	Darryll Lewis, 1991-98
4	Samari Rolle, 1998-04
4	Michael Griffin, 2008, 2010-12
3	Kevin Byard , 2017-19
3	Jason McCourty, 2011-12, 2014
3	Jim Norton, 1960-68

Most Consecutive Seasons Leading Team

5	Darryll Lewis, 1994-98
---	------------------------

Career

45	Jim Norton, 1960-68
31	Cris Dishman, 1988-96
30	Freddy Glick, 1961-66

27	Tony Banfield, 1960-65
27	W.K. Hicks, 1964-69
27	Darryll Lewis, 1991-98
26	Mike Reinfeldt, 1976-83
25	Ken Houston, 1967-72
25	Michael Griffin, 2007-15
24	Zeke Moore, 1967-77
23	Willie Alexander, 1971-79
23	Samari Rolle, 1998-2004

Season

12	Freddy Glick, 1963
12	Mike Reinfeldt, 1979
10	Miller Farr, 1967

Game

3	Nine players, last by Kevin Byard , @ Cleveland, 10/22/17
---	--

Game, Opponent

4	Bobby Hunt, @ Kansas City, 10/4/64
3	8 times, last by Glover Quin, @ Houston, 11/28/10

Consecutive Games Intercepted By

5	Pete Jaquess, 1964
4	Freddy Glick, 1963
4	Jim Norton, 1967
4	Miller Farr, 1967

INDIVIDUAL RECORDS: INTERCEPTIONS

4	Cris Dishman, 1991, 1993
4	Bo Orlando, 1991
4	Michael Griffin, 2010

YARDS GAINED

Career

650	Ken Houston, 1967-72
592	Jim Norton, 1960-68
540	Darryll Lewis, 1991-98
457	W.K. Hicks, 1964-69

Season

264	Miller Farr, 1967
220	Ken Houston, 1971
205	Mike Reinfeldt, 1979

Game

128	Miller Farr, @ N.Y. Jets, 10/15/67
115	Michael Griffin, vs. Pittsburgh, 12/21/08
109	Zach Brown, vs. Jacksonville, 12/30/12

Game, Opponent

177	Charlie McNeil, @ San Diego, 9/24/61
108	Bobby Hunt, @ Kansas City, 10/4/64

100	Rod Woodson, @ Oakland, 9/29/02
-----	---------------------------------

Longest Interception Returns (All TDs)

99	Cortland Finnegan, vs. Houston, 9/21/08
98	Pete Jaquess, @ Oakland, 9/19/64
98	Darryll Lewis, @ Chicago, 10/22/95
97	Jordan Babineaux, @ Cleveland, 10/2/11
95	Willie Alexander, @ Green Bay, 9/25/77

Longest Interception Returns, Opponent

98	Bob Suci, @ Boston, 11/1/63 (TD)
95	Marlon McCree, @ Houston, 12/21/03 (TD)
91	Booker Edgerson, @ Buffalo, 11/1/64 (TD)
86	Glen Edwards, Pittsburgh, 9/30/73 (TD)
86	Whitney Mercilus, Houston, 12/15/19
85	Adam Archuleta, @ St. Louis, 9/25/05 (TD)
82	Rod Woodson, @ Oakland, 9/29/02 (TD)

TOUCHDOWNS

Career

9	Ken Houston, 1967-72
5	Miller Farr, 1967-69
5	Darryll Lewis, 1991-98

Season

4	Ken Houston, 1971
---	-------------------

Game

2	Zach Brown, vs. Jacksonville, 12/30/12
2	Miller Farr, vs. Buffalo, 12/7/68
2	Ken Houston, vs. San Diego, 12/19/71

Game, Opponent

2	Lemar Parrish, Cincinnati, 12/17/72
1	many times, last by Trumaine Johnson, vs. N.Y. Jets, 12/2/18

INDIVIDUAL RECORDS: SACKS

Career

105.0	Elvin Bethea, 1968-83
74.5	Ray Childress, 1985-95
66.0	Jesse Baker, 1979-87

Season

17.0	Elvin Bethea, 1973
15.5	Jesse Baker, 1979
15.0	William Fuller, 1991
14.5	Jevon Kearse, 1999

Game

4.0	Ed Hussmann, vs. Dallas, 11/4/62
4.0	Ed Hussmann, vs. N.Y. Jets, 11/14/62

4.0	Elvin Bethea, @ San Diego, 10/17/76
4.0	Jesse Baker, vs. Kansas City, 9/16/79
4.0	William Fuller, vs. Pittsburgh, 11/28/93
3.5	Jason Jones, vs. Pittsburgh, 12/21/08
3.0	34 times, last by Kyle Vanden Bosch, vs. NY Jets, 12/23/07

Consecutive Games, One or More Sacks

8	Curley Culp, 1974-75
8	Jevon Kearse, 1999
7	Sean Jones, 1990
6	Jesse Baker, 1979

6	Jesse Baker, 1981-82
6	Jevon Kearse, 2003
5	Harold Landry III , 2019
5	Brian Orakpo, 2016
5	Sean Jones, 1992
5	William Fuller, 1991

Most Games with Two or More Sacks, Career

26	Elvin Bethea, 1968-83
13	Jesse Baker, 1979-87
13	Ray Childress, 1985-95
12	Sean Jones, 1988-93
10	Jevon Kearse, 1999-2003

INDIVIDUAL RECORDS: FUMBLE RETURNS

Opponents' Fumble Returned for TD's, Career

4	Keith Bulluck, 2000-09
3	Doug Cline, 1960-66
3	Marcus Robertson, 1991-2000
2	Johnny Peacock, 1969-70
2	Robert Lyles, 1984-90
2	Ray Childress, 1985-95
2	Cris Dishman, 1988-96
2	Antwan Odom, 2004-07
2	Jason McCourty, 2009-16
2	Wesley Woodyard, 2014-19

Opponents' Fumble Returned for TD's, Season

2	Doug Cline, 1961
2	Marcus Robertson, 1997

2	Antwan Odom, 2005
---	-------------------

Opponents' Fumble Returned for TD's, Game

1	60 times, last by Kevin Byard at Jacksonville, 10/10/21
---	---

Longest Fumble Return (All TDs)

96	C.L. Whittington, @ New Orleans, 10/3/76
93	Robert Lyles, @ Cincinnati, 10/19/86
92	Cortland Finnegan, vs. Jacksonville, 12/17/06

INDIVIDUAL RECORDS: BLOCKED KICKS

Blocked Punts Returned for Touchdowns, Career

2 Cris Dishman, 1988-96

Blocked Punts Returned for Touchdowns, Game

1 13 times, last by Jason McCourty, vs. Indianapolis, 10/30/11

Blocked Field Goals Returned for Touchdowns, Game

1 Mark Johnston, 62 yards (11/26/61 vs. Denver)

1 Tony Banfield, 50 yards (12/9/62 vs. Oak.)
 1 Ken Houston, 71 yards (10/15/67 @ N.Y. Jets)
 1 Donald Mitchell, 69 yards (10/21/01 @ Detroit)
 1 Tye Smith, 63 yards (12/1/19 @ Indianapolis)

Blocked Field Goal, Last Time

1 DaQuan Jones @ Jacksonville, 12/13/20

Blocked Punt, Last time

1 Tim Shaw vs. Pittsburgh, 10/11/12

TEAM RECORDS: GAMES WON & LOST

GAMES WON

Most Consecutive Games Won

13 (Dec. 16, 2007-Nov. 16, 2008)
 11 (Oct. 17, 1993-Jan. 2, 1994)

Most Consecutive Games Without Defeat

13 (Dec. 16, 2007-Nov. 16, 2008)
 11 (Oct. 13, 1961-Sept. 9, 1962)
 11 (Oct. 17, 1993-Jan. 2, 1994)

Most Games Won, Season

13 (1999, 2000, 2008)
 12 (1993, 2003)
 11 (1962, 1979, 1980, 1991, 2002, 2020)

Most Consecutive Games Won, Season

11 (Oct. 17, 1993-Jan. 2, 1994)

Most Consecutive Games Won, Start of Season

10 (Sept. 7-Nov. 16, 2008)
 5 (Sept. 14-Oct. 18, 2020)
 3 (Sept. 12-Sept. 26, 1999)
 3 (Sept. 1-Sept. 16, 1991)

Most Consecutive Games Won, End of Season

11 (Oct. 17, 1993-Jan. 2, 1994)

Most Consecutive Games Without Defeat, Season

11 (Oct. 17, 1993-Jan. 2, 1994)

Most Consecutive Games w/out Defeat, Start of Season

10 (Sept. 7-Nov. 16, 2008)
 5 (Sept. 14-Oct. 18, 2020)
 3 (Sept. 12-Sept. 26, 1999)
 3 (Sept. 1-Sept. 16, 1991)

Most Consecutive Games w/out Defeat, End of Season

11 (Oct. 17, 1993-Jan. 2, 1994)

Most Home Games Won, Season

8 (1999)

7 (1988, 1991, 1993, 2000, 2003, 2008)

Most Consecutive Home Games Won

12 (Sept. 12, 1999-Nov. 5, 2000)
 10 (Oct. 6, 2002-Nov. 16, 2003)
 9 (Dec. 6, 1987-Nov. 20, 1988)
 9 (Nov. 26, 1990-Nov. 17, 1991)

Most Consecutive Home Games Without Defeat

12 (Sept. 12, 1999-Nov. 5, 2000)
 10 (Oct. 6, 2002-Nov. 16, 2003)
 9 (Dec. 6, 1987-Nov. 20, 1988)
 9 (Nov. 26, 1990-Nov. 17, 1991)

Most Road Games Won, Season

6 (1996, 2000, 2008, 2020)

Most Consecutive Road Games Won

8 (Dec. 16, 2007-Nov. 27, 2008)
 5 (Dec. 1, 2019-Sept. 27, 2020)
 5 (Nov. 19, 2006-Sept. 24, 2007)
 5 (Oct. 17-Dec. 25, 1993)
 5 (Oct. 29, 1961-Sept. 9, 1962)

Most Consecutive Road Games Without Defeat

8 (Dec. 16, 2007-Nov. 27, 2008)
 6 (Oct. 13, 1961-Sept. 9, 1962)

Most Shutout Games Won or Tied, Season

2 (1966, 1977, 1993)

Overtime Wins, Regular Season

30-27 (@ Cincinnati, 9/23/79)
 27-24 (vs. N.Y. Jets, 10/28/79)
 23-20 (vs. Pittsburgh, 12/2/84)
 17-14 (@ Indianapolis, 9/4/88)
 26-23 (vs. Dallas, 11/10/91)
 23-20 (vs. Kansas City, 9/20/92)
 30-27 (@ Cincinnati, 10/6/96)
 24-21 (vs. Oakland, 8/31/97)
 17-14 (vs. Kansas City, 9/10/00)
 31-28 (vs. Tampa Bay, 10/14/01)
 32-29 (@ N.Y. Giants, 12/1/02)
 26-20 (@ Houston, 12/10/06)
 19-16 (vs. Green Bay, 11/2/08)
 27-24 (vs. Miami, 12/20/09)

44-41 (vs. Detroit, 9/23/12)
 34-28 (@ New Orleans, 11/8/15)
 12-9 (@ Cleveland, 10/22/17)
 26-23 (vs. Philadelphia, 9/30/18)
 42-36 (vs. Houston, 10/18/20)
 30-24 (@ Baltimore, 11/22/20)
 33-30 (@ Seattle, 9/19/21)

GAMES LOST

Most Consecutive Games Lost

18 (Oct. 9, 1972-Oct. 28, 1973)

Most Consecutive Games Without a Victory

18 (Oct. 9, 1972-Oct. 28, 1973)

Most Games Lost, Season

14 (1983, 1994, 2014)

Most Consecutive Games Lost, Season

11 (Oct. 9-Dec. 17, 1972)

Most Consecutive Games Lost, Start of Season

10 (Sept. 4-Nov. 6, 1983)

Most Consecutive Games Lost, End of Season

11 (Oct. 9-Dec. 17, 1972)

Most Consecutive Games Without Victory, Season

11 (Oct. 9-Dec. 17, 1972)

Most Consecutive Games Without Victory, Start of Season

10 (Sept. 4-Nov. 6, 1983)

Most Consecutive Games Without Victory, End of Season

11 (Oct. 9-Dec. 17, 1972)

Most Consecutive Home Games Lost

13 (Oct. 9, 1972-Dec. 16, 1973)

Most Consecutive Home Games Without Victory

13 (Oct. 9, 1972-Dec. 16, 1973)

TEAM RECORDS: GAMES WON & LOST

Most Consecutive Road Games Lost

23 (Sept. 27, 1981-Nov. 4, 1984)

Most Consecutive Road Games Without Victory

23 (Sept. 27, 1981-Nov. 4, 1984)

Most Shutout Games Lost or Tied, Season

2 (1972, 1985)

TIE GAMES

Ties

31-31 (@ Boston, 10/13/61)
 28-28 (@ N.Y. Jets, 10/15/67)
 31-31 (vs. Cincinnati, 11/9/69)
 20-20 (@ Denver, 11/16/69)
 31-31 (@ San Diego, 10/25/70)
 13-13 (vs. New Orleans, 10/3/71)

Most Tie Games, Season

2 (1969)

TEAM RECORDS: SCORING

Most Points, Season

513 (1961)
 491 (2020)
 435 (2003)
 424 (1988)

Fewest Points, Season

136 (1982, nine games)
 199 (1967)

Most Points, Game

58 (vs. Cleveland, 12/9/90)
 56 (vs. N.Y. Titans, 10/14/62)
 55 (vs. Oakland, 9/9/61)
 55 (at Denver, 11/5/61)
 49 (vs. San Diego, 12/19/71)
 49 (at Oakland, 12/22/63)
 49 (vs. N.Y. Titans, 11/19/61)
 48 (vs. Cincinnati, 10/14/90)
 48 (at N.Y. Titans, 12/10/61)
 48 (at Green Bay, 10/11/04)

Most Points, Both Teams, Game

101 (Oakland 52, Oilers 49, @ Oakland, 12/22/63)
 88 (Buffalo 47, Oilers 41, @ Houston, 9/24/89)

Fewest Points, Game

0 (21 times, last at Denver, 10/13/19)

Fewest Points, Both Teams, Game

6 (Oilers 6, Pittsburgh 0, @ Houston, 12/4/80)

Most Points, Shutout Victory, Game

55 (Oilers vs. Oakland, 9/9/61)

Fewest Points, Shutout Victory, Game

6 (Oilers vs. Pittsburgh, 12/4/80)

Largest Margin of Victory, Game

55 (Oilers 55, Oakland 0, @ Houston, 9/9/61)

Largest Margin of Defeat, Game

59 (Titans 0 at New England 59, 10/18/09)
 54 (Oilers 7 at Cincinnati 61, 12/17/89)

Smallest Margin of Victory, Game

1 (14 times, last Titans 31, Vikings 30, @ Min., 9/27/20)

Smallest Margin of Defeat, Game

1 (22 times, last Titans 19 @ Chargers 20, 10/21/18)

Most Points Overcome to Win Game

24 (at Cincinnati, 9/23/79)
 23 (at New England, 11/12/78)
 21 (at Atlanta, 11/23/03)
 21 (vs. N.Y. Giants, 11/26/06)

Most Points, One Half

45 (vs. Cleveland, 12/9/90)

Most Points, First Quarter

24 (@ Indianapolis, 12/5/04)
 21 (vs. Green Bay, 11/13/16)
 21 (@ Tampa Bay, 9/13/15)
 21 (vs. Houston, 12/19/10)
 21 (@ Detroit, 11/27/08)
 21 (vs. St. Louis, 10/31/99)

Most Points, Second Quarter

31 (vs. Cleveland, 12/9/90)
 28 (vs. Cincinnati, 11/18/79)

Most Points, Third Quarter

28 (vs. Jacksonville, 11/24/19)
 28 (vs. San Diego, 12/19/71)
 28 (vs. Kansas City, 10/24/65)

Most Points, Fourth Quarter

27 (vs. Philadelphia, 10/24/10)
 24 (vs. Denver, 11/26/61)
 24 (vs. N.Y. Giants, 11/26/06)
 24 (vs. Buffalo, 11/15/09)

Most Consecutive Games Scoring

160 (Nov. 14, 1999 - Dec. 21, 2008)
 155 (Dec. 3, 1989 - Oct. 31, 1999)
 121 (1977-85)

TOUCHDOWNS

Most Touchdowns, Season

66 (1961)

Fewest Touchdowns, Season

18 (1967)

Most Touchdowns, Game

8 (Oilers vs. N.Y. Titans, 10/14/62; Oilers vs. Clev., 12/9/90)

Most Touchdowns, Both Teams, Game

14 (Oilers 7, Oakland 7, @ Oakland, 12/22/63)

POINTS AFTER TOUCHDOWN

Most PATs, Season

65 (1961)

Most PATs, Game

8 (Oilers vs. N.Y. Titans, 10/14/62)
 7 (four times, last vs. Cleveland, 12/9/90)

Most PATs, Both Teams, Game

14 (Oilers 7, Oakland 7, @ Oakland, 12/22/63)

TWO-POINT CONVERSIONS

Most Two-Point Conversions, Season

4 (2020)
 4 (1994)

Most Two-Point Conversions, Opponent, Season

4 (1999)
 4 (1998)

Most Two-Point Conversions, Game

2 (vs. N.Y. Jets, 9/10/06)
 1 (34 times, last at N.Y. Jets, 10/3/21)

Most Two-Point Conversions, Opponent, Game

3 (@ Pittsburgh, 11/1/98)

Most Two-Point Conversion Attempts, Season

7 (2020)
 7 (1994)

Most Two-Point Conversion Attempts, Opp., Season

8 (2020)
 6 (1999)

TEAM RECORDS: SCORING

FIELD GOALS

Most Field Goals Attempted, Season

42 (2017)
40 (1969)
39 (2007)
38 (1996)
37 (1989)

Most Field Goals Attempted, Game

8 (at Houston, 10/21/07)
6 (five times, last @ Minnesota, 9/27/20)

Most Field Goals Attempted, Both Teams, Game

10 (Buffalo 7, @ Oilers 3, 12/5/65)
9 (Tennessee 6, @ New England 3, 10/5/03)
9 (Washington 6, @ Tennessee 3, 11/21/10)

9 (Detroit 4, @ Tennessee 5, 9/23/12)
9 (Tennessee 3, @ Oakland 6, 11/24/13)
9 (Tennessee 3, @ San Francisco 6, 12/17/17)

Most Field Goals, Season

36 (1998)
35 (2017)
35 (2007)
32 (1996)
29 (1993, 2008, 2011)

Fewest Field Goals, Season

8 (2019)
8 (1968)

Most Field Goals, Game

8 (@ Houston, 10/21/07)
6 (@ Minnesota, 9/27/20)

5 (vs. Miami, 9/28/69; @Philadelphia, 12/3/00)

Most Field Goals, Both Teams, Game

9 (Tennessee 3, @ San Francisco 6, 12/17/17)
8 (Tennessee 3, @ Buffalo 5, 12/24/06)
8 (Tennessee 8, @ Houston 0, 10/21/07)
8 (Indianapolis 3, @ Tennessee 5, 10/16/17)
7 (19 times, last Tennessee 6, @ Minnesota 1, 9/27/20)

TEAM RECORDS: FIRST DOWNS

Most First Downs, Season

381 (2020)
376 (1990)

Fewest First Downs, Season

138 (1982, nine games)
199 (1976)

Most First Downs, Game

34 (vs. Cleveland, 12/9/90)

Fewest First Downs, Game

4 (at Cleveland, 10/21/73)
5 (vs. Jacksonville, 12/17/06)

Most First Downs, Both Teams, Game

57 (Tennessee 21, Detroit 36, @ Tennessee, 9/23/12, OT)
56 (Tennessee 31, Houston 25, @ Tennessee, 10/18/20, OT)
56 (Tennessee 32, Arizona 24, @ Tennessee, 12/15/13, OT)
56 (Houston 33, Buffalo 23, @ Houston, 9/24/89, OT)

55 (Three times, last Tennessee 28, Detroit 27, @ Tennessee, 12/20/20)

Most First Downs Rushing, Season

155 (1980)

Fewest First Downs Rushing, Season

52 (1982, nine games)
62 (1971)

Most First Downs Rushing, Game

17 (three times, last @ Houston, 1/3/21)

Fewest First Downs Rushing, Game

0 (six times, last @ Denver, 10/13/19)

Most First Downs Passing, Season

251 (1990)

Fewest First Downs Passing, Season

81 (1982, nine games)
86 (1967)

Most First Downs Passing, Game

28 (@ Oakland, 12/19/04)

Fewest First Downs Passing, Game

0 (twice, last @ Buffalo, 11/10/85)

Most First Downs By Penalty, Season

37 (2015)
36 (2020)
36 (2019)
36 (2017)
36 (2013)
32 (2016)
30 (1989)

Fewest First Downs By Penalty, Season

5 (1982, nine games)
10 (1967)

Most First Downs By Penalty, Game

7 (vs. Indianapolis, 11/12/20)
7 (@ Atlanta, 9/9/90)

TEAM RECORDS: NET YARDS GAINED

Most Yards Gained, Season

6,343 (2020)
6,288 (1961)
6,222 (1990)

Fewest Yards Gained, Season

2,373 (1982, nine games)
3,191 (1972)

Most Yards Gained, Game

607 (vs. Houston, 10/18/20, overtime)
583 (vs. Dallas, 11/10/91, overtime)

Fewest Yards Gained, Game

81 (vs. Dallas, 11/24/74)

TEAM RECORDS: RUSHING**Most Rushing Attempts, Season**

616 (1979)
605 (1978)

Fewest Rushing Attempts, Season

225 (1982, nine games)
324 (1965)

Most Rushing Attempts, Game

56 (vs. San Diego, 9/28/75)
55 (vs. Oakland, 9/9/61)

Fewest Rushing Attempts, Game

7 (vs. N.Y. Giants, 12/8/85)
9 (vs. Cincinnati, 10/24/76)
10 (@ San Diego, 9/16/12)

Most Yards Gained Rushing, Season

2,690 (2020)
2,635 (1980)
2,592 (2009)

2,571 (1979)

Fewest Yards Gained Rushing, Season

799 (1982, nine games)
1,106 (1971)

Most Yards Gained Rushing, Game

332 (@ Kansas City, 10/19/08)
305 (vs. Jacksonville, 11/1/09)
296 (vs. Kansas City, 11/27/77)
292 (@ Detroit, 11/27/08)

Fewest Yards Gained Rushing, Game

19 (twice, last vs. San Diego, 12/12/65)

Highest Average Gain Rushing, Season

5.2 (2009)
5.2 (2020)
5.0 (2019)
4.7 (2006)
4.6 (three times, last in 2016)

Most Touchdowns Rushing, Season

26 (2020)
26 (1988)

Fewest Touchdowns Rushing, Season

5 (1982, nine games)
6 (2014)
6 (1976)

Most Touchdowns Rushing, Game

5 (vs. L.A. Chargers, 9/18/60)

TEAM RECORDS: PASSING**Most Passes Attempted, Season**

667 (1991)

Fewest Passes Attempted, Season

287 (1982, nine games)
333 (1967)

Most Passes Attempted, Game

68 (@ Buffalo, 11/1/64 — 37 completed)
61 (vs. Oakland, 11/7/65 — 27 completed)
61 (@ Oakland, 12/19/04 — 40 completed)

Fewest Passes Attempted, Game

6 (vs. Cincinnati, 10/4/81)

Most Passes Attempted, Both Teams

98 (Titans 61, Oakland 37, @ Oakland, 12/19/04)
97 (Oilers 44, Denver 53, @ Houston, 12/2/62)
97 (Titans 42, Detroit 55, @ Tennessee, 9/23/12)

Most Passes Completed, Season

411 (1991)

Fewest Passes Completed, Season

144 (1967)

Most Passes Completed, Game

41 (vs. Dallas, 11/10/91 — overtime)

Fewest Passes Completed, Game

1 (vs. Cincinnati, 10/4/81)

Most Yards Gained Passing, Season

4,805 (1990)

Fewest Yards Gained Passing, Season

1,381 (1967)

Most Yards Gained Passing, Game

527 (@ Kansas City, 12/16/90)

Fewest Yards Gained Passing, Game

-7 (@ New England, 10/18/09)

Most Times Sacked, Season

65 (1994)
58 (1985)

Fewest Times Sacked, Season

11 (1962)
12 (2008)

Most Times Sacked, Game

12 (vs. Dallas, 9/29/85)

Most Times Sacked, Both Teams, Game

14 (Oilers 12, Dallas 2, @ Houston, 9/29/85)

Most Touchdowns Passing, Season

48 (1961)

Fewest Touchdowns Passing, Season

9 (2007)

Most Touchdowns Passing, Game

7 (twice, last vs. N.Y. Titans, 10/14/62)

Most Touchdowns Passing, Both Teams, Game

11 (Oilers 5, Oakland 6, @ Oakland, 12/22/63)

Most Passes Had Intercepted, Season

48 (1962)*

Fewest Passes Had Intercepted, Season

7 (2020)
8 (2019)
9 (2003, 2008)
10 (1998)

Most Passes Had Intercepted, Game

6 (six times, last @ Cleveland, 11/30/86)

* Denotes League Record

TEAM RECORDS: PUNTING**Most Punts, Season**

100 (1976)
96 (1994)
93 (1979)

Fewest Punts, Season

34 (1990)

Most Punts, Game

11 (three times, last @ Pittsburgh, 12/3/95)

Fewest Punts, Game

0 (five times, last vs. Cincinnati, 10/27/91)

Highest Average Distance, Punting, Season

49.7 (2017)
47.4 (2015)
47.2 (1998)
47.1 (2019)
46.8 (2014)
46.4 (2018)
45.3 (1993)

TEAM RECORDS: PUNTING

<p>45.2 (1992)</p> <p>Highest Average Distance, Punting, Game</p> <p>60.5 (vs. Pittsburgh, 10/25/20)</p> <p>59.2 (vs. Buffalo, 12/27/92)</p>	<p>Highest Net Average, Punting, Season</p> <p>44.6 (2017)</p> <p>43.1 (2019)</p> <p>41.7 (2018)</p> <p>40.8 (2014)</p> <p>40.3 (2015)</p>	<p>40.1 (2020)</p> <p>39.4 (2012)</p> <p>39.4 (2011)</p> <p>39.2 (1998)</p> <p>39.2 (2013)</p>
---	---	--

TEAM RECORDS: PUNT RETURNS & KICKOFF RETURNS

PUNT RETURNS

Most Punt Returns, Season

53 (2000)

52 (1968)

Fewest Punt Returns, Season

15 (1960)

Most Punt Returns, Game

10 (vs. Tampa Bay, 9/12/76)

Most Yards, Punt Returns, Season

671 (2000)

620 (1975)

Fewest Yards, Punt Returns, Season

104 (1982, 9 games)

118 (1961)

Highest Average, Punt Returns, Season

15.3 (2012)

15.0 (1977)

Most Touchdowns, Punt Returns, Season

3 (1975, 2006 and 2012)

Most Touchdowns, Punt Returns, Game

2 (vs. Jacksonville, 12/30/12)

1 (19 times, last vs. Detroit, 9/23/12)

KICKOFF RETURNS

Most Kickoff Returns, Season

83 (1983)

Fewest Kickoff Returns, Season

23 (2018)

28 (2017)

30 (2019)

31 (1993)

32 (2011)

33 (2016)

33 (2015)

Most Kickoff Returns, Game

10 (twice, last at Cincinnati, 12/17/89)

Most Yards, Kickoff Returns, Season

1,835 (2006)

1,721 (1981)

Fewest Yards, Kickoff Returns, Season

589 (1993)

618 (2017)

629 (2016)

638 (2019)

680 (2015)

737 (2018)

767 (2020)

Highest Average, Kickoff Returns, Season

32.0 (2018)*

26.1 (2000)

26.0 (2011)

25.9 (1962)

Most Touchdowns, Kickoff Returns, Season

2 (three times, last in 1983)

Most Touchdowns, Kickoff Returns, Game

1 (18 times, last @ Indianapolis, 11/29/20)

TEAM RECORDS: FUMBLES

Most Fumbles, Season

42 (1994)

41 (1985)

Fewest Fumbles, Season

10 (2017)

14 (1982, nine games)

15 (2020)

17 (1962, 1999, 2011 and 2016)

Most Fumbles, Game

8 (@ Pittsburgh, 12/9/73)

Most Fumbles Lost, Season

25 (1994)

Fewest Fumbles Lost, Season

5 (2020)

6 (2018)

7 (1967, 2006 and 2016)

8 (2008, 2011 and 2017)

Most Fumbles Lost, Game

5 (twice, last vs. Philadelphia, 12/2/91)

Most Opponents' Fumbles Recovered, Season

28 (1977)

Most Opponents' Fumbles Recovered, Game

7 (@ Kansas City, 10/12/69)

Fewest Opponents' Fumbles Recovered, Season

4 (2014)

5 (2012)

6 (2016 and 2018)

7 (2009)

8 (five times, last in 2020)

TEAM RECORDS: BLOCKED KICKS

Most Blocked Field Goals, Season

6 (1961)

Most Blocked Field Goals, Game

2 (at Indianapolis, 12/1/19)

2 (at Baltimore, 12/14/97)

2 (at Cleveland, 9/13/81)

2 (vs. Denver, 11/26/61)

Most Blocked Extra Points, Season

3 (1975)

Most Blocked Extra Points, Game

2 (at Cincinnati, 12/23/90)

2 (vs. Miami, 11/16/75)

Most Blocked Punts, Season

3 (1988)

Most Blocked Punts, Game

2 (at Pittsburgh, 10/16/88)

2 (at Philadelphia, 10/2/88)

TEAM RECORDS: PENALTIES

Fewest Penalties, Season (any)

52 (1982, nine games)
58 (1963)

Fewest Penalties, 16-Game Season

82 (2018)
84 (1983)

Most Penalties, Season

148 (1989)

Fewest Penalties, Game

0 (vs. Jacksonville, 12/24/11)

0 (@ Cincinnati, 10/29/72)
0 (@ Buffalo, 11/1/64)
0 (vs. Kansas City, 10/27/63)
0 (vs. Oakland, 12/9/62)

Most Penalties, Game

18 (@ Jacksonville, 1/1/06)

Fewest Yards Penalized, Season (any)

424 (1982, nine games)

Fewest Yards Penalized, 16-Game Season

727 (2018)

773 (2007)

Most Yards Penalized, Season

1,150 (twice, last in 1988)

Most Yards Penalized, Game

212 (vs. Baltimore, 10/10/99)

TEAM RECORDS: DEFENSE

SCORING

Fewest Points Allowed, Season

191 (2000)
199 (1967)
226 (1975)

Most Points Allowed, Season

471 (2012)
460 (1983)
447 (1973)

Fewest Points Allowed, Game

0 (16 times, last at N.Y. Giants, 12/16/18)

Most Points Allowed, Game

61 (twice, last @ Cincinnati, 12/17/89)

Fewest Touchdowns Allowed, Season

18 (1967)

Most Touchdowns Allowed, Season

55 (2012)
55 (2020)
53 (1983)

FIRST DOWNS

Fewest First Downs Allowed, Season

183 (1969)

Most First Downs Allowed, Season

391 (2020)
358 (2012)
357 (2014)
356 (1985)
356 (2010)

Most First Downs Allowed, Game (since 1991)

39 (@ Denver, 12/8/13)
36 (vs. Detroit, 9/23/12)
34 (@ Cincinnati, 12/4/97)
33 (@ Houston, 10/1/17)

Fewest First Downs Allowed, Rushing, Season

62 (2000)

Most First Downs Allowed, Rushing, Season

147 (1972)

Fewest First Downs Allowed, Passing, Season

89 (1976)

Most First Downs Allowed, Passing, Season

247 (2020)
231 (2017)
227 (2016)
214 (2010)
213 (2019)

Fewest First Downs Allowed, Penalty, Season

13 (twice, last in 1969)

Most First Downs Allowed, Penalty, Season

48 (1985)

NET YARDS

Fewest Yards Allowed, Season

3,375 (1968)

Most Yards Allowed, Season

6,372 (2020)
6,155 (1985)

Fewest Yards Allowed, Game

26 (vs. Denver, 9/3/66)

Most Yards Allowed, Game

619 (@ New England, 10/18/09)
584 (@ Cincinnati, 12/17/89)
583 (vs. Detroit, OT, 9/23/12)

Fewest Total Plays Allowed, Season

610 (1982, nine games)
840 (1970)

Most Total Plays Allowed, Season

1,139 (2010)
1,099 (2014)
1,091 (1985)

Fewest Total Plays Allowed, Game

36 (vs. Denver, 9/3/66)

Most Total Plays Allowed, Game

92 (vs. Detroit, OT, 9/23/12)
91 (@ Philadelphia, 11/19/06)
91 (@ Denver, 12/8/13)
87 (@ Cleveland, 10/2/11)
86 (vs. Washington, 11/21/10)

85 (three times, last @ Cleveland, 11/30/86, OT)

RUSHING

Fewest Yards Allowed, Rushing, Season

1,027 (1960)

Most Yards Allowed, Rushing, Season

2,814 (1985)

Fewest Yards Allowed, Rushing, Game

-14 (@ Boston, 11/25/60)
4 (vs. Buffalo, 11/23/97)

Most Yards Allowed, Rushing, Game

398 (@ Dallas Texans, 10/1/61)
302 (vs. Kansas City, 10/24/65)

Fewest Touchdowns Allowed, Rushing, Season

5 (1996 and 2017)

Most Touchdowns Allowed, Rushing, Season

27 (1984)

Fewest Attempts Allowed, Rushing, Season

298 (1982, nine games)
356 (2016)
362 (1962)

Most Attempts Allowed, Rushing, Season

596 (1984)

Fewest Attempts Allowed, Rushing, Game

9 (vs. Denver, 12/11/16)
10 (@ Indianapolis, 12/30/07)
11 (vs. Miami, 10/1/89)

Most Attempts Allowed, Rushing, Game

56 (@ Dallas Texans, 10/1/61)

PASSING

Fewest Net Yards Allowed, Passing, Season

1,671 (1968)

Most Net Yards Allowed, Passing, Season

4,439 (2020)
4,307 (2016)
4,139 (2009)
4,084 (2001)

TEAM RECORDS: DEFENSE

Fewest Net Yards Allowed, Passing, Game

-52 (vs. Cincinnati, 10/31/71)
-16 (vs. Chicago, 11/6/77)

Most Net Yards Allowed, Passing, Game

442 (vs. Detroit, OT, 9/23/12)
433 (vs. Kansas City, 11/10/19)
426 (@ New England, 10/18/09)
425 (@ Indianapolis, 12/5/04)
407 (@ Oakland, 12/22/63)
405 (vs. Buffalo, 10/11/64)

Fewest Touchdowns Allowed, Passing, Season

10 (1967, 2000)

Most Touchdowns Allowed, Passing, Season

36 (2020)
35 (1966)

Fewest Attempts Allowed, Passing, Season

284 (1982, nine games)
324 (1972)

Most Attempts Allowed, Passing, Season

635 (2016)
630 (2020)
625 (2010)
605 (2017)
604 (2009)
598 (2019)
591 (2011)

Fewest Attempts Allowed, Passing, Game

11 (@ Pittsburgh, 9/11/05)

Most Attempts Allowed, Passing, Game

61 (@ Cleveland, 10/2/11)
59 (@ Denver, 12/8/13)
57 (@ Pittsburgh, 12/19/93)

Fewest Completions Allowed, Season

158 (1968)

Most Completions Allowed, Season

423 (2020)
410 (2010)
404 (2009)
388 (2016)
386 (2019)
374 (2012)
369 (2011)
369 (2017)

Fewest Completions Allowed, Game

2 (vs. Denver, 9/3/66)

Most Completions Allowed, Game

43 (vs. Detroit, OT, 9/23/12)
40 (@ Cleveland, 10/2/11)
39 (@ Denver, 12/8/13)
38 (@ New England, 10/18/09)
37 (@ Indianapolis, 11/3/02)
36 (six times, last vs. Chicago, 11/8/20)

SACKS

Most Sacks, Season

55 (2000)
54 (1999)
52 (1993)

51 (1979)

Fewest Sacks, Season

19 (2020)
21 (1966)

Most Sacks, Game

9 vs. N.Y. Titans, 10/14/62
9 vs. Cincinnati, 10/31/71
8 at Arizona, 12/10/17
8 at Indianapolis, 11/26/17
8 at San Diego, 10/17/76
8 at Buffalo, 11/10/85
8 at Cincinnati, 9/12/82

INTERCEPTIONS

Most Interceptions, Season

36 (1963)

Fewest Interceptions, Season

3 (1982, nine games)*
6 (1972)

Most Interceptions, Game

6 (six times, last vs. Atlanta, 12/5/93)

Most Interceptions, Both Teams, Game

13 (Oilers 5, Denver 8, @ Houston, 12/2/62)

Most Yards Returning Interceptions, Season

676 (1962)

Most Yards Returning Interceptions, Game

245 (@ N.Y. Jets, 10/15/67)

Most TDs, Returning Interceptions, Season

7 (1967)

Most TDs, Returning Interceptions, Game

3 (vs. San Diego, 12/19/71)

PUNT RETURNS

Fewest Opponent Punt Returns, Season

20 (2020)
20 (1961)
23 (1990)

Most Opponent Punt Returns, Season

64 (1979)
60 (twice, last in 1976)

Fewest Yards Allowed, Punt Returns, Season

144 (2005)
160 (2000)
171 (2020)
186 (1990)

Most Yards Allowed, Punt Returns, Season

748 (1979)
668 (1976)

Lowest Average Allowed, Punt Returns, Season

4.5 (2005)
5.3 (1969)

Highest Average Allowed, Punt Returns, Season

13.9 (2002)
13.6 (1961)

Most Touchdowns Allowed, Punt Returns, Season

3 (2002)
2 (1962, 1965 and 2016)

KICKOFF RETURNS

Fewest Opponent Kickoff Returns, Season

21 (2016)
22 (2015)
25 (2018)
26 (1982, nine games)
30 (2011)
31 (2014)
32 (1970, 1986, 2017)

Most Opponent Kickoff Returns, Season

81 (2003)
78 (1995, 1996)
76 (1999, 2000)
74 (2002)
71 (1990, 1997, 2009)

Fewest Yards Allowed, Kickoff Returns, Season

462 (2016)
564 (1982, nine games)
599 (2015)
680 (2011)
695 (1986)

Most Yards Allowed, Kickoff Returns, Season

1,714 (2009)
1,675 (1996)
1,596 (1999)
1,587 (2000)
1,528 (1997)

Lowest Average Allowed, Kickoff Returns, Season

15.7 (1992)

Highest Average Allowed, Kickoff Returns, Season

27.8 (2018)
27.6 (2014)
27.2 (2015)
26.1 (2012)
25.0 (2008)
24.9 (1985, 2001)

Most Touchdowns Allowed, Kickoff Returns, Season

2 (1966, 1999)

PUNTING

Most Punts Forced, Season

105 (2000)
96 (1976)

Fewest Punts Forced, Season

38 (1982, 9 games)
45 (2020)
56 (1964, 1989)

TEAM RECORDS: DEFENSE

Most Punts Forced, Game

11 (five times, last vs. Pittsburgh, 11/6/94)

Fewest Punts Forced, Game

0 5 times (11/12/78 at New England; 11/5/95 at Cleveland; 12/5/04 at Indianapolis; 9/26/10 at N.Y. Giants; 12/27/20 at Green Bay)

Lowest Punting Average Allowed (Gross), Season

37.1 (1960)

* Denotes League Record

ALL-TIME TWO-POINT CONVERSIONS

TITANS

1994 Oilers: 4-7	Run 0-0, Pass 4-7	12/14/03 vs. Buf	Robert Holcombe run	Good
9/4/94 vs. Ind	Bucky Richardson to Reggie Brown	Good		
	Bucky Richardson to Haywood Jeffries	NG		
10/13/94 vs. Cle	Billy Joe Tolliver to Haywood Jeffries	Good		
12/11/94 vs. Sea	Billy Joe Tolliver to Haywood Jeffries	Good		
	Billy Joe Tolliver to Todd McNair	NG		
12/18/94 vs. KC	Billy Joe Tolliver to Webster Slaughter	NG		
12/24/94 vs. NYJ	Bucky Richardson to Haywood Jeffries	Good		
1995 Oilers: 2-5	Run 2-3, Pass 0-2	2004 Titans: 1-2	Pass 0-1, Run 1-1	
10/8/95 vs. Min	Rodney Thomas run	Good		
10/22/95 vs. Chi	Chris Chandler run	Good		
11/12/95 vs. Cin	Will Furrer to Haywood Jeffries	NG		
11/19/95 vs. KC	Rich Camarillo to Bruce Matthews	NG		
12/24/95 vs. Buf	Rodney Thomas run	NG		
1996 Oilers: 0-0	No Attempts	2006 Titans: 3-3	Run 2-2, Pass 1-1	
None		9/10/06 vs. NYJ	Travis Henry run	Good
			Kerry Collins pass to Drew Bennett	Good
1997 Oilers: 2-4	Run 1-3, Pass 1-1	10/1/06 vs. Dal	Vince Young run	Good
8/31/97 vs. Oak	Eddie George Run	Good		
9/28/97 vs. Pitt	Steve McNair to Frank Wycheck	Good		
11/16/97 vs. Jax	Rodney Thomas run	NG		
12/14/97 vs. Bal	Steve McNair run	NG		
1998 Oilers: 1-4	Pass 0-0, Run 1-4	2007 Titans: 0-0	No Attempts	
9/27/98 vs. Jax	Eddie George run	NG		
10/11/98 vs. Bal	Eddie George run	NG		
11/29/98 vs. Sea	Eddie George run	NG		
12/20/98 vs. GB	Eddie George run	Good		
1999 Titans: 1-3	Pass 1-1, Run 0-2	2008 Titans: 1-1	Run 0-0, Pass 1-1	
10/3/99 vs. SF	Eddie George run	NG		
11/28/99 vs. Cle	Frank Wycheck run	NG		
12/5/99 vs. Bal	Steve McNair to Jackie Harris	Good		
2000 Titans: 0-0	No Attempts	10/27/08 vs. Ind	Kerry Collins pass to Ahmard Hall	Good
None		2009 Titans: 1-2	Run 1-1, Pass 0-1	
2001 Titans: 3-4	Pass 3-4, Run 0-0	10/4/09 at Jax	Kerry Collins pass to Nate Washington	NG
10/14/01 vs. TB	Steve McNair to Kevin Dyson	Good		
10/21/01 vs. Det	Steve McNair to Drew Bennett	Good		
12/16/01 vs. GB	Steve McNair to Kevin Dyson	NG		
	Steve McNair to Derrick Mason	Good		
2002 Titans: 2-6	Pass 0-2, Run 2-4	2010 Titans: 1-2	Run 0-0, Pass 1-2	
9/8/02 vs. Phi	Steve McNair run	NG		
	Eddie George run	Good		
9/29/02 vs. Oak	Steve McNair to Derrick Mason	NG		
	Steve McNair to Frank Wycheck	NG		
	Eddie George Run	NG		
12/1/02 vs. NYG	Steve McNair run	Good		
2003 Titans: 3-4	Pass 1-2, Run 2-2	2011 Titans: 0-0	No Attempts	
10/5/03 vs. NE	Steve McNair to Tyrone Calico	Good		
12/7/03 vs. Ind	Steve McNair Run	Good		
	Steve McNair to Derrick Mason	NG		
		2012 Titans: 1-1	Run 0-0, Pass 1-1	
		11/4/12 vs. Chi	Matt Hasselbeck pass to Kenny Britt	Good
		2013 Titans: 0-0	No Attempts	
		None		
		2014 Titans: 0-1	Run 0-1, Pass 0-0	
		10/26/14 vs. Hou	Leon Washington run	NG
		2015 Titans: 3-5	Run 0-1, Pass 3-4	
		9/27/15 vs. Ind	Jalston Fowler run	NG
		11/8/15 at NO	Marcus Mariota pass to Delanie Walker	Good
		11/29/15 vs. Oak	Marcus Mariota pass to Dorial Green-Beckham	Good
		12/13/15 at N.Y. Jets	Marcus Mariota pass to Dexter McCluster	Good
		12/27/15 vs. Hou	Zach Mettenberger pass to Anthony Fasano	NG
		2016 Titans: 0-5	Run 0-0, Pass 0-5	
		9/11/16 vs. Min	Marcus Mariota pass to DeMarco Murray	NG
		9/18/16 at Det	Marcus Mariota sacked	NG
		10/23/16 vs. Ind	Aborted play, Brett Kern pass to Ryan Succop	NG
		11/13/16 vs. GB	Marcus Mariota pass to Rishard Matthews	NG
		12/18/16 at KC	Marcus Mariota pass incomplete	NG
		2017 Titans: 0-0	Run 0-0, Pass 0-0	
		None		

ALL-TIME TWO-POINT CONVERSIONS

TITANS

2018 Titans: 0-1 **Run 0-0, Pass 0-1**
 10/21/18 at LAC Marcus Mariota pass to Taywan Taylor NG

2019 Titans: 1-2 **Run 1-1, Pass 0-1**
 11/3/19 at Car Ryan Tannehill pass to Adam Humphries NG
 11/10/19 vs. KC Ryan Tannehill run Good

2020 Titans: 4-7 **Run 3-4, Pass 1-3**
 9/27/20 at Min Ryan Tannehill pass to Jonnu Smith NG
 10/18/20 vs. Hou Ryan Tannehill pass to Nick Westbrook-Ikhine Good
 11/1/20 at Cin Brett Kern pass intercepted by Josh Byner NG
 11/22/20 at Bal Ryan Tannehill run Good
 12/6/20 vs. Cle Derrick Henry run NG
 12/6/20 at Cle Ryan Tannehill run Good
 12/20/20 vs. Det Derrick Henry run Good

2021 Titans: 2-2 **Run 1-1, Pass 1-1**
 9/26/21 vs. Ind Derrick Henry run Good
 10/3/21 at NYJ Ryan Tannehill pass to MyCole Pruitt Good

Titans Overall Two-Point Statistics: 36-72 (50.0%)

OPPONENTS

1994 Opponents: 2-2 **Run 2-2, Pass 0-0**
 10/13/94 vs. Cle Tom Tupa Run Good
 12/4/94 vs. Ari Ronald Moore Run Good

1995 Opponents: 0-2 **Run 0-0, Pass 0-2**
 11/26/95 vs. Den John Elway to Shannon Sharpe NG
 12/17/95 vs. NYJ Boomer Esiason to Fred Baxter NG

1996 Opponents: 1-3 **Run 1-1, Pass 0-2**
 9/15/96 vs. Bal Vinny Testaverde pass NG
 11/10/96 at NO Michael Haynes run Good
 10/13/96 at Atl Bobby Hebert pass to Roell Preston NG

1997 Opponents: 0-1 **Run 0-0, Pass 0-1**
 10/5/97 vs. Sea Rick Tuten (kicking form.) bad snap, inc. pass NG

1998 Opponents: 4-5 **Run 0-0, Pass 4-5**
 11/1/98 vs. Pit Kordell Stewart to Charles Johnson Good
 Mike Tomczak to Charles Johnson Good
 Mike Tomczak to Will Blackwell Good
 11/8/98 vs. TB Trent Dilfer to Bert Emanuel NG
 12/26/98 vs. Min Randall Cunningham to Randy Moss Good

1999 Opponents: 4-6 **Run 0-1, Pass 4-5**
 9/12/99 vs. Cin Jeff Blake to Willie Jackson Good
 Ki-Jana Carter run NG
 Jeff Blake to Brian Milne Good
 9/19/99 vs. Cle Tim Couch Pass incomplete NG
 10/17/99 vs. NO B.J. Tolliver to Brett Bech Good
 1/2/00 vs. Pit Mike Tomczak to Hines Ward Good

2000 Opponents: 0-0 **No Attempts**
 None

2001 Opponents: 1-2 **Run 1-1, Pass 0-1**
 10/7/01 vs. Bal Elvis Grbac to Brandon Stokley NG
 12/2/01 vs. Cle Jamel White run Good

2002 Opponents: 3-4 **Run 0-0, Pass 3-4**
 11/3/02 vs. Ind Peyton Manning to Marvin Harrison Good
 11/17/02 vs. Pit Kordell Stewart to Dan Kreider Good
 Antwaan Randle El to Hines Ward Good
 12/1/02 vs. NYG Kerry Collins to Jeremy Shockey NG

2003 Opponents: 0-1 **Run 0-0, Pass 0-1**
 12/14/03 vs. Buf Drew Bledsoe to Bernard Shaw NG

2004 Opponents: 1-2 **Run 0-0, Pass 1-2**
 9/26/04 vs. Jax Byron Leftwich to Reggie Williams Good
 1/2/05 vs. Det Joey Harrington to Roy Williams NG

2005 Opponents: 2-2 **Run 0-0, Pass 2-2**
 10/11/05 vs. Hou David Carr to Corey Bradford Good
 11/27/05 vs. SF Ken Dorsey to Terry Jackson Good

2006 Opponents: 1-2 **Run 0-0, Pass 1-2**
 10/22/06 at Was Mark Brunell to Santana Moss Good
 10/29/06 vs. Hou Sage Rosenfels to Andre Johnson NG

2007 Opponents: 1-1 **Run 0-0, Pass 1-1**
 10/21/07 at Hou Sage Rosenfels to Andre Davis Good

2008 Opponents: 0-1 **Run 0-1, Pass 0-0**
 9/21/08 vs. Hou Aborted kick, Matt Turk run NG

2009 Opponents: 1-1 **Run 1-1, Pass 0-0**
 9/20/09 vs. Mia Ricky Williams run Good

2010 Opponents: 0-2 **Run 0-2, Pass 0-0**
 10/31/10 at SD Aborted kick, Kris Brown run NG
 11/14/10 at Mia Ronnie Brown run NG

2011 Opponents: 0-2 **Run 0-2, Pass 0-0**
 12/11/11 vs. NO Pierre Thomas run NG
 1/1/12 at Hou Snap over Jake Delhomme's head, rec. by Ten. NG

2012 Opponents: 1-2 **Run 0-0, Pass 1-2**
 9/23/12 vs. Det Matthew Stafford pass to Nate Burleson Good
 12/30/12 vs. Jax Chad Henne pass incomplete NG

2013 Opponents: 1-1 **Run 1-1, Pass 0-0**
 9/15/13 at Hou Arian Foster run Good

2014 Opponents: 0-1 **Run 0-0, Pass 0-0**
 12/14/14 vs. NYJ Geno Smith pass incomplete NG

2015 Opponents: 0-1 **Run 0-0, Pass 0-1**
 12/6/15 vs. Jax Blake Bortles pass incomplete NG

2016 Opponents: 1-3 **Run 1-2, Pass 0-1**
 10/16/16 vs. Cle Cody Kessler pass incomplete NG
 10/27/16 vs. Jax Blake Bortles run Good
 11/13/16 vs. GB James Starks run NG

ALL-TIME TWO-POINT CONVERSIONS

OPPONENTS

2017 Opponents: 0-2 **Run 0-0, Pass 0-2**
9/17/17 at Jax Blake Bortles pass incomplete NG
9/24/17 vs. Sea Russell Wilson pass incomplete NG

2018 Opponents: 0-0 **No Attempts**
 None

2019 Opponents: 2-4 **Run 0-0, Pass 2-4**
10/27/19 vs. TB Jameis Winston pass incomplete NG
10/27/19 vs. TB Jameis Winston pass to Chris Godwin Good
11/24/19 vs. Jax Nick Foles pass to DJ Chark Good
11/24/19 vs. Jax Nick Foles pass incomplete NG

2020 Opponents: 1-8 **Run 0-2, Pass 1-6**
9/27/20 at Min Kirk Cousins pass to Adam Thielen NG
10/13/20 vs. Buf Josh Allen pass to Cole Beasley NG
10/18/20 vs. Hou Deshaun Watson pass to Randall Cobb NG
11/22/20 at Bal Lamar Jackson pass to J.K. Dobbins Good
11/29/20 at Ind Jacoby Brissett run NG
11/29/20 at Ind Philip Rivers pass to Zach Pascal NG
12/27/20 at GB Aaron Jones run NG
1/3/21 at Hou Deshaun Watson pass to Chad Hansen NG

2021 Opponents: 1-2 **Run 0-0, Pass 1-2**
10/10/21 at Jax Trevor Lawrence pass to Jamal Agnew NG
10/18/21 vs Buf Dawson Knox pass to Josh Allen Good

Opponents Overall Statistics: 28-63 (44.4%)

ALL-TIME SHUTOUTS

ALL-TIME DEFENSIVE SHUTOUTS

Date	Opponent	Score
9/9/61	Oakland	55-0
9/10/66	Oakland	31-0
10/16/66	New York	24-0
10/13/68	at Boston	16-0
9/21/75	at New England	7-0
9/12/76	Tampa Bay	20-0
9/18/77	NY Jets	20-0
11/6/77	Chicago	47-0
12/4/80	Pittsburgh	6-0
10/22/89	Pittsburgh	27-0
9/27/92	San Diego	27-0
9/12/93	Kansas City	30-0
1/2/94	NY Jets	24-0
12/17/00	at Cleveland	24-0
12/25/00	Dallas	31-0
12/16/18	at NY Giants	17-0

ALL-TIME OPPONENT SHUTOUTS

Date	Opponent	Score
12/4/60	at Dallas	0-24
12/1/63	at San Diego	0-27
10/12/69	at Kansas City	0-24
11/2/69	at Boston	0-24
11/1/70	at St. Louis	0-44
9/19/71	at Cleveland	0-31
10/9/72	Oakland	0-34
11/5/72	at Cleveland	0-20
11/25/73	New England	0-32
11/24/74	Dallas	0-10
12/11/76	Pittsburgh	0-21
9/22/85	at Pittsburgh	0-20
11/10/85	at Buffalo	0-20
12/7/86	at San Diego	0-27
11/26/89	at Kansas City	0-34
11/7/99	at Miami	0-17
12/28/08	at Indianapolis	0-23
10/18/09	at New England	0-59
11/28/10	at Houston	0-20
10/14/18	Baltimore	0-21
10/13/19	at Denver	0-16

GAME-WINNING FIELD GOALS

The franchise has totaled 51 game-winning field goals since 1960, including three playoff game winners. **Rob Bironas** leads the franchise with 11 game-winning field goals, followed by the 10 by former Oiler/Titan **Al Del Greco** (1991-00). Bironas' 60-yard field goal vs. Indianapolis (12/3/06) ranks as the longest game-winning field goal in franchise history. A game-winning field goal is defined as one that was the final score of the game and gave the kicker's team the lead at any time in the fourth quarter or overtime.

Date	Opp.	Kicker	Length	Final Score	Date	Opp.	Kicker	Length	Final Score
10/24/65	Kansas City	Spikes	15	38-36	10/15/06	at Washington	Bironas	30	25-22
10/31/65	at Buffalo	Blanda	8	19-17	11/26/06	N.Y. Giants	Bironas	49	24-21
10/26/69	Denver	Gerela	22	24-21	12/3/06	Indianapolis	Bironas	60	20-17
12/1/74	at Pittsburgh	Butler	34	13-10	12/24/06	at Buffalo	Bironas	30	30-29
9/17/78	San Francisco	Fritsch	19	20-19	10/21/07	at Houston	Bironas	29	38-36
10/1/78	at Cleveland	Fritsch	19	16-13	11/2/08	Green Bay	Bironas	41	19-16*
9/23/79	at Cincinnati	Fritsch	29	30-27*	11/23/09	at Houston	Bironas	53	20-17
10/28/79	N.Y. Jets	Fritsch	35	27-24*	12/20/09	Miami	Bironas	46	27-24*
9/28/80	at Cincinnati	Fritsch	29	13-10	9/23/12	Detroit	Bironas	26	44-41*
12/2/84	Pittsburgh	Cooper	30	23-20*	10/11/12	Pittsburgh	Bironas	40	26-23
11/3/85	Kansas City	Zendejas	38	23-20	12/18/16	at Kansas City	Succop	53	19-17
11/24/85	San Diego	Zendejas	51	37-35	10/22/17	at Cleveland	Succop	47	12-9*
1/3/88	Seattle	Zendejas	42	23-20*	9/16/18	Houston	Succop	31	20-17
9/4/88	at Indianapolis	Zendejas	35	17-14*	9/23/18	at Jacksonville	Succop	28	9-6
11/13/89	Cincinnati	Zendejas	28	26-24	9/14/20	at Denver	Gostkowski	25	16-14
11/10/91	Dallas	Del Greco	23	26-23*	9/20/20	Jacksonville	Gostkowski	49	33-30
9/20/92	Kansas City	Del Greco	39	23-20*	9/27/20	at Minnesota	Gostkowski	55	31-30
12/12/93	Cleveland	Del Greco	25	19-17	1/3/21	at Houston	Sloman	37	41-38
10/6/96	at Cincinnati	Del Greco	49	30-27*	9/19/21	at Seattle	Bullock	36	33-30*
8/31/97	Oakland	Del Greco	33	24-21*					
12/13/98	at Jacksonville	Del Greco	41	16-13					
9/12/99	Cincinnati	Del Greco	33	36-35					
9/10/00	Kansas City	Del Greco	36	17-14*					
11/5/00	Pittsburgh	Del Greco	29	9-7					
12/3/00	at Philadelphia	Del Greco	50	15-13					
10/14/01	Tampa Bay	Nedney	49	31-28*					
10/21/01	at Detroit	Nedney	46	27-24					
12/22/01	at Oakland	Nedney	21	13-10					
12/01/02	at N.Y. Giants	Nedney	38	32-29*					
1/11/03	Pittsburgh	Nedney	26	34-31*					
1/3/04	at Baltimore	Anderson	46	20-17					
12/11/05	Houston	Bironas	21	13-10					

*Overtime games
Playoff games in **bold**

ALL-TIME RETURN TOUCHDOWNS

INTERCEPTION RETURN TOUCHDOWNS

Yards	Player	Date	Opp	Result	Yards	Player	Date	Opp	Result
99	Cortland Finnegan	9/21/2008	Hou	W, 31-12	51	Ken Houston	10/5/1969	Buf	W, 28-14
98	Darryll Lewis	10/22/1995	@ Chi	L, 32-35	51	Miller Farr	10/15/1967	@ NYJ	T, 28-28
97	Jordan Babineaux	10/2/2011	@ Cle	W, 31-13	51	Zeke Moore	10/20/1969	@ NYJ	L, 17-26
95	Willie Alexander	9/25/1977	@ GB	W, 16-10	49	Eddie Robinson	11/12/1995	Cin	L, 25-32
95	Pete Jaquess	9/19/1964	Oak	W, 42-28	49	Colin McCarthy	11/11/2012	@ Mia	W, 37-3
90	Mark Johnston	10/27/1963	KC	W, 28-7	48	Ken Houston	10/31/1971	Cin	W, 10-6
87	Perry Phenix	11/12/2000	Bal	L, 23-24	47	Darryll Lewis	9/19/1993	@ SD	L, 17-18
83	Michael Griffin	12/21/2008	Pit	W, 31-14	47	Darryll Lewis	11/2/1997	Jax	L, 24-30
83	Adam Jones	12/17/2006	Jax	W, 24-17	45	Benny Nelson	9/19/1964	Oak	W, 42-28
81	Samari Rolle	10/30/2000	@ Was	W, 27-21	45	Vincent Fuller	12/13/2009	STL	W, 47-7
79	Zach Brown	12/30/2012	Jax	W, 38-20	44	Steve Brown	9/4/1988	@ Ind	W, 17-14
76	Vincent Fuller	10/7/2007	Atl	W, 20-13	43	Ken Houston	10/15/1967	@ NYJ	T, 28-28
75	Vernon Perry	1/6/1980	@ Pit *	L, 13-27	42	Donald Mitchell	10/17/1999	@ NO	W, 24-21
73	Eugene Seale	10/4/1987	@ Den	W, 40-10	41	Cortland Finnegan	10/24/2010	Phi	W, 37-19
66	Ken Houston	9/14/1968	@ Mia	W, 24-10	40	Will Witherspoon	12/9/2012	@ Ind	L, 23-27
62	Blaine Bishop	11/5/1995	@ Cle	W, 37-10	40	Larry Carwell	11/17/1968	Den	W, 38-17
62	Miller Farr	11/26/1967	NE	W, 27-6	40	Miller Farr	12/7/1968	Buf	W, 35-6
61	Chris Hope	12/17/2006	Jax	W, 24-17	39	Denard Walker	10/26/1997	@ Ari	W, 41-14
61	Vincent Fuller	9/24/2007	@ NO	W, 31-14	39	Cortland Finnegan	11/8/2009	@ SF	W, 34-27
60	Rocky Boiman	9/28/2003	@ Pit	W, 30-13	39	Miller Farr	10/1/1967	Den	W, 10-6
58	Bubba McDowell	1/3/1993	@ Buf *	L, 38-41	38	Malcolm Butler	9/8/2019	@ Cle	W, 43-13
56	Malcolm Butler	12/22/2018	Was	W, 25-16	38	Bo Orlando	12/19/1993	@ Pit	W, 26-17
52	Lamar Lathon	9/8/1991	@ Cin	W, 30-7	37	Lamont Thompson	9/11/2004	@ Mia	W, 17-7
52	Miller Farr	12/7/1968	Buf	W, 35-6	36	Cris Dishman	12/4/1994	Ari	L, 12-30
52	Reynaldo Hill	10/30/2005	Oak	L, 25-34	36	Darryll Lewis	9/29/1996	@ Pit	L, 16-30
51	Andre Dyson	10/12/2003	Hou	W, 38-17	36	Domingo Bryant	12/18/1988	@ Cle	L, 23-28
					35	Ken Houston	12/19/1971	SD	W, 49-33
					34	J.C. Wilson	9/30/1979	Cle	W, 31-10

ALL-TIME RETURN TOUCHDOWNS

Yards	Player	Date	Opp	Result
33	Darryll Lewis	10/20/1991	@ Mia	W, 17-13
32	Peter Sirmon	12/22/2002	@ Jax	W, 28-10
31	Roderick Hood	11/15/2009	Buf	W, 41-17
31	Gene Babb	11/11/1962	@ Oak	W, 28-20
30	Zach Brown	12/30/2012	Jax	W, 38-20
30	Richard Johnson	10/14/1990	Cin	W, 48-17
30	Ken Houston	12/23/1967	@ Mia	W, 41-10
29	Ken Houston	12/19/1971	SD	W, 49-33
28	Don Floyd	12/2/1962	Den	W, 34-17
27	Lonnie Marts	11/1/1998	@ Pit	W, 41-31
26	Coty Sensabaugh	9/13/2015	@ TB	W, 42-14
26	Vincent Fuller	11/15/2009	Buf	W, 41-17
26	Bubba McDowell	12/7/1992	Chi	W, 24-7
25	Bob Atkins	12/19/1971	SD	W, 49-33
24	Randall Godfrey	10/22/2000	@ Bal	W, 14-6
24	Rich Coady	12/16/2002	NE	W, 24-7
23	Jim Norton	10/22/1967	@ KC	W, 24-19
23	Marqueston Huff	12/7/2014	NYG	L, 7-36
23	Alterraun Verner	9/15/2013	@ Hou	L, 24-30
22	Ken Houston	12/15/1968	NE	W, 45-17
22	Zeke Moore	11/3/1974	@ NYJ	W, 27-22
22	Steve Jackson	10/17/1993	@ NE	W, 28-14
22	Jayon Brown	12/30/2018	Ind	L, 17-33
21	Brad Kassell	9/18/2005	Bal	W, 25-10
20	Chuck Cecil	10/8/1995	@ Min	L, 17-23
17	Ken Houston	12/12/1971	@ Buf	W, 20-14
17	Johnny Baker	9/27/1964	@ Den	W, 38-17
16	Andre Dyson	9/22/2002	Cle	L, 28-31
15	Fred Glick	9/14/1963	Den	W, 20-14
15	Dave Ball	11/27/2008	@ Det	W, 47-10
11	Andre Dyson	11/9/2003	Mia	W, 31-7
9	Logan Ryan	1/4/20	@ NE*	W, 20-14
8	Keith Bulluck	12/25/2000	Dal	W, 31-0
1	Joe Bowden	11/8/1998	@ TB	W, 31-22

* Postseason

FUMBLE RETURN TOUCHDOWNS

Yards	Player	Date	Opp	Result
96	C.L. Whittington	10/3/1976	@ NO	W, 31-26
93	Robert Lyles	10/19/1986	@ Cin	L, 28-31
92	Cortland Finnegan	12/17/2006	Jax	W, 24-17
83	Denard Walker	1/2/2000	@ Pit	W, 47-36
80	Marcus Robertson	9/5/1993	@ NO	L, 21-33
77	Jason McCourty	10/13/2013	@ Sea	L, 13-20
72	Alterraun Verner	9/23/2012	Det	W, 44-41
72	Terry Kinard	12/9/1990	Cle	W, 58-14
70	Al Smith	12/8/1991	Pit	W, 31-6
68	Ken Houston	9/26/1971	KC	L, 16-20
66	Zeke Moore	11/13/1977	@ Oak	L, 29-34
63	Desmond King II	11/8/2020	Chi	W, 24-17
62	Jason McCourty	11/30/2014	@ Hou	L, 21-45
61	Keith Bulluck	11/3/2002	@ Ind	W, 23-15
61	Samari Rolle	12/21/2003	@ Hou	W, 27-24
58	Cris Dishman	9/12/1993	KC	W, 30-0
55	Robert Lyles	12/6/1987	SD	W, 33-18
53	Rashaan Evans	11/10/2019	KC	W, 35-32
48	Willie Germany	9/21/1975	@ NE	W, 7-0
46	Jayon Brown	12/8/2019	@ Oak	W, 42-21
43	John Corker	12/14/1980	@ GB	W, 22-3
42	Marcus Robertson	11/27/1997	@ Dal	W, 27-14
41	Johnny Peacock	12/20/1970	@ Dal	L, 10-52
40	Tony Brown	10/29/2006	Hou	W, 28-22
39	Keith Bulluck	1/2/2005	Det	W, 24-19
38	Curley Culp	9/28/1975	SD	W, 33-17
38	Elvin Bethea	10/27/1974	@ Cin	W, 34-21
38	Tom Domres	11/16/1969	@ Den	T, 20-20
34	Gregg Bingham	11/6/1977	Chi	W, 47-0
32	Keith Bulluck	10/19/2003	@ Car	W, 37-17
30	Kevin Byard	10/10/2021	@ Jax	W, 37-19

Yards	Player	Date	Opp	Result
30	Henry Ford	12/25/2000	Dal	W, 31-0
27	Marcus Robertson	11/23/1997	Buf	W, 31-14
27	Antwan Odom	11/20/2005	Jax	L, 28-31
27	Johnny Peacock	12/6/1969	NYJ	L, 26-34
25	Antwan Odom	9/25/2005	@ STL	L, 27-31
25	Keith Bostic	11/25/1984	@ Cle	L, 10-27
20	Jesse Baker	10/14/1979	@ Bal	W, 28-16
19	Garland Boyette	11/28/1971	Cle	L, 24-37
19	Cris Dishman	10/6/1991	Den	W, 42-14
19	Mike Dumas	9/1/1991	Oak	W, 47-17
16	Keith Bulluck	11/19/2006	@ Phi	W, 31-13
15	Johnny Meads	9/6/1992	Pit	L, 24-29
14	Jevon Kearse	1/2/2000	@ Pit	W, 47-36
14	Bobby Myers	9/9/2001	Mia	L, 23-31
12	Doug Cline	11/12/1961	NE	W, 27-15
12	Joe Bowden	10/18/1998	Cin	W, 44-14
10	William Fuller	11/26/1992	@ Det	W, 24-21
8#	Mike Munchak	9/14/1986	Cle	L, 20-23
8	Ray Childress	11/1/1992	@ Pit	L, 20-21
7	Doug Cline	9/10/1966	Oak	W, 31-0
5	Greg Stemmick	10/9/1977	Pit	W, 27-10
4	Wesley Woodyard	12/24/2017	LAR	L, 23-27
3#	MyCole Pruitt	12/6/2020	Cle	L, 35-41
3	Wesley Woodyard	12/6/2015	Jax	W, 42-39
0	DaQuan Jones	1/1/2017	Hou	W, 24-17
0	Karl Klug	9/29/2013	NYJ	W, 38-13
0#	Erron Kinney	12/28/2003	TB	W, 33-13
0	Michael Roan	11/15/1998	Pit	W, 23-14
0	Ray Childress	12/5/1993	Atl	W, 33-17
0	Jeff Donaldson	9/21/1986	@ KC	L, 13-27
0	Mike Reinfeldt	9/19/1982	Sea	W, 23-21
0	Doug Cline	11/26/1961	Den	W, 45-14

Own fumble recovery (all others opponent fumble recoveries)

PUNT RETURN TOUCHDOWNS

Yards	Player	Date	Opp	Result
90	Adam Jones	11/19/2006	@ Phi	W, 31-13
87	Billy Johnson	10/16/1977	Cle	L, 23-24
87	Marc Mariani	11/21/2010	Was	L, 16-19
83	Billy Johnson	11/16/1975	Mia	W, 20-19
82	Bobby Jancik	12/20/1964	Den	W, 34-15
81	Adam Jones	12/31/2006	NE	L, 23-40
81	Darius Reynaud	12/30/2012	Jax	W, 38-20
79	Marc Mariani	11/13/2011	@ Car	W, 30-3
78	Ernest Givins	12/11/1994	Sea	L, 14-16
72	Billy Johnson	12/11/1977	@ Cle	W, 19-15
69	Darius Reynaud	12/30/2012	Jax	W, 38-20
69	Ronnie Coleman	10/24/1976	Cin	L, 7-27
69	Derrick Mason	10/30/2000	@ Was	W, 27-21
65	Tommie Campbell	9/23/2012	Det	W, 44-41
65	Derrick Mason	11/28/1999	@ Cle	W, 33-21
63	Billy Johnson	10/5/1975	Cin	L, 19-21
58	Justin McCareins	11/23/2003	@ Atl	W, 38-31
53	Adam Jones	10/29/2006	Hou	W, 28-22
52	Billy Johnson	10/26/1975	Det	W, 24-8
52	Adam Jones	12/11/2005	Hou	W, 13-10
23	Don Floyd	12/13/1964	NYJ	W, 33-17

KICKOFF RETURN TOUCHDOWNS

Yards	Player	Date	Opp	Result
105	Darius Reynaud	9/23/2012	Det	W, 44-41
104	Ken Hall	10/23/1960	@ NYJ	W, 42-28
103	Bob Gresham	9/23/1973	@ Cin	L, 10-24
101	Derrick Mason	11/18/2001	@ Cin	W, 20-7
98	Marc Mariani	10/3/2010	Den	L, 20-26
97	Carl Roaches	9/18/1983	Pit	L, 28-40
96	Carl Roaches	10/4/1981	Cin	W, 17-10

ALL-TIME RETURN TOUCHDOWNS

Yards	Player	Date	Opp	Result
95	Willie Tullis	9/6/1981	@ LAR	W, 27-20
94	Darius Jennings	9/9/2018	@ Mia	L, 20-27
93	Steve Brown	12/11/1983	Cle	W, 34-27
93	Ode Burrell	11/29/1964	NE	L, 17-34
92	Zeke Moore	10/22/1967	@ KC	W, 24-19
90	Lorenzo White	12/4/1988	Pit	L, 34-37
88	Billy Cannon	12/18/1960	NE	W, 37-21
84	Tommie Campbell	11/27/2011	TB	W, 23-17
81	Billy Johnson	10/12/1975	@ Cle	W, 40-10
80	Derrick Mason	1/23/2000	@ Jax *	W, 33-14
75	Billy Johnson	11/6/1977	Chi	W, 47-0
75	Kevin Dyson	1/8/2000	Buf *	W, 22-16
42	A.J. Brown	11/29/2020	@ Ind	W, 45-26

* Postseason

BLOCKED PUNTS RETURNED FOR TOUCHDOWNS

Yards	Player	Date	Opp	Result
26	Donald Mitchell	10/7/2001	@ Bal	L, 7-26
20	Mike Akiu	10/27/1985	@ STL	W, 20-10
14	Larry Eaglin	10/7/1973	LAR	L, 26-31
10	Cris Dishman	10/2/1988	@ Phi	L, 23-32
7	Cris Dishman	9/24/1989	Buf	L, 41-47
0	Norm Evans	11/28/1965	@ KC	L, 21-52
0	Larry Onesti	12/18/1965	@ NE	L, 14-42
0	Ward Walsh	10/15/1972	@ Pit	L, 7-24
0	Eugene Seale	11/13/1989	Cin	W, 26-24
0	Bubba McDowell	10/6/1991	Den	W, 42-14
0	Keith Bulluck	9/14/2008	@ Cin	W, 24-7
0	Patrick Bailey	10/30/2011	Ind	W, 27-10

BLOCKED/MISSED FIELD GOALS RETURNED FOR TOUCHDOWNS

Yards	Player	Date	Opp	Result
71	Ken Houston	10/15/1967	@ NYJ	T, 28-28
69	Donald Mitchell	10/21/2001	@ Det	W, 27-24
63	Tye Smith	12/1/2019	@ Ind	W, 31-17
62	Mark Johnston	11/26/1961	Den	W, 45-14
58	Tony Banfield	12/9/1962	Oak	W, 32-17

TOP PERFORMANCES: 100-YARD RUSHING GAMES

Yards	Player	Date	Opp	Att	Avg	TD	Yards	Player	Date	Opp	Att	Avg	TD
250	Derrick Henry	01/03/21	Hou	34	7.4	2	168	Chris Johnson	10/19/08	KC	18	9.3	1
238	Derrick Henry	12/06/18	Jac	17	14.0	4	167	Eddie George	10/16/00	Jac	29	5.8	1
228	Chris Johnson	11/01/09	Jac	24	9.5	2	166	Gary Brown	11/14/93	Cin	26	6.4	1
216	Billy Cannon	12/10/61	NYT	25	8.6	3	166	Earl Campbell	09/02/79	Was	32	5.2	2
216	Eddie George	08/31/97	Oak	35	6.2	1	160	Hoyle Granger	12/23/67	Mia	21	7.6	1
215	Derrick Henry	12/13/20	Jax	26	8.3	2	159	Derrick Henry	11/24/19	Jax	19	8.5	2
212	Derrick Henry	10/18/20	Hou	22	9.6	2	158	Earl Campbell	09/23/79	Cin	34	4.6	1
211	Derrick Henry	12/29/19	Hou	32	6.6	3	157	Earl Campbell	11/02/80	Den	36	4.4	2
206	Earl Campbell	11/16/80	Chi	31	6.6	0	157	Derrick Henry	10/03/21	NYJ	33	4.8	1
203	Earl Campbell	10/19/80	TB	33	6.2	0	156	Lorenzo White	11/21/94	NYG	27	5.8	0
203	Earl Campbell	12/21/80	Min	29	7.0	1	155	Eddie George	10/17/99	NO	28	5.5	0
202	Earl Campbell	10/26/80	Cin	27	7.5	2	154	Chris Johnson	11/29/09	Ari	18	8.6	1
199	Earl Campbell	11/20/78	Mia	28	7.1	4	153	Eddie George	11/01/98	Pit	34	4.5	1
199	Eddie George	12/09/99	Oak	28	7.1	2	153	Chris Johnson	12/04/11	Buf	23	6.7	2
197	Chris Johnson	09/20/09	Hou	16	12.3	2	152	Chris Brown	09/19/04	Ind	26	5.8	1
195	Earl Campbell	11/22/79	Dal	33	5.9	2	152	Eddie George	10/06/96	Cin	26	5.8	1
195	Chris Johnson	10/21/12	Buf	18	10.8	2	151	Chris Johnson	11/23/09	Hou	29	5.2	0
194	Gary Brown	11/21/93	Cle	34	5.7	1	150	Chris Johnson	11/03/13	StL	23	6.5	2
190	Chris Johnson	11/27/11	TB	23	8.3	0	150	Mike Rozier	09/20/87	Buf	29	5.2	1
188	Derrick Henry	11/10/19	KC	23	8.2	2	149	Derrick Henry	12/01/19	Ind	26	5.7	1
186	Earl Campbell	10/11/81	Sea	39	4.8	2	149	Earl Campbell	10/14/79	Bal	22	6.8	3
183	Hoyle Granger	12/04/66	SD	19	9.6	0	149	Rob Carpenter	11/27/77	KC	14	10.6	0
182	Earl Campbell	10/04/81	Cin	37	4.9	1	149	LenDale White	10/19/08	KC	17	8.8	3
182	Derrick Henry	09/19/21	Sea	35	5.2	3	149	Lorenzo White	10/11/92	Cin	25	6.0	0
181	Earl Campbell	12/14/80	GB	36	5.0	2	148	Chris Brown	10/11/04	GB	27	5.5	2
181	Eddie George	10/08/00	Cin	36	5.0	1	147	Chris Brown	10/31/04	Cin	32	4.6	1
179	Sid Blanks	12/13/64	NYJ	21	8.5	3	147	Derrick Henry	12/20/20	Det	24	6.1	1
178	Earl Campbell	10/12/80	KC	38	4.7	1	145	Billy Cannon	12/17/61	Oak	21	6.9	1
178	Derrick Henry	11/29/20	Ind	27	6.6	3	144	Allen Pinkett	09/01/91	LAA	26	5.5	1
178	Travis Henry	10/15/06	Was	32	5.6	1	144	Mike Rozier	10/25/87	Atl	29	5.0	1
176	Eddie George	12/17/00	Cle	34	5.2	3	143	Joe Dawkins	11/22/70	Cle	22	6.5	2
175	Chris Brown	09/09/07	Jac	19	9.2	0	143	Eddie George	09/08/96	Jac	17	8.4	1
170	Derrick Henry	12/16/18	NYG	33	5.2	2	143	Derrick Henry	10/18/21	Buf	20	7.2	3

TOP PERFORMANCES: 100-YARD RUSHING GAMES

Yards	Player	Date	Opp	Att	Avg	TD	Yards	Player	Date	Opp	Att	Avg	TD
143	Travis Henry	11/19/06	Phi	18	7.9	1	118	Billy Cannon	11/05/61	Den	11	10.7	1
142	Earl Campbell	09/19/82	Sea	30	4.7	1	117	Chris Johnson	11/14/10	Mia	17	6.9	1
142	Earl Campbell	09/25/83	Buf	30	4.7	1	117	Chris Johnson	12/13/09	StL	28	4.2	2
142	Ronnie Coleman	09/12/76	TB	25	5.7	0	117	Larry Moriarty	11/11/84	KC	29	4.0	0
142	Hoyle Granger	11/12/67	Den	22	6.5	0	116	Eddie George	10/05/97	Sea	26	4.5	0
142	Skip Hicks	12/16/01	GB	17	8.4	1	116	Derrick Henry	09/14/20	Den	31	3.7	0
142	Chris Johnson	12/25/09	SD	21	6.8	1	116	Lorenzo White	12/09/90	Cle	18	6.4	4
142	Chris Johnson	09/12/10	Oak	27	5.3	2	116	Lorenzo White	12/07/92	Chi	21	5.5	1
142	Charley Tolar	09/23/62	SD	18	7.9	1	115	Eddie George	11/23/03	Atl	26	4.4	1
141	Woody Campbell	12/03/67	Mia	18	7.8	1	115	DeMarco Murray	09/24/17	Sea	14	8.2	1
141	Eddie George	12/01/96	NYJ	28	5.0	2	115	Lorenzo White	12/03/89	Pit	23	5.0	1
141	Mike Rozier	10/09/88	KC	27	5.2	0	114	Gary Brown	12/25/93	SF	19	6.0	0
141	Chris Johnson	09/30/12	Hou	25	5.6	0	114	Rob Carpenter	09/21/80	Bal	24	4.8	1
141	Chris Johnson	11/04/12	Chi	16	8.8	1	114	Ronnie Coleman	10/23/77	Pit	26	4.4	0
139	Hoyle Granger	12/14/69	BPA	25	5.6	0	114	DeMarco Murray	09/25/16	Oak	16	7.1	1
138	Earl Campbell	12/04/83	Mia	28	4.9	1	114	Dave Smith	10/14/62	NYT	20	5.7	1
138	Hoyle Granger	10/01/67	Den	20	6.9	0	113	Eddie George	11/28/99	Cle	26	4.3	2
138	Larry Moriarty	11/18/84	NYJ	23	6.0	1	113	Eddie George	10/13/02	Jac	31	3.6	1
137	Earl Campbell	09/03/78	Atl	15	9.1	1	113	Derrick Henry	09/26/21	Ind	28	4.0	0
137	Eddie George	10/25/98	Chi	21	6.5	0	113	Chris Johnson	12/06/09	Ind	27	4.2	0
136	Chris Johnson	12/07/08	Cle	19	7.2	1	113	LenDale White	12/09/07	SD	30	3.8	1
135	Travis Henry	12/24/06	Buf	25	5.4	0	112	Ode Burrell	11/28/65	KC	14	8.0	2
135	Chris Johnson	11/08/09	SF	25	5.4	2	112	Earl Campbell	11/18/79	Cin	19	5.9	2
134	Earl Campbell	12/16/79	Phi	16	8.4	1	112	Ronnie Coleman	09/28/75	SD	16	7.0	1
134	Eddie George	11/19/00	Cle	36	3.7	3	112	Derrick Henry	11/01/20	Cin	18	6.2	1
134	Eddie George	11/08/98	TB	27	5.0	1	112	Mike Rozier	11/15/87	Pit	29	3.9	0
134	Chris Johnson	01/03/10	Sea	36	3.7	2	112	Marcus Mariota	12/6/15	Jax	9	12.4	1
133	Derrick Henry	11/22/20	Bal	28	4.8	1	111	Hoyle Granger	12/03/67	Mia	25	4.4	1
133	LenDale White	10/28/07	Oak	25	5.3	0	111	Chris Johnson	10/18/10	Jax	26	4.3	1
132	Chris Johnson	11/15/09	Buf	26	5.1	2	111	Chris Johnson	12/09/10	Hou	22	5.0	1
131	Derrick Henry	10/16/17	Ind	19	6.9	1	110	Ronnie Coleman	10/12/75	Cle	14	7.9	0
131	Chris Johnson	10/10/10	Dal	19	6.9	2	110	Eddie George	11/27/97	Dal	34	3.2	0
131	Earl Campbell	09/16/79	KC	32	4.1	1	110	Charley Tolar	11/04/62	DLT	24	4.6	0
130	Earl Campbell	11/10/80	NE	30	4.3	2	109	Gary Brown	12/12/93	Cle	23	4.7	0
130	Earl Campbell	12/11/83	Cle	32	4.1	1	109	Earl Campbell	12/10/79	Pit	33	3.3	0
130	Earl Campbell	10/16/83	Min	29	4.5	1	109	Earl Campbell	11/30/80	Cle	27	4.0	1
130	Eddie George	12/30/01	Cle	26	5.0	2	109	Eddie George	10/13/96	Atl	23	4.7	0
130	Derrick Henry	10/10/21	Jax	29	4.5	3	109	Derrick Henry	12/03/17	Hou	11	9.9	1
130	Chris Johnson	11/13/11	Car	27	4.8	1	109	Chris Johnson	09/14/08	Cin	19	5.7	0
130	Chris Johnson	12/19/10	Hou	24	5.4	1	109	Charley Tolar	09/09/62	Buf	17	6.4	1
130	Chris Johnson	11/21/10	Was	21	6.2	0	108	Earl Campbell	12/02/79	Cle	22	4.9	1
129	Eddie George	12/14/97	Bal	26	5.0	0	108	Rodney Thomas	11/05/95	Cle	17	6.4	0
128	Chris Johnson	10/18/09	NE	17	7.5	0	107	Earl Campbell	11/11/79	Oak	32	3.3	1
127	Sid Blanks	09/19/64	Oak	6	21.2	0	107	Earl Campbell	09/10/78	KC	22	4.9	2
127	Chris Johnson	12/29/13	Hou	27	4.7	1	107	Earl Campbell	11/13/83	Det	28	3.8	0
126	Mike Rozier	12/11/88	Cin	22	5.7	3	107	Eddie George	10/18/98	Cin	25	4.3	0
126	Chris Johnson	11/11/12	Mia	23	5.5	1	107	Hoyle Granger	12/16/67	SD	27	4.0	1
125	Chris Johnson	09/26/10	NYG	32	3.9	2	107	Don Hardeman	09/28/75	SD	27	4.0	1
125	Eddie George	10/01/00	NYG	35	3.6	1	107	Travis Henry	11/12/06	Bal	27	4.0	1
125	Eddie George	10/19/97	Was	31	4.0	2	107	Roy Hopkins	10/26/69	Den	14	7.6	2
125	Chris Johnson	11/27/08	Det	16	7.8	2	107	DeMarco Murray	10/23/16	Ind	25	4.3	1
125	Lorenzo White	11/26/90	Buf	18	6.9	1	107	Dave Smith	10/30/60	Buf	12	8.9	0
124	Hoyle Granger	11/26/67	BPA	22	5.6	1	107	Charley Tolar	12/15/62	NYT	29	3.7	1
123	Earl Campbell	09/04/83	GB	27	4.6	3	106	Earl Campbell	09/15/80	Cle	18	5.9	0
123	Ronnie Coleman	09/15/74	SD	21	5.9	0	106	Eddie George	10/27/02	Cin	21	5.0	0
123	Eddie George	11/14/99	Cin	29	4.2	2	106	Eddie George	09/07/97	Mia	23	4.6	1
123	Travis Henry	10/08/06	Ind	19	6.5	0	106	Eddie George	10/12/97	Cin	30	3.5	0
123	DeMarco Murray	10/27/16	Jax	21	5.9	1	106	LenDale White	11/27/08	Det	23	4.6	2
123	DeMarco Murray	11/13/16	GB	17	7.2	1	105	Earl Campbell	10/15/78	Buf	19	5.5	0
122	Earl Campbell	09/06/81	LAN	27	4.5	0	105	Billy Cannon	11/06/60	Den	16	6.6	0
122	Earl Campbell	11/26/78	Cin	27	4.5	0	105	Charley Tolar	11/11/62	Oak	28	3.8	1
122	Eddie George	11/09/97	NYG	32	3.8	1	104	Chris Brown	12/05/04	Ind	19	5.5	0
122	Mike Rozier	11/29/87	Ind	26	4.7	0	104	Earl Campbell	10/08/78	Oak	25	4.2	0
122	Chris Johnson	12/17/12	NYJ	21	5.8	1	104	Hoyle Granger	11/09/69	Cin	15	6.9	0
121	Eddie George	10/11/98	Bal	30	4.0	0	104	Hoyle Granger	12/15/68	BPA	18	5.8	2
121	Herman Hunter	10/11/87	Cle	28	4.3	0	104	Chris Johnson	12/20/09	Mia	29	3.6	0
121	DeMarco Murray	10/09/16	Mia	27	4.5	0	104	Dave Smith	09/11/60	Oak	19	5.5	1
120	Earl Campbell	11/05/79	Mia	32	3.8	0	104	Rodney Thomas	11/26/95	Den	13	8.0	1
120	Rob Carpenter	11/13/77	Oak	19	6.3	0	104	LenDale White	10/21/07	Hou	27	3.9	1
119	Derrick Henry	9/27/20	Min	26	4.6	2	103	Derrick Henry	11/12/20	Ind	19	5.4	0
119	Fred Willis	11/12/72	Phi	21	5.7	0	103	Derrick Henry	12/08/19	Oak	18	5.7	2

TOP PERFORMANCES: 100-YARD RUSHING GAMES

Yards	Player	Date	Opp	Att	Avg	TD	Yards	Player	Date	Opp	Att	Avg	TD
103	Billy Cannon	12/15/62	NYT	9	11.4	1	100	Paul Robinson	12/16/73	Cin	20	5.0	1
103	Mike Rozier	12/27/87	Cin	20	5.2	0	100	Mike Rozier	09/04/88	Ind	25	4.0	1
103	LenDale White	12/23/07	NYJ	23	4.5	0	100	LenDale White	11/04/07	Car	31	3.2	1
102	Earl Campbell	10/29/78	Cin	18	5.7	0	100	Lorenzo White	09/06/92	Pit	13	7.7	0
102	Eddie George	12/26/99	Jac	26	3.9	0							
102	Eddie George	12/29/02	Hou	25	4.1	1							
102	Travis Henry	12/31/06	NE	21	4.9	0							
102	Larry Moriarty	12/09/84	LAN	24	4.3	1							
101	Chris Brown	09/26/04	Jac	23	4.4	1							
101	Gary Brown	09/03/95	Jac	29	3.5	0							
101	Earl Campbell	10/09/83	Den	19	5.3	1							
101	Woody Campbell	11/12/67	Den	16	6.3	1							
101	Ronnie Coleman	11/27/77	KC	15	6.7	0							
101	Eddie George	12/03/00	Phi	32	3.2	0							
101	Eddie George	12/16/02	NE	31	3.3	0							
101	Hoyle Granger	09/09/67	KC	13	7.8	1							
101	Chris Johnson	10/02/11	Cle	23	4.4	0							
101	Allen Pinkett	09/08/91	Cin	21	4.8	1							
101	Charley Tolar	09/09/61	Oak	18	5.6	1							
101	Butch Woolfolk	11/03/85	KC	14	7.2	1							
100	Chris Brown	09/11/04	Mia	16	6.3	0							
100	Gary Brown	12/19/93	Pit	20	5.0	0							
100	Eddie George	09/21/03	NO	29	3.4	1							
100	Eddie George	09/20/98	NE	23	4.3	0							
100	Derrick Henry	09/29/19	Atl	27	3.7	0							

TOP PERFORMANCES: 300-YARD PASSING GAMES

Yards	Player	Date	Opp	Att	Cmp	Pct	TD	Int	Rate	Yards	Player	Date	Opp	Att	Cmp	Pct	TD	Int	Rate
527	Warren Moon	12/16/90	KC	45	27	60.0	3	0	123.1	350	Matt Hasselbeck	12/24/11	Jac	40	24	60.0	1	2	76.0
492	Billy Volek	12/19/04	Oak	60	40	66.7	4	1	107.1	348	Archie Manning	09/04/83	GB	34	22	64.7	1	2	83.9
464	George Blanda	10/29/61	Buf	32	18	56.3	4	4	101.0	347	Ryan Tannehill	09/19/21	Sea	40	27	67.5	0	0	94.5
457	Jacky Lee	10/13/61	BPA	41	27	65.9	2	2	99.3	345	Zach Mettenberger	11/23/14	Phi	39	20	51.3	2	1	88.1
432	Warren Moon	11/10/91	Dal	56	41	73.2	0	0	95.2	345	Warren Moon	11/05/89	Det	38	30	78.9	2	1	111.1
426	Billy Volek	12/13/04	KC	43	29	67.4	4	0	130.6	344	Marcus Mariota	09/30/18	Phi	43	30	69.8	2	1	99.4
423	Warren Moon	10/13/91	NYJ	50	35	70.0	2	2	92.3	343	Steve McNair	11/27/05	SF	41	23	56.1	3	1	97.9
421	Steve McNair	10/12/03	Hou	27	18	66.7	3	0	146.8	343	Warren Moon	11/04/90	LAN	43	26	60.5	1	2	74.1
418	George Blanda	11/19/61	NYT	32	20	62.5	7	1	132.8	342	George Blanda	12/22/63	Oak	32	20	62.5	5	2	112.2
414	Warren Moon	12/23/89	Cle	51	32	62.7	2	1	93.1	342	Warren Moon	10/25/92	Cin	40	27	67.5	2	1	100.2
413	Pete Beathard	09/09/68	KC	48	23	47.9	2	3	65.7	342	Warren Moon	12/05/93	Atl	42	24	57.1	1	0	91.6
402	Ryan Fitzpatrick	12/15/13	Ari	58	36	62.1	4	2	91.3	341	Steve McNair	09/12/99	Cin	32	21	65.6	3	1	119.4
399	Warren Moon	11/17/91	Cle	44	31	70.5	3	1	111.8	340	Lynn Dickey	11/04/73	Bal	32	22	68.8	3	2	108.9
398	Steve McNair	09/29/02	Oak	46	32	69.6	2	4	74.4	339	Warren Moon	12/15/85	Cle	48	22	45.8	2	2	66.2
398	Warren Moon	10/05/86	Det	38	21	55.3	1	3	67.7	338	Pete Beathard	11/16/69	Den	41	20	48.8	1	1	75.1
397	Warren Moon	09/09/90	Atl	52	31	59.6	4	2	93.2	338	Cody Carlson	11/26/92	Det	33	24	72.7	1	2	90.2
393	George Blanda	11/01/64	Buf	68	37	54.4	1	3	58.0	338	Warren Moon	09/24/89	Buf	42	28	66.7	1	2	79.3
391	Ryan Tannehill	12/08/19	Oak	27	21	77.8	3	1	140.4	334	Steve McNair	11/25/01	Pit	37	23	62.2	2	2	87.0
389	Ryan Tannehill	12/06/20	Cle	45	29	64.4	3	1	104.8	334	Steve McNair	12/01/02	NYG	43	30	69.8	3	0	115.8
388	Ken Stabler	11/23/80	NYJ	51	33	64.7	4	4	81.2	334	Warren Moon	10/06/91	Den	31	19	61.3	2	1	106.1
387	Vince Young	11/29/09	Ari	43	27	62.8	1	0	99.7	334	Billy Volek	11/14/04	Chi	44	27	61.4	2	1	90.5
386	George Blanda	09/16/62	BPA	36	20	55.6	3	4	81.3	331	Jacky Lee	11/25/60	BPA	38	21	55.3	1	0	93.2
381	Warren Moon	10/28/90	NYJ	43	30	69.8	1	0	104.9	331	Ryan Tannehill	11/03/19	Car	39	27	69.2	1	2	82.3
378	Jake Locker	09/23/12	Det	42	29	69.0	2	0	113.0	330	Cody Carlson	12/13/92	GB	36	25	69.4	0	2	75.0
377	Gifford Nielsen	12/20/81	Pit	37	24	64.9	3	2	103.1	330	Warren Moon	12/08/85	NYG	47	26	55.3	2	2	73.9
371	Marcus Mariota	11/08/15	NO	39	28	71.8	4	0	135.7	330	Warren Moon	09/06/92	Pit	45	29	64.4	2	5	61.6
369	Warren Moon	10/14/90	Cin	33	21	63.6	5	1	128.7	329	Dan Pastorini	10/17/76	SD	39	25	64.1	3	1	105.6
369	Warren Moon	11/07/93	Sea	55	36	65.5	2	2	81.6	329	Don Trull	11/13/66	BPA	45	23	51.1	3	0	97.4
367	Marcus Mariota	09/27/15	Ind	44	27	61.4	2	2	84.2	328	George Blanda	11/06/64	BPA	44	20	45.5	2	1	76.7
366	George Blanda	11/13/60	LAC	55	31	56.4	3	4	64.7	327	Warren Moon	11/29/87	Ind	44	24	54.5	3	2	82.3
366	Ryan Tannehill	10/18/20	Hou	41	30	73.2	4	1	122.6	326	Jake Locker	10/20/13	SF	41	25	61.0	2	1	92.1
365	Warren Moon	09/09/84	Ind	43	23	53.5	0	0	82.0	324	Warren Moon	11/24/91	Pit	48	24	50.0	2	5	46.2
364	Warren Moon	12/22/85	Ind	40	22	55.0	2	2	81.7	322	Warren Moon	11/18/90	Cle	32	24	75.0	5	0	146.1
361	Warren Moon	09/13/92	Ind	39	29	74.4	2	0	119.7	321	Warren Moon	10/18/92	Den	39	23	59.0	2	1	91.9
360	Steve McNair	10/05/03	NE	45	23	51.1	0	1	68.8	321	Ryan Tannehill	09/27/20	Min	37	23	62.2	0	1	78.8
358	Matt Hasselbeck	09/18/11	Bal	42	30	71.4	1	1	95.1	320	Ryan Fitzpatrick	11/24/13	Oak	42	30	71.4	2	0	109.2
356	Warren Moon	10/21/84	SF	33	25	75.8	2	2	105.1	317	Warren Moon	10/15/89	Chi	26	16	61.5	2	2	97.8
355	Warren Moon	09/30/90	SD	46	27	58.7	2	1	88.6	315	Warren Moon	09/08/91	Cin	37	22	59.5	1	1	84.9
355	Neil O'Donnell	10/03/99	SF	40	20	50.0	2	1	87.0	315	Jerry Rhome	12/13/70	Cin	54	27	50.0	2	2	65.0
354	Dan Pastorini	10/20/74	StL	40	26	65.0	1	0	101.5	314	Pete Beathard	10/20/69	NYJ	47	23	48.9	1	3	51.2
352	Chris Chandler	09/24/95	Cin	26	23	88.5	4	0	158.3	313	Marcus Mariota	11/06/16	SD	43	27	62.8	3	2	88.6
351	George Blanda	12/03/61	SD	33	20	60.6	4	1	123.9	312	George Blanda	10/25/64	SD	37	22	59.5	1	2	73.3
350	George Blanda	12/17/61	Oak	31	18	58.1	4	2	110.2	312	Ryan Tannehill	10/20/19	LAC	29	23	79.3	2	1	120.1

TOP PERFORMANCES: 300-YARD PASSING GAMES

Yards	Player	Date	Opp	Att	Cmp	Pct	TD	Int	Rate	Yards	Player	Date	Opp	Att	Cmp	Pct	TD	Int	Rate
311	Matt Hasselbeck	09/25/11	Den	36	27	75.0	2	0	119.1	303	Marcus Mariota	11/26/18	Hou	23	22	95.7	2	0	147.7
310	Steve McNair	12/18/05	Sea	38	23	60.5	2	0	104.1	303	Warren Moon	12/02/84	Pit	45	27	60.0	1	3	59.8
310	Warren Moon	11/09/86	Cin	44	25	56.8	1	0	86.4	302	Steve McNair	12/09/01	Min	33	25	75.8	2	0	123.5
310	Warren Moon	09/26/93	LAN	42	19	45.2	1	2	58.6	300	George Blanda	10/02/66	Den	37	15	40.5	5	2	86.7
310	Warren Moon	09/13/87	LAN	43	21	48.8	2	2	68.9	300	Archie Manning	09/18/83	Pit	35	16	45.7	1	4	45.8
310	Neil O'Donnell	09/19/99	Cle	40	31	77.5	1	0	107.3	300	Warren Moon	11/26/90	Buf	22	16	72.7	2	0	145.1
309	Jake Locker	12/02/12	Hou	45	21	46.7	1	3	49.2	300	Kerry Collins	01/02/11	Ind	39	28	71.8	2	0	111.1
308	George Blanda	09/22/63	NYJ	37	25	67.6	1	2	79.6										
308	George Blanda	11/07/65	Oak	60	27	45.0	2	3	51.3										
308	Steve McNair	12/08/96	Jac	37	24	64.9	1	1	88.6										
308	Warren Moon	09/23/90	Ind	39	29	74.4	3	1	111.9										
306	Marcus Mariota	11/16/17	Pit	33	22	66.7	1	4	66.8										
306	Marcus Mariota	10/16/17	Ind	32	23	71.9	1	1	99.2										
306	Warren Moon	12/16/84	Cle	31	19	61.3	0	0	94.3										
305	Vince Young	11/19/07	Den	41	26	63.4	1	2	73.7										
304	George Blanda	10/24/65	KC	33	19	57.6	5	0	128.0										
304	Marcus Mariota	09/19/19	Jax	40	23	57.5	0	0	81.7										
304	Warren Moon	10/26/86	LAA	46	18	39.1	0	4	26.0										
303	George Blanda	09/25/66	Buf	54	23	42.6	2	5	34.7										

TOP PERFORMANCES: 100-YARD RECEIVING GAMES

Yards	Player	Date	Opp	Rec	Avg	TD	Yards	Player	Date	Opp	Rec	Avg	TD
272	Charlie Hennigan	10/13/61	BPA	13	20.9	1	148	Drew Hill	10/30/88	Was	9	16.4	3
245	Haywood Jeffires	12/16/90	KC	9	27.2	1	147	Justin Gage	11/16/08	Jac	4	36.8	2
233	Drew Bennett	12/13/04	KC	12	19.4	3	147	Chris Sanders	11/26/95	Den	5	29.4	2
232	Charlie Hennigan	10/29/61	Buf	9	25.8	2	147	Tim Smith	09/25/83	Buf	11	13.4	0
225	Kenny Britt	10/24/10	Phi	7	32.1	3	145	Ken Burrough	11/03/74	NYJ	7	20.7	0
214	Charlie Hennigan	12/03/61	SD	10	21.4	3	145	Charlie Hennigan	09/09/62	Buf	10	14.5	2
210	Drew Hill	12/22/85	Ind	9	23.3	2	145	Charlie Hennigan	10/25/64	SD	8	18.1	2
202	Charlie Hennigan	09/16/62	BPA	8	25.3	2	144	Drew Hill	11/17/91	Cle	11	13.1	2
197	Tim Smith	09/04/83	GB	8	24.6	1	143	Kenny Britt	12/09/12	Ind	8	17.9	0
188	Charlie Hennigan	09/27/64	Den	11	17.1	0	143	Charley Frazier	11/06/64	BPA	9	15.9	1
186	Charlie Hennigan	09/22/63	NYJ	9	20.7	1	143	Charlie Joiner	12/13/70	Cin	6	23.8	2
186	Haywood Jeffires	10/13/91	NYJ	13	14.3	0	143	Yancey Thigpen	10/03/99	SF	6	23.8	1
186	Derrick Mason	01/06/02	Cin	9	20.7	2	142	Delanie Walker	09/14/14	Dal	10	14.2	1
185	Drew Hill	11/09/86	Cin	10	18.5	0	141	Drew Hill	12/23/89	Cle	10	14.1	2
182	Corey Davis	12/06/20	Cle	11	16.5	1	140	Bill Groman	10/16/60	DLT	10	14.0	1
182	Charley Frazier	09/19/65	BPA	6	30.3	2	139	Dave Casper (TE)	12/20/81	Pit	6	23.2	3
182	Bill Groman	11/20/60	Den	3	60.7	2	139	Willard Dewveall (TE)	11/25/62	SD	3	46.3	2
181	Charlie Hennigan	11/29/64	BPA	12	15.1	0	139	Drew Hill	11/13/88	Sea	8	17.4	1
180	Ken Burrough	11/06/77	Chi	6	30.0	2	139	Haywood Jeffires	11/28/93	Pit	7	19.9	1
179	Mike Montgomery	10/20/74	StL	9	19.9	1	138	Charlie Hennigan	10/17/64	NYJ	8	17.3	1
177	Ken Burrough	11/02/75	KC	7	25.3	2	138	Drew Hill	10/26/86	LAA	7	19.7	0
177	Derrick Mason	10/12/03	Hou	6	29.5	3	138	Billy Johnson	12/18/77	Cin	6	23.0	1
171	Bill Groman	11/25/60	BPA	9	19.0	1	137	Willard Dewveall (TE)	12/22/63	Oak	7	19.6	2
169	Jared Cook (TE)	12/24/11	Jac	8	21.1	1	137	Derrick Mason	12/14/03	Buf	9	15.2	0
167	Tim Smith	12/16/84	Cle	7	23.9	0	136	Kenny Britt	09/11/11	Jax	5	27.2	2
162	Kevin Dyson	09/12/99	Cin	9	18.0	2	136	Ken Burrough	10/17/76	SD	5	27.2	2
161	Corey Davis	09/30/18	Phi	9	17.9	1	135	A.J. Brown	11/24/19	Jax	4	33.8	1
160	Drew Bennett	12/19/04	Oak	13	12.3	2	135	Kenny Britt	09/18/11	Bal	9	15.0	1
160	Charlie Hennigan	11/01/64	Buf	12	13.3	0	135	Webster Slaughter	11/07/93	Sea	9	15.0	1
159	Tim Smith	09/16/84	SD	5	31.8	1	134	Bill Groman	11/05/61	Den	3	44.7	2
158	Charley Frazier	11/13/66	BPA	6	26.3	2	134	Drew Hill	11/29/87	Ind	7	19.1	2
156	Ernest Givins	11/16/86	Pit	8	19.5	1	133	A.J. Brown	10/24/21	KC	8	16.6	1
155	Delanie Walker	11/23/14	Phi	5	31.0	0	133	Curtis Duncan	10/18/92	Den	5	26.6	0
155	Ernest Givins	10/05/86	Det	5	31.0	0	133	Charlie Hennigan	09/14/63	Den	4	33.3	0
155	Bill Groman	11/06/60	Den	7	22.1	2	133	Derrick Mason	12/01/03	NYJ	11	12.1	1
154	Charley Frazier	10/02/66	Den	5	30.8	3	132	Drew Hill	10/27/85	StL	6	22.0	1
153	A.J. Brown	10/25/20	Pit	6	25.5	1	132	Alvin Reed (TE)	10/27/68	Buf	4	33.0	2
153	A.J. Brown	12/08/19	Oak	5	30.6	2	132	Kendall Wright	11/30/14	Hou	7	18.9	1
152	Bill Groman	11/19/61	NYT	5	30.4	3	131	Sid Blanks (RB)	09/12/64	SD	13	10.1	0
151	A.J. Brown	01/03/21	Hou	10	15.1	1	131	Nate Washington	09/22/13	SD	8	16.4	0
151	Ernest Givins	10/06/91	Den	5	30.2	0	130	Curtis Duncan	11/18/90	Cle	7	18.6	1
150	Dave Casper (TE)	11/30/80	Cle	7	21.4	1	130	Charlie Hennigan	10/17/65	Den	7	18.6	0
150	Bill Groman	12/18/60	BPA	7	21.4	0	130	Butch Woolfolk (RB)	12/01/85	Cin	9	14.4	1
150	Jerry LeVias	11/16/69	Den	7	21.4	1	130	Nate Washington	12/11/11	NO	6	21.7	1
150	Tim Smith	12/11/83	Cle	7	21.4	2	129	Ken Burrough	12/21/75	Cle	5	25.8	1
150	Kendall Wright	12/15/13	Ari	12	12.5	0	129	Mac Haik	12/07/68	Buf	6	21.5	1
148	Drew Bennett	11/14/04	Chi	6	24.7	1	129	Drew Hill	12/01/85	Cin	7	18.4	0

TOP PERFORMANCES: 100-YARD RECEIVING GAMES

Yards	Player	Date	Opp	Rec	Avg	TD	Yards	Player	Date	Opp	Rec	Avg	TD
129	Drew Hill	10/27/91	Cin	6	21.5	1	113	Anthony Firkser (TE)	10/18/20	Hou	8	14.1	1
128	Kenny Britt	12/19/10	Hou	6	21.3	0	113	Dorial Green-Beckham	12/20/15	NE	6	18.8	0
128	Kenny Britt	11/29/09	Ari	7	18.3	1	113	Charlie Hennigan	09/09/61	Oak	4	28.3	1
128	Corey Davis	11/01/20	Cin	8	16.0	1	113	Charlie Hennigan	11/25/60	BPA	7	16.1	0
128	Charley Frazier	09/25/66	Buf	6	21.3	1	113	Drew Hill	11/24/88	Dal	9	12.6	1
128	Ernest Givins	10/08/89	NE	5	25.6	0	112	A.J. Brown	12/13/20	Jax	7	16.0	1
128	Drew Hill	10/15/89	Chi	5	25.6	1	112	Ken Burrough	12/14/75	Oak	4	28.0	2
128	Mike Holston	12/20/81	Pit	5	25.6	0	112	Pat Coleman	09/25/94	Cin	4	28.0	0
128	Julio Jones	09/19/21	Sea	6	21.3	0	112	Kevin Dyson	11/25/01	Pit	4	28.0	1
127	Billy Parks	11/04/73	Bal	5	25.4	1	112	John White (TE)	09/24/61	SD	6	18.7	1
127	Chris Sanders	12/08/96	Jac	7	18.1	0	112	Nate Washington	09/23/12	Det	3	37.3	1
126	Ernest Givins	11/22/87	Cle	3	42.0	1	111	Ken Burrough	10/26/75	Det	3	37.0	1
125	Corey Davis	11/11/18	NE	7	17.9	1	111	Charlie Hennigan	11/22/64	KC	8	13.9	2
125	Tim Smith	12/15/85	Cle	7	17.9	1	110	Corey Davis	12/20/20	Det	4	27.5	1
124	Drew Bennett	12/05/04	Ind	3	41.3	3	110	Kevin Dyson	12/02/01	Cle	6	18.3	0
124	A.J. Brown	12/29/19	Hou	4	31.0	1	110	Charlie Hennigan	11/13/60	LAC	8	13.8	0
124	Delanie Walker	11/13/16	GB	9	13.8	1	110	Jerry LeVias	12/06/69	NYJ	9	12.2	1
124	Oliver Williams	10/18/87	NE	9	13.8	1	110	Webster Slaughter	09/18/94	Buf	4	27.5	0
124	Roydell Williams	10/21/07	Hou	5	24.8	0	109	Drew Bennett	10/03/04	SD	9	12.1	0
124	Butch Woolfolk (RB)	10/06/85	Den	8	15.5	1	109	Ken Burrough	11/11/79	Oak	3	36.3	2
123	Ken Burrough	11/18/79	Cin	6	20.5	0	109	Eddie George (RB)	11/26/00	Jac	7	15.6	0
123	Bill Groman	10/22/61	DLT	4	30.8	2	109	Ernest Givins	09/09/90	Atl	4	27.3	2
123	Charlie Hennigan	12/17/61	Oak	5	24.6	0	109	Bill Groman	10/13/61	BPA	5	21.8	1
123	Charlie Hennigan	11/19/61	NYT	8	15.4	1	109	Charlie Hennigan	09/24/61	SD	6	18.2	0
123	Charlie Hennigan	09/28/63	Buf	8	15.4	3	109	Charlie Hennigan	10/08/61	Buf	4	27.3	0
123	Drew Hill	09/23/90	Ind	10	12.3	0	109	Drew Hill	12/20/87	Pit	4	27.3	2
123	Webster Slaughter	12/24/94	NYJ	8	15.4	0	109	Drew Hill	12/27/87	Cin	6	18.2	0
122	Ken Burrough	12/19/71	SD	4	30.5	1	109	Justin Hunter	11/24/13	Oak	6	18.2	1
122	Billy Cannon (RB)	11/19/61	NYT	7	17.4	3	109	Derrick Mason	09/08/02	Phi	7	15.6	0
122	Charlie Hennigan	12/08/63	BPA	9	13.6	2	109	Delanie Walker	11/19/15	Jac	8	13.6	0
122	Haywood Jeffires	11/24/91	Pit	8	15.3	1	108	Willard Dewveall (TE)	12/17/61	Oak	3	36.0	2
122	Jerry LeVias	10/26/69	Den	4	30.5	1	108	Ernest Givins	09/11/88	LAA	9	12.0	1
122	Derrick Mason	12/02/01	Cle	3	40.7	2	108	Ernest Givins	12/14/86	Min	6	18.0	1
122	Rishard Matthews	11/20/16	Ind	9	13.6	0	108	Ronnie Harmon (RB)	11/10/96	NO	7	15.4	1
122	Alvin Reed (TE)	09/29/68	Oak	8	15.3	0	108	Charlie Hennigan	10/22/61	DLT	4	27.0	1
121	Derrick Mason	12/19/04	Oak	9	13.4	1	108	Webster Slaughter	12/05/93	Atl	8	13.5	1
120	Dave Casper (TE)	12/21/80	Min	7	17.1	1	108	Tim Smith	12/02/84	Pit	7	15.4	0
120	Tim Smith	12/08/85	NYG	7	17.1	1	107	Ken Burrough	10/10/76	Den	5	21.4	0
120	Butch Woolfolk (RB)	09/08/85	Mia	3	40.0	1	107	Billy Cannon (RB)	12/02/62	Den	5	21.4	2
119	Charley Frazier	11/20/66	Buf	4	29.8	1	107	Ernest Givins	09/26/93	LAN	3	35.7	1
119	Ernest Givins	12/18/88	Cle	6	19.8	0	107	Drew Hill	11/15/87	Pit	4	26.8	1
119	Dorial Green-Beckham	12/06/15	Jax	5	23.8	1	107	Derrick Mason	12/16/01	GB	8	13.4	1
119	Charlie Hennigan	09/19/64	Oak	7	17.0	1	107	Alvin Reed (TE)	09/09/68	KC	4	26.8	0
119	Alvin Reed (TE)	10/20/69	NYJ	7	17.0	0	107	Tim Smith	11/11/84	KC	8	13.4	0
118	Ernest Givins	11/20/88	Pho	5	23.6	2	107	Damian Williams	11/13/11	Car	5	21.4	1
118	Derrick Mason	09/15/02	Dal	7	16.9	0	106	Drew Bennett	09/10/06	NYJ	8	13.3	0
118	Kalif Raymond	09/27/20	Min	3	39.3	0	106	Ken Burrough	12/03/72	Atl	4	26.5	0
117	Ken Burrough	11/04/73	Bal	7	16.7	0	106	Charley Frazier	10/20/63	Buf	3	35.3	1
117	Ernest Givins	09/13/87	LAN	6	19.5	1	106	Bill Groman	10/09/60	NYT	6	17.7	0
117	Bill Groman	11/12/61	BPA	6	19.5	1	106	Gary Wellman	01/02/94	NYJ	8	13.3	0
117	Haywood Jeffires	09/06/92	Pit	7	16.7	0	106	Lorenzo White (RB)	09/13/92	Ind	4	26.5	1
117	Nate Washington	12/22/13	Jac	6	19.5	1	105	Mike Barber (TE)	11/10/80	NE	3	35.0	1
117	Nate Washington	11/21/10	Was	5	23.4	0	105	Drew Bennett	09/21/03	NO	8	13.1	1
117	Nate Washington	10/31/10	SD	4	29.3	1	105	Kenny Britt	10/04/09	Jac	7	15.0	0
116	Derrick Mason	12/01/02	NYG	12	9.7	1	105	Chris Brown (RB)	11/27/05	SF	3	35.0	1
116	Ben Troupe (TE)	12/18/05	Sea	6	19.3	0	105	Rishard Matthews	12/18/16	KC	4	26.3	0
115	Drew Bennett	11/12/06	Bal	6	19.2	0	105	Carl Pickens	09/24/00	Pit	2	52.5	0
115	Bill Groman	09/11/60	Oak	6	19.2	1	105	Bo Scaife (TE)	09/07/08	Jac	6	17.5	0
115	Nate Washington	11/20/11	Atl	9	12.8	2	105	Nate Washington	09/29/13	NYJ	4	26.3	2
114	Jim Beirne	11/09/69	Cin	6	19.0	2	105	Lorenzo White (RB)	12/20/92	Cle	6	17.5	0
114	A.J. Brown	12/15/19	Hou	8	14.3	1	104	Kevin Dyson	09/10/00	KC	6	17.3	1
114	Billy Cannon (RB)	12/10/61	NYT	5	22.8	2	104	Justin Gage	12/30/07	Ind	7	14.9	0
114	Drew Hill	12/21/86	Buf	5	22.8	0	104	Justin Gage	12/21/08	Pit	5	20.8	1
114	Justin Hunter	12/08/13	Den	4	28.5	1	104	Ernest Givins	10/16/88	Pit	5	20.8	1
114	Derrick Mason	11/25/01	Pit	7	16.3	0	104	Leonard Harris	10/11/87	Cle	6	17.3	0
114	Rishard Matthews	01/01/17	Hou	9	12.7	1	104	Charlie Hennigan	11/15/64	Oak	6	17.3	0
114	Rishard Matthews	11/16/17	Pit	5	22.6	1	104	Billy Johnson	11/28/76	Atl	5	20.8	1
114	Bob McLeod (TE)	12/09/62	Oak	5	22.8	1	104	Derrick Mason	09/19/04	Ind	8	13.0	0
113	Drew Bennett	12/10/06	Hou	6	18.8	0	104	Chris Sanders	09/24/95	Cin	2	52.0	2
113	Corey Davis	11/22/20	Bal	5	22.6	0	104	Taywan Taylor	12/02/18	NYJ	3	34.7	0

TOP PERFORMANCES: 100-YARD RECEIVING GAMES

Yards	Player	Date	Opp	Rec	Avg	TD	Yards	Player	Date	Opp	Rec	Avg	TD
103	Jim Beirne	11/28/68	KC	4	25.8	1	101	Mike Holston	11/29/81	Atl	8	12.6	1
103	Drew Hill	12/08/85	NYG	6	17.2	0	101	Roy Hopkins (RB)	11/08/70	KC	6	16.8	0
103	Haywood Jeffires	09/11/94	Dal	6	17.2	0	101	Brandon Jones	12/24/06	Buf	5	20.2	1
103	Derrick Mason	10/01/00	NYG	6	17.2	1	101	Jerry LeVias	11/29/70	Den	3	33.7	2
103	Jared Cook (TE)	12/18/11	Ind	9	11.4	0	101	Jerry LeVias	11/23/69	Mia	4	25.3	1
103	Kendall Wright	11/24/13	Oak	6	17.2	1	101	Chris Sanders	10/18/98	Cin	3	33.7	0
102	Dave Casper (TE)	12/19/82	Phi	5	20.4	1	101	Tajaé Sharpe	10/21/18	LAC	7	14.4	0
102	Willie Frazier (TE)	11/06/64	BPA	2	51.0	1	101	Tim Smith	10/21/84	SF	6	16.8	1
102	Ernest Givins	11/23/86	Ind	7	14.6	0	101	Kendall Wright	09/13/15	TB	4	25.3	1
102	Bill Groman	10/23/60	NYT	5	20.4	3	100	Dave Casper (TE)	11/28/82	NE	6	16.7	1
102	Drew Hill	11/26/90	Buf	6	17.0	0	100	Curtis Duncan	12/13/92	GB	6	16.7	0
102	Drew Hill	12/13/87	NO	4	25.5	0	100	Charley Frazier	09/03/66	Den	6	16.7	3
102	Chris Sanders	12/01/96	NYJ	3	34.0	1	100	A.J. Brown	09/08/19	Cle	3	33.3	0
102	Tim Smith	09/09/84	Ind	6	17.0	0	100	Ernest Givins	10/25/92	Cin	8	12.5	1
102	Yancey Thigpen	09/27/98	Jac	6	17.0	2	100	Ernest Givins	11/26/92	Det	4	25.0	0
102	Nate Washington	12/14/14	NYJ	6	17.0	0	100	Bill Groman	10/29/61	Buf	2	50.0	2
101	A.J. Brown	11/08/20	Chi	4	25.3	1	100	Drew Hill	11/20/88	Pho	5	20.0	1
101	Corey Davis	09/14/20	Den	7	14.4	0	100	Chris Johnson (RB)	11/15/09	Buf	9	11.1	0
101	Ernest Givins	10/14/90	Cin	6	16.8	1	100	Charlie Joiner	10/25/70	SD	5	20.0	1
101	Bill Groman	12/10/61	NYT	5	20.2	0	100	Chris Sanders	12/19/99	Atl	5	20.0	1
101	Bill Groman	12/11/60	Buf	3	33.7	1	100	Chris Sanders	12/14/97	Bal	7	14.3	0
101	Charlie Hennigan	10/01/61	DLT	3	33.7	1	100	Chris Sanders	10/13/96	Atl	4	25.0	1
101	Charlie Hennigan	09/07/63	Oak	7	14.4	1	100	Frank Wycheck (TE)	10/21/01	Det	7	14.3	1
101	Drew Hill	11/05/89	Det	9	11.2	1							
101	Drew Hill	11/08/87	SF	4	25.3	0							

CAREER 100-YARD RECEIVING GAMES

No.	Player	W-L-T
26	Charlie Hennigan	12-14-0
24	Drew Hill	15-9-0
18	Ernest Givins	7-11-0
14	Ken Burrough	12-2-0
13	Derrick Mason	7-6-0
10	A.J. Brown	8-2-0
10	Tim Smith	3-7-0
9	Drew Bennett	3-6-0
9	Nate Washington	4-5-0
8	Charles Frazier	3-5-0
8	Bill Groman	8-0-0
8	Chris Sanders	6-2-0
7	Kenny Britt	4-3-0
7	Corey Davis	5-2-0
6	Haywood Jeffires	3-3-0
5	Jerry LeVias	3-1-1
5	Kendall Wright	3-2-0
4	Kevin Dyson	3-1-0
4	Rishard Matthews	2-2-0
4	Alvin Reed	1-3-0
4	Webster Slaughter	2-2-0
4	Delanie Walker	1-3-0
3	Curtis Duncan	1-2-0
3	Justin Gage	3-0-0
2	Mike Barber	2-0-0
2	Jim Bierne	0-1-1
2	Jared Cook	1-1-0
2	Willard Dewveall	1-1-0
2	Dorial Green-Beckham	1-1-0
2	Justin Hunter	1-1-0
2	Billy Johnson	2-0-0
2	Charlie Joiner	0-1-1
2	Yancey Thigpen	0-2-0
2	Lorenzo White	2-0-0
2	Butch Woolfolk	1-1-0
1	Sid Blanks	0-1-0
1	Chris Brown	1-0-0
1	Pat Coleman	1-0-0
1	Anthony Firkser	1-0-0
1	Willie Fraizer	1-0-0
1	Eddie George	0-1-0
1	Mac Haik	1-0-0
1	Ronnie Harmon	1-0-0
1	Leonard Harris	1-0-0
1	Mike Holston	0-1-0
1	Roy Hopkins	0-1-0
1	Chris Johnson	1-0-0
1	Brandon Jones	1-0-0
1	Julio Jones	1-0-0
1	Mike Montgomery	0-1-0
1	Dave Parks	1-0-0
1	Carl Pickens	1-0-0
1	Kalif Raymond	1-0-0
1	Bo Scaife	1-0-0
1	Tajaé Sharpe	0-1-0
1	Taywan Taylor	1-0-0
1	Ben Troupe	0-1-0
1	Gary Wellman	1-0-0
1	John White	0-1-0
1	Damian Williams	1-0-0
1	Oliver Williams	0-1-0
1	Roydell Williams	1-0-0
1	Frank Wycheck	1-0-0

CAREER 100-YARD RUSHING GAMES

No.	Player	W-L-T
39	Earl Campbell	28-11-0
36	Eddie George	30-6-0
35	Chris Johnson	26-9-0
25	Derrick Henry	22-3-0
11	Hoyle Granger	8-2-1
8	Mike Rozier	6-2-0
7	Chris Brown	4-3-0
7	LenDale White	6-1-0
7	Lorenzo White	4-3-0
6	Gary Brown	6-0-0
6	Ronnie Coleman	5-1-0
6	DeMarco Murray	4-2-0
6	Charlie Tolar	6-0-0
6	Travis Henry	3-3-0
5	Billy Cannon	5-0-0
3	Rob Carpenter	2-1-0
3	Larry Moriarty	2-1-0
3	Dave Smith	3-0-0
2	Sid Blanks	2-0-0
2	Woody Campbell	2-0-0
2	Allen Pinkett	2-0-0
2	Rodney Thomas	2-0-0
1	Ode Burrell	0-1-0
1	Joe Dawkins	0-1-0
1	Don Hardeman	1-0-0
1	Skip Hicks	1-0-0
1	Roy Hopkins	1-0-0
1	Marcus Mariota	1-0-0
1	Paul Robinson	0-1-0
1	Fred Willis	0-1-0
1	Butch Woolfolk	1-0-0

CAREER 300-YARD PASSING GAMES

No.	Player	W-L-T
38	Warren Moon	20-18-0
15	George Blanda	5-10-0
10	Steve McNair	4-6-0
8	Marcus Mariota	3-5-0
7	Ryan Tannehill	6-1-0
3	Matt Hasselbeck	3-0-0
3	Jake Locker	1-2-0
3	Billy Volek	0-3-0
3	Dan Pastorini	0-3-0
2	Cody Carlson	1-1-0
2	Ryan Fitzpatrick	1-1-0
2	Jacky Lee	1-0-1
2	Archie Manning	0-2-0
2	Neil O'Donnell	1-1-0
2	Vince Young	1-1-0
1	Pete Beathard	0-0-1
1	Chris Chandler	1-0-0
1	Kerry Collins	0-1-0
1	Lynn Dickey	1-0-0
1	Zach Mettenberger	0-1-0
1	Gifford Nielsen	1-0-0
1	Jerry Rhome	0-1-0
1	Ken Stabler	0-1-0
1	Don Trull	0-1-0

TOP PERFORMANCES BY TEAMMATES

GAMES WITH MORE THAN ONE 100-YARD RUSHER

Dec. 15, 1962	@ New York, Billy Cannon (9-103) and Charlie Tolar (29-107)
Nov. 12, 1967	@ Denver, Woody Campbell (16-101) and Hoyle Granger (22-142)
Dec. 3, 1967	vs. Miami, Woody Campbell (18-141) and Hoyle Granger (25-111)
Sep. 28, 1975	vs. San Diego, Ronnie Coleman (16-112) and Don Hardeman (27-107)
Nov. 27, 1977	vs. Kansas City, Rob Carpenter (14-149) and Ronnie Coleman (15-101)
Oct. 19, 2008	@ Kansas City, Chris Johnson (18-168) and LenDale White (17-149)
Nov. 27, 2008	@ Detroit, Chris Johnson (16-125) and LenDale White (23-106)

GAMES WITH MORE THAN ONE 100-YARD RECEIVER

Nov. 25, 1960	@ Boston, Bill Groman (9-171) and Charlie Hennigan (7-113)
Sep. 24, 1961	@ San Diego, Charlie Hennigan (6-109) and John White (6-112)
Oct. 13, 1961	@ Boston, Bill Groman (8-148) and Charlie Hennigan (13-272)
Oct. 22, 1961	vs. Dallas, Bill Groman (4-123) and Charlie Hennigan (4-108)
Sep. 12, 1964	@ San Diego, Sid Banks (12-131) and Charlie Hennigan (7-104)
Nov. 6, 1964	@ Boston, Charles Frazier (9-143) and Willie Frazier (2-102)
Nov. 4, 1973	@ Baltimore, Ken Burrough (7-117) and Dave Parks (5-127)
Nov. 20, 1978	vs. Miami, Mike Barber (4-112) and Ken Burrough (6-103)
Nov. 20, 1988	vs. Phoenix, Ernest Givens (5-118) and Drew Hill (5-100)
Nov. 25, 2001	vs. Pittsburgh, Kevin Dyson (4-112) and Derrick Mason (7-114)
Dec. 2, 2001	@ Cleveland, Kevin Dyson (6-110) and Derrick Mason (3-122)
Dec. 19, 2004	@ Oakland, Derrick Mason (9-121) and Drew Bennett (13-160)
Nov. 24, 2013	@ Oakland, Justin Hunter (6-109) and Kendall Wright (6-103)

GAMES WITH 300-YARD PASSER, TWO 100-YARD RECEIVERS

Nov. 25, 1960	at Boston, Jackie Lee (331 yards passing), Bill Groman (171 receiving), Charlie Hennigan (113 receiving)
Oct. 13, 1961	at Boston, Jacky Lee (457 yards passing), Charlie Hennigan (272 receiving), Bill Groman (148 receiving)
Nov. 6, 1964	at Boston, George Blanda (328 yards passing), Charles Frazier (143 receiving), Willie Frazier (102 receiving)
Nov. 4, 1973	at Baltimore, Lynn Dickey (340 yards passing), Dave Parks (127 receiving), Ken Burrough (117 receiving)
Nov. 25, 2001	vs. Pittsburgh, Steve McNair (334 yards passing), Derrick Mason (114 receiving), Kevin Dyson (112 receiving)
Dec. 19, 2004	at Oakland, Billy Volek (492 yards passing), Drew Bennett (160 receiving), Derrick Mason (121 receiving)
Nov. 24, 2013	at Oakland, Ryan Fitzpatrick (320 yards passing), Justin Hunter (109 receiving), Kendall Wright (103 receiving)

GAMES WITH 100-YARD RUSHER, 100-YARD RECEIVER & 300-YARD PASSER

Dec. 17, 1961	at Oakland, George Blanda (350 yards passing), Billy Cannon (145 rushing), Charlie Hennigan (123 receiving), Willard Dewveall (108 receiving)
Sep. 4, 1983	vs. Green Bay, Archie Manning (348 yards passing), Earl Campbell (123 rushing), Tim Smith (197 receiving)
Nov. 29, 1987	at Indianapolis, Warren Moon (327 yards passing), Mike Rozier (122 rushing), Drew Hill (134 receiving)
Nov. 26, 1990	vs. Buffalo, Warren Moon (300 yards passing), Lorenzo White (125 rushing), Drew Hill (102 receiving)
Sep. 6, 1992	vs. Pittsburgh, Warren Moon (330 yards passing), Lorenzo White (100 rushing) and Haywood Jeffires (117 receiving)
Nov. 29, 2009	vs. Arizona, Vince Young (387 yards passing), Chris Johnson (154 rushing) and Kenny Britt (128 receiving)
Dec. 8, 2019	at Oakland, Ryan Tannehill (391 yards passing), Derrick Henry (103 rushing) and A.J. Brown (153 receiving)
Sept. 27, 2020	at Minnesota, Ryan Tannehill (321 yards passing), Derrick Henry (119 rushing) and Kalif Raymond (118 receiving)
Oct. 18, 2020	vs. Houston, Ryan Tannehill (366 yards passing), Derrick Henry (212 rushing) and Anthony Firkser (113 receiving)
Sept. 19, 2021	at Seattle, Ryan Tannehill (347 yards passing), Derrick Henry (182 rushing) and Julio Jones (128 receiving)

LARGEST WIN/LOSS MARGINS

LARGEST MARGIN OF VICTORY

MARGIN	SCORE	DATE	OPPONENT
1. 55 points	55-0	9/9/61	OAKLAND
2. 47 points	47-0	11/6/77	CHICAGO
3. 44 points	58-14	12/9/90	CLEVELAND
4. 42 points	55-13	11/5/61	at Denver
5. 40 points	47-7	12/13/09	ST. LOUIS
6. 39 points	56-17	10/14/62	N.Y. TITANS
7. 38 points	45-7	9/3/66	DENVER
8. 37 points	47-10	11/27/08	at Detroit
9. 36 points	49-13	11/19/61	N.Y. TITANS
10. 35 points	41-6	12/11/88	CINCINNATI
35 points	38-3	11/14/93	at Cincinnati
12. 34 points	37-3	11/11/12	at Miami
34 points	44-10	12/15/62	at N.Y. Titans
13. 32 points	35-3	12/10/00	CINCINNATI
32 points	35-3	10/27/91	CINCINNATI
32 points	39-7	10/1/89	MIAMI

LARGEST MARGIN OF DEFEAT

MARGIN	SCORE	DATE	OPPONENT
1. 59 points	59-0	10/18/09	at New England
2. 54 points	61-7	12/17/89	at Cincinnati
3. 48 points	55-7	12/23/12	at Green Bay
4. 44 points	44-0	11/1/70	at St. Louis
44 points	61-17	12/17/72	CINCINNATI
6. 43 points	57-14	10/1/17	at Houston
7. 42 points	45-3	11/1/63	at Boston
42 points	52-10	12/20/70	at Dallas
42 points	45-3	9/18/88	at N.Y. Jets
10. 41 points	55-14	11/6/83	CINCINNATI
41 points	51-10	10/13/74	at Minnesota
12. 39 points	52-13	9/18/66	at N.Y. Jets
13. 34 points	34-0	10/9/72	OAKLAND
34 points	34-0	11/26/89	at Kansas City
34 points	41-7	10/23/11	HOUSTON
16. 33 points	40-7	11/22/87	CLEVELAND
33 points	40-7	9/17/06	at San Diego